

Does accelerating universe indicates Brans-Dicke theory not cosmological constant?

Jianbo Lu,^{1,*} Lixin Xu,^{2,3} and Yabo Wu¹

¹*Department of Physics, Liaoning Normal University, Dalian 116029, P. R. China*

²*Korea Astronomy and Space Science Institute, Daejeon 305-348, Korea*

³*School of Physics and Optoelectronic Technology,
Dalian University of Technology, Dalian, 116024, P. R. China*

The evolution of universe in Brans-Dicke (BD) theory may differ from the standard cosmological model. Here BD theory has been shown to be very effective for interpreting cosmic acceleration. The accelerating phase can be obtained by a non-minimal coupling between the gravitational term and a BD scalar field. Concretely, applying the Markov Chain Monte Carlo method to investigate a global constraints on BD theory from the current observational data: Union2 dataset of type supernovae Ia (SNIa), high-redshift Gamma-Ray Bursts (GRBs) data, observational Hubble data (OHD), the cluster X-ray gas mass fraction, the baryon acoustic oscillation (BAO), and the cosmic microwave background (CMB) data, it is found that an expanded universe from deceleration to acceleration is naturally given in this theory, and the scenario obtained to interpreting an accelerating universe is different from those obtained from general relativity. In addition, it is shown that at 1σ confidence level the model in BD theory is not distinguished with cosmological constant, according to the constraint results on model parameter, equation of state, deceleration parameter, Om and jerk parameter geometrical diagnostic. But for this BD scenario since it is dynamical, it will not suffer the so-called fine tuning and cosmic coincidence problems in cosmological constant.

PACS numbers: 98.80.-k

Keywords: Accelerating universe; Brans-Dicke theory; observational constraint; cosmological constant problem.

I. Introduction

The observation of the supernovae of type Ia [1] provides the evidence that the universe is undergoing accelerated expansion. Combining the observations from Cosmic Background Radiation [2] and SDSS [3], one concludes that the universe at present is dominated by 70% exotic component. An interpretation to the accelerating universe using general relativity can just be obtained through introducing an exotic fluid. Considering a standard cosmological model this unknown component can be called as dark energy with owning a character of negative pressure to push the universe to an accelerated expansion. A popular explanation to the accelerated expansion is due to a positive tiny cosmological constant, though it suffers the so-called fine tuning and cosmic coincidence problems. However, in 2σ confidence level, it fits the observations very well [4]. If the cosmological constant is not a real constant but is time variable, the fine tuning and cosmic coincidence problems can be removed. In fact, this possibility was considered in

*Electronic address: lvjianbo819@163.com

the past years [5], such as quintessence, Chaplygin gas, holographic, agegraphic dark energy, etc. Also, the accelerating universe is related to the modification of the gravity theory on large distances, such as $f(R)$ modified gravity theory [6] and higher dimensional theory [7], etc. Scalar-tensor modified gravity theories have recently attracted much attention, in part because they emerge naturally as the low-energy limit of string theory as a result of the dilaton coupling with gravitons [8–12]. In addition, it has been argued that in the early universe, gravity might obey a scalar tensor type theories rather than general relativity (GR) [11], and they are also important for cosmological inflation models [9, 13], since they have effectively solved the problems of inflation [11], where the end of inflation can be brought by nucleation without considering the fine-tuning cosmological parameters.

II. Brans-Dicke theory

Brans-Dicke (BD) theory [14] of gravity is a simple but very important one among the scalar tensor theories, which is apparently compatible with Mach's principle [15]. The generalized BD theory is an extension of the original BD theory by considering coupling parameter ω as a function of the scalar field [16], and an accelerating universe can be obtained when coupling parameter ω varies with time [17]. In the framework of generalized BD theory, the action is described as (choosing the speed of light $c = 1$)

$$S = d^4x \sqrt{-g} [\phi R - \frac{\omega(\phi)}{\phi} \phi^{\cdot\alpha} \phi_{,\alpha} - V(\phi) + L_m]. \quad (1)$$

where L_m is a matter Lagrangian, ϕ is the BD scalar field which is non-minimally coupled to gravity, $V(\phi)$ is the self-interacting potential for the BD scalar field, $\omega(\phi)$ being a function of ϕ is generalized version of the dimensionless BD coupling parameter ω , and ϕ plays the role of the gravitational constant G which is related to the inverse of the ϕ .

The gravitational field equations derived from above action by varying the action with respect to the metric is

$$G_{\mu\nu} = \frac{8\pi}{\phi} T_{\mu\nu}^m + \frac{\omega(\phi)}{\phi^2} [\phi_{,\mu} \phi_{,\nu} - \frac{1}{2} g_{\mu\nu} \phi_{,\alpha} \phi^{,\alpha}] + \frac{1}{\phi} [\phi_{,\mu;\nu} - g_{\mu\nu} \square\phi] - \frac{V(\phi)}{2\phi} g_{\mu\nu} \quad (2)$$

with

$$\square\phi = \frac{8\pi T}{3 + 2\omega(\phi)} - \frac{1}{3 + 2\omega(\phi)} [2V(\phi) - \phi \frac{dV(\phi)}{d\phi}] - \frac{\frac{d\omega(\phi)}{d\phi}}{3 + 2\omega(\phi)} \phi_{,\mu} \phi^{,\mu}, \quad (3)$$

where $G_{\mu\nu}$ is Einstein tensor, $T_{\mu\nu}^m$ denotes the energy-momentum tensor of matter, and $T = T_{\mu\nu}^m g^{\mu\nu}$. Considering Robertson-Walker universe,

$$ds^2 = -dt^2 + a^2(t) [\frac{dr^2}{1 - kr^2} + r^2(d\theta^2 + \sin^2\theta d\phi^2)] \quad (4)$$

where k denotes the spacial curvature with $k = -1, 0, +1$ corresponding to open, flat and closed universe, respectively. The modified Friedmann equations and wave equation for the generalized BD scalar field ϕ are given as,

$$H^2 + \frac{k}{a^2} = \frac{8\pi\rho_m}{3\phi} - H\frac{\dot{\phi}}{\phi} + \frac{\omega(\phi)}{6} (\frac{\dot{\phi}}{\phi})^2 + \frac{V(\phi)}{6\phi} \equiv \frac{8\pi}{3} \rho_{eff}, \quad (5)$$

$$2\frac{\ddot{a}}{a} + H^2 + \frac{k}{a^2} = -\frac{8\pi p}{\phi} - \frac{\omega(\phi)}{2} (\frac{\dot{\phi}}{\phi})^2 - 2H\frac{\dot{\phi}}{\phi} - \frac{\ddot{\phi}}{\phi} + \frac{V(\phi)}{2\phi} \equiv -8\pi p_{eff}, \quad (6)$$

and

$$\ddot{\phi} + 3H\dot{\phi} = \frac{8\pi(\rho - 3p)}{3 + 2\omega(\phi)} + \frac{1}{3 + 2\omega(\phi)} [2V(\phi) - \phi \frac{dV(\phi)}{d\phi}] - \frac{\frac{d\omega(\phi)}{d\phi}}{3 + 2\omega(\phi)}, \quad (7)$$

where ρ_m and p denote the energy density and pressure for the matter, ρ_{eff} and p_{eff} are effective energy density and pressure for the combination of matter and BD scalar field, respectively. Obviously, the conservation equation of effective fluid is satisfied, $\dot{\rho}_{eff} + 3H(\rho_{eff} + 3p_{eff}) = 0$. BD theory as a leading alternative to Einstein's theory of GR, it can be obtained by considering $\omega(\phi) = \omega = \text{constant}$ in above generalized form. Also, GR as a special case in BD theory, the theory can be approximately reduced to GR when take constant coupling parameter $\omega \rightarrow \infty$ and scalar function $\phi = \text{constant}$.

III. Accelerating universe in Brans-Dicke theory

In this work, we show a scenario to obtain an accelerating universe in BD theory. For calculation, considering a parameterized power-law form for Brans-Dicke scalar field $\phi = \phi_0 a^\alpha$ [18], Friedmann equation in BD theory, with a flat geometry $k = 0$, is derived as,

$$\begin{aligned} H^2 &= \frac{\rho_m}{3\phi} - \alpha H^2 + \frac{\omega}{6} \alpha^2 H^2 - \frac{V(\phi)}{6\phi} \\ &= \frac{2}{(6 + 6\alpha - \omega\alpha^2)\phi_0} [\rho_{0m} a^{-(3+\alpha)} - \frac{\phi_0 V(\phi)}{2\phi}]. \end{aligned} \quad (8)$$

For convenience we mark this model as BDV in the following. Defining $\frac{2}{6+6\alpha-\omega\alpha^2} \frac{1}{\phi_0} = \frac{8\pi G_0}{3}$, then one has

$$\begin{aligned} H^2 &= H_0^2 \Omega_{0m} a^{-(3+\alpha)} - \frac{8\pi G_0}{3} \frac{\phi_0 V(\phi)}{2\phi} \\ &= H_0^2 \Omega_{0m} a^{-(3+\alpha)} - \frac{4\pi G_0}{3} a^{-\alpha} V(\phi), \end{aligned} \quad (9)$$

with $\Omega_{0m} \equiv \frac{8\pi G_0 \rho_{0m}}{3H_0^2}$. In addition for a flat universe, according to the Eqs. (5), (6), (7), and using the equation of state (EOS) for matter $w_m = p/\rho_m = 0$, and the conservation equation $\rho_m = \rho_{0m} a^{-3(1+w_m)} = \rho_{0m} a^{-3}$, the Friedmann equation in BD theory can also be expressed as [19]

$$\begin{aligned} H^2 &= A a^{-3-\alpha} + B a^{-\frac{2\alpha[(1+\omega)\alpha-1]}{2+\alpha}} \\ &= A a^{-3-\alpha} + B (a^\alpha)^{-\frac{2(1+\omega)\alpha-1}{2+\alpha}} \\ &= A a^{-3-\alpha} + B a^{\alpha n}, \end{aligned} \quad (10)$$

with $n \equiv \frac{-2[(1+\omega)\alpha-1]}{2+\alpha}$, here A, B are constant parameters. Comparing Eqs. (9) and (10), one can see that the potential of BD scalar field can be described as $V(\phi) = V_0 \phi^{n+1}$, with $A = H_0^2 \Omega_{0m}$, $B = \frac{-4\pi G_0}{3} V_0 \phi_0^{n+1}$.

As an example, considering a form of potential $V(\phi) = V_0 \phi^4$ with $V_0 = \text{constant}$ [20], this form is corresponded to chaotic inflation, and the parameter V_0 is constrained to $V_0 < 10^{-12}$, coming from the observed limits on the amplitude of fluctuations in cosmic microwave background [21]. For this case, Friedmann equation is written as,

$$H^2 = H_0^2 \Omega_{0m} a^{-(3+\alpha)} - \frac{8\pi G_0}{3} \frac{V_0}{2} \phi_0^4 a^{3\alpha}. \quad (11)$$

If interpret the potential term $-\frac{V_0}{2}\phi_0^4$ as the current value of energy density for an "new" component ρ_{0x} (it is easy to see that V_0 should have a negative value, for energy density $\rho_{0x} > 0$), the above equation becomes

$$H^2 = H_0^2 \Omega_{0m} a^{-(3+\alpha)} + H_0^2 \Omega_{0x} a^{3\alpha}. \quad (12)$$

According to the Eq. (12) and considering the index $3\alpha = -3(1 + w_x)$, it is obtained that the equation of state is expressed as, $w_x = -1 - \alpha$ for this component.

In the following we apply the Markov Chain Monte Carlo (MCMC) method to investigate a global constraint on above BDV scenario. For the used observed data, we consider 557 Union2 dataset of type supernovae Ia (SNIa) [22], 59 high-redshift Gamma-Ray Bursts (GRBs) data [23], observational Hubble data (OHD) [24], X-ray gas mass fraction in cluster [25], baryon acoustic oscillation (BAO) [26], and cosmic microwave background (CMB) data [27], and for the analysis method please see appendix. In our joint analysis, the MCMC code is based on the publicly available CosmoMC package [28] and the modified CosmoMC package [25, 29, 30]. The latter package is about the constraint code of X-ray cluster gas mass fraction. In the calculation the baryon matter density is taken to be varied with a tophat prior: $\Omega_b h^2 \in [0.005, 0.1]$. In addition, we run 8 independent chains in the MCMC calculation, and to get the converged results we test the convergence of the chains by typically getting $R - 1$ to be less than 0.03. The total χ^2 is expressed as,

$$\chi_{total}^2(p_s) = \chi_{SNIa}^2 + \chi_{GRBs}^2 + \chi_{OHD}^2 + \chi_{CBF}^2 + \chi_{BAO}^2 + \chi_{CMB}^2, \quad (13)$$

and the parameter vector reads

$$p_s = \{\Omega_b h^2, \Omega_c h^2, \alpha\}. \quad (14)$$

Here the expression of χ^2 for each observation corresponds to Eqs.(A5), (A6), (A8), (A12), (A20), and (A24), respectively. And based on the basic cosmological parameters p_s we can also obtain the derived parameters $\Omega_{0m} = \Omega_b + \Omega_c$, $\Omega_{0x} = 1 - \Omega_{0m}$, and the Hubble constant $H_0 = 100h \text{ km}\cdot\text{s}^{-1}\cdot\text{Mpc}^{-1}$. Here Ω_b and Ω_c denotes dimensionless energy density of baryon matter and dark matter, respectively. Using the latest observed data with the χ_{total}^2 in Eq. (13), Fig. 1 (left) plots the 2-D contours with $1\sigma, 2\sigma$ confidence levels and 1-D distribution of model parameters in the flat BDV model. Solid lines are mean likelihoods of samples, and dotted lines are marginalized probabilities for 1D distribution (for Gaussian distributions they should be the same). And the calculation results are listed in table I for the constraint on model parameters. In addition, Table II shows the values for the best-fit sample, and projections of the n-Dimensional 1σ and 2σ confidence regions. The n-D limits give some idea of the range of the posterior, and are much more conservative than the marginalized limits [28]. Often, the best-fit results are recommended.

model	model parameters	
BDV	$\Omega_{0m} = 0.281(\pm 0.013)_{-0.012-0.026}^{+0.013+0.027}$, $\alpha = 0.0043(\pm 0.0059)_{-0.0058-0.0123}^{+0.0058+0.0108}$	$H_0 = 70.629(\pm 1.090)_{-1.077-2.142}^{+1.105+2.095}$
CC	$\Omega_{0m} = 0.272(\pm 0.012)_{-0.013-0.025}^{+0.013+0.026}$	$H_0 = 70.118(\pm 0.913)_{-0.903-1.753}^{+0.899+1.830}$

TABLE I: This table lists the means, standard deviations (the numerical results in brackets) and marginalized limits for the model parameters from MCMC calculation, obtained by using SNIa Union2, GRBs, OHD, CBF, BAO, and CMB data, where BDV denotes the model with a ϕ^4 potential in BD theory, and CC corresponds to the case of including a cosmological constant (CC) in Einstein's general relativity.

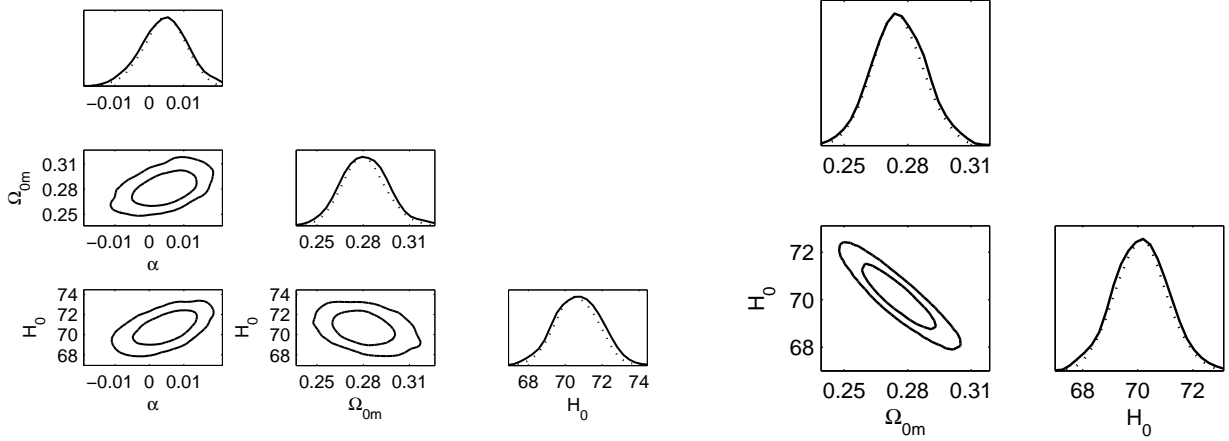


FIG. 1: The 2-D contours with 1σ , 2σ confidence levels and 1-D distribution of model parameters in the flat BDV (left) and CC (right) model. Solid lines are mean likelihoods of samples, and dotted lines are marginalized probabilities for 1D distribution.

model	χ^2_{min}	$\frac{\chi^2_{min}}{dof}$	model parameters
BDV	619.647	0.918	$\Omega_{0m} = 0.276^{+0.043+0.048}_{-0.029-0.036}$, $\alpha = 0.0041^{+0.0144+0.0170}_{-0.0155-0.0176}$, $H_0 = 70.859^{+3.216+4.051}_{-2.952-3.082}$
CC	619.840	0.917	$\Omega_{0m} = 0.274^{+0.030+0.043}_{-0.026-0.032}$, $H_0 = 70.255^{+2.127+2.790}_{-2.293-2.915}$

TABLE II: This table gives the maximum likelihood values χ^2_{min} , χ^2_{min}/dof , best fit model parameters, limits from the extremal values of the N-dimensional distribution from MCMC calculation result, obtained by using SNIa Union2, GRBs, CBF, OHD, BAO, and CMB data, where dof is degree of freedom of model, and its value equals the number of observational data points minus the number of parameters.

According to the best fit value of $\alpha = 0.0041$, one can see that the equation of state w_x lies in the region of phantom with a small departure from cosmological constant $w_\Lambda = -1$, and its confidence level is, $w_x = -1.0041^{+0.0155}_{-0.0144}$. In addition, considering the value of parameter α is not arbitrary, next we analysis its physical property. Using the correspondence between α and Newton's gravitational "constant" G , we calculate the variation of G by the current experiment exploration. According to the independent observations of Hulse-Taylor binary pulsar B1913 + 16 [31], and astereoseismological data from the pulsating white dwarf star G117-B15A [32], it is indicated by the current constraints,

$$\left| \frac{\dot{G}}{G} \right| \leq 10^{-11} yr^{-1}. \quad (15)$$

For our case, it corresponds to

$$\left| \frac{\dot{\phi}}{\phi} \right| = |\alpha H| \leq 10^{-11} yr^{-1}, \quad (16)$$

i.e.,

$$|\alpha| \leq \frac{1}{H} \times 10^{-11} yr^{-1}. \quad (17)$$

Considering the current value of Hubble constant $h = 0.742^{+0.036}_{-0.036}$ [33] and taking the best fit value of $H_0 = 74.2 \text{ km} \cdot \text{s}^{-1} \cdot \text{Mpc}^{-1} = 2.40 \times 10^{-18} \text{ s}^{-1} = 7.57 \times 10^{-11} \text{ yr}^{-1}$, one obtains the bounds on α ,

$$|\alpha| \leq 0.132124. \quad (18)$$

It is easy to see that the value of constraint on parameter α with 2σ confidence level for our case is under this bound. So, it is lied in a physical interesting region.

Furthermore, we investigate the evolution of deceleration parameter $q(z) = -\frac{\ddot{a}}{aH^2} = (1+z)\frac{1}{H}\frac{dH}{dz} - 1$ in this model. Considering the propagation of the errors for $q(z)$ by the Fisher matrix analysis, the errors are evaluated by using the covariance matrix C_{ij} of the fitting parameters [34, 35], which is the inverse of the Fisher matrix and given by

$$(C_{ij}^{-1}) = -\frac{\partial^2 \ln L}{\partial p_{s_i} \partial p_{s_j}} = \frac{1}{2} \frac{\partial^2 \chi^2(p_s)}{\partial p_{s_i} \partial p_{s_j}}, \quad (19)$$

where p_s is a set of parameters, and $\ln L$ is the logarithmic likelihood function. The errors on a function $f = f(p_s)$ in terms of the variables p_s are calculated by [35, 36]

$$\sigma_f^2 = \sum_i^n \left(\frac{\partial f}{\partial p_{s_i}}\right)^2 C_{ii} + 2 \sum_i^n \sum_{j=i+1}^n \left(\frac{\partial f}{\partial p_{s_i}}\right) \left(\frac{\partial f}{\partial p_{s_j}}\right) C_{ij}, \quad (20)$$

where n is the number of parameters, and f will be deceleration parameter $q(z; p_{s_i})$. The parameters p_{s_i} respectively represent $(\Omega_b h^2, \Omega_c h^2, \alpha)$. In Fig. 2 (left) we plot the evolutions of $q(z)$ with errors by

$$q_{1\sigma}(z) = q(z) |_{p_s=\bar{p}_s} \pm \sigma_q, \quad (21)$$

here \bar{p}_s are the best fit values of the constraint parameters. From this figure it can be seen that a universe from decelerated expansion to accelerated expansion is obtained. And the values of transition redshift z_T and current decelerating parameter q_0 with 1σ confidence level are, $z_T = 0.734_{-0.024}^{+0.024}$ and $q_0 = -0.590_{-0.005}^{+0.005}$, as shown in table III.

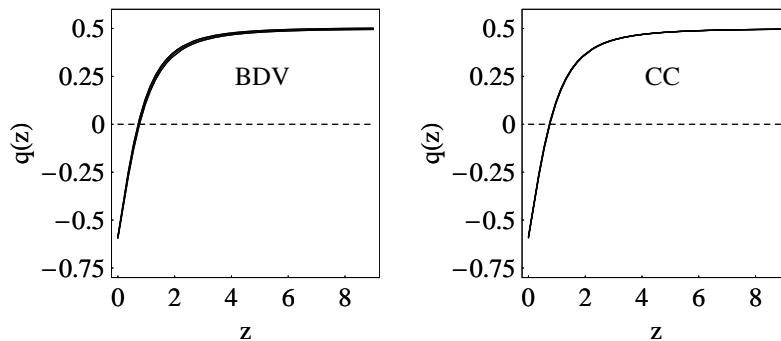


FIG. 2: The evolution of $q(z)$ against models.

model	z_T (1σ)	q_0 (1σ)
BDV	$0.734_{-0.024}^{+0.024}$	$-0.590_{-0.005}^{+0.005}$
CC	$0.744_{-0.008}^{+0.007}$	$-0.589_{-0.004}^{+0.003}$

TABLE III: The values of transition redshift z_T , and current deceleration parameter q_0 from MCMC calculation, obtained by using SNIa Union2, GRBs, CBF, OHD, BAO, and CMB data, where BDV denotes the model with a ϕ^4 potential in BD theory; CC corresponds to the case of including a cosmological constant in Einstein's general relativity.

In addition, for this parameterized scheme it should be noticed that the constant parameter V_0 has a action of adjusting dimension. Then we analysis the dimension of parameter V_0 in the following . Considering

$$\Omega_{0x} = -\frac{8\pi G_0}{3H_0^2} \frac{V_0}{2} \phi_0^4, \quad (22)$$

with $\Omega_{0x} = 1 - \Omega_{0m}$ which corresponds to playing the role of dark energy in the standard cosmology, and¹ $\phi_0 \sim \frac{1}{G_0}$, one has

$$V_0 = -\frac{3H_0^2}{8\pi G_0} 2\phi_0^{-4} \Omega_{0x} \simeq -H_0^2 G_0^3, \quad (23)$$

where $H_0 = 100h \text{ km}\cdot\text{s}^{-1}\cdot\text{Mpc}^{-1}$ (1 Mpc $\simeq 3.1 \times 10^{19}\text{km}$), and $G_0 = 6.67 \times 10^{-11} \text{ N}\cdot\text{m}^2\cdot\text{kg}^{-2}$ (N=kg·m·s⁻²). In addition, for natural unit $c = \hbar = \kappa = 1$ one knows

$$\begin{aligned} 1s &= 1.5192 \times 10^{24} \text{ GeV}^{-1} \\ 1m &= 5.0677 \times 10^{15} \text{ GeV}^{-1} \\ 1kg &= 5.6095 \times 10^{26} \text{ GeV}. \end{aligned} \quad (24)$$

Thus, the dimension of parameter V_0 is written as GeV^{-4} , which is relative to the inverse of energy density.

In this part we consider another power-law form of potential, $V(\phi) = \beta\phi^2$, with β being a constant parameter. For this case Hubble parameter is described as, $H^2(z) = H_0^2 \Omega_{0m} a^{-(3+\alpha)} + H_0^2 \Omega_{0x} a^\alpha$, here $\Omega_{0x} = -\frac{8\pi G_0}{3H_0^2} \frac{\beta}{2} \phi_0^2$. Fig. 3 plots the 2-D contours and 1-D distribution of model parameters. And the constraint results on model parameters are, $\Omega_{0m} = 0.280(\pm 0.013)_{-0.013-0.025}^{+0.013+0.025}$, $\alpha = 0.0040(\pm 0.0057)_{-0.0058-0.0119}^{+0.0057+0.0103}$, $H_0 = 70.556(\pm 1.083)_{-1.073-2.138}^{+1.051+2.188}$ for the means, standard deviations (in the brackets) and marginalized limits; and $\Omega_{0m} = 0.276_{-0.029-0.035}^{+0.040+0.048}$, $\alpha = 0.0047_{-0.0174-0.0212}^{+0.0134+0.0155}$, $H_0 = 70.873_{-3.149-3.706}^{+2.696+3.230}$ for the best-fit sample and projections of the n-Dimensional confidence regions, with $\chi_{min}^2 = 619.395$. According to the constraint results one can see that this constraint values for parameter α do not vary much when compare it with the case of $V(\phi) = V_0\phi^4$, i.e., the constraint results for the power-law form of potential are not much dependent on the index of scalar field ϕ .

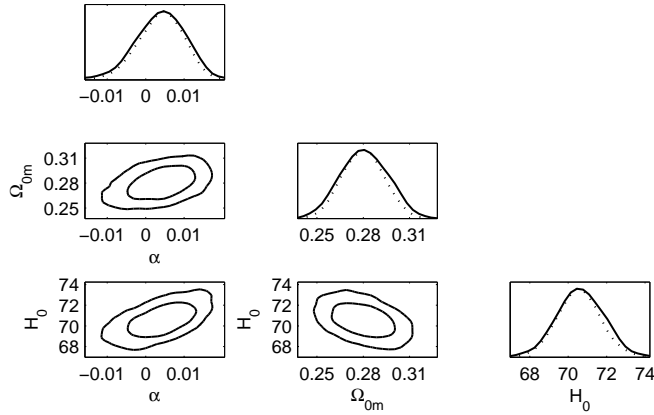


FIG. 3: The 2-D contours and 1-D distribution of model parameters for the case of $V(\phi) = \beta\phi^2$ in BD theory.

Also, as a comparison according to the popular opinion we consider the accelerating expansion of universe is brought by the cosmological constant (i.e. Λ CDM model) in the Einstein's theory of GR (or dubbed as standard cosmology).

¹ According to the definition $\frac{2}{6+6\alpha-\omega\alpha^2} \frac{1}{\phi_0} = \frac{8\pi G_0}{3}$, and considering the BD parameter ω which is restricted to be around 40000 from local gravity tests in the solar system [37], but has a smaller value (about 1000) at larger cosmological scales than at local [38], we get $\phi_0 \sim \frac{1}{G_0}$.

The Friedmann equation for this case is expressed as

$$H^2 = H_0^2 \Omega_{0m} a^{-3} + H_0^2 \Omega_{0\Lambda}. \quad (25)$$

The calculation results on cosmological parameters are listed in table I and II for this model. In addition, for the evolution of deceleration parameter $q(z)$ it is plotted in Fig. 2 (right), and the values of z_T and q_0 are listed in table III. From above constraint results it can be seen that the values of α is near to zero, and one knows that the BDV will reduce to the CC model for parameter $\alpha = 0$. In addition, according to the Fig. 2 it is shown that the evolutions of deceleration parameter for BDV and CC model much approach each other. Considering the CC model in standard cosmology fits the current observations very well, it seems that the BDV is also a much natural scenario with responsibility for an accelerating universe.

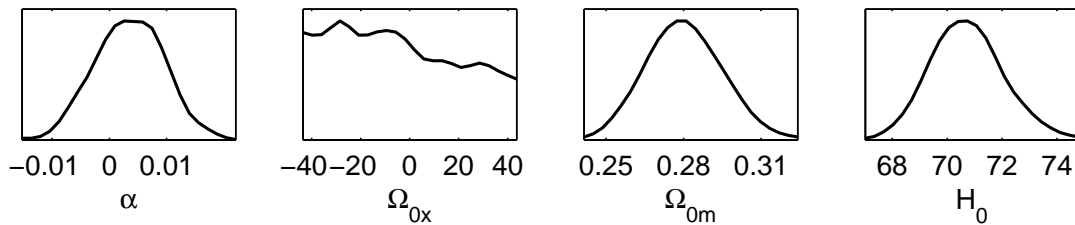


FIG. 4: The 1-D distribution of model parameters for the BDVA model.

At last as a derivative we also consider a combination of above two scenarios, i.e., include the cosmological constant in BDV theory. We logogram this case as BDVA. The expression of Hubble parameter is written as,

$$\begin{aligned} H^2 &= H_0^2 \Omega_{0m} a^{-(3+\alpha)} + H_0^2 \Omega_{0x} a^{3\alpha} + H_0^2 \Omega_{0\Lambda} \\ &= H_0^2 \Omega_{0m} a^{-(3+\alpha)} + H_0^2 \Omega_{0x} a^{3\alpha} + H_0^2 (1 - \Omega_{0m} - \Omega_{0x}). \end{aligned} \quad (26)$$

As shown in Fig. 4, one can see that though at a big variable region for parameter Ω_{0x} , the chains are still poorly converged for this case. For this, we plot 1-D distribution of model parameters for the BDVA model. And the constraint results on model parameters are, $\Omega_{0m} = 0.280(\pm 0.013)_{-0.013}^{+0.013+0.027}_{-0.024}$, $\alpha = 0.0022(\pm 0.0047)_{-0.0037}^{+0.0042+0.0116}_{-0.0078}$, $\Omega_{0x} = 2.478_{-}^{+}$, $H_0 = 70.569(\pm 1.136)_{-1.098}^{+1.103+2.403}_{-2.098}$ for the means, standard deviations (in the brackets) and marginalized limits; and $\Omega_{0m} = 0.286_{-0.038}^{+0.031+0.042}_{-0.045}$, $\alpha = 0.0067_{-0.0194}^{+0.0108+0.0120}_{-0.0237}$, $\Omega_{0x} = 4.483_{-}^{+}$, $H_0 = 71.251_{-3.501}^{+2.898+3.535}_{-4.373}$ for the best-fit sample and projections of the n-Dimensional confidence regions. According to the constraint results it is found that though other cosmological parameters are interesting, it is not easy to understand a question of the parameter $|\Omega_{0x}| > 1$, since in physics it denotes an current value for dimensionless energy component. Then it seems that in BDV model, it should not be included a cosmological constant; or contrarily, it should be no potential term in BD theory with owning a cosmological constant to interpret accelerating universe.

IV. Om and jerk parameter geometrical diagnostic for Brans-Dicke theory

In the following we use the geometrical diagnostic method to investigate discriminations between BDV and CC model, including Om and jerk parameter j defined by the first and third derivative relative to scale factor a , respectively. It is well known that model-independent quantity $H \equiv \frac{\dot{a}}{a} = -\frac{1}{1+z} \frac{dz}{dt}$ is very important for understanding

the properties of DE, since its value can be directly obtained from cosmic observations. The starting point for Om diagnostic is Hubble parameter, and it is defined as [39]

$$Om(z) \equiv \frac{E^2(z) - 1}{x^3 - 1}, \quad x = 1 + z = \frac{1}{a}, \quad E(z) = \frac{H(z)}{H_0}, \quad (27)$$

here z is redshift. Since $Om(z)$ only depends upon the scale factor a and its first derivative, it is a "geometrical" diagnostic. For Λ CDM model, $Om(z) = \Omega_{0m}$ is a constant, then it provides a null test of this model. Thus the parameter Om can be used to differentiate Λ CDM with other dynamical models.

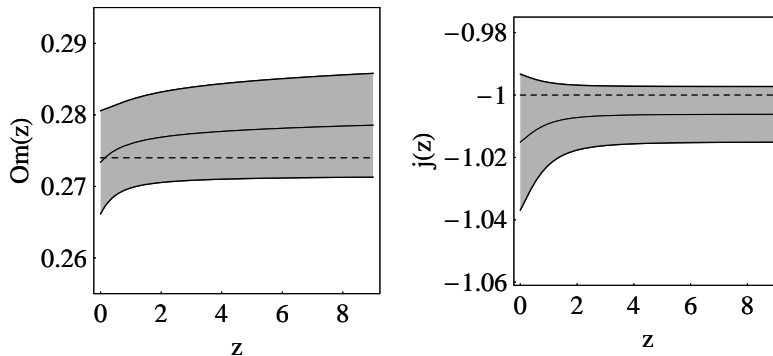


FIG. 5: The evolution of $Om(z)$ and $j(z)$ for BDV model.

The jerk parameter is defined by scale factor a and its third derivative [40],

$$j \equiv -\frac{1}{H^3} \left(\frac{\dot{a}}{a} \right) = -\left[\frac{1}{2} (1+z)^2 \frac{[H(z)^2]''}{H(z)^2} - (1+z) \frac{[H(z)^2]'}{H(z)^2} + 1 \right]. \quad (28)$$

The use of the cosmic jerk parameter provides more parameter space for geometrical studies, and transitions between phases of different cosmic acceleration are more naturally described by models incorporating a cosmic jerk. In addition, for a dark energy model Eq. (28) can be derived as

$$j = -1 - \frac{9}{2} w_{de} \Omega_{de} (1 + w_{de}) + \frac{3}{2} \Omega_{de} \frac{\dot{w}_{de}}{H}, \quad (29)$$

where Ω_{de} denotes dimensionless energy density for dark energy. From Eq. (29) it is easy to see that, for flat Λ CDM model ($w_{de}(z) = -1$), it has a constant jerk with $j(z) = -1$. Thus, it can provide us with a simple, convenient approach to distinguish and search departures for both cosmological dynamic and kinematical models from the cosmic concordance model, CC. According to Eqs. (27) and (28), we use Om and jerk parameter j geometrical diagnostic to distinguish BDV and CC model. For Om and j diagnostic we plot their evolutions for BDV model in Fig. 5 and compare it with cosmological constant. According to this figure we get the current values of $Om(z)$ and jerk parameter $j(z)$ with 1σ confidence level, $Om_0 = 0.273^{+0.008}_{-0.007}$, $j_0 = -1.015^{+0.022}_{-0.022}$, and it is shown that at 1σ confidence level the BDV model can not be distinguished with cosmological constant.

V. Conclusion

Much observations and phenomena indicates that the gravitational theory of general relativity should be modified. One of those, is the scalar-tensor theories of gravity, which have been widely studied [41]. In these theories a scalar

field is coupled to the Ricci scalar R . And a well-known example of scalar tensor theories is Brans-Dicke gravitational theory, where gravitational "constant" G is given by a function of scalar field which couples non-minimally with gravity so that the effective G generally varies in time. In this paper BD as a popular theory modifying the Einstein's GR, is studied with using the MCMC analysis method and the current observed data including 557 Union2 SNIa, 59 GRBs, OHD, cluster X-ray gas mass fraction, BAO and CMB data. In this theory, it leads to a interesting results and physical interpretations to accelerating universe without including a cosmological constant, by considering a self-interacting potential for scalar field ϕ , where ϕ plays the role of the variable gravitational constant G . According to the constraint results on model parameter, equation of state, deceleration parameter, and geometrical diagnostic for BDV model it seems that the cosmological constant in standard cosmology can be naturally replaced by a self-interacting potential in the BD theory. Concretely the conclusions in this work are briefly expressed as

(1) Considering the scalar tensor (ST) theory can be well used to interpret the inflation problem [11], here BD as an important one in ST theories is used to interpret the late accelerating universe. Using a form of inflation potential, the late accelerating universe can be naturally obtained in this theory. And for BDV model its behavior is much similar to cosmological constant in standard cosmology, such as according to the value of equation of state w_x , and the evolutions of deceleration parameter $q(z)$ including the values of transition redshift z_T , and current deceleration parameter q_0 , at 1σ confidence level they are not distinguished between BDV and CC. In addition, it has a small constraint value of parameter α (near to zero) in BDV model. One knows for $\alpha = 0$ it reduces to CC model. And for this parameter α , which is relative to the variable gravitational "constant" G in physics, its constraint value is consistent with the result of current experiment exploration, $|\alpha| \leq 0.132124$. Furthermore, one should be noticed that in the BD theory with a potential there should not be included a cosmological constant.

(2) Also, considering the geometrical diagnostic methods— Om and jerk parameter j , though they are defined by the first and third derivative relative to scale factor a , it is found that for the evolution of both $Om(z)$ and $j(z)$ the BDV model is still not distinguished with cosmological constant at 1σ confidence level.

(3) For the BDV model since the energy density of $\Omega_x = \Omega_{0x}a^{3\alpha}$ (please see Eq. (12)) is dynamical, not a constant as in cosmological constant model, it will not suffer the so-called fine tuning and cosmic coincidence problems.

In summary, according to the conclusions in the work maybe it indicates that the evolution of universe is not described by the cosmological constant and standard cosmology, but a Brans-Dicke theory with a potential.

Acknowledgments One of author Jianbo Lu thanks Changjun Gao and Wei Fang for useful discussion on this work. The research work is supported by the National Natural Science Foundation (Grant No. 10875056) and NSF (10703001) of P.R. China.

Appendix A: Observational data and cosmological constraint methods

In this part we introduce the cosmological constraints methods and the current observed data used in this paper.

1. Type Ia supernovae

We use the 557 SNIa Union2 dataset, which includes 557 SNIa [22]. Following [42, 43], one can obtain the corresponding constraints by fitting the distance modulus $\mu(z)$ as

$$\mu_{th}(z) = 5 \log_{10}[D_L(z)] + \frac{15}{4} \log_{10} \frac{G}{G_0} + \mu_0, \quad (\text{A1})$$

where G_0 is the current value of Newton's constant G . In this expression $D_L(z)$ is the Hubble-free luminosity distance $H_0 d_L(z)/c$, with H_0 the Hubble constant, defined through the re-normalized quantity h as $H_0 = 100h \text{ km s}^{-1} \text{ Mpc}^{-1}$, and

$$d_L(z) = \frac{c(1+z)}{\sqrt{|\Omega_k|}} \text{sinn}[\sqrt{|\Omega_k|} \int_0^z \frac{dz'}{H(z')}],$$

$$\mu_0 = 5 \log_{10} \left(\frac{H_0^{-1}}{\text{Mpc}} \right) + 25 = 42.38 - 5 \log_{10} h.$$

where $\text{sinn}(\sqrt{|\Omega_k|x})$ respectively denotes $\sin(\sqrt{|\Omega_k|x})$, $\sqrt{|\Omega_k|x}$, $\sinh(\sqrt{|\Omega_k|x})$ for $\Omega_k < 0$, $\Omega_k = 0$ and $\Omega_k > 0$. Additionally, the observed distance moduli $\mu_{obs}(z_i)$ of SNIa at z_i is

$$\mu_{obs}(z_i) = m_{obs}(z_i) - M, \quad (\text{A2})$$

where M is their absolute magnitudes.

For using SNIa data, theoretical model parameters p_s can be determined by a likelihood analysis, based on the calculation of

$$\chi^2(p_s, M') \equiv \sum_{SNIa} \frac{\{\mu_{obs}(z_i) - \mu_{th}(p_s, z_i)\}^2}{\sigma_i^2} = \sum_{SNIa} \frac{\{5 \log_{10}[D_L(p_s, z_i)] - m_{obs}(z_i) + M'\}^2}{\sigma_i^2}, \quad (\text{A3})$$

where $M' \equiv \mu_0 + M$ is a nuisance parameter which includes the absolute magnitude and the parameter h . The nuisance parameter M' can be marginalized over analytically [44] as

$$\bar{\chi}^2(p_s) = -2 \ln \int_{-\infty}^{+\infty} \exp \left[-\frac{1}{2} \chi^2(p_s, M') \right] dM',$$

resulting to

$$\bar{\chi}^2 = A - \frac{B^2}{C} + \ln \left(\frac{C}{2\pi} \right), \quad (\text{A4})$$

with

$$A = \sum_{SNIa} \frac{\{5 \log_{10}[D_L(p_s, z_i)] - m_{obs}(z_i)\}^2}{\sigma_i^2},$$

$$B = \sum_{SNIa} \frac{5 \log_{10}[D_L(p_s, z_i)] - m_{obs}(z_i)}{\sigma_i^2},$$

$$C = \sum_{SNIa} \frac{1}{\sigma_i^2}.$$

Relation (A3) has a minimum at the nuisance parameter value $M' = B/C$, which contains information of the values of h and M . Therefore, one can extract the values of h and M provided the knowledge of one of them. Finally, note that the expression

$$\chi_{SNIa}^2(p_s) = A - (B^2/C),$$

which coincides to (A4) up to a constant, is often used in the likelihood analysis [42, 44], and thus in this case the results will not be affected by a flat M' distribution. For minimizing $\chi^2_{SNIa}(p_s)$ to perform a constraint on cosmological parameters, it is equivalent to maximizing the likelihood

$$L(p_s) \propto \exp\left[-\frac{\chi^2(p_s)}{2}\right]. \quad (\text{A5})$$

2. high-redshift Gamma-Ray Bursts data

The GRBs data can be observed at higher redshift than SNIa. The currently observed redshift range of GRBs is at $0.1 \lesssim z \lesssim 9$. Therefore, the GRBs data can be viewed as an excellent complement to SNIa data and would provide more information at high redshift. When several empirical relations of the GRBs are proposed, these indicators have motivated the authors make use of the GRBs as cosmological standard candles at high redshift. However, the fact that there are not sufficient low redshift GRBs leads that the calibration of GRB relations is dependent on the cosmological model, namely, the circularity problem. One of methods to solve the circularity problem is the calibration of GRB relations are performed by the use of a sample of SNIa at low redshift in the cosmology-independent way [45]. Here, the GRBs data we used consists of 59 GRB samples with a redshift range of $1.4 \lesssim z \lesssim 9$ obtained in [23]. These 59 GRBs are calibrated by utilizing the newly released 557 Uion2 SNIa and the isotropic energy-peak spectral energy ($E_{iso} - E_{p,i}$) relation (i.e. Amati relation) [46].

The χ^2_{GRBs} takes the same form as χ^2_{SNIa}

$$\chi^2_{GRBs}(p_s, \mu_0) = \sum_{i=1}^{59} \frac{[\mu_{obs}(z_i) - \mu_{th}(z_i; p_s, \mu_0)]^2}{\sigma_i^2}. \quad (\text{A6})$$

The same method are used to deal with the nuisance parameter μ_0 as shown in the description of χ^2_{SNIa} above.

3. Observational Hubble data

The observational Hubble data [47] are based on differential ages of the galaxies. In [48], Jimenez *et al.* obtained an independent estimate for the Hubble parameter using the method developed in [49], and used it to constrain the cosmological models. The Hubble parameter depending on the differential ages as a function of redshift z can be written in the form of

$$H(z) = -\frac{1}{1+z} \frac{dz}{dt}. \quad (\text{A7})$$

So, once dz/dt is known, $H(z)$ is obtained directly. By using the differential ages of passively-evolving galaxies from the Gemini Deep Deep Survey (GDDS) [50] and archival data [51–56], Simon *et al.* obtained several values of $H(z)$ at different redshift [24]. The twelve observational Hubble data (redshift interval $0 \lesssim z \lesssim 1.8$) from [33, 57] are list in Table IV. In addition, in [58] the authors take the BAO scale as a standard ruler in the radial direction, and obtain three more additional data: $H(z = 0.24) = 79.69 \pm 2.32$, $H(z = 0.34) = 83.8 \pm 2.96$, and $H(z = 0.43) = 86.45 \pm 3.27$.

The best fit values of the model parameters from observational Hubble data are determined by minimizing [59]

$$\chi^2_{OHD}(H_0, p_s) = \sum_{i=1}^{15} \frac{[H_{th}(H_0, p_s; z_i) - H_{obs}(z_i)]^2}{\sigma^2(z_i)}, \quad (\text{A8})$$

z	0	0.1	0.17	0.27	0.4	0.48	0.88	0.9	1.30	1.43	1.53	1.75
$H(z)$ (km s ⁻¹ Mpc ⁻¹)	74.2	69	83	77	95	97	90	117	168	177	140	202
1 σ uncertainty	± 3.6	± 12	± 8	± 14	± 17	± 60	± 40	± 23	± 17	± 18	± 14	± 40

TABLE IV: The observational $H(z)$ data [33, 57].

where H_{th} is the predicted value for the Hubble parameter, H_{obs} is the observed value, $\sigma(z_i)$ is the standard deviation measurement uncertainty, and the summation is over the 15 observational Hubble data points at redshifts z_i .

4. The X-ray gas mass fraction

The X-ray gas mass fraction, f_{gas} , is defined as the ratio of the X-ray gas mass to the total mass of a cluster, which is approximately independent on the redshift for the hot ($kT \gtrsim 5keV$), dynamically relaxed clusters at the radii larger than the innermost core r_{2500} . As inspected in [25], the Λ CDM model is very favored and has been chosen as the reference cosmology. The model fitted to the reference Λ CDM data is presented as [25]

$$f_{gas}^{\Lambda CDM}(z) = \frac{KA\gamma b(z)}{1+s(z)} \left(\frac{\Omega_b}{\Omega_{0m}} \right) \left[\frac{D_A^{\Lambda CDM}(z)}{D_A(z)} \right]^{1.5}, \quad (\text{A9})$$

where where $D_A^{\Lambda CDM}(z)$ and $D_A(z)$ denote respectively the proper angular diameter distance in the Λ CDM reference cosmology and the current constraint model. A is the angular correction factor, which is caused by the change in angle for the current test model θ_{2500} in comparison with that of the reference cosmology $\theta_{2500}^{\Lambda CDM}$:

$$A = \left(\frac{\theta_{2500}^{\Lambda CDM}}{\theta_{2500}} \right)^\eta \approx \left(\frac{H(z)D_A(z)}{[H(z)D_A(z)]^{\Lambda CDM}} \right)^\eta, \quad (\text{A10})$$

here, the index η is the slope of the $f_{gas}(r/r_{2500})$ data within the radius r_{2500} , with the best-fit average value $\eta = 0.214 \pm 0.022$ [25]. And the proper (not comoving) angular diameter distance is given by

$$D_A(z) = \frac{c}{(1+z)\sqrt{|\Omega_k|}} \text{sinh}[\sqrt{|\Omega_k|} \int_0^z \frac{dz'}{H(z')}]. \quad (\text{A11})$$

It is clear that this quantity is related with $d_L(z)$ by

$$D_A(z) = \frac{d_L(z)}{(1+z)^2}.$$

In equation (A9), the parameter γ denotes permissible departures from the assumption of hydrostatic equilibrium, due to non-thermal pressure support; the bias factor $b(z) = b_0(1 + \alpha_b z)$ accounts for uncertainties in the cluster depletion factor; $s(z) = s_0(1 + \alpha_s z)$ accounts for uncertainties of the baryonic mass fraction in stars and a Gaussian prior for s_0 is employed, with $s_0 = (0.16 \pm 0.05)h_{70}^{0.5}$ [25]; the factor K is used to describe the combined effects of the residual uncertainties, such as the instrumental calibration and certain X-ray modelling issues, and a Gaussian prior for the 'calibration' factor is considered by $K = 1.0 \pm 0.1$ [25].

Following the method in Ref. [25, 60] and adopting the updated 42 observational f_{gas} data in Ref. [25], the best fit values of the model parameters for the X-ray gas mass fraction analysis are determined by minimizing,

$$\chi_{CBF}^2 = \sum_i^N \frac{[f_{gas}^{\Lambda CDM}(z_i) - f_{gas}(z_i)]^2}{\sigma_{f_{gas}}^2(z_i)} + \frac{(s_0 - 0.16)^2}{0.0016^2} + \frac{(K - 1.0)^2}{0.01^2} + \frac{(\eta - 0.214)^2}{0.022^2}, \quad (\text{A12})$$

where $\sigma_{f_{g_{as}}}(z_i)$ is the statistical uncertainties (Table 3 of [25]). As pointed out in [25], the acquiescent systematic uncertainties have been considered according to the parameters i.e. η , $b(z)$, $s(z)$ and K .

5. Baryon acoustic oscillation

The baryon acoustic oscillations are detected in the clustering of the combined 2dFGRS and SDSS main galaxy samples, which measure the distance-redshift relation at $z_{BAO} = 0.2$ and $z_{BAO} = 0.35$. The observed scale of the BAO calculated from these samples, are analyzed using estimates of the correlated errors to constrain the form of the distance measure $D_V(z)$ [26, 61]

$$D_V(z) = [(1+z)^2 D_A^2(z) \frac{cz}{H(z; p_s)}]^{1/3} = H_0 \left[\frac{z}{E(z; p_s)} \left(\int_0^z \frac{dz'}{E(z'; p_s)} \right)^2 \right]^{1/3}. \quad (\text{A13})$$

In this expression $E(z; p_s) = H(z; p_s)/H_0$, $D_A(z)$ is the proper (not comoving) angular diameter distance, which has the following relation with $d_L(z)$

$$D_A(z) = \frac{d_L(z)}{(1+z)^2}.$$

The peak positions of the BAO depend on the ratio of $D_V(z)$ to the sound horizon size at the drag epoch (where baryons were released from photons) z_d , which can be obtained by using a fitting formula [62]:

$$z_d = \frac{1291(\Omega_{0m}h^2)^{-0.419}}{1 + 0.659(\Omega_{0m}h^2)^{0.828}} [1 + b_1(\Omega_b h^2)^{b_2}], \quad (\text{A14})$$

with

$$b_1 = 0.313(\Omega_{0m}h^2)^{-0.419} [1 + 0.607(\Omega_{0m}h^2)^{0.674}], \quad (\text{A15})$$

$$b_2 = 0.238(\Omega_{0m}h^2)^{0.223}. \quad (\text{A16})$$

In this paper, we use the data of $r_s(z_d)/D_V(z)$ extracted from the Sloan Digital Sky Survey (SDSS) and the Two Degree Field Galaxy Redshift Survey (2dFGRS) [61], which are listed in Table V, where $r_s(z)$ is the comoving sound horizon size

$$\begin{aligned} r_s(z) &= c \int_0^t \frac{c_s dt}{a} = c \int_0^a \frac{c_s da}{a^2 H} = c \int_z^\infty dz \frac{c_s}{H(z)} \\ &= \frac{c}{\sqrt{3}} \int_0^{1/(1+z)} \frac{da}{a^2 H(a) \sqrt{1 + (3\Omega_b/(4\Omega_\gamma)a)}}, \end{aligned} \quad (\text{A17})$$

where c_s is the sound speed of the photon–baryon fluid [63, 64]:

$$c_s^{-2} = 3 + \frac{4}{3} \times \frac{\rho_b(z)}{\rho_\gamma(z)} = 3 + \frac{4}{3} \times \left(\frac{\Omega_b}{\Omega_\gamma} \right) a, \quad (\text{A18})$$

and here $\Omega_\gamma = 2.469 \times 10^{-5} h^{-2}$ for $T_{CMB} = 2.725K$.

Using the data of BAO in Table V and the inverse covariance matrix V^{-1} in [26]:

$$V^{-1} = \begin{pmatrix} 30124.1 & -17226.9 \\ -17226.9 & 86976.6 \end{pmatrix}, \quad (\text{A19})$$

z	$r_s(z_d)/D_V(z)$
0.2	0.1905 ± 0.0061
0.35	0.1097 ± 0.0036

TABLE V: The observational $r_s(z_d)/D_V(z)$ data [26].

the $\chi_{BAO}^2(p_s)$ is given as

$$\chi_{BAO}^2(p_s) = X^t V^{-1} X, \quad (\text{A20})$$

where X is a column vector formed from the values of theory minus the corresponding observational data, with

$$X = \begin{pmatrix} \frac{r_s(z_d)}{D_V(0.2)} - 0.1905 \\ \frac{r_s(z_d)}{D_V(0.35)} - 0.1097 \end{pmatrix}, \quad (\text{A21})$$

and X^t denotes its transpose.

6. Cosmic microwave background

The CMB shift parameter R is provided by [65]

$$R = \sqrt{\Omega_{0m} H_0^2} (1 + z_*) D_A(z_*) / c = \sqrt{\Omega_m} \int_0^{z_*} \frac{H_0 dz'}{H(z'; p_s)}, \quad (\text{A22})$$

here, the redshift z_* (the decoupling epoch of photons) is obtained using the fitting function [66]

$$z_* = 1048 [1 + 0.00124(\Omega_b h^2)^{-0.738}] [1 + g_1(\Omega_m h^2)^{g_2}],$$

where the functions g_1 and g_2 read

$$\begin{aligned} g_1 &= 0.0783(\Omega_b h^2)^{-0.238} (1 + 39.5(\Omega_b h^2)^{0.763})^{-1}, \\ g_2 &= 0.560 (1 + 21.1(\Omega_b h^2)^{1.81})^{-1}. \end{aligned}$$

In addition, the acoustic scale is related to a distance ratio, $D_A(z)/r_s(z)$, and at decoupling epoch it is defined as

$$l_A \equiv (1 + z_*) \frac{\pi D_A(z_*)}{r_s(z_*)}, \quad (\text{A23})$$

where Eq.(A23) arises a factor $1 + z_*$, because $D_A(z)$ is the proper (physical) angular diameter distance, whereas $r_s(z_*)$ is the comoving sound horizon. Using the data of l_A, R, z_* in [27] and their covariance matrix of $[l_A(z_*), R(z_*), z_*]$ (please see table VI and VII), we can calculate the likelihood L as $\chi_{CMB}^2 = -2 \ln L$:

$$\chi_{CMB}^2 = \Delta d_i [Cov^{-1}(d_i, d_j) [\Delta d_i]^t], \quad (\text{A24})$$

where $\Delta d_i = d_i - d_i^{data}$ is a row vector, and $d_i = (l_A, R, z_*)$.

[1] A.G. Riess *et al.*, 1998 *Astron. J.* **116** 1009 [arXiv:astro-ph/9805201]
S. Perlmutter *et al.*, 1999 *Astrophys. J.* **517** 565

	7-year maximum likelihood	error, σ
$l_A(z_*)$	302.09	0.76
$R(z_*)$	1.725	0.018
z_*	1091.3	0.91

TABLE VI: The values of $l_A(z_*)$, $R(z_*)$, and z_* from 7-year WMAP data.

	$l_A(z_*)$	$R(z_*)$	z_*
$l_A(z_*)$	2.305	29.698	-1.333
$R(z_*)$		6825.270	-113.180
z_*			3.414

TABLE VII: The inverse covariance matrix of $l_A(z_*)$, $R(z_*)$, and z_* from 7-year WMAP data.

- [2] D.N. Spergel *et al*, 2003 *Astrophys. J. Suppl.* **148** 175 [arXiv:astro-ph/0302209]
- [3] A.C. Pope *et al*, 2004 *Astrophys. J.* **607** 655 [arXiv:astro-ph/0401249].
- [4] E. Komatsu, *et al.*, *Astrophys. J. Suppl.* 180 (2009) 330, arXiv:0803.0547.
- [5] B. Ratra and P.J.E. Peebels, 1988 *Phys. Rev. D.* **37** 3406; B. Feng, X.L. Wang and X.M. Zhang, 2005 *Phys. Lett. B* **607** 35 [arXiv:astro-ph/0404224]; M. Li, 2004 *Phys. Lett. B* **603** 1 [arXiv:hep-th/0403127]; R.G. Cai, *Phys. Lett. B* 657, 228 (2007) [arXiv:hep-th/0707.4049]; L.X. Xu, J.B. Lu and W.B. Li, 2009 *Eur. phys. J. C* **64** 89; J.B. Lu, E.N. Saridakis, M.R. Setare and L.X. Xu, *JCAP*, 2010, 03: 031 [arXiv:astro-ph/0912.0923]; Y.T. Wang and L.X. Xu, *Phys. Rev. D* 81 083523 (2010) arXiv:1004.3340
- A.Y. Kamenshchik, U. Moschella and V. Pasquier, 2001 *Phys. Lett. B* 511 265 [arXiv:gr-qc/0103004]; M.C. Bento, O. Bertolami and A.A. Sen, *Phys. Rev. D* 66 (2002) 043507 [arXiv:gr-qc/0202064]; J.B. Lu *et al*, 2008 *Phys. Lett. B* 662, 87; J.B. Lu *et al*, *Gen Relativ Gravit* (2011) 43:819-832; Z.H. Zhu, 2004 *Astron. Astrophys.* **423** 421; P.X. Wu and H.W. Yu 2007 *Phys. Lett. B* **644** 16; J.F. Zhang, X. Zhang, H.Y. Liu, *PLB* 659 26 (2008); C. Feng, B. Wang, Y. Gong, R.K. Su [arXiv:0706.4033]; J.B. Lu, Y.X. Gui and L.X. Xu, 2009 *Eur. phys. J. C* **63** 349.
- [6] J.D. Barrow and S. Cotsakis 1988 *Phys. Lett. B* 214 515.
- [7] L. Randall and R. Sundrum, *Phys.Rev.Lett* 83 3370 (1999) [hep-ph/9905221]
G. Dvali, G. Gabadadze and M. Porrati, *Phys.Lett.B* 485 208-214 (2000) [hep-th/0005016].
- [8] A.H. Ziaie, K. Atazadeli, and Y. Tavakoli, *Class. Quantum Grav.* 27 (2010) 075016 [arXiv:1003.1725]
- [9] M.A. Scheel, S.L. Shapiro, and S.A. Teukolsky, *Phys.Rev.D*51:4236-4249,1995 [arXiv:gr-qc/9411026]
- [10] C.G. Callan, D. Friedan, E.J. Martinek, and M.J. Perry, *Nucl. Phys. B* 262 (1985) 593
- [11] H. Maeda, J. Koga, and K. Maeda, *Phys.Rev.D*66:087501,2002 [arXiv:gr-qc/0205109]
- [12] M. Gasperini and G. Veneziano, *Astropart. Phys.* 1, 317 (1993)
M. Gasperini and G. Veneziano, *Phys. Rept.* 373, 1, (2003)
- [13] D. La and P.J. Steinhardt, *Phys. Rev. Lett.* 62 (1989) 376
P.J. Steinhardt and F. S. Accetta, *Phys. Rev. Lett.* 64 (1990) 2740
J.Garcia-Bellido and M. Quiros, *Phys. Lett. B* 243 (1990) 45.
- [14] C. Brans and R.H. Dicke, *Phys. Rev.*124,925 (1961)
- [15] L. Qiang, Y. Ma, M. Han, and D. Yu, *Phys.Rev. D*71 (2005) 061501 [arXiv:0411066]
- [16] K. Nordtvedt, Jr., *Astrophys. J* 161 1059 (1970)

- P.G. Bergmann, *Int.J.Phys.* 1 25 (1968)
- R.V. Wagoner, *Phys. Rev.D* 1 3209 (1970)
- A.D. Felice, and S. Tsujikawa, *JCAP* 1007:024,2010 [arXiv:1005.0868]
- [17] N. Banerjee and D. Pavon, *Phys.Rev.D* 63, 043504 (2001)
- J.C. Fabris, S.V.B. Gonvalves, and R. Ribeiro, *Grav.Cosmol.*12:49-54,2006 [arXiv:0510779]
- B.K.Sahoo, and L.P.Singh, *Mod.Phys.Lett. A*17 (2002) 2409 [arXiv:0210004]
- L.M. Diazrivera, and L.O. Pimentel, *Int.J.Mod.Phys. A*18 (2003) 651-672 [arXiv:0208061]
- [18] L.X. Xu, W.B Li, J.B. Lu, *Eur. Phys. J. C* (2009) 60: 135C140.
- [19] S. Bhattacharya and U. Debnath, [arXiv:1006.2609]
- [20] Frieman, et al, *PRL.* 75, 2077 (1995).
- [21] V. Faraoni, *Phys. Rev. D* 62, 023504 (2000).
- [22] R. Amanullah et al. [Supernova Cosmology Project Collaboration], [arXiv:astro-ph/1004.1711]
- The numerical data of the full sample are available at <http://supernova.lbl.gov/Union>.
- [23] H. Wei, arXiv:1004.4951.
- [24] J. Simon, L. Verde and R. Jimenez, *Phys. Rev. D* **71** 123001 (2005) [arXiv:astro-ph/0412269].
- [25] S.W. Allen, D.A. Rapetti, R.W. Schmidt, H. Ebeling, R.G. Morris and A.C. Fabian, *Mon.Not.Roy.Astron.Soc.* **383** 879 (2008).
- [26] W.J. Percival *et al.*, [arXiv:astro-ph/0907.1660].
- [27] E. Komatsu et al., [arXiv:astro-ph/1001.4538].
- [28] A. Lewis and S. Bridle, *Phys. Rev. D* **66** 103511 (2002); URL: <http://cosmologist.info/cosmomc/>.
- [29] URL: <http://www.stanford.edu/~drapetti/fgas-module/>
- [30] D. Rapetti, S. W. Allen and J. Weller, *Mon. Not. Roy. Astron. Soc.* **360** 555 (2005).
- [31] G. S. Bisnovatyi-Kogan, *Int. J. Mod. Phys. D* 15, 1047 (2006)
- Damour T.,et al, *Phys. Rev. Lett.* 61, 1151 (1988).
- [32] M. Biesiada and B. Malec, *Mon. Not. R. Astron. Soc.* 350, 644 (2004)
- S. Ray and U. Mukhopadhyay, *Int. J. Mod. Phys. D* 16, 1791 (2007)
- [33] A. G. Riess *et al.*, [arXiv:0905.0695].
- [34] W. H. Press et al., *Numerical Recipes*, Cambridge University Press (1994).
- [35] U. Alam, V. Sahni, T. D. Saini and A. A. Starobinsky, arXiv:astro-ph/0406672.
- [36] S. Nesseris and L. Perivolaropoulos, *Phys. Rev. D* 72 123519 (2005), arXiv:astro-ph/0511040.
- [37] C. M. Will, *Living Rev. Rel.* 4, 4 (2001)
- B. Bertotti, L. Iess and P. Tortora, *Nature* 425, 374 (2003)
- C. M. Will, *Living Rev. Rel.* 9, 3 (2005).
- [38] P.D. Mannheim, *Found. of Phys.* 30, 709 (2000)
- A. Barnaveli and M. Gogberashvili, *Gen. Rel. Grav.* 26, 1117(1994)
- [39] V. Sahni, A. Shafieloo and A. A. Starobinsky, 2008 *Phys. Rev. D* **78** 103502 [arXiv:astro-ph/0807.3548]
- [40] R.D. Blandford, *Mon. Not. Roy. Astron. Soc.* 375 (2007) 1510 [astro-ph/0605683]
- L.X Xu, W.B. Li, and J.B. Lu, *JCAP*, 07 (2009) 031. arXiv:0905.4552
- J.B. Lu, L.X. Xu, and M.L. Liu, to appear in *PLB*.
- [41] S. Sen. and A. A. Sen, *Phys.Rev. D*63 (2001) 124006 [arXiv:0010092]
- Y.G. Gong, *Phys.Rev. D*61 (2000) 043505 [arXiv:9909013]
- Y.G. Gong, *Phys.Rev. D*59 (1999) 083507 [arXiv:9808057]

- M. K. Mak, and T. Harko, *Europhys.Lett.* 60 (2002) 155-161 [arXiv:0210087]
- R. Nakamura, M. Hashimoto, S. Gamow, and K. Arai, *Astron.Astrophys.*448:23,2006 [arXiv:0509076]
- Dao-Jun Liu, [arXiv:1005.5508]
- S. Das, and N. Banerjee, *Phys.Rev.D*78:043512,2008 [arXiv:0803.3936]
- B.H. Lee, W. Lee, [arXiv:1006.3127]
- H. Farajollahi, M. Farhoudi, A. Salehi, and H. Shojaie, [arXiv:1009.5059]
- H. W. Lee, K.Y. Kim, and Y.S. Myung, *Eur.Phys.J.C*71:1585,2011 [arXiv:1010.5556]
- C. J. Gao, and S.N. Zhang, [arXiv:0604083]
- [42] E. Garcia-Berro, E. Gaztanaga, J. Isern, O. Benvenuto and L. Althaus, arXiv:astro-ph/9907440
- A. Riazuelo, J. Uzan, *Phys.Rev. D* **66** 023525 (2002)
- V. Acquaviva, L. Verde, *JCAP* **0712** 001 (2007).
- [43] R.Gannouji, D. Polarski, *JCAP* **0805**, 018 (2008).
- [44] S. Nesseris and L. Perivolaropoulos, *Phys. Rev. D* **72**, 123519 (2005)
- L. Perivolaropoulos, *Phys. Rev. D* **71**, 063503 (2005)
- E. Di Pietro and J. F. Claeskens, *Mon. Not. Roy. Astron. Soc.* **341**, 1299 (2003)
- A. C. C. Guimaraes, J. V. Cunha and J. A. S. Lima, *JCAP* **0910**, 010 (2009)
- J.B. Lu, *Phys. Lett. B* **680**, 404 (2009)
- M. Szydlowski and W. Godlowski, 2006 *Phys. Lett. B* **633** 427 [arXiv:astro-ph/0509415]
- S. Nesseris and L. Perivolaropoulos, 2007 *JCAP* **0702** 025, [arXiv:astro-ph/0612653]
- U. Alam and V. Sahni, 2006 *Phys.Rev.D* **73** 084024.
- [45] N. Liang, W. K. Xiao, Y. Liu and S. N. Zhang, *Astrophys. J.* 685, 354 (2008) [arXiv:0802.4262].
- [46] L. Amati et al., *Astron. Astrophys.* 390 81 (2002), astro-ph/0205230.
- [47] Z.L. Yi and T.J. Zhang, 2007 *Mod. Phys. Lett. A* **22** 41-53 [arXiv:astro-ph/0605596].
- [48] R. Jimenez, L. Verde, T. Treu and D. Stern, *Astrophys. J.* **593** 622 (2003) [astro-ph/0302560].
- [49] R. Jimenez and A. Loeb, *Astrophys. J.* **573** 37 (2002) [arXiv:astro-ph/0106145].
- [50] R. G. Abraham *et al.*, *Astron. J.* **127** 2455 (2004) [arXiv:astro-ph/0402436].
- [51] T. Treu, M. Stiavelli, S. Casertano, P. Moller and G. Bertin, *Mon. Not. Roy. Astron. Soc.* **308** 1037 (1999)
- R.G. Abraham *et al.*, 2003 *Astron. J.* **593** 622.
- [52] T. Treu, M. Stiavelli, P. Moller, S. Casertano and G. Bertin, *Mon. Not. Roy. Astron. Soc.* **326** 221 (2001) [astro-ph/0104177].
- [53] T. Treu, M. Stiavelli, S. Casertano, P. Moller and G. Bertin, *Astrophys. J. Lett.* **564** L13 (2002).
- [54] J. Dunlop, J. Peacock, H. Spinrad, A. Dey, R. Jimenez, D. Stern and R. Windhorst, *Nature* **381** 581 (1996).
- [55] H. Spinrad, A. Dey, D. Stern, J. Dunlop, J. Peacock, R. Jimenez and R. Windhorst, *Astrophys. J.* **484** 581 (1997).
- [56] L. A. Nolan, J. S. Dunlop, R. Jimenez and A. F. Heavens, *Mon. Not. Roy. Astron. Soc.* **341** 464 (2003) [astro-ph/0103450].
- [57] D. Stern, R. Jimenez, L. Verde, M. Kamionkowski and S. A. Stanford, [arXiv:astro-ph/0907.3149]
- J. Simon et al, 2005 *Phys. Rev. D* 71, 123001.
- [58] E. Gaztanaga, A. Cabré and L. Hui, [arXiv:0807.3551].
- [59] R. Lazkoz and E. Majerotto, 2007 *JCAP* **0707** 015 [arXiv:astro-ph/0704.2606]
- J.B. Lu, L.X. Xu, M.L. Liu and Y.X. Gui, 2008 *Eur. Phys. J. C* **58** 311 [arXiv:astro-ph/0812.3209]
- L. Samushia and B. Ratra, 2006 *Astrophys. J.* **650** L5 [astro-ph/0607301]
- R. Jimenez, L. Verde, T. Treu and D. Stern, 2003 *Astrophys. J.* **593** 622 [astro-ph/0302560].
- [60] S. Nesseris and L. Perivolaropoulos, *JCAP* **0701** 018 (2007) [astro-ph/0610092].
- [61] D. J. Eisenstein *et al.*, *Astrophys. J.* **633** 560 (2005); W. J. Percival *et al.*, *Mon. Not. Roy. Astron. Soc.* **381** 1053 (2007)
- J.B. Lu and L.X. Xu, 2010 *Modern Physics Letters A* **25** 737-747.

- [62] D.J. Eisenstein and W. Hu, 1998 *Astrophys. J.* **496** 605 [arXiv:astro-ph/9709112]
- [63] W. Hu and N. Sugiyama, *Astrophys. J.* **444** 489 (1995) [arXiv:astro-ph/9407093].
- [64] W. Hu, M. Fukugita, M. Zaldarriaga and M. Tegmark, *Astrophys. J.* **549** 669 (2001) [arXiv:astro-ph/0006436].
- [65] J. R. Bond, G. Efstathiou and M. Tegmark, *Mon. Not. Roy. Astron. Soc.* **291** L33 (1997).
- [66] W. Hu and N. Sugiyama, *Astrophys. J.* **471** 542 (1996).