

Data-Efficient Quickest Change Detection with On-Off Observation Control

Taposh Banerjee and Venugopal V. Veeravalli

ECE Department and Coordinated Science Laboratory

University of Illinois at Urbana-Champaign, Urbana, IL

Email: banerje5,vvv@illinois.edu

Abstract

In this paper we extend the Shiryaev's quickest change detection formulation by also accounting for the cost of observations used before the change point. The observation cost is captured through the average number of observations used in the detection process before the change occurs. The objective is to select an on-off observation control policy, that decides whether or not to take a given observation, along with the stopping time at which the change is declared, so as to minimize the average detection delay, subject to constraints on both the probability of false alarm and the observation cost. By considering a Lagrangian relaxation of the constraint problem, and using dynamic programming arguments, we obtain an *a posteriori* probability based two-threshold algorithm that is a generalized version of the classical Shiryaev algorithm. We provide an asymptotic analysis of the two-threshold algorithm and show that the algorithm is asymptotically optimal, i.e., the performance of the two-threshold algorithm approaches that of the Shiryaev algorithm, for a fixed observation cost, as the probability of false alarm goes to zero. We also show, using simulations, that the two-threshold algorithm has good observation cost-delay trade-off curves, and provides significant reduction in observation cost as compared to the naive approach of fractional sampling, where samples are skipped randomly. Our analysis reveals that, for practical choices of constraints, the two thresholds can be set independent of each other: one based on the constraint of false alarm and another based on the observation cost constraint alone.

This research is partially supported by the National Science Foundation under grant CCF 08-30169, through the University of Illinois at Urbana-Champaign. This research was also supported in part by the U.S. Army Research Office MURI grant W911NF-06-1-0094, through a subcontract from Brown University at the University of Illinois, and by the U.S. Defense Threat Reduction Agency through subcontract 147755 at the University of Illinois from prime award HDTRA1-10-1-0086.

I. INTRODUCTION

In the Bayesian quickest change detection problem proposed by Shiryaev [1], there is a sequence of random variables, $\{X_n\}$, whose distribution changes at a random time Γ . It is assumed that before Γ , $\{X_n\}$ are independent and identically distributed (i.i.d.) with density f_0 , and after Γ they are i.i.d. with density f_1 . The distribution of Γ is assumed to be known and modeled as a geometric random variable with parameter ρ . The objective is to find a stopping time τ , at which time the change is declared, such that the average detection delay is minimized subject to a constraint on the probability of false alarm.

In this paper we extend Shiryaev's formulation by explicitly accounting for the cost of the observations used in the detection process. We capture the observation penalty (cost) through the average number of observations used before the change point Γ , and allow for a dynamic control policy that determines whether or not a given observation is taken. The objective is to choose the observation control policy along with the stopping time τ , so that the average detection delay is minimized subject to constraints on the probability of false alarm and the observation cost. The motivation for this model comes from the consideration of the following engineering applications.

In many monitoring applications, for example infrastructure monitoring, environment monitoring, or habitat monitoring, especially of endangered species, surveillance is only possible through the use of inexpensive battery operated sensor nodes. This could be due to the high cost of employing a wired sensor network or a human observer, or the infeasibility of having a human intervention. For example in habitat monitoring of certain sea-birds as reported in [9], the very reason the birds chose the habitat was because of the absence of humans and predators around it. In these applications the sensors are typically deployed for long durations, possibility over months, and due the constraint on energy, the most effective way to save energy at the sensors is to switch the sensor between on and off states. An energy-efficient quickest change detection algorithm can be employed here that can operate over months and trigger other more sophisticated and costly sensors, which are possibly power hungry, or more generally, trigger a larger part of the sensor network [10]. This change could be a fault in the structures in infrastructure monitoring [10], the arrival of the species to the habitat [9], etc.

In industrial quality control, statistical control charts are designed that can detect a sustained deviation of the industrial process from normal behavior [2]. Often there is a cost associated with acquiring the statistics for the control charts and it is of interest to consider designing *economic-statistical* control chart schemes [2], [3], [4], [5], [6], [7], [8]. One approach to economic-statistical control chart design has been to use algorithms from the change detection literature, such as Shewhart, EWMA and CUSUM, as control

charts, and optimize over the choice of sample size, sampling interval and control limits [3], [4]. Another approach has been to find optimal sampling rates in the problem of detection of a change in the drift of a sequence of Brownian motions with global false alarm constraint [5], [6]. Thus, these approaches are essentially non-Bayesian. It has been demonstrated, mostly through numerical results, that Bayesian control charts, which choose the parameters of the detection algorithms based on the posterior probability that the process is out of control, perform better than the traditional control charts based on Shewhart, EWMA or CUSUM; see [7], and the references therein. The problem of dynamic sampling for detecting a change in the drift of a standard Brownian motion is considered for an exponentially distributed change point in [8]. For practical applications, it is of interest to consider the economic design of Bayesian control charts in discrete time. The design of a Bayesian economic-statistical control chart is considered for a shift in the mean vector of a multivariate Gaussian model in [7]. But, the problem is modeled as an optimal stopping problem that minimizes the long term average cost, and hence, there is no control on the number of observations used at each time step. The process control problem is fundamentally a quickest change detection problem, and it is therefore appropriate that economic-statistical schemes for process control are developed in this framework.

In most of the above mentioned or similar applications, changes are rare and quick detection is often required. So, ideally we would like to take as few observations as possible before change to reduce the observation cost, and skip as few as possible after change to minimize delay, while maintaining an acceptable probability of false alarm.

There have been other formulations of the Bayesian quickest change detection problem that are relevant to sensor networks: see [11]-[15]. The change detection problem studied here was earlier considered in a similar set-up for sensor networks in [16]. But owing to the complexity of the problem, the structure of the optimal policy was studied only numerically, and for the same reason, no analytical expressions were developed for the performance.

The goal of this paper is to develop a deeper understanding of the trade-off between delay, false alarm probability, and the cost of observation or information, and to identify a control policy for data-efficient quickest change detection that has some optimality property and is easy to design. We extend the Shiryaev's formulation by also accounting for the cost of observations used before the change point, and obtain an *a posteriori* probability based two-threshold algorithm that is asymptotically optimal. Specifically, we show that the probability of false alarm and the average detection delay of the two-threshold algorithm approaches that of the Shiryaev algorithm, for a fixed observation cost constraint, as the probability of false alarm goes to zero. Even for moderate values of the false alarm probability,

we will show using simulations that the two-threshold algorithm provides good performance. We also provide an asymptotic analysis of the two-threshold algorithm, i.e., we obtain expressions for the delay, probability of false alarm and the average number of observations used before and after change, using which the thresholds can be set to meet the constraints on probability of false alarm and observation cost.

The layout of the paper is as follows. In the following section, we set up the data-efficient quickest change detection problem with on-off observation control and introduce the two-threshold algorithm. In Section III, we provide an asymptotic analysis of the two-threshold algorithm. In Section IV, we provide approximations using which the analytical expressions in Section III can be computed, and validate the approximations by comparing them with the corresponding values obtained via simulations. In Section V, we prove the asymptotic optimality of the two-threshold algorithm, provide its false alarm-delay-observation cost trade-off curves and also compare its performance with the naive approach of fractional sampling, where observations are skipped randomly.

II. PROBLEM FORMULATION AND THE TWO-THRESHOLD ALGORITHM

As in the model for the classical Bayesian quickest change detection problem described in Section I, we have a sequence of random variables $\{X_n\}$, which are i.i.d. with density f_0 before the random change point Γ , and i.i.d. with density f_1 after Γ . The change point Γ is modeled as geometric with parameter ρ , i.e., for $0 < \rho < 1$, $0 \leq \pi_0 < 1$,

$$\pi_k = \mathbb{P}\{\Gamma = k\} = \pi_0 \mathbb{I}_{\{k=0\}} + (1 - \pi_0)\rho(1 - \rho)^{k-1} \mathbb{I}_{\{k \geq 1\}},$$

where \mathbb{I} is the indicator function, and π_0 represents the probability of the change having happened before the observations are taken. Typically π_0 is set to 0.

In order to minimize the average number of observations used before Γ , at each time instant, a decision is made on whether to use the observation in the next time step, based on all the available information. Let $S_k \in \{0, 1\}$, with $S_k = 1$ if it is been decided to take the observation at time k , i.e. X_k is available for decision making, and $S_k = 0$ otherwise. Thus, S_k is an on-off (binary) control input based on the information available up to time $k - 1$, i.e.,

$$S_k = \mu_{k-1}(I_{k-1}), \quad k = 1, 2, \dots$$

with μ denoting the control law and I defined as:

$$I_k = \left[S_1, \dots, S_k, X_1^{(S_1)}, \dots, X_k^{(S_k)} \right].$$

Here, $X_i^{(S_i)}$ represents X_i if $S_i = 1$, otherwise X_i is absent from the information vector I_k . The choice of S_1 is based on the prior π_0 .

As in the classical change detection problem, the end goal is to choose a stopping time on the observation sequence at which time the change is declared. Denoting the stopping time by τ , we can define the average detection delay (ADD) as

$$\text{ADD} = \text{E} [(\tau - \Gamma)^+].$$

Further, we can define the probability of false alarm (PFA) as

$$\text{PFA} = \text{P}(\tau < \Gamma).$$

The new performance metric for our problem is the average number of observations (ANO) used before Γ in detecting the change:

$$\text{ANO} = \text{E} \left[\sum_{k=1}^{\min\{\tau, \Gamma-1\}} S_k \right].$$

Let $\gamma = \{\tau, \mu_0, \dots, \mu_{\tau-1}\}$ represent a policy for cost-efficient quickest change detection. We wish to solve the following optimization problem:

$$\begin{aligned} & \underset{\gamma}{\text{minimize}} && \text{ADD}(\gamma), \\ & \text{subject to} && \text{PFA}(\gamma) \leq \alpha, \text{ and } \text{ANO}(\gamma) \leq \beta, \end{aligned} \quad (1)$$

where α and β are given constraints. Towards solving (1), we consider a Lagrangian relaxation of this problem which can be approached using dynamic programming:

$$J^* = \min_{\gamma} \text{ADD}(\gamma) + \lambda_f \text{PFA}(\gamma) + \lambda_e \text{ANO}(\gamma), \quad (2)$$

where λ_f and λ_e are Lagrange multipliers. It is easy to see that if λ_f and λ_e can be found such that the solution to (2) achieves the PFA and ANO constraints with equality, then the solution to (2) is also the solution to (1).

The problem in (2) can be converted to an appropriate Markov control problem using steps similar to those followed in [16].

Let Θ_k denote the state of the system at time k . After the stopping time τ it is assumed that the system enters a terminal state \mathcal{T} and stays there. For $k < \tau$, we have $\Theta_k = 0$ for $k < \Gamma$, and $\Theta_k = 1$ otherwise. Then we can write

$$\text{ADD} = \text{E} \left[\sum_{k=0}^{\tau-1} \mathbb{I}_{\{\Theta_k=1\}} \right]$$

and $\text{PFA} = \mathbb{E}[\mathbb{I}_{\{\Theta_\tau=0\}}]$.

Furthermore, let D_k denote the stopping decision variable at time k , i.e., $D_k = 0$ if $k < \tau$ and $D_k = 1$ otherwise. Then the optimization problem in (2) can be written as a minimization of an additive cost over time:

$$J^* = \min_{\gamma} \mathbb{E} \left[\sum_{k=0}^{\tau} g_k(\Theta_k, D_k, S_k) \right]$$

with

$$g_k(\theta, d, s) = \mathbb{I}_{\{\theta \neq \mathcal{T}\}} \left[\mathbb{I}_{\{\theta=1\}} \mathbb{I}_{\{d=0\}} + \lambda_f \mathbb{I}_{\{\theta=0\}} \mathbb{I}_{\{d=1\}} + \lambda_e \mathbb{I}_{\{\theta=0\}} \mathbb{I}_{\{s=1\}} \mathbb{I}_{\{d=0\}} \right].$$

Using standard arguments [21] it can be seen that this optimization problem can be solved using infinite horizon dynamic programming with sufficient statistic (belief state) given by:

$$p_k = \mathbb{P}\{\Theta_k = 1 \mid I_k\} = \mathbb{P}\{\Gamma \leq k \mid I_k\}.$$

Using Bayes' rule, p_k can be shown to satisfy the recursion

$$p_{k+1} = \begin{cases} \Phi^{(0)}(p_k) & \text{if } S_{k+1} = 0 \\ \Phi^{(1)}(X_{k+1}, p_k) & \text{if } S_{k+1} = 1 \end{cases}$$

where

$$\Phi^{(0)}(p_k) = p_k + (1 - p_k)\rho \quad (3)$$

and

$$\Phi^{(1)}(X_{k+1}, p_k) = \frac{\Phi^{(0)}(p_k)L(X_{k+1})}{\Phi^{(0)}(p_k)L(X_{k+1}) + (1 - \Phi^{(0)}(p_k))} \quad (4)$$

with $L(X_{k+1}) = f_1(X_{k+1})/f_0(X_{k+1})$ being the likelihood ratio, and $p_0 = \pi_0$. Note that the structure of recursion for p_k is independent of time k .

The optimal policy for the problem given in (2) can be obtained from the solution to the Bellman equation:

$$J(p_k) = \min_{d_k, s_{k+1}} \lambda_f (1 - p_k) \mathbb{I}_{\{d_k=1\}} + \mathbb{I}_{\{d_k=0\}} [p_k + A_J(p_k)], \quad (5)$$

where

$$A_J(p_k) = B_0(p_k) \mathbb{I}_{\{s_{k+1}=0\}} + (\lambda_e(1 - p_k) + B_1(p_k)) \mathbb{I}_{\{s_{k+1}=1\}},$$

with

$$B_0(p_k) = J(\Phi^{(0)}(p_k))$$

and

$$B_1(p_k) = \mathbb{E}[J(\Phi^{(1)}(X_{k+1}, p_k))].$$

It can be shown by an induction argument (see, e.g., [16]) that J , B_0 and B_1 are all non-negative concave functions on the interval $[0, 1]$, and that $J(1) = B_0(1) = B_1(1) = 0$. Also, by Jensen's inequality

$$B_1(p) \leq J(\mathbb{E}[\Phi^{(1)}(X, p)]) = B_0(p), \quad p \in [0, 1].$$

Let

$$d(p_k) = B_0(p_k) - B_1(p_k).$$

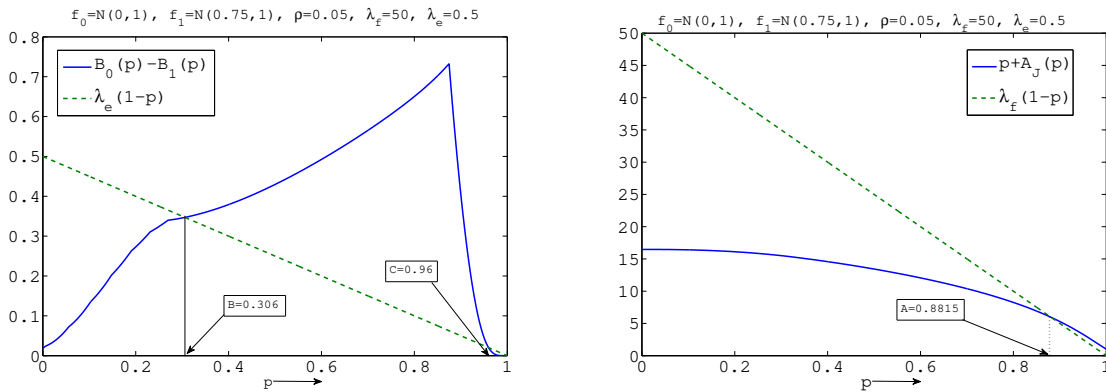
Then, from the above properties of J , B_0 and B_1 , it is easy to show that the optimal policy $\gamma^* = (\tau^*, \mu_0^*, \mu_1^*, \dots, \mu_{\tau^*-1}^*)$ for the problem given in (2) has the following structure:

$$S_{k+1}^* = \mu_k^*(p_k) = \begin{cases} 0 & \text{if } d(p_k) < \lambda_e(1 - p_k) \\ 1 & \text{if } d(p_k) \geq \lambda_e(1 - p_k) \end{cases} \quad (6)$$

$$\tau^* = \inf \{k \geq 1 : p_k > A^*\}.$$

Remark 1. Since, $d(p_k) \geq 0 \quad \forall p_k$, the algorithm in (6) reduces to the classical Shiryaev algorithm when $\lambda_e = 0$ [1].

The optimal stopping rule τ^* is similar to the one of the Shiryaev problem. But, the observation control is not explicit and one has to evaluate the differential cost function $d(p_k)$ at p_k at each time step to choose S_{k+1} .



(a) $d(p) = B_0(p) - B_1(p)$ and $\lambda_e(1 - p)$ as a function of p

(b) $p + A_J(p)$ and $\lambda_f(1 - p)$ as a function of p

Fig. 1: Example where a two-threshold policy is optimal: $f_0 \sim \mathcal{N}(0, 1)$, $f_1 \sim \mathcal{N}(0.75, 1)$, $\rho = 0.05$, $\lambda_f = 50$, and $\lambda_e = 0.5$. Value iteration: number of iterations=1500, number of points=2000.

In Fig. 1a we plot the differential cost function $d(p) = B_0(p) - B_1(p)$ and $\lambda_e(1 - p)$ as a function of p . We note that, although $B_0(p)$ and $B_1(p)$ are concave in p , their difference $d(p)$ is not. Thus, the line $\lambda_e(1 - p)$ can intersect $d(p)$ at more than two points. However, in Fig. 1a we see that there are exactly two points of intersection, one at $B = 0.306$ and another at $C = 0.96$. In Fig. 1b we plot the functions $p + A_J(p)$ and $\lambda_f(1 - p)$ as a function of p . This figure shows that the stopping threshold is $A = 0.8815 < 0.96 = C$. Thus, from Fig 1a and 1b we see that the optimal policy has two thresholds. For most of the system parameters we have tried, the cost functions behave in this way, and hence for these values, the following two-threshold policy is optimal.

Algorithm 1 (Two-threshold policy: $\gamma(A, B)$). *Start with $p_0 = 0$ and use the following control, with $B < A$, for $k \geq 0$:*

$$S_{k+1} = \mu_k(p_k) = \begin{cases} 0 & \text{if } p_k < B \\ 1 & \text{if } p_k \geq B \end{cases} \quad (7)$$

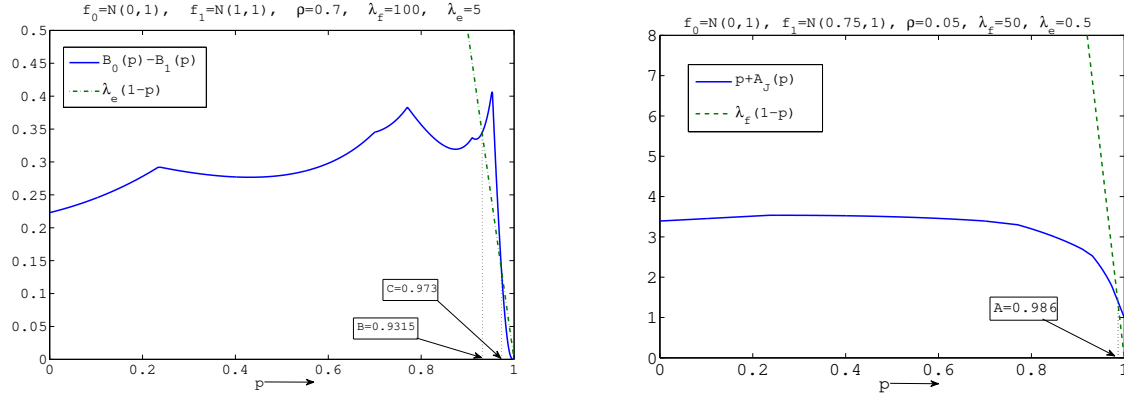
$$\tau = \inf \{k \geq 1 : p_k > A\}.$$

The probability p_k is updated using (3) and (4).

Extensive numerical studies of the Bellman equation (5) also shows that there exists choices of ρ , f_0 , f_1 , λ_f and λ_e for which (7) is not optimal. In Fig. 2 we plot one such case. Note from Fig. 2a that again there are two points of intersection of the plotted curves, one at $B = 0.9315$ and another at $C = 0.973$. But Fig. 2b shows that $A = 0.986 > 0.973 = C$. Thus, the optimal policy has three thresholds. But, note that the value of $\rho = 0.7$ is quite large and hence impractical. Also, simulations with these choices of thresholds show that the ANO is approximately zero. In all the cases we have found, for which the two-threshold policy is not optimal, the value of ρ is large and ANO is almost zero.

From a practical point of view, even if a two-threshold policy or algorithm (7) is not optimal, one would like to use the algorithm for the following reasons. First, as the asymptotic analysis given in Section III will reveal, if the PFA constraint is moderate to small and the ANO constraint is not very severe, then the thresholds A and B in $\gamma(A, B)$ can be set independently: the threshold A can be set only based on the constraint α , and the threshold B can be set based on the constraint β alone. Second, apart from being simple, the two-threshold algorithm (7) is asymptotically optimal as the PFA $\rightarrow 0$. Finally, $\gamma(A, B)$ has good trade-off curves, i.e., the ANO of $\gamma(A, B)$ can be reduced by up to 70%, by keeping the ADD of the $\gamma(A, B)$ within 10% of the ADD of the Shiryaev algorithm.

It is interesting to note that a two-threshold algorithm similar to that in (7) was shown to be exactly



(a) $d(p) = B_0(p) - B_1(p)$ and $\lambda_e(1-p)$ as a function of p (b) $p + A_J(p)$ and $\lambda_f(1-p)$ as a function of p

Fig. 2: Example where a two-threshold policy is not optimal: $f_0 \sim \mathcal{N}(0, 1)$, $f_1 \sim \mathcal{N}(1, 1)$, $\rho = 0.7$, $\lambda_f = 100$ and $\lambda_e = 5$. Value iteration: number of iterations=1500, number of points=2000.

optimal in [17] for a different but related problem of quality control where inspection costs are considered or when the tests are destructive.

III. ASYMPTOTIC ANALYSIS OF $\gamma(A, B)$

In this section we derive asymptotic approximations for ADD, PFA and ANO for the two-threshold algorithm $\gamma(A, B)$. To that end, we first convert the recursion for p_k (see (3) and (4)) to a form that is amenable to asymptotic analysis.

Define, $Z_k = \log \frac{p_k}{1-p_k}$ for $k \geq 0$. This new variable Z_k has a one-to-one mapping with p_k . By defining

$$a = \log \frac{A}{1-A}, \quad b = \log \frac{B}{1-B},$$

we can write the recursions (3) and (4) in terms of Z_k .

For $k \geq 1$,

$$Z_{k+1} = Z_k + \log L(X_{k+1}) + |\log(1-\rho)| + \log(1 + \rho e^{-Z_k}), \quad \text{if } Z_k \in [b, a] \quad (8)$$

and

$$Z_{k+1} = Z_k + |\log(1-\rho)| + \log(1 + \rho e^{-Z_k}), \quad \text{if } Z_k \notin [b, a] \quad (9)$$

with

$$Z_1 = \log(e^{Z_0} + \rho) + |\log(1-\rho)| + \log(L(X_1)) \mathbb{I}_{\{Z_0 \in [b, a]\}}.$$

Here we have used the fact that $S_{k+1} = 1$ if $p_k \in [B, A)$, and $S_{k+1} = 0$ otherwise (see (6)). The crossing of thresholds A and B by p_k is equivalent to the crossing of thresholds a and b by Z_k . Thus the stopping time for $\gamma(A, B)$ (equivalently $\gamma(a, b)$ with some abuse of notation) is

$$\tau = \inf \{k \geq 1 : Z_k > a\}.$$

In this section we study the asymptotic behavior of $\gamma(a, b)$ in terms of Z_k , under various limits of a, b and ρ . Specifically, we provide two asymptotic expressions for ADD, one for fixed thresholds a, b , as $\rho \rightarrow 0$, and another for fixed b and ρ , as $a \rightarrow \infty$. We also provide, as $a \rightarrow \infty$ and $\rho \rightarrow 0$, an asymptotic expression for PFA for fixed b . Finally, we also provide asymptotic estimates of the average number of observations used before (ANO) and after the change point Γ . Note that the limit of $a \rightarrow \infty$ corresponds to $\text{PFA} \rightarrow 0$.

Fig. 3 shows a typical evolution of $\gamma(a, b)$, i.e., of Z_k using (8) and (9), starting at time 0. Note that for $Z_k \in [b, a)$, recursion (8) is employed, while outside that interval, recursion (9), which only uses the prior ρ , is employed. As a result Z_k increases monotonically outside $[b, a)$.

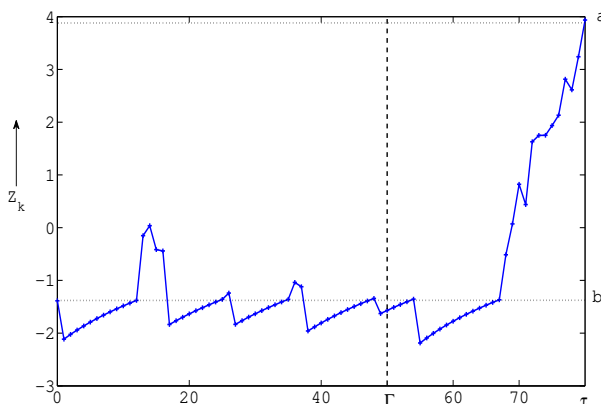


Fig. 3: Evolution of Z_k for $f_0 \sim \mathcal{N}(0, 1)$, $f_1 \sim \mathcal{N}(0.5, 1)$, and $\rho = 0.01$, with thresholds $a = 3.89$, and $b = -1.38$, corresponding to the p_k thresholds $A = 0.98$ and $B = 0.2$, respectively. Also $Z_0 = b$.

From Fig. 3 again, each time Z_k crosses b from below, it can either increase to a (point τ), or it can go below b and approach b monotonically from below, at which time it faces a similar set of alternatives. Thus the passage to threshold a possibly involves multiple cycles of the evolution of Z_k below b . We will show in Section III-C that after the change point Γ , following a finite number of cycles below b , Z_k grows up to cross a , and the time spent on the cycles below b is insignificant as compared to $\tau - \Gamma$,

as $a \rightarrow \infty$. In fact we show that, asymptotically, the time to reach a is equal to the time taken by the classical Shiryaev algorithm to reach a . (Note that for the classical Shiryaev algorithm the evolution of Z_k would be based on (8)).

When Z_k crosses a from below, it does so with an overshoot. Overshoots play a significant role in the performance of many sequential algorithms (see [18], [20]) and they are central to the performance of $\gamma(a, b)$ as well. In Section III-B, we show that PFA depends on the threshold a and the overshoot $(Z_\tau - a)$ as $a \rightarrow \infty$, but is *not* a function of the threshold b .

The number of observations taken during the detection process is the total time spent by Z_k between b and a . As $a \rightarrow \infty$, Z_k crosses a only after change point Γ , with high probability. The total number of observations taken can thus be divided in to two parts: the part taken before Γ (ANO), which is the fraction of time Z_k is above b (and hence depends only on b), and the part taken after Γ . In Section III-D we show that, asymptotically, the average number of observations taken after Γ is approximately equal to the delay itself.

In Section IV we provide approximations using which the asymptotic expressions can be computed and provide numerical results to demonstrate that under various scenarios, for limiting as well as moderate values of a , b , and ρ , our asymptotic expressions for ADD, PFA and ANO provide good approximations. In Section V we use the asymptotic expressions for ADD and PFA to show asymptotic optimality of $\gamma(a, b)$.

We begin our analysis by first obtaining the asymptotic overshoot distribution for $(Z_\tau - a)$ using nonlinear renewal theory [18], [19]. As mentioned above, this will be critical to the PFA analysis. For convenience of reference, in Table I, we provide a glossary of important terms used in this paper.

In what follows, we use E_ℓ and P_ℓ to denote, respectively, the expectation and probability measure when change happens at time ℓ . We use E_∞ and P_∞ to denote, respectively, the expectation and probability measure when the entire sequence $\{X_n\}$ is i.i.d. with density f_0 . Note that, $g(x) = o(1)$ as $x \rightarrow x_0$ is used to denote that $g(x) \rightarrow 0$ in the specified limit.

A. Asymptotic overshoot

In this section we characterize the overshoot distribution of Z_k as it crosses a as $a \rightarrow \infty$. In analyzing the trajectory of Z_k , it is useful to allow for arbitrary starting point Z_0 (shifting the time axis). We first combine the recursions in (8) and (9) to get:

$$Z_{k+1} = Z_k + \mathbb{I}_{\{Z_k \geq b\}} \log L(X_{k+1}) + |\log(1 - \rho)| + \log(1 + e^{-Z_k} \rho).$$

TABLE I: Glossary

Symbol	Definition/Interpretation	Symbol	Definition/Interpretation
ADD	Average detection delay	λ	Starting at b , first time Z_k is outside $[b, a)$
PFA	Probability of false alarm	Λ	Starting at b , first time Z_k crosses a or crosses b from below
ANO	Average # observations used before change	ADD ^s	Starting at b , time for Z_k to reach a under P_1 , when Z_k is reset to b each time it crosses b from below
ANO ₁	Average # observations used after change	$\lambda(x)$	Starting at $x \geq b$, first time Z_k is outside $[b, a)$
$\{X_k\}$	Observation sequence	$\Lambda(x)$	Starting at $x \geq b$, first time Z_k crosses a or crosses b from below
p_k	<i>a posteriori</i> probability of change	$\hat{\lambda}$	Starting at b , first time $Z_k < b$ with $a = \infty$
Z_k	$\log \frac{p_k}{1-p_k} = \sum_{i=1}^k Y_i + \eta_k$,	$\hat{\lambda}(x)$	Starting at $x \geq b$, first time $Z_k < b$ with $a = \infty$
τ	First time for p_k to cross A or first time for Z_k to cross $a = \log \frac{A}{1-A}$	T_b	Time spent by Z_k below b , after Γ , when $\tau \geq \Gamma$
$\{\eta_k\}$	Slowly changing sequence	$\tilde{\Lambda}^x$	Starting at $x \geq b$, first time $Z_k > a$, or crosses b from below, or is stopped by occurrence of change
$R(x), \bar{r}$	Asymptotic distribution and mean of overshoot when $\sum_{i=1}^k Y_i$ crosses a large threshold	δ^x	The fraction of time Z_k is above b , when stopped by $\tilde{\Lambda}^x$
$t(x, y)$	Time for Z_k to reach y starting at x using (9)	$\tilde{\nu}_b (\hat{\nu}_b)$	Starting at b , time for Z_k to reach a , when Z_k is reflected at b (reset to b when it crosses b from below)
$\nu(x, y)$	Time for Z_k to reach y starting at x using (8) also, time for Shiryaev algorithm to reach y starting at x		
ν_b, ν_0	$\nu(b, a)$ and $\nu(-\infty, a)$		

By defining $Y_k = \log L(X_k) + |\log(1-\rho)|$ and expanding the above recursion, we can write an expression for Z_n :

$$\begin{aligned} Z_n &= \sum_{k=1}^n Y_k + \log(e^{Z_0} + \rho) + \sum_{k=1}^{n-1} \log(1 + e^{-Z_k} \rho) - \sum_{k=1}^n \mathbb{I}_{\{Z_k < b\}} \log L(X_k) \\ &= \sum_{k=1}^n Y_k + \eta_n. \end{aligned} \quad (10)$$

Here η_n is used to represent all terms other than the first in the equation above:

$$\eta_n = \log(e^{Z_0} + \rho) + \sum_{k=1}^{n-1} \log(1 + e^{-Z_k} \rho) - \sum_{k=1}^n \mathbb{I}_{\{Z_k < b\}} \log L(X_k). \quad (11)$$

As defined in [18], η_n is a *slowly changing* sequence if

$$n^{-1} \max\{|\eta_1|, \dots, |\eta_n|\} \xrightarrow[i.p.]{n \rightarrow \infty} 0, \quad (12)$$

and for every $\epsilon > 0$, there exists n^* and $\delta > 0$ such that for all $n \geq n^*$

$$\mathbb{P}\left\{ \max_{1 \leq k \leq n\delta} |\eta_{n+k} - \eta_n| > \epsilon \right\} < \epsilon. \quad (13)$$

If indeed $\{\eta_n\}$ is a slowly changing sequence, then the distribution of $Z_\tau - a$, as $a \rightarrow \infty$, is equal to the asymptotic distribution of the overshoot when the random walk $\sum_{k=1}^n Y_k$ crosses a large positive boundary. We have the following result.

Theorem 1. Let $R(x)$ be the asymptotic distribution of the overshoot when the random walk $\sum_{k=1}^n Y_k$ crosses a large positive boundary under P_1 . Then for fixed ρ and b , under P_1 , we have the following:

- 1) $\{\eta_n\}$ is a slowly changing sequence.
- 2) $R(x)$ is the distribution of $Z_\tau - a$ as $a \rightarrow \infty$, i.e.,

$$\lim_{a \rightarrow \infty} P[Z_\tau - a \leq x | \tau \geq \Gamma] = R(x). \quad (14)$$

Proof: When $b = -\infty$, Z_k evolves as in the classical Shiryaev algorithm statistic, and it is easy to see that in this case:

$$\begin{aligned} \eta_n &= \left[\log(e^{Z_0} + \rho) + \sum_{k=1}^{n-1} \log(1 + e^{-Z_k} \rho) \right] \\ &= \log \left[e^{Z_0} + \sum_{k=0}^{n-1} \rho(1 - \rho)^k \prod_{i=1}^k \frac{f_0(X_i)}{f_1(X_i)} \right]. \end{aligned}$$

It was shown in [20] that this $\{\eta_n\}$ sequence (for $b = -\infty$), with $Z_0 = -\infty$, is a slowly changing sequence. It is easy to show that $\{\eta_n\}$ is a slowly changing sequence even if Z_0 is a random variable. Also, if L_Z is the last time Z_k crosses b from below, then note that, after L_Z , the last term $\sum_{k=1}^n \mathbb{I}_{\{Z_k < b\}} \log L(X_k)$ in (11) vanishes, and η_n in (11) behaves like the η_n for $b = -\infty$. We prove the theorem using these observations. The detailed proof is given in the appendix to this section. ■

B. PFA Analysis

We first obtain an expression for PFA as a function of the overshoot when Z_k crosses a .

Lemma 1. For fixed ρ and b ,

$$\text{PFA} = E[1 - p_\tau] = e^{-a} E[e^{-(Z_\tau - a)} | \tau \geq \Gamma] (1 + o(1)) \quad \text{as } a \rightarrow \infty.$$

Proof: See the appendix for the proof. ■

From Lemma 1, it is evident that PFA depends on the overshoot when Z_k crosses a as $a \rightarrow \infty$. Since the overshoot has an asymptotic distribution (Theorem 1) that depends only on densities f_0 , f_1 and prior ρ , and is independent of b , it is natural to expect that as $a \rightarrow \infty$, PFA is completely characterized by the asymptotic distribution $R(x)$ and is not a function of the threshold b . This is indeed true and is established in the following theorem.

Theorem 2. For a fixed b and ρ ,

$$\text{PFA}(\gamma(a, b)) = \left(e^{-a} \int_0^\infty e^{-x} dR(x) \right) (1 + o(1)) \text{ as } a \rightarrow \infty. \quad (15)$$

Proof: The proof is provided in the appendix. ■

C. Delay Analysis

The PFA for $\gamma(a, b)$ have the following bound:

$$\text{PFA} = \mathbb{E}[1 - p_\tau] \leq 1 - A = \frac{1}{1 + e^a} \leq e^{-a}. \quad (16)$$

Using this upper bound we can show that the ADD of $\gamma(a, b)$ is given by:

$$\begin{aligned} \text{ADD} &= \mathbb{E}[(\tau - \Gamma)^+] \\ &= \mathbb{E}[\tau - \Gamma | \tau \geq \Gamma] (1 + o(1)) \text{ as } a \rightarrow \infty. \end{aligned} \quad (17)$$

In the following we provide two different expressions for $\mathbb{E}[\tau - \Gamma | \tau \geq \Gamma]$. The first one is obtained by keeping b fixed and taking $\rho \rightarrow 0$. This expression will be used to get accurate delay estimates for $\gamma(a, b)$ in Section IV

Next, we will provide another asymptotic expression for $\mathbb{E}[\tau - \Gamma | \tau \geq \Gamma]$ for a fixed b, ρ and as $a \rightarrow \infty$. We show that in this limit, $\mathbb{E}[\tau - \Gamma | \tau \geq \Gamma]$ converges to the Shiryayev delay. This fact will be used to prove the asymptotic optimality of $\gamma(a, b)$ in Section V.

It was discussed in reference to Fig. 3 that each time Z_k crosses b from below, it faces two alternatives, to cross a without ever coming back to b or to go below b and cross it again from below. It was mentioned that the passage to the threshold a is through multiple such cycles. Motivated by this we define the following stopping times λ and Λ :

$$\lambda \triangleq \inf\{k \geq 1 : Z_k \notin [b, a], Z_0 = b\}, \quad (18)$$

and

$$\Lambda \triangleq \inf\{k \geq 1 : Z_k > a \text{ or } \exists k \text{ s.t. } Z_{k-1} < b \text{ and } Z_k \geq b, Z_0 = b\}. \quad (19)$$

Let $t(x, y)$ be the constant time taken by Z_k to move from $Z_0 = x$ to y using the recursion (9), i.e.

$$t(x, y) \triangleq \inf\{k \geq 0 : Z_k > y, Z_0 = x, x, y \notin [b, a]\}. \quad (20)$$

Then, we can write Λ as a function of λ using (20):

$$\Lambda = (\lambda + t(Z_\lambda, b))\mathbb{I}_{\{Z_\lambda < b\}} + \lambda\mathbb{I}_{\{Z_\lambda > a\}} = \lambda + t(Z_\lambda, b)\mathbb{I}_{\{Z_\lambda < b\}}.$$

The significance of these stopping times is as follows. If we start the process at $Z_0 = b$ and *reset* Z_k to b each time it crosses b from below, then the time taken by Z_k to move from b to a is the sum of a finite but random number of random variables with distribution of Λ , say $\Lambda_1, \Lambda_2, \dots, \Lambda_N$. For $i = 1, \dots, N - 1$, $Z_{\Lambda_i} < b$, and $Z_{\Lambda_N} > a$. Thus the time to reach a in this case is $E_1 \left[\sum_{k=1}^N \Lambda_k \right]$. Let

$$\text{ADD}^s \triangleq E_1 \left[\sum_{k=1}^N \Lambda_k \right].$$

The behavior of the delay path depends on Z_Γ , the value of Z_k at the change point Γ , and how Z_k evolves after that point. We use $\{Z_k \nearrow b\}$ to indicate that Z_k approaches b from below for some $k > \Gamma$, i.e. $\exists k > \Gamma$, s.t., $Z_{k-1} < b, Z_k \geq b$. and use $\{Z_k \nearrow a\}$ to represent the event that Z_k crossed a without ever coming back to b , i.e., $Z_k \geq b, \forall k > \Gamma$. We define the following three disjoint events:

$$\mathcal{A} = \{Z_\Gamma < b\},$$

$$\mathcal{B} = \{Z_\Gamma \geq b; Z_k \nearrow b\},$$

$$\mathcal{C} = \{Z_\Gamma \geq b; Z_k \nearrow a\}.$$

Thus, under the event \mathcal{A} , the process Z_k starts below b at Γ , and reaches a after multiple up-crossings of the threshold b . Under the event \mathcal{B} , the process Z_k starts above b at Γ , and crosses b before a . It then has multiple up-crossings of b , similar to the case of event \mathcal{A} . Under event \mathcal{C} , the process Z_k starts above b at Γ , and reaches a without ever coming below b .

Also define,

$$\lambda(x) = \inf\{k \geq 1 : Z_k \notin [b, a), Z_0 = x, b \leq x < a\}, \quad (21)$$

and let $\Lambda(x)$ be defined with $Z_0 = x$ similar to (19). Thus, λ and $\lambda(b)$ have the same distribution. Similarly, Λ and $\Lambda(b)$ are identically distributed.

The following theorem gives an asymptotic expression for the conditional delay.

Theorem 3. *For a fixed values of the thresholds a, b , the conditional delay is given by*

$$\begin{aligned} E[\tau - \Gamma | \tau \geq \Gamma] &= \left[\text{ADD}^s P(\mathcal{A} \cup \mathcal{B} | \tau \geq \Gamma) \right. \\ &+ E[\Lambda(Z_\Gamma) | \mathcal{C}, \tau \geq \Gamma] P(\mathcal{C} | \tau \geq \Gamma) \\ &+ E[t(Z_\Gamma, b) | \mathcal{A}, \tau \geq \Gamma] P(\mathcal{A} | \tau \geq \Gamma) \\ &\left. + E[\Lambda(Z_\Gamma) | \mathcal{B}, \tau \geq \Gamma] P(\mathcal{B} | \tau \geq \Gamma) \right] (1 + o(1)) \text{ as } \rho \rightarrow 0. \end{aligned} \quad (22)$$

Proof: The proof is provided in the appendix. ■

In Section IV we will provide approximations for various terms in (22) to get an accurate estimate of ADD. In Lemma 2 we provide expressions for ADD^s .

Let Ψ represent the Shiryaev recursion, i.e., updating Z_k using only (8). Define

$$\nu(x, y) = \inf \{k \geq 1 : \Psi(Z_{k-1}) > y, Z_0 = x\}. \quad (23)$$

Thus, $\nu(x, y)$ is the time for the Shiryaev algorithm to reach y starting at x . Also, define the stopping times:

$$\nu_b = \nu(b, a), \quad (24)$$

and

$$\nu_0 = \nu(-\infty, a). \quad (25)$$

Note that, ν_0 is the stopping time for the classical Shiryaev algorithm [1] and ν_b is its modified form which starts at b . We have the following asymptotic expression.

Lemma 2. *For a fixed b and ρ , ADD^s , the average time for Z_k to cross a starting at b , under P_1 , with Z_k reset to b each time it crosses b from below, is given by*

$$\text{ADD}^s = \frac{E_1[\lambda] + E_1[t(Z_\lambda, b)|\{Z_\lambda < b\}]P_1(Z_\lambda < b)}{P_1(Z_\lambda > a)}, \quad (26)$$

and is asymptotically equal to the time taken by the Shiryaev algorithm to move from b to a , i.e.,

$$\text{ADD}^s = E_1[\nu_b](1 + o(1)) \text{ as } a \rightarrow \infty. \quad (27)$$

Proof: We have

$$\begin{aligned} \text{ADD}^s &= E_1 \left[\sum_{k=1}^N \Lambda_k \right] \\ &\stackrel{(i)}{=} E_1[N]E_1[\Lambda] \\ &\stackrel{(ii)}{=} \frac{E_1[\Lambda]}{P_1(Z_\lambda > a)} \\ &= \frac{E_1[\lambda] + E_1[t(Z_\lambda, b)|\{Z_\lambda < b\}]P_1(Z_\lambda < b)}{P_1(Z_\lambda > a)}. \end{aligned}$$

In the above equation, equality (i) follows from Wald's lemma [18], and equality (ii) follows because $N \sim \text{Geom}(P(Z_\lambda > a))$. To obtain (27), the main idea of the proof is to find stopping times which upper and lower bound the Shiryaev time on average and have delay equal to $\frac{E_1[\lambda]}{P_1(Z_\lambda > a)}$ as $a \rightarrow \infty$. The details are provided in the appendix. ■

Note that Theorem 3 takes $\rho \rightarrow 0$. We now provide another expression for $E[\tau - \Gamma | \tau \geq \Gamma]$, for a fixed b and ρ as $a \rightarrow \infty$, which will be used to prove the asymptotic optimality of $\gamma(a, b)$ in Section V.

Theorem 4. *For a fixed b and ρ , we have as $a \rightarrow \infty$*

$$E[\tau - \Gamma | \tau \geq \Gamma] \leq \text{ADD}^s (1 + o(1)), \quad (28)$$

and hence, we have

$$E[\tau - \Gamma | \tau \geq \Gamma] = \left[\frac{a}{D(f_1, f_0) + |\log(1 - \rho)|} \right] (1 + o(1)) \text{ as } a \rightarrow \infty, \quad (29)$$

where, $D(f_1, f_0)$ is the K-L divergence between f_0 and f_1 .

Proof: To get (28), we show that ADD^s is the dominant term in an upper bound to $E[\tau - \Gamma | \tau \geq \Gamma]$ as $a \rightarrow \infty$. The steps followed are very similar to those used to obtain (22). The proof is given in the appendix.

To obtain (29), from Lemma 2 and (28) we have,

$$E[\tau - \Gamma | \tau \geq \Gamma] \leq E_1[\nu_b](1 + o(1)) \text{ as } a \rightarrow \infty.$$

To evaluate $E_1[\nu_b]$, following steps similar to those in Section III-A, it is easy to show that evolution of Z_k from b to a , with $Z_0 = b$, is according to the random walk $\sum_k \log L(X_k) + |\log(1 - \rho)|$ and a slowly changing term. Thus, according to Lemma 9.1.3, pg 191 of [18],

$$E_1[\nu_b] = \left[\frac{a}{D(f_1, f_0) + |\log(1 - \rho)|} \right] (1 + o(1)) \text{ as } a \rightarrow \infty,$$

and

$$E[\tau - \Gamma | \tau \geq \Gamma] \leq \left[\frac{a}{D(f_1, f_0) + |\log(1 - \rho)|} \right] (1 + o(1)) \text{ as } a \rightarrow \infty.$$

To complete the proof of Theorem 4, we now show that $E[\tau - \Gamma | \tau \geq \Gamma]$ is asymptotically lower bounded by $E_1[\nu_b]$. From Theorem 1 in [20],

$$E[\nu_0 - \Gamma | \nu_0 \geq \Gamma] \geq \frac{a}{D(f_1, f_0) + |\log(1 - \rho)|} (1 + o(1)) \text{ as } a \rightarrow \infty.$$

Also, from Theorem 2,

$$P[\tau < \Gamma] = P[\nu_0 < \Gamma](1 + o(1)) \text{ as } a \rightarrow \infty.$$

Thus, we have

$$E[\tau - \Gamma | \tau \geq \Gamma] \geq E[\nu_0 - \Gamma | \nu_0 \geq \Gamma](1 + o(1)) \text{ as } a \rightarrow \infty.$$

This is true because Shiryaev algorithm is optimal for problem (1) with $\beta = \infty$. This completes the proof. ■

D. Computation of ANO

First note that,

$$\begin{aligned}
\text{ANO} &= \mathbb{E} \left[\sum_{k=1}^{\min\{\tau, \Gamma-1\}} S_k \right] \\
&= \mathbb{E} \left[\sum_{k=1}^{\Gamma-1} S_k \middle| \tau \geq \Gamma \right] \mathbb{P}(\tau \geq \Gamma) + \mathbb{E} \left[\sum_{k=1}^{\tau} S_k \middle| \tau < \Gamma \right] \mathbb{P}(\tau < \Gamma) \\
&= \mathbb{E} \left[\sum_{k=1}^{\Gamma-1} S_k \middle| \tau \geq \Gamma \right] (1 + o(1)) \quad \text{as } a \rightarrow \infty.
\end{aligned}$$

The last equality follows because $\sum_{k=1}^{\tau} S_k \leq \Gamma$ on $\{\tau < \Gamma\}$, and $\mathbb{P}(\tau < \Gamma) < e^{-a} \rightarrow 0$ as $a \rightarrow \infty$.

Following (18), we define

$$\hat{\lambda} = \inf\{k \geq 1 : Z_k < b, Z_0 = b, a = \infty\}. \quad (30)$$

The theorem below an gives asymptotic expression for ANO.

Theorem 5. For fixed b , we have as $a \rightarrow \infty$, and as $\rho \rightarrow 0$,

$$\text{ANO} = \frac{\mathbb{E}_{\infty}[\hat{\lambda}]}{\mathbb{P}_{\infty}[\Gamma \leq \hat{\lambda} + t(Z_{\hat{\lambda}}, b)]} \frac{1}{1 + e^b} (1 + o(1)),$$

where, $\hat{\lambda}$ is as defined in (30).

Proof: Let $t(b)$ be the first time Z_k crossed b from below, i.e., $t(b) = t(z_0, b)$. Using the fact that observations are used only after $t(b)$, we can write the following:

$$\begin{aligned}
\text{ANO} &= \mathbb{E} \left[\sum_{k=1}^{\Gamma-1} S_k \middle| \tau \geq \Gamma \right] \\
&= \mathbb{E} \left[\sum_{k=t(b)}^{\Gamma-1} S_k \middle| \Gamma > t(b), \tau \geq \Gamma \right] \mathbb{P}(\Gamma > t(b) | \tau \geq \Gamma).
\end{aligned} \quad (31)$$

We now compute each of the two terms in (31). For the first term in (31), we have the following lemma.

Lemma 3. For a fixed b , as $a \rightarrow \infty$, $\rho \rightarrow 0$,

$$\mathbb{E} \left[\sum_{k=t(b)}^{\Gamma-1} S_k \middle| \Gamma > t(b), \tau \geq \Gamma \right] = \frac{\mathbb{E}_{\infty}[\hat{\lambda}]}{\mathbb{P}_{\infty}[\Gamma \leq \hat{\lambda} + t(Z_{\hat{\lambda}}, b)]} (1 + o(1)).$$

Proof: Note that

$$\lim_{a \rightarrow \infty} \mathbb{E} \left[\sum_{k=t(b)}^{\Gamma-1} S_k \middle| \Gamma > t(b), \tau \geq \Gamma \right] = \mathbb{E} \left[\sum_{k=t(b)}^{\Gamma-1} S_k \middle| \Gamma > t(b), a = \infty \right].$$

To compute the right hand side of the above equation, note that conditioned on $\{\Gamma > t(b)\}$, $\sum_{k=t(b)}^{\Gamma-1} S_k$ is approximately the number of observations used when the process Z_k starts at $Z_0 = b$, goes through multiple cycles below b , with each cycle length having distribution of $\hat{\lambda}$, and the sequence of cycles is interrupted by occurrence of change. See the appendix for the detailed proof. ■

For the second term in (31), we show that $P(\Gamma > t(b)|\tau \geq \Gamma)$ is equal to $\frac{1}{1+e^b}$ in the limit and is independent of z_0 .

Lemma 4.

$$P(\Gamma > t(b)|\tau \geq \Gamma) = \frac{1}{1+e^b} + o(1) \quad \text{as } a \rightarrow \infty, \rho \rightarrow 0.$$

Proof: The proof is provided in the appendix. ■

The Lemmas 3 and 4 taken together completes the proof of Theorem 5. ■

Define,

$$\text{ANO}_1 = \text{E} \left[\sum_{k=\Gamma}^{\tau} S_k \middle| \tau \geq \Gamma \right].$$

Thus, ANO_1 is the average number of observations used after the change point Γ . In some applications it might be of interest to have an estimate of ANO_1 as well. The following theorem shows that ANO_1 is approximately equal to the delay itself.

Theorem 6. *For fixed b and ρ , we have*

$$\text{ANO}_1 = \text{E}_1[\nu_b](1 + o(1)), \quad \text{as } a \rightarrow \infty.$$

Proof: The number of observations used after Γ can be written as the difference between the time for Z_k to reach a and the time spend by it below b . For this we define the variable

$$T_b \triangleq \text{E} \left[\sum_{k=\Gamma}^{\tau} 1_{\{Z_k < b\}} \middle| \tau \geq \Gamma \right].$$

Thus

$$\text{ANO}_1 = \text{E}[\tau - \Gamma | \tau \geq \Gamma] - T_b + 1.$$

We know from Theorem 4 that $\text{E}[\tau - \Gamma | \tau \geq \Gamma] \approx \text{E}_1[\nu_b]$. As $a \rightarrow \infty$, T_b converges, and therefore $\text{ANO}_1 \approx \text{E}_1[\nu_b]$ for large a as well. The detailed proof is given in the appendix. ■

IV. APPROXIMATIONS AND NUMERICAL RESULTS

In Sections III-B-III-D, we have obtained asymptotic expressions for ADD, PFA, and ANO as a function of the system parameters: the thresholds a , b , the densities f_0 and f_1 , and the prior ρ . We

now provide approximations for some of the analytical expressions obtained in these sections, and also provide numerical results to validate the analysis. The observations are assumed to be Gaussian with $f_0 \sim \mathcal{N}(0, 1)$, and $f_1 \sim \mathcal{N}(\theta, 1)$, $\theta > 0$, for the simulations and analysis. In the simulations, the PFA values are computed using the expression $E[1 - p_\tau]$. This guarantees a faster convergence for small values of PFA.

A. Numerical results for PFA

By Theorem 2, we have the following approximation for PFA:

$$\text{PFA} \approx e^{-a} \int_0^\infty e^{-x} dR(x).$$

We note that $\int_0^\infty e^{-x} dR(x)$ and \bar{r} can be computed numerically, at least for Gaussian observations [18].

In this section we provide numerical results to show the accuracy of the above expression for PFA.

In Table II we compare the analytical approximation with the PFA obtained using simulations of $\gamma(a, b)$ for various choices of ρ , thresholds a, b , and post change mean θ . From the table we see that the analytical approximation is quite good.

TABLE II: PFA: for $f_0 \sim \mathcal{N}(0, 1)$, $f_1 \sim \mathcal{N}(\theta, 1)$

θ	ρ	a	b	PFA Simulations	PFA Analysis
0.4	0.01	3.0	0	3.78×10^{-2}	3.94×10^{-2}
0.4	0.01	6.0	2.0	1.955×10^{-3}	1.96×10^{-3}
0.75	0.01	9.0	-2.0	7.968×10^{-5}	7.964×10^{-5}
2.0	0.01	5.0	-4.0	2.15×10^{-3}	2.155×10^{-3}
0.75	0.005	7.6	3.0	3.231×10^{-4}	3.235×10^{-4}
0.75	0.1	4.0	-3.0	1.143×10^{-2}	1.157×10^{-2}

In Table III, we show that PFA is not a function of b for large values of a . We fix $a = 4.6$, and increase b from -2.2 to 0.85. We notice that PFA is unchanged in simulations when b is changed this way. This is also captured by the analysis and it is quite accurate.

B. Approximations and numerical results for ANO and ANO₁

We recall the expressions for ANO from Theorem 5 and for ANO₁ from Theorem 6:

$$\begin{aligned} \text{ANO} &\approx \frac{E_\infty[\hat{\lambda}]}{P_\infty[\Gamma \leq \hat{\lambda} + t(Z_{\hat{\lambda}}, b)]} \frac{1}{1 + e^b} \\ \text{ANO}_1 &= E_1[\nu_b]. \end{aligned}$$

TABLE III: PFA for $\rho = 0.01$, $f_0 \sim \mathcal{N}(0, 1)$, $f_1 \sim \mathcal{N}(0.75, 1)$

a	b	Simulations	Analysis
4.6	-2.2	6.44×10^{-3}	6.48×10^{-3}
4.6	-1.5	6.44×10^{-3}	6.48×10^{-3}
4.6	-0.85	6.44×10^{-3}	6.48×10^{-3}
4.6	0	6.44×10^{-3}	6.48×10^{-3}
4.6	0.85	6.44×10^{-3}	6.48×10^{-3}

We first simplify the expression for ANO. Note that

$$\begin{aligned} \mathbb{P}_\infty[\Gamma \leq \hat{\lambda} + t(Z_{\hat{\lambda}}, b)] &= 1 - \mathbb{P}_\infty[\Gamma > \hat{\lambda} + t(Z_{\hat{\lambda}}, b)] \\ &= 1 - \mathbb{E}_\infty[(1 - \rho)^{\hat{\lambda} + t(Z_{\hat{\lambda}}, b)}]. \end{aligned}$$

Thus, using Binomial approximation we get

$$\mathbb{P}_\infty[\Gamma \leq \hat{\lambda} + t(Z_{\hat{\lambda}}, b)] \approx \rho \left(\mathbb{E}_\infty[\hat{\lambda}] + \mathbb{E}_\infty[t(Z_{\hat{\lambda}}, b)] \right).$$

Thus, we have

$$\text{ANO} \approx \frac{\rho^{-1} \mathbb{E}_\infty[\hat{\lambda}]}{\mathbb{E}_\infty[\hat{\lambda}] + \mathbb{E}_\infty[t(Z_{\hat{\lambda}}, b)]} \frac{1}{1 + e^b}. \quad (32)$$

We now provide approximation to compute $\mathbb{E}_\infty[\hat{\lambda}]$ and $\mathbb{E}_\infty[t(Z_{\hat{\lambda}}, b)]$ in (32). Invoking Wald's lemma [18], we write $\mathbb{E}_\infty[\hat{\lambda}]$ as,

$$\mathbb{E}_\infty[\hat{\lambda}] = \frac{\mathbb{E}_\infty[Z_{\hat{\lambda}}] - \mathbb{E}_\infty[\eta_{\hat{\lambda}}]}{-D(f_1, f_0) + |\log(1 - \rho)|}.$$

We have developed the following approximation for $\mathbb{E}_\infty[\hat{\lambda}]$:

$$\mathbb{E}_\infty[\hat{\lambda}] \approx \frac{\bar{r} + \log(1 + \rho e^{-b})}{D(f_1, f_0) - |\log(1 - \rho)|}. \quad (33)$$

Here, $\log(1 + \rho e^{-b})$ is an approximation to $\mathbb{E}_\infty[\eta_{\hat{\lambda}}]$ by ignoring all the random terms after b is factored out of it. This extra b will cancel with the b in $\mathbb{E}_\infty[Z_{\hat{\lambda}}] = b + \mathbb{E}_\infty[Z_{\hat{\lambda}} - b]$. We approximate $\mathbb{E}_\infty[b - Z_{\hat{\lambda}}]$ by \bar{r} , the mean overshoot of the random walk $\sum_{i=1}^k Y_k$, with mean $D(f_1, f_0) - |\log(1 - \rho)|$, when it crosses a large boundary (see (10)).

For the term $\mathbb{E}_\infty[t(Z_{\hat{\lambda}}, b)]$, we have the following lemma.

Lemma 5. *For fixed values of x and y , we have*

$$t(x, y) = \left(\frac{\log(1 + e^y) - \log(1 + e^x)}{|\log(1 - \rho)|} \right) (1 + o(1)) \text{ as } \rho \rightarrow 0. \quad (34)$$

Proof: The proof is provided in the appendix. ■

We use (34) to get the following approximation:

$$\mathbb{E}_\infty[t(Z_{\hat{\lambda}}, b)] \approx \int_0^\infty \frac{\log(1 + e^b) - \log(1 + e^{b-x})}{|\log(1 - \rho)|} dR(x). \quad (35)$$

Thus, we approximate the distribution of $(b - Z_{\hat{\lambda}})$ by $R(x)$.

Based on the second order approximation for $\mathbb{E}_1[\nu_0]$ developed in [20], we have obtained the following approximation for $\mathbb{E}_1[\nu_b]$:

$$\mathbb{E}_1[\nu_b] = \frac{a - \mathbb{E}[\eta(b)] + \bar{r}}{D(f_1, f_0) + |\log(1 - \rho)|} + o(1) \text{ as } a \rightarrow \infty, \quad (36)$$

where, $\eta(b)$ is the a.s. limit of the slowly changing sequence η_n with $Z_0 = b$ under f_1 , (see (11))and

$$\bar{r} = \int_0^\infty x dR(x), \quad (37)$$

with $R(x)$ as in Theorem 1.

In Table IV we demonstrate the accuracy of approximations for ANO and ANO₁, for various values of ρ , thresholds a, b , and post change mean θ . The table shows that the approximations are quite accurate for the parameters chosen.

TABLE IV: $f_0 \sim \mathcal{N}(0, 1)$, $f_1 \sim \mathcal{N}(\theta, 1)$

θ	ρ	a	b	ANO		ANO ₁	
				Simulations	Analysis	Simulations	Analysis
0.4	0.01	8.5	-2.2	66.3	62.88	102.9	111.7
0.75	0.01	6.467	-2.2	34.92	34.24	27.86	29.46
2.0	0.01	7.5	-4.0	42.94	46.4	6.08	6.23
0.75	0.005	8.7	-3.0	77.18	75.09	38.73	40.38
0.75	0.1	8.5	0.0	2.64	3.2	21.17	22.18

C. Approximations and numerical results for ADD

Theorem 4 gave a first order approximation for $\mathbb{E}[\tau - \Gamma | \tau \geq \Gamma]$:

$$\mathbb{E}[\tau - \Gamma | \tau \geq \Gamma] \approx \left[\frac{a}{D(f_1, f_0) + |\log(1 - \rho)|} \right].$$

Note that, from [20], this is also the first order approximation for the ADD of the Shiryayev algorithm, and gives a good estimate of the delay when PFA is small. For the Shiryayev delay, a second order approximation was developed in [20] (also see (36)):

$$\mathbb{E}_1[\nu_0] = \left[\frac{a - \mathbb{E}[\eta(-\infty)] + \bar{r}}{D(f_1, f_0) + |\log(1 - \rho)|} \right] + o(1) \text{ as } a \rightarrow \infty.$$

So, instead of using $\frac{a}{D(f_1, f_0) + |\log(1-\rho)|}$, we propose to use the following:

$$E[\tau - \Gamma | \tau \geq \Gamma] \approx \left[\frac{a - E[\eta(-\infty)] + \bar{r}}{D(f_1, f_0) + |\log(1-\rho)|} \right]. \quad (38)$$

For the Shiryaev algorithm, (38) provides a very good estimate of the delay even for moderate values of PFA. In case of $\gamma(a, b)$, the accuracy of (38) depends on the choice of b and hence on the constraint β , as having $b > -\infty$ increases the delay. Before we demonstrate this through numerical and simulation results we introduce the following concept:

$$\text{ANO}\% = \text{ANO expressed as a percentage of } E[\Gamma]. \quad (39)$$

For example, if $\rho = 0.05$, and for some choice of system parameters $\text{ANO} = 15$, then $\text{ANO}\% = 15 * 0.05 = 75\%$. Thus, the concept of ANO% captures the reduction in the average number of observations used before change by employing $\gamma(a, b)$.

In Table V we provide various numerical examples where (38) is a good approximation for $E[\tau - \Gamma | \tau \geq \Gamma]$. Since, (38) is a good approximation for the Shiryaev delay as well, it follows that, for these parameter values, the delay of $\gamma(a, b)$ is approximately equal to the Shiryaev delay. It might be intuitive that if we are aiming for large ANO% values of say 90%, then the delay will be close to the Shiryaev delay. But values in Table V shows that it is possible to achieve considerably smaller values of ANO% without significantly affecting the delay.

TABLE V: $f_0 \sim \mathcal{N}(0, 1)$, $f_1 \sim \mathcal{N}(\theta, 1)$

θ	ρ	a	b	ADD		PFA		ANO%
				Simulations $E[\tau - \Gamma \tau \geq \Gamma]$	Analysis (38)	Simulations	Analysis	
0.4	0.01	8.5	-2.2	104.9	111.7	1.608×10^{-4}	1.608×10^{-4}	66%
0.75	0.01	6.467	-2.2	32.3	29.5	1.002×10^{-3}	1.004×10^{-3}	35%
2.0	0.01	7.5	-4.0	6.1	6.23	1.77×10^{-4}	1.768×10^{-4}	43%
0.75	0.005	8.7	-3.0	42.6	40.4	1.076×10^{-4}	1.076×10^{-4}	77%
0.75	0.1	8.5	0.0	23.9	22.18	1.286×10^{-4}	1.285×10^{-4}	26%

However, if the ANO% value is small, then this means that the value of b is large, and further that the delay is large. In this case, it might happen that (38) is a good approximation only for values of PFA which are very small. This is demonstrated in Table VI. It is clear from the table that, for the parameter values considered, estimating the delay with less than 10% error is only possible at PFA values of the order of $\text{PFA} \approx 10^{-22}$.

TABLE VI: $\rho = 0.05$, $f_0 \sim \mathcal{N}(0, 1)$, $f_1 \sim \mathcal{N}(0.75, 1)$

a	b	Simulations $E[\tau - \Gamma \tau \geq \Gamma]$	Analysis (38)	ANO%	PFA
5.0	1.0	30	13	7.5%	4.3×10^{-3}
9.0	1.0	42	25	7.5%	7.9×10^{-5}
13.0	1.0	54	37	7.5%	1.4×10^{-6}
18.0	1.0	69	52	7.5%	9.7×10^{-9}
50.0	1.0	165	149	7.5%	1.23×10^{-22}

This motivates the need for a more accurate estimate of the delay. This is provided below.

From Theorem 3, recall that we had the following three events:

$$\mathcal{A} = \{Z_\Gamma < b\},$$

$$\mathcal{B} = \{Z_\Gamma \geq b; Z_k \nearrow b\},$$

$$\mathcal{C} = \{Z_\Gamma \geq b; Z_k \nearrow a\}.$$

As a first step towards the approximations, we ignore the event \mathcal{B} : $P(\mathcal{B}) \approx 0$. That is, we assume that if $Z_\Gamma > b$, then Z_k climbs to a . Define,

$$P_b = P(Z_\Gamma \geq b | \tau \geq \Gamma).$$

Then (22),

$$E[\tau - \Gamma | \tau \geq \Gamma] \approx P_b E[\lambda(Z_\Gamma) | \mathcal{C}, \tau \geq \Gamma] + (1 - P_b)(E[t(Z_\Gamma, b) | \mathcal{A}, \tau \geq \Gamma] + \text{ADD}^s). \quad (40)$$

From Lemma 2, it is easy to show the following:

$$\text{ADD}^s = E_1[\lambda | \{Z_\lambda > a\}] + (E_1[\lambda | \{Z_\lambda < b\}] + E_1[t(Z_\lambda, b) | \{Z_\lambda < b\}]) \frac{P_1(Z_\lambda < b)}{1 - P_1(Z_\lambda < b)}.$$

We now use the following approximations:

$$\begin{aligned} E_1[\lambda | \{Z_\lambda > a\}] &\approx E[\lambda(Z_\Gamma) | \mathcal{C}, \tau \geq \Gamma] \approx \frac{a - E[\eta(-\infty)] + \bar{r}}{D(f_1, f_0) + |\log(1 - \rho)|}, \\ E_1[\lambda | \{Z_\lambda < b\}] &\approx \frac{\bar{r} + \log(1 + \rho e^{-b})}{D(f_1, f_0) - |\log(1 - \rho)|}, \\ E_1[t(Z_\lambda, b) | \{Z_\lambda < b\}] &\approx t(b - \bar{r}, b) \approx \frac{\log(1 + e^b) - \log(1 + e^{b - \bar{r}})}{|\log(1 - \rho)|}. \end{aligned}$$

To compute (40), we also need approximations for $P_1(Z_\lambda < b)$, P_b and $E[t(Z_\Gamma, b)|\mathcal{A}]$. Those are provided below. Setting $a = \infty$ we have, by Wald's likelihood identity, Proposition 2.24, Pg 13, [18],

$$P_1(Z_\lambda < b) = E_\infty \left[\frac{f_1(X_1) \cdots f_1(X_\lambda)}{f_0(X_1) \cdots f_0(X_\lambda)} \right].$$

Under P_∞ , λ a.s. ends in b , and with high probability it takes very small values. Hence, this expressions can be computed using Monte Carlo simulations. Further,

$$\begin{aligned} P_b &= P(\Gamma > t(-\infty, b))P(Z_\Gamma > b|\Gamma > t(-\infty, b), \tau \geq \Gamma) \\ &\approx \frac{1}{1 + e^b} \frac{E_\infty[\hat{\lambda}]}{E_\infty[\hat{\lambda}] + E_\infty[t(Z_{\hat{\lambda}}, b)]}. \end{aligned}$$

We already have the approximations for $E_\infty[\hat{\lambda}]$ and $E_\infty[t(Z_{\hat{\lambda}}, b)]$ from Section IV-B. The approximation for $E[t(Z_\Gamma, b)|\mathcal{A}]$ can be obtained as follows (all expectations conditioned on $\{\tau \geq \Gamma\}$):

$$\begin{aligned} (1 - P_b)E[t(Z_\Gamma, b)|\mathcal{A}] &= (1 - P_b)E[t(Z_\Gamma, b)|\{Z_\Gamma < b\}] \\ &= E[t(Z_\Gamma, b)|\{Z_\Gamma < b\} \cap \{\Gamma > t(-\infty, b)\}]P(\{\Gamma > t(-\infty, b)\} \cap \{Z_\Gamma < b\}) \\ &\quad + E[t(Z_\Gamma, b)|\{Z_\Gamma < b\} \cap \{\Gamma \leq t(-\infty, b)\}]P(\{\Gamma \leq t(-\infty, b)\} \cap \{Z_\Gamma < b\}). \end{aligned}$$

This can be computed using

$$P(\{\Gamma > t(-\infty, b)\} \cap \{Z_\Gamma < b\}) \approx \frac{1}{1 + e^b} \frac{E_\infty[t(Z_{\hat{\lambda}}, b)]}{E_\infty[\hat{\lambda}] + E_\infty[t(Z_{\hat{\lambda}}, b)]},$$

and

$$P(\{\Gamma \leq t(-\infty, b)\} \cap \{Z_\Gamma < b\}) = P(\{\Gamma \leq t(-\infty, b)\}) \approx \frac{e^b}{1 + e^b}.$$

To compute conditional expectation of $t(Z_\Gamma, b)$, we need to subtract from $t(x, b)$, the mean of Γ conditioned on $\{\Gamma \leq t(x, b)\}$. Specifically,

$$E[t(Z_\Gamma, b)|\{Z_\Gamma < b\} \cap \{\Gamma > t(-\infty, b)\}] = t(b - \bar{r}, b) - \frac{1}{P(\Gamma \leq t(b - \bar{r}, b))} \sum_{k=1}^{t(b - \bar{r}, b)} k(1 - \rho)^{k-1} \rho,$$

and,

$$E[t(Z_\Gamma, b)|\{Z_\Gamma < b\} \cap \{\Gamma \leq t(-\infty, b)\}] = t(-\infty, b) - \frac{1}{P(\Gamma \leq t(-\infty, b))} \sum_{k=1}^{t(-\infty, b)} k(1 - \rho)^{k-1} \rho.$$

Thus we have obtained approximations for all the terms for the new approximation for $E[\tau - \Gamma|\tau \geq \Gamma]$ in (40).

In Table VII, we now reproduce Table VI with a new column containing delay estimates computed using the new ADD (for $E[\tau - \Gamma|\tau \geq \Gamma]$) approximation (40). The values shows that all estimates are nearly within 10% of the actual value.

In Table VIII, we show the accuracy of the new ADD approximation (40), for various values of the system parameters, by comparing it with simulations and also with (38). We also set PFA around 1×10^{-3} . The table clearly demonstrates that the new ADD approximation predicts the ADD with less than 10% error.

TABLE VII: $\rho = 0.05$, $f_0 \sim \mathcal{N}(0, 1)$, $f_1 \sim \mathcal{N}(0.75, 1)$

a	b	Simulations $E[\tau - \Gamma \tau \geq \Gamma]$	Analysis (38)	New Analysis ADD from (40)	ANO%	PFA
5.0	1.0	30	13	34	7.5%	4.3×10^{-3}
9.0	1.0	42	25	46	7.5%	7.9×10^{-5}
13.0	1.0	54	37	58	7.5%	1.4×10^{-6}
18.0	1.0	69	52	73	7.5%	9.7×10^{-9}
50.0	1.0	165	149	169	7.5%	1.23×10^{-22}

TABLE VIII: $f_0 \sim \mathcal{N}(0, 1)$, $f_1 \sim \mathcal{N}(0.75, 1)$, PFA $\approx 10^{-3}$, ANO=10% of Shiryaev ANO

ρ	a	b	ADD			ANO%
			Simulations	Analysis New (40)	Analysis (38)	
0.01	6.4	2.7	250	260	14.42	0.33%
0.005	6.45	0.6	181	190	22.09	1.5%
0.001	6.47	-2.7	75	80	33.68	7.6%
0.0005	6.47	-3.49	74	79	36.49	8.4%
0.0001	6.47	-5.2	76	80	42.56	9.6%

V. ASYMPTOTIC OPTIMALITY AND PERFORMANCE OF $\gamma(a, b)$

A. Asymptotic Optimality of $\gamma(a, b)$

In Theorem 4 we saw that for a fixed b and ρ ,

$$E[|\tau - \Gamma| \tau \geq \Gamma] = \left[\frac{a}{D(f_1, f_0) + |\log(1 - \rho)|} \right] (1 + o(1)) \text{ as } a \rightarrow \infty.$$

We recall that from [20], this is also the asymptotic delay of the Shiryaev algorithm.

Moreover, from Theorem 2, the PFA for $\gamma(a, b)$ is

$$\text{PFA} = \left(e^{-a} \int_0^\infty e^{-x} dR(x) \right) (1 + o(1)) \text{ as } a \rightarrow \infty.$$

Again from [20], this is the PFA for the Shiryaev algorithm. We thus have the following asymptotic optimality result for $\gamma(a, b)$.

Theorem 7. *With $\gamma = \{\tau, S_1, \dots, S_\tau\}$ define*

$$\Delta(\alpha, \beta) = \{\gamma : \text{PFA}(\gamma) \leq \alpha; \text{ANO}(\gamma) \leq \beta\},$$

then for a fixed β and ρ ,

$$\text{ADD}(\gamma(a(\alpha, \beta), b(\alpha, \beta))) = \left[\inf_{\gamma \in \Delta(\alpha, \beta)} \text{ADD}(\gamma) \right] (1 + o(1)) \text{ as } \alpha \rightarrow 0. \quad (41)$$

Here, for each α, β , $b(\alpha, \beta)$ is the smallest b such that $\text{ANO}(\gamma(a(\alpha, \beta), b(\alpha, \beta))) \leq \beta$ as $a \rightarrow \infty$.

Proof: Fix b such that $\text{ANO}(\gamma(a, b)) \leq \beta$ as $a \rightarrow \infty$. It may happen that the constraint β is not met with equality. Then we choose the smallest b which satisfies the constraint β as $a \rightarrow \infty$. This choice of threshold b is unique for a given β because ANO is not a function of threshold a as $a \rightarrow \infty$.

As $a \rightarrow \infty$, the PFA and ADD both approach the Shiryaev PFA (15) and Shiryaev delay (29), respectively. Thus, as $a \rightarrow \infty$, $\gamma(a, b)$ is optimal over the class of all control policies $\Delta(\alpha, \beta)$ that satisfy the constraints α and β . ■

B. Trade-off curves: Performance of $\gamma(a, b)$ for a fixed and moderate α

Theorem 7 shows that for small values of PFA, $\gamma(a, b)$ is approximately optimal, i.e., it is not possible to outperform $\gamma(a, b)$ by a significant margin. But for moderate values of PFA, it is not clear if there exists algorithms which can significantly outperform $\gamma(a, b)$. Our aim is to partially address this issue in this section.

In Fig. 4 we plot the ANO-ADD trade-off for the two-threshold algorithm. Specifically, we compare the two-threshold algorithm with the classical Shiryaev algorithm and study how much ANO can be reduced without significantly losing in terms of ADD. For Fig. 4 we pick four values of $\rho : 0.05, 0.01, 0.005, 0.001$. For a fixed ρ , we fix $b = -\infty$ and select threshold a such that the $\text{PFA}(\gamma(a, b)) = 10^{-4}$. We then increase the threshold b to have ANO% values of 75%, 50%, 30%, 15%. We note that it was possible to reduce the ANO to 15% of $E[\Gamma]$ by increasing the threshold b this way, without affecting the probability of false alarm. Fig. 4 shows that we can reduce ANO by up to 25% while getting approximately the same ADD performance as that of the Shiryaev algorithm. Moreover, if we allow for a 10% increase in ADD compared to that of the Shiryaev algorithm, then we can reduce ANO by up to 70% (see plot for ANO% =30%).

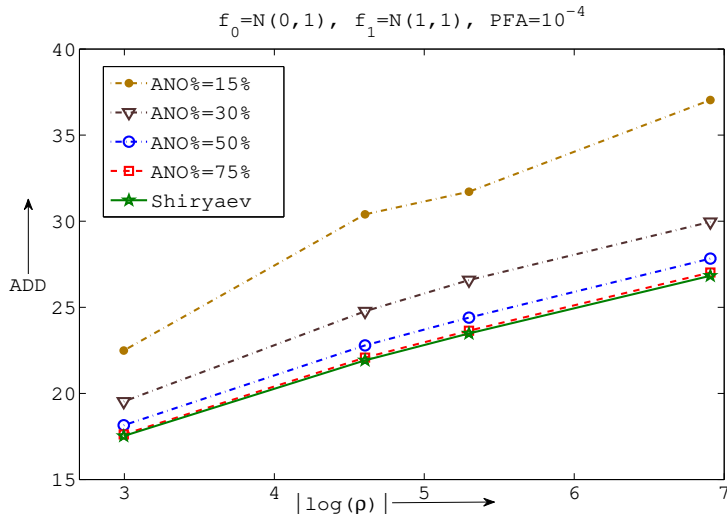


Fig. 4: Trade-off curves comparing performance of two-threshold algorithm with the Shiryaev algorithm for ANO% of 75, 50, 30 and 15%. $f_0 \sim \mathcal{N}(0, 1)$, $f_1 \sim \mathcal{N}(1, 1)$, and $\text{PFA} = 10^{-4}$.

Such a behavior was also observed in Table V, where we saw that the delay for $\gamma(a, b)$ is approximately equal to the Shiryaev delay for moderate to large ANO% values. Thus, for moderate PFA values, when the ANO% is moderate to large, $\gamma(a, b)$ is approximately optimal.

C. Comparison with fractional sampling

In this section we compare the performance of $\gamma(a, b)$ with the naive approach of fractional sampling, in which an ANO% of $\epsilon\%$ is achieved by employing Shiryaev algorithm and using a sample with probability ϵ . Also, in fractional sampling, when a sample is skipped, the posterior probability p_k is updated using (3). Figure 5 compares the two schemes for ANO% of 50%. We also plot the performance of the Shiryaev algorithm for the same values of PFA and ρ . The figure shows that $\gamma(a, b)$ helps in reducing the observation cost by a significant margin as compared to the fractional sampling scheme.

From our approximations, we know that for large a

$$\text{ADD}(\gamma(a, b)) \approx \frac{a}{D(f_1, f_0) + |\log(1 - \rho)|}.$$

When the K-L distance $D(f_1, f_0)$ dominates the sum $D(f_1, f_0) + |\log(1 - \rho)|$, then we would expect that any scheme that ignores the past observations for observation control will perform poorly as compared to the one that relies on the state of the system to decide whether or not to take a sample in the next time slot. This is verified by the figure: as $\rho \rightarrow 0$, we see a significant difference in performances of

$\gamma(a, b)$ and the fractional sampling scheme. The figure also shows that as ρ becomes large, and begins to dominate the sum $D(f_1, f_0) + |\log(1 - \rho)|$, the ADD performance of the fractional sampling scheme approach that of the two-threshold algorithm $\gamma(a, b)$.

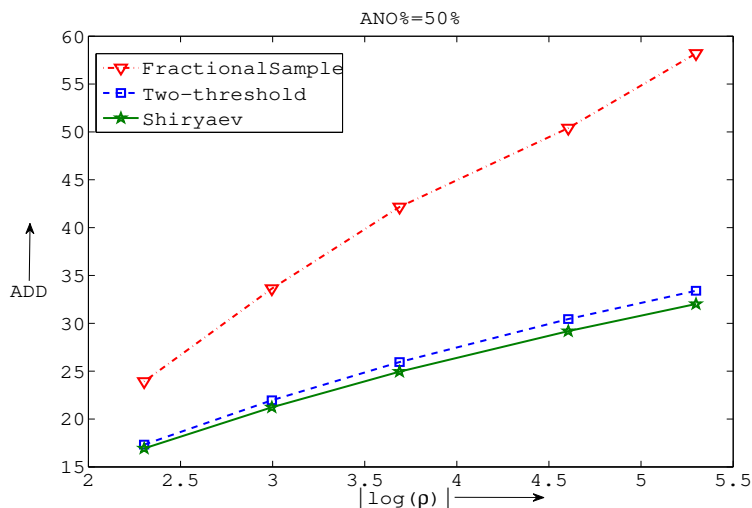


Fig. 5: Trade-off curves comparing performance of the two-threshold algorithm with the Fractional Sampling Scheme for ANO% 50%. $f_0 \sim \mathcal{N}(0, 1)$, $f_1 \sim \mathcal{N}(0.75, 1)$, and $\text{PFA} = 10^{-3}$.

VI. CONCLUSIONS

We posed a data-efficient version of the classical Bayesian quickest change detection problem, where we control the number of observations taken before the change occurs. We obtained a two-threshold Bayesian algorithm that is asymptotically optimal, has good trade-off curves and is easy to design. We derived analytical approximations for the ADD, PFA and ANO performance of the two-threshold algorithm using which we can design the algorithm by choosing the thresholds. In particular, we showed that, when the constraint on the PFA is moderate to small and that on the ANO is not very small, the two-thresholds can be set independent of each other. We also provided extensive numerical and simulation results that validate our analysis. Our results indicate that our two-threshold algorithm can significantly save on the number of observations taken before the change, while maintaining the delay relatively unchanged. A comparison with the naive approach of fractional sampling shows that the two-threshold algorithm is indeed very efficient in using observations to detect the change. Our two-threshold algorithm has many engineering applications in settings where an abrupt change has to be detected in a process under observation, but there is a cost associated with acquiring the data needed to make accurate decisions.

An important problem for future research is to see if two-threshold policies are optimal in non-Bayesian (e.g., minimax) settings, where we do not have a prior on Γ . In particular, it is of interest to understand how to update the algorithm metric in a non-Bayesian setting when we skip an observation. From an application point of view, one can design a two-threshold algorithm based on the Shiryaev-Roberts or CUSUM approaches [22], and use the undershoot of the metric when it goes below the threshold ‘ b ’, to design the off times. Furthermore, if we are able to find useful lower bounds on delay for given false alarm and ANO constraints, we may be able to use these to prove asymptotic optimality of such heuristic algorithms, as is done for the standard quickest change detection problem [20], [23]. Also, such lower bounds can possibly help in obtaining insights for cases where the observations are not i.i.d. [20], [23]. Other interesting problems in this area include the design of data-efficient optimal algorithms for robust change detection and nonparametric change detection.

APPENDIX TO SECTION III-A

Proof of Theorem 1: We first show that η_n with $b = -\infty$, and Z_0 a random variable, is a slowly changing sequence. Let Z_0 takes value z_0 , then

$$\eta_n = \log \left[e^{z_0} + \sum_{k=0}^{n-1} \rho(1-\rho)^k \prod_{i=1}^k \frac{f_0(X_i)}{f_1(X_i)} \right] \xrightarrow[n \rightarrow \infty]{P_1\text{-a.s.}} \log \left[e^{z_0} + \sum_{k=0}^{\infty} \rho(1-\rho)^k \prod_{i=1}^k \frac{f_0(X_i)}{f_1(X_i)} \right].$$

Define

$$\eta(Z_0) \triangleq \log \left[e^{Z_0} + \sum_{k=0}^{\infty} \rho(1-\rho)^k \prod_{i=1}^k \frac{f_0(X_i)}{f_1(X_i)} \right].$$

Note that $\eta(Z_0)$ as a function of Z_0 is well defined and finite under P_1 . This is because by Jensen’s inequality, for $Z_0 = z_0$,

$$\begin{aligned} E[\eta(z_0)] &\leq \log \left[e^{z_0} + \sum_{k=0}^{\infty} \rho(1-\rho)^k E_1 \left(\prod_{i=1}^k \frac{f_0(X_i)}{f_1(X_i)} \right) \right] \\ &= \log \left[e^{z_0} + \sum_{k=0}^{\infty} \rho(1-\rho)^k \right] = \log(e^{z_0} + 1). \end{aligned}$$

Thus

$$\eta_n \xrightarrow[b=-\infty]{P_1\text{-a.s.}} \eta(Z_0) = \log(e^{Z_0} + \rho) + \sum_{k=1}^{\infty} \log(1 + e^{-Z_k} \rho). \quad (42)$$

This implies $\sum_{k=1}^{\infty} \log(1 + e^{-Z_k} \rho)$ converges a.s. for i.i.d. $\{X_k\}$ and $b = -\infty$. This series will also converge with probability 1 if we condition on a set with positive probability.

Let change happen at $\Gamma = l$. We set $Z_0 = Z_\Gamma = Z_l$ and assume that $\{X_k\}$, $k \geq 1$ have density f_1 , which would happen after Γ . We first show that starting with the above Z_0 , the sequence η_n generated in (11) is slowly changing.

To verify the first condition (12), from (11) note that,

$$n^{-1} \max\{|\eta_1|, \dots, |\eta_n|\} \leq n^{-1} \left[|\log(e^{Z_0} + \rho)| + \sum_{k=1}^{n-1} \log(1 + e^{-Z_k} \rho) + \sum_{k=1}^n (|\log L(X_k)|) \mathbb{I}_{\{Z_k < b\}} \right].$$

Since, $Z_k \rightarrow \infty$ a.s., $\log(1 + e^{-Z_k} \rho) \rightarrow 0$, also, $\mathbb{I}_{\{Z_k < b\}} \rightarrow 0$ a.s. Thus both the sequences $\{\log(1 + e^{-Z_k} \rho)\}$ and $\{(|\log L(X_k)|) \mathbb{I}_{\{Z_k < b\}}\}$ are Cesaro summable and have Cesaro sum of zero. Thus the term inside the square bracket above, when divided by n , goes to zero a.s. and hence also in probability. Thus the first condition is verified.

To verify the second condition (13), we first obtain a bound on $|\eta_{n+k} - \eta_n|$.

$$|\eta_{n+k} - \eta_n| \leq \sum_{i=n}^{n+k-1} \log(1 + e^{-Z_i} \rho) + \sum_{i=n+1}^{n+k} (|\log L(X_i)|) \mathbb{I}_{\{Z_i < b\}}.$$

Thus,

$$\max_{1 \leq k \leq n\delta} |\eta_{n+k} - \eta_n| \leq \sum_{i=n}^{n+n\delta-1} \log(1 + e^{-Z_i} \rho) + \sum_{i=n+1}^{n+n\delta} (|\log L(X_i)|) \mathbb{I}_{\{Z_i < b\}} \triangleq d_n^1 + d_n^2.$$

Here, for convenience of computation, we use d_n^1 and d_n^2 to represent the first and second partial sums respectively. Now,

$$\mathbb{P}\left\{ \max_{1 \leq k \leq n\delta} |\eta_{n+k} - \eta_n| > \epsilon \right\} \leq \mathbb{P}(d_n^1 + d_n^2 > \epsilon),$$

and we bound the probability $\mathbb{P}(d_n^1 + d_n^2 > \epsilon)$ as follows.

On the event that $E \triangleq \{Z_k \geq b, \forall k \geq 0\}$, d_n^2 is identically zero, thus for n large enough,

$$\mathbb{P}(d_n^1 + d_n^2 > \epsilon | E) = \mathbb{P}(d_n^1 > \epsilon | E) < \epsilon.$$

This is because d_n^1 behaves like a partial sum of a series of type in (42). Since the series in (42) converges if random variables are generated i.i.d. f_1 , it will also converge if conditioned on the event E . Thus, the partial sum d_n^1 converges to 0 almost surely, and hence converges to 0 in probability, i.e., $\mathbb{P}(d_n^1 > \epsilon | E) \rightarrow 0$. Select, $n = n_1^*$ such that $\forall n > n_1^*$, $\mathbb{P}(d_n^1 > \epsilon | E) < \epsilon$.

Define

$$L_Z = \sup\{k \geq 1 : Z_{k-1} < b, Z_k \geq b\},$$

with $L_Z = \infty$ if no such k exists. On the event E' , which is the compliment of E , L_Z is a.s. finite.

Then, by noting that $d_n^2 = 0$ for $L_Z < n$, we get for n large enough,

$$\begin{aligned}
\mathbb{P}(d_n^1 + d_n^2 > \epsilon | E') &\stackrel{\Delta}{=} \mathbb{P}_{E'}(d_n^1 + d_n^2 > \epsilon) \leq \mathbb{P}_{E'}(d_n^1 + d_n^2 > \epsilon; L_Z \geq n) + \mathbb{P}_{E'}(d_n^1 + d_n^2 > \epsilon; L_Z < n) \\
&\leq \mathbb{P}_{E'}(L_Z \geq n) + \mathbb{P}_{E'}(d_n^1 + d_n^2 > \epsilon; L_Z < n) \\
&= \mathbb{P}_{E'}(L_Z \geq n) + \mathbb{P}_{E'}(d_n^1 > \epsilon; L_Z < n) \\
&\leq \mathbb{P}_{E'}(L_Z \geq n) + \mathbb{P}_{E'}(d_n^1 > \epsilon | L_Z < n) \\
&< \epsilon/2 + \epsilon/2 = \epsilon.
\end{aligned}$$

Since, L_Z is almost surely finite, $\mathbb{P}_{E'}(L_Z \geq n) \rightarrow 0$ as $n \rightarrow \infty$. Thus we can select $n = n_2^*$ such that $\forall n > n_2^*$, $\mathbb{P}_{E'}(L_Z \geq n) < \epsilon/2$. For the second term, note that conditioned on $L_Z < n$, d_n^1 behaves like a partial sum of a series of type in (42), with Z_0 replaced by Z_{L_Z} . Since the series in (42) converges if random variables are generated i.i.d. f_1 beyond L_Z , it will also converge if conditioned on the event $\{L_Z < n\}$. Thus, the partial sum d_n^1 converges to 0 almost surely, and hence converges to 0 in probability, i.e., $\mathbb{P}_{E'}(d_n^1 > \epsilon | L_Z < n) \rightarrow 0$. Select, $n = n_3^*$ such that $\forall n > n_3^*$, $\mathbb{P}(d_n^1 > \epsilon | L_Z < n) < \epsilon/2$. Then $n^* = \max\{n_1^*, n_2^*, n_3^*\}$, is the desired n^* and pick any $\delta > 0$. Then for $n > n^*$,

$$\begin{aligned}
\mathbb{P}(d_n^1 + d_n^2 > \epsilon) &= \mathbb{P}(d_n^1 + d_n^2 > \epsilon | E)P(E) + \mathbb{P}(d_n^1 + d_n^2 > \epsilon | E')P(E') \\
&< \epsilon P(E) + \epsilon P(E') < \epsilon.
\end{aligned}$$

Since the sequence η_n is slowly changing, according to [18], the asymptotic distribution of the overshoot when Z_k crosses a large boundary under f_1 is $R(x)$. Thus we have the following result,

$$\lim_{a \rightarrow \infty} P_\ell [Z_\tau - a \leq x | \tau \geq l] = R(x),$$

where P_ℓ is the probability measure with change happening at l . Now,

$$\mathbb{P}[Z_\tau - a \leq x | \tau \geq \Gamma] = \sum_{l=1}^{\infty} P_l [Z_\tau - a \leq x | \tau \geq l] \mathbb{P}(\Gamma = l | \tau \geq \Gamma),$$

and

$$\lim_{a \rightarrow \infty} P_l [Z_\tau - a \leq x | \tau \geq l] \mathbb{P}(\Gamma = l | \tau \geq \Gamma) = R(x)P(\Gamma = l) \leq 1.$$

Hence we have the desired result by dominated convergence theorem. ■

APPENDIX TO SECTION III-B

Proof of Lemma 1: Since, $p_\tau > A$ imply $Z_\tau > a$, we have,

$$\frac{1}{1 + e^{-Z_\tau}} \geq \frac{1}{1 + e^{-a}}.$$

The required result is obtained by obtaining upper and lower bounds on PFA as follows.

$$\text{PFA} = \mathbb{E}[1 - p_\tau] = \mathbb{E}\left[\frac{1}{1 + e^{Z_\tau}}\right] \leq \mathbb{E}[e^{-Z_\tau}].$$

Also,

$$\begin{aligned} \text{PFA} = \mathbb{E}[1 - p_\tau] &= \mathbb{E}\left[\frac{1}{1 + e^{Z_\tau}}\right] = \mathbb{E}\left[\frac{1}{e^{Z_\tau}} \frac{1}{1 + e^{-Z_\tau}}\right] \\ &\geq \mathbb{E}\left[\frac{1}{e^{Z_\tau}} \frac{1}{1 + e^{-a}}\right] = \mathbb{E}[e^{-Z_\tau}] (1 + o(1)) \text{ as } a \rightarrow \infty. \end{aligned}$$

Thus,

$$\text{PFA} = \mathbb{E}[e^{-Z_\tau}](1 + o(1)) = e^{-a} \mathbb{E}[e^{-(Z_\tau - a)}](1 + o(1)) \text{ as } a \rightarrow \infty.$$

Now note that,

$$\mathbb{E}[e^{-(Z_\tau - a)}] = \mathbb{E}[e^{-(Z_\tau - a)} | \tau \geq \Gamma](1 - \mathbb{P}(\tau < \Gamma)) + \mathbb{E}[e^{-(Z_\tau - a)} | \tau < \Gamma] \mathbb{P}(\tau < \Gamma).$$

Since, $\mathbb{P}(\tau < \Gamma) = \mathbb{E}[1 - p_\tau] \leq 1 - A \leq e^{-a}$, we can write,

$$\text{PFA} = e^{-a} \mathbb{E}[e^{-(Z_\tau - a)} | \tau \geq \Gamma](1 + o(1)) \quad \text{as } a \rightarrow \infty.$$

This proves the lemma. ■

APPENDIX TO SECTION III-C

Proof of Theorem 3: Each time Z_k crosses b from below, it satisfies

$$b < Z_k \leq b + \log \frac{1}{1 - \rho} + \log(1 + e^{-b} \rho).$$

Define, $b_1 \triangleq b + \log \frac{1}{1 - \rho} + \log(1 + e^{-b} \rho)$. Then $b_1 \rightarrow b$ as $\rho \rightarrow 0$. Also, each time Z_k crosses b from below, the average time for Z_k to reach a can be decreased by setting $Z_k = b_1$ and increased by setting $Z_k = b$. Let, N (N_1) be one plus the number of times Z_k goes below b before it crosses a , when it is reset to b (b_1), each time it crosses b from below.

Now recall the three disjoint events:

$$\mathcal{A} = \{Z_\Gamma < b\},$$

$$\mathcal{B} = \{Z_\Gamma \geq b; Z_k \nearrow b\},$$

$$\mathcal{C} = \{Z_\Gamma \geq b; Z_k \nearrow a\}.$$

We can write,

$$\mathbb{E}[\tau - \Gamma | \tau \geq \Gamma] = \mathbb{E}[\tau - \Gamma; \mathcal{A} | \tau \geq \Gamma] + \mathbb{E}[\tau - \Gamma; \mathcal{B} | \tau \geq \Gamma] + \mathbb{E}[\tau - \Gamma; \mathcal{C} | \tau \geq \Gamma]. \quad (43)$$

Now consider each of the three terms on the right hand side of the above equation.

Under the event \mathcal{A} , the process Z_k starts below b and reaches a after multiple up-crossings of the threshold b . Then,

$$\mathbb{E}[\tau - \Gamma; \mathcal{A} | \tau \geq \Gamma] \leq \mathbb{E}[t(Z_\Gamma, b) | \mathcal{A}, \tau \geq \Gamma] \mathbb{P}(\mathcal{A} | \tau \geq \Gamma) + \mathbb{E}_1 \left[\sum_{k=1}^N \Lambda_k(b) \right] \mathbb{P}(\mathcal{A} | \tau \geq \Gamma). \quad (44)$$

This upper bound was obtained by resetting Z_k to b each time it crosses b from below. Similarly, we can get a lower bound by setting $Z_k = b_1$ each time Z_k crosses b from below. Thus,

$$\mathbb{E}[\tau - \Gamma; \mathcal{A} | \tau \geq \Gamma] \geq \mathbb{E}[t(Z_\Gamma, b) | \mathcal{A}, \tau \geq \Gamma] \mathbb{P}(\mathcal{A} | \tau \geq \Gamma) + \mathbb{E}_1 \left[\sum_{k=1}^{N_1} \Lambda_k(b_1) \right] \mathbb{P}(\mathcal{A} | \tau \geq \Gamma).$$

Now by Wald's lemma [18],

$$\begin{aligned} \mathbb{E}_1 \left[\sum_{k=1}^{N_1} \Lambda_k(b_1) \right] &= \mathbb{E}_1[N_1] \mathbb{E}_1[\Lambda(b_1)] \\ &\xrightarrow{\rho \rightarrow 0} \mathbb{E}_1[N] \mathbb{E}_1[\Lambda(b)] = \mathbb{E}_1 \left[\sum_{k=1}^N \Lambda_k(b) \right] = \text{ADD}^s. \end{aligned}$$

Thus,

$$\begin{aligned} \mathbb{E}[\tau - \Gamma; \mathcal{A} | \tau \geq \Gamma] &= \left[\mathbb{E}[t(Z_\Gamma, b) | \mathcal{A}, \tau \geq \Gamma] \mathbb{P}(\mathcal{A} | \tau \geq \Gamma) \right. \\ &\quad \left. + \text{ADD}^s \mathbb{P}(\mathcal{A} | \tau \geq \Gamma) \right] (1 + o(1)) \text{ as } \rho \rightarrow 0. \end{aligned}$$

Under the event \mathcal{B} , the process Z_k starts above b and crosses b before a . It then has multiple up-crossings of b , similar to the case of event \mathcal{A} . Arguing in a similar manner, we get

$$\begin{aligned} \mathbb{E}[\tau - \Gamma; \mathcal{B} | \tau \geq \Gamma] &= \left[\mathbb{E}[\Lambda(Z_\Gamma) | \mathcal{B}, \tau \geq \Gamma] \mathbb{P}(\mathcal{B} | \tau \geq \Gamma) \right. \\ &\quad \left. + \text{ADD}^s \mathbb{P}(\mathcal{B} | \tau \geq \Gamma) \right] (1 + o(1)) \text{ as } \rho \rightarrow 0. \end{aligned}$$

Similarly, considering the event \mathcal{C} , we get

$$\mathbb{E}[\tau - \Gamma; \mathcal{C} | \tau \geq \Gamma] = \left[\mathbb{E}[\Lambda(Z_\Gamma) | \mathcal{C}, \tau \geq \Gamma] \mathbb{P}(\mathcal{C} | \tau \geq \Gamma) \right] (1 + o(1)) \text{ as } \rho \rightarrow 0.$$

Substituting in (43) we get the desired result (22). ■

Proof of Lemma 2: Based on Ψ , we define two new recursions, one in which the evolution of Z_k is truncated at b ,

$$\tilde{\Psi}(Z_k) = \begin{cases} \Psi(Z_k) & \text{if } \Psi(Z_k) \geq b \\ b & \text{if } \Psi(Z_k) < b, \end{cases}$$

and, another in which the overshoot is ignored each time the Shiryayev recursion crosses b from below,

$$\hat{\Psi}(Z_k) = \begin{cases} b & \text{if } Z_k < b \text{ and } \Psi(Z_k) \geq b \\ \Psi(Z_k) & \text{otherwise .} \end{cases}$$

Based on these two recursions we define two new stopping times:

$$\begin{aligned} \tilde{\nu}_b &= \inf\{k \geq 1 : \tilde{\Psi}(Z_{k-1}) > a, Z_0 = b\}, \\ \hat{\nu}_b &= \inf\{k \geq 1 : \hat{\Psi}(Z_{k-1}) > a, Z_0 = b\}. \end{aligned}$$

These two stopping times stochastically upper and lower bound the Shiryayev stopping time ν_b defined in (24), i.e.,

$$E_1[\tilde{\nu}_b] \leq E_1[\nu_b] \leq E_1[\hat{\nu}_b]. \quad (45)$$

Recall from (23) that

$$\nu(x, y) = \inf\{k \geq 1 : \Psi(Z_{k-1}) > y, Z_0 = x\}.$$

Using Wald's lemma [18], we can get the following expressions:

$$E_1[\tilde{\nu}_b] = \frac{E_1[\lambda]}{P_1(Z_\lambda > a)}, \quad E_1[\hat{\nu}_b] = \frac{E_1[\lambda] + E_1[\nu(Z_\lambda, b); \{Z_\lambda < b\}]}{P_1(Z_\lambda > a)}. \quad (46)$$

Multiplying and dividing ADD^s by $E_1[\lambda]$ we get

$$\begin{aligned} \text{ADD}^s &= \frac{E_1[\lambda] + E_1[t(Z_\lambda, b); \{Z_\lambda < b\}]}{E_1[\lambda]} \frac{E_1[\lambda]}{P_1(Z_\lambda > a)} \\ &= E_1[\tilde{\nu}_b] \frac{E_1[\lambda] + E_1[t(Z_\lambda, b); \{Z_\lambda < b\}]}{E_1[\lambda]} \\ &= E_1[\tilde{\nu}_b](1 + o(1)) \quad \text{as } a \rightarrow \infty. \end{aligned}$$

The last equality follows because $E_1[\lambda] \rightarrow \infty$ as $a \rightarrow \infty$, while $E_1[t(Z_\lambda, b); \{Z_\lambda < b\}]$ is not a function of a . Similarly, multiplying and dividing ADD^s by $E_1[\lambda] + E_1[\nu(Z_\lambda, b); \{Z_\lambda < b\}]$ we get

$$\text{ADD}^s = E_1[\hat{\nu}_b](1 + o(1)) \quad \text{as } a \rightarrow \infty.$$

Using these two expressions for ADD^s and the relationship that $E_1[\tilde{\nu}_b] \leq E_1[\nu_b] \leq E_1[\hat{\nu}_b]$, we have,

$$\text{ADD}^s = E_1[\nu_b](1 + o(1)) \quad \text{as } a \rightarrow \infty.$$

■

Proof of Theorem 4: Consider the upper bound (44):

$$E[\tau - \Gamma; \mathcal{A} | \tau \geq \Gamma] \leq E[t(Z_\Gamma, b) | \mathcal{A}, \tau \geq \Gamma] P(\mathcal{A} | \tau \geq \Gamma) + \text{ADD}^s P(\mathcal{A} | \tau \geq \Gamma).$$

Similarly, the upper bounds corresponding to the other two events \mathcal{B} and \mathcal{C} are:

$$\mathbb{E}[\tau - \Gamma; \mathcal{B} | \tau \geq \Gamma] \leq \mathbb{E}[\Lambda(Z_\Gamma) | \mathcal{B}, \tau \geq \Gamma] \mathbb{P}(\mathcal{B} | \tau \geq \Gamma) + \text{ADD}^s \mathbb{P}(\mathcal{B} | \tau \geq \Gamma)$$

and,

$$\begin{aligned} \mathbb{E}[\tau - \Gamma; \mathcal{C} | \tau \geq \Gamma] &= \mathbb{E}[\Lambda(Z_\Gamma) | \mathcal{C}, \tau \geq \Gamma] \mathbb{P}(\mathcal{C} | \tau \geq \Gamma) \\ &\leq \mathbb{E}_1[\Lambda(b) | Z_{\Lambda(b)} > a] \mathbb{P}(\mathcal{C} | \tau \geq \Gamma) \\ &\leq \text{ADD}^s \mathbb{P}(\mathcal{C} | \tau \geq \Gamma). \end{aligned}$$

Substituting in (43) we get,

$$\begin{aligned} \mathbb{E}[\tau - \Gamma | \tau \geq \Gamma] &= \mathbb{E}[\tau - \Gamma; \mathcal{A} | \tau \geq \Gamma] + \mathbb{E}[\tau - \Gamma; \mathcal{B} | \tau \geq \Gamma] + \mathbb{E}[\tau - \Gamma; \mathcal{C} | \tau \geq \Gamma]. \\ &\leq \text{ADD}^s + \mathbb{E}[t(Z_\Gamma, b) | \mathcal{A}, \tau \geq \Gamma] + \mathbb{E}[\Lambda(Z_\Gamma) | \mathcal{B}, \tau \geq \Gamma]. \end{aligned} \quad (47)$$

In equation (47), we observe that except for ADD^s , other terms are not a function of threshold a . Thus we have

$$\mathbb{E}[\tau - \Gamma | \tau \geq \Gamma] \leq \text{ADD}^s (1 + o(1)) \quad \text{as } a \rightarrow \infty. \quad \blacksquare$$

Proof of Lemma 5: First note that by definition (20), $Z_{t(x,y)} > y \geq Z_{t(x,y)-1}$. Also, from (9)

$$\begin{aligned} Z_{t(x,y)} &= Z_{t(x,y)-1} + \log \frac{1}{1-\rho} + \log(1 + e^{-Z_{t(x,y)-1}} \rho) \\ &\leq y + \log \frac{1}{1-\rho} + \log(1 + e^{-y} \rho). \end{aligned}$$

Thus

$$y < Z_{t(x,y)} \leq y + \log \frac{1}{1-\rho} + \log(1 + e^{-y} \rho),$$

equivalently

$$e^y < e^{Z_{t(x,y)}} \leq e^y \frac{1}{1-\rho} (1 + e^{-y} \rho).$$

Further, the recursion (9) can be written in terms of e^{Z_k} for $k \geq 0$:

$$e^{Z_{k+1}} = \frac{\rho + e^{Z_k}}{1-\rho}.$$

Using this we can write an expression for $e^{Z_{t(x,y)}}$:

$$e^{Z_{t(x,y)}} = \frac{e^x}{(1-\rho)^t} + \sum_{k=1}^{t(x,y)} \frac{\rho}{(1-\rho)^k} = \frac{e^x + 1}{(1-\rho)^{t(x,y)}} - (1-\rho).$$

Using the bounds for $Z_{t(x,y)}$ obtained above, we get

$$e^y < \frac{e^x + 1}{(1 - \rho)^{t(x,y)}} - (1 - \rho) \leq e^y \frac{1}{1 - \rho} (1 + e^{-y} \rho).$$

This gives us bounds for $t(x, y)$:

$$\frac{\log(1 + e^y - \rho) - \log(1 + e^x)}{|\log(1 - \rho)|} \leq t(x, y) \leq \frac{\log\left(1 + e^y \frac{(1 + e^{-y} \rho)}{(1 - \rho)} - \rho\right) - \log(1 + e^x)}{|\log(1 - \rho)|}. \quad (48)$$

By keeping x, y fixed and taking $\rho \rightarrow 0$ we get (34). ■

APPENDIX TO SECTION III-D

Proof of Lemma 3: Each time Z_k crosses b from below, it satisfies:

$$b < Z_k \leq b + \log \frac{1}{1 - \rho} + \log(1 + e^{-b} \rho).$$

Define, $b_1 \triangleq b + \log \frac{1}{1 - \rho} + \log(1 + e^{-b} \rho)$. Then $b_1 \rightarrow b$ as $\rho \rightarrow 0$. Also, each time Z_k crosses b from below, the average number of observations used before Γ can be increased by setting $Z_k = b_1$ and decreased by setting $Z_k = b$. This is because of the geometric nature of change. Let $Z_k = x$ when it crosses b from below, and suppose we reset Z_k to b_1 . Then, the number of observations used before change, on an average, would be the number of observations used before Z_k reaches x from b_1 , plus the number of observations used there onwards as if the process started at x . Similar reasoning can be given to explain why the average number of observations used decreases, if we reset Z_k to b , each time it crosses b from below.

Define the following stopping time:

$$\tilde{\Lambda}^x = \inf\{k \geq 1 : Z_{k-1} < b \text{ and } Z_k \geq b \text{ or } k \geq \Gamma, Z_0 = x \geq b, a = \infty\}.$$

Thus, $\tilde{\Lambda}^x$ is the time for Z_k , to start at $Z_0 = x$ with $a = \infty$, and stop the first time, either Z_k approaches b from below, or when change happens. Also, let $\delta^x \in (0, 1)$ be such that $\tilde{\Lambda}^x \delta^x$ is the number of observations used before Z_k was stopped by $\tilde{\Lambda}^x$, i.e., fraction of $\tilde{\Lambda}^x$ when $Z_k \geq b$. If $\{\tilde{\Lambda}_k^b\}$ and $\{\tilde{\Lambda}_k^{b_1}\}$ be sequences with distribution of $\tilde{\Lambda}^b$ and $\tilde{\Lambda}^{b_1}$ respectively and if L^x is the number of times Z_k crosses b from below and is set to x at each such instant, then,

$$\begin{aligned} \mathbb{E}_\infty[L^b] \mathbb{E}_\infty[\tilde{\Lambda}^b \delta^b] &= \mathbb{E}_\infty \left[\sum_{k=1}^{L^b} \tilde{\Lambda}_k^b \delta_k^b \right] \leq \mathbb{E} \left[\sum_{k=t(b)}^{\Gamma-1} S_k \mid \Gamma > t(b), a = \infty \right] \\ &\leq \mathbb{E}_\infty \left[\sum_{k=1}^{L^{b_1}} \tilde{\Lambda}_k^{b_1} \delta_k^{b_1} \right] = \mathbb{E}_\infty[L^{b_1}] \mathbb{E}_\infty[\tilde{\Lambda}^{b_1} \delta^{b_1}]. \end{aligned}$$

Here the equalities follows from Wald's lemma [18].

In the above, L^x is $\text{Geom}(\mathbb{P}_\infty[\Gamma \leq \tilde{\Lambda}^x])$, and hence $\mathbb{E}_\infty[L^{b_1}] = \frac{1}{\mathbb{P}_\infty[\Gamma \leq \tilde{\Lambda}^{b_1}]}$. Also note that

$$\frac{\mathbb{P}_\infty[\Gamma \leq \tilde{\Lambda}^{b_1}]}{\mathbb{P}_\infty[\Gamma \leq \tilde{\Lambda}^b]} \rightarrow 1 \text{ as } \rho \rightarrow 0.$$

Further, for $x = b_1$ or $x = b$, define $\hat{\lambda}(x)$ based on (30) as

$$\hat{\lambda}(x) = \inf\{k \geq 1 : Z_k < b, Z_0 = x \geq b, a = \infty\}.$$

It is clear that $\hat{\lambda}(b) = \hat{\lambda}$. Thus we have, for both $x = b_1$ and $x = b$,

$$\begin{aligned} \mathbb{E}_\infty[\tilde{\Lambda}^x \delta^x] &= \mathbb{E}_\infty[\tilde{\Lambda}^x \delta^x | \Gamma \leq \tilde{\Lambda}^x \delta^x] \mathbb{P}_\infty[\Gamma \leq \tilde{\Lambda}^x \delta^x] + \mathbb{E}_\infty[\tilde{\Lambda}^x \delta^x | \Gamma > \tilde{\Lambda}^x \delta^x] \mathbb{P}_\infty[\Gamma > \tilde{\Lambda}^x \delta^x] \\ &\rightarrow \mathbb{E}_\infty[\hat{\lambda}(x)] \text{ as } \rho \rightarrow 0. \end{aligned}$$

Here, the result follows because as $\rho \rightarrow 0$, $\tilde{\Lambda}^x \delta^x$ converges a.s. to a finite limit and $\mathbb{P}_\infty[\Gamma \leq \tilde{\Lambda}^x \delta^x] \rightarrow 0$. Also for the same reason, $\mathbb{P}_\infty[\Gamma > \tilde{\Lambda}^x \delta^x] \rightarrow 1$ as $\rho \rightarrow 0$. Moreover, since $b_1 \rightarrow b$ as $\rho \rightarrow 0$, we have as $\rho \rightarrow 0$

$$\mathbb{E}_\infty[\hat{\lambda}(b_1)] \rightarrow \mathbb{E}_\infty[\hat{\lambda}(b)] = \mathbb{E}_\infty[\hat{\lambda}].$$

Thus,

$$\mathbb{E} \left[\sum_{k=t(b)}^{\Gamma-1} S_k \middle| \Gamma > t(b), a = \infty \right] = \frac{\mathbb{E}_\infty[\hat{\lambda}]}{\mathbb{P}_\infty[\Gamma \leq \tilde{\Lambda}^b]} (1 + o(1)) \quad \text{as } \rho \rightarrow 0.$$

■

Proof of Lemma 4: Since $\mathbb{P}\{\tau \geq \Gamma\} \rightarrow 1$ as $a \rightarrow \infty$,

$$\begin{aligned} \mathbb{P}(\Gamma > t(b) | \tau \geq \Gamma) &= \mathbb{P}(\Gamma > t(b)) + o(1) \quad \text{as } a \rightarrow \infty \\ &= \frac{1}{1 + z_0} (1 - \rho)^{t(b)} + o(1) \quad \text{as } a \rightarrow \infty. \end{aligned}$$

From (34) in Lemma 5, with $y = b$ and $x = z_0$, we have

$$t(z_0, b) = \left(\frac{\log(1 + e^b) - \log(1 + e^{z_0})}{|\log(1 - \rho)|} \right) (1 + o(1)) \text{ as } \rho \rightarrow 0.$$

From this, it is easy to show that

$$(1 - \rho)^{t(b)} \rightarrow \left(\frac{1 + e^{z_0}}{1 + e^b} \right) \quad \text{as } \rho \rightarrow 0.$$

By substituting this in the expression for $\mathbb{P}(\Gamma > t(b) | \tau \geq \Gamma)$ we get the desired result. ■

Proof of Theorem 6: Using Theorem 4 we write ANO_1 as

$$\begin{aligned}\text{ANO}_1 &= \text{E}[\tau - \Gamma | \tau \geq \Gamma] \left(1 - \frac{T_b - 1}{\text{E}[\tau - \Gamma | \tau \geq \Gamma]} \right) \\ &= \text{E}_1[\nu_b] \left(1 - \frac{T_b - 1}{\text{E}[\tau - \Gamma | \tau \geq \Gamma]} \right) (1 + o(1)) \quad \text{as } a \rightarrow \infty.\end{aligned}$$

We now obtain an upper bound on $\frac{T_b - 1}{\text{E}[\tau - \Gamma | \tau \geq \Gamma]}$ which goes to zero as $a \rightarrow \infty$.

Recall that \mathcal{A} and \mathcal{B} are the events under which excursions below b are possible. The passage to a is through multiple cycles below b , and the time spend below b in each cycle can be bounded by $t(-\infty, b)$. Define $N_{\mathcal{A}}$ and $N_{\mathcal{B}}$ as one plus the number of cycles below b , under events \mathcal{A} and \mathcal{B} respectively. Then,

$$T_b - 1 \leq T_b \leq P_1(\mathcal{A})t(-\infty, b)\text{E}[N_{\mathcal{A}}] + P_1(\mathcal{B})t(-\infty, b)\text{E}[N_{\mathcal{B}}].$$

The averages $\text{E}[N_{\mathcal{A}}]$ and $\text{E}[N_{\mathcal{B}}]$ can be written as a series of probabilities, where each term correspond to the event that Z_k goes below b , and not above a , each time it crosses b from below. Each of these probabilities can be maximized by setting Z_k to b , each time it crosses b from below. Hence, $\text{E}[N_{\mathcal{A}}] \leq \text{E}[N]$ and $\text{E}[N_{\mathcal{B}}] \leq \text{E}[N]$. This gives a bound on $T_b - 1$.

$$T_b - 1 \leq t(-\infty, b)\text{E}[N].$$

By using (45) we get as $a \rightarrow \infty$,

$$\frac{T_b - 1}{\text{E}[\tau - \Gamma | \tau \geq \Gamma]} \leq \frac{t(-\infty, b)\text{E}[N]}{\text{E}_1[\nu_b]}(1 + o(1)) \leq \frac{t(-\infty, b)\text{E}[N]}{\text{E}_1[\tilde{\nu}_b]}(1 + o(1)).$$

From (46) we know that $\text{E}_1[\tilde{\nu}_b] = \text{E}_1[\lambda]\text{E}[N]$. Thus the upper bound on $\frac{T_b - 1}{\text{E}[\tau - \Gamma | \tau \geq \Gamma]}$ goes to 0 as $a \rightarrow \infty$.

This proves the theorem. ■

REFERENCES

- [1] A. N. Shiryaev, "On optimal methods in quickest detection problems," *Theory Probab. Appl.*, Vol. 8, pp. 22-46, 1963.
- [2] Z. G. Stoumbos, M. R. Reynolds Jr., T. P. Ryan and W. H. Woodall, "The state of statistical process control as we proceed into the 21st century," *Journal of the American Statistical Association*, Vol. 95, No. 451, pp. 992-998, 2000.
- [3] G. Tagaras, "A survey of recent developments in the design of adaptive control charts," *Journal of Quality Technology*. Vol. 30, no. 3, pp. 212-231. 1998.
- [4] Z. G. Stoumbos and M. R. Reynolds Jr., "Economic statistical design of adaptive control schemes for monitoring the mean and variance: an application to analyzers," *Nonlinear Analysis: Real World Applications*, Volume 6, Issue 5, Pages 817-844, 2005.

- [5] D. Assaf, M. Pollak, Y. Ritov, and B. Yakir, "Detecting a change of a normal mean by dynamic sampling with a probability bound on a false alarm," *Ann. Statist.* 21:1155-1165, 1993.
- [6] B. Yakir, "Dynamic sampling policy for detecting a change in distribution, with a probability bound on false alarm," *Ann. Statist.*; 24:2199-2214, 1996.
- [7] V. Makis, "Multivariate Bayesian control chart," *Oper. Res.* 56, 2, pp. 487-496, 2008.
- [8] D. Assaf, "A dynamic sampling approach for detecting a change in distribution," *Ann. Statist.* 16:236-253, 1988.
- [9] A. Mainwaring, D. Culler, J. Polastre, R. Szewczyk, and J. Anderson, "Wireless sensor networks for habitat monitoring," In *Proceedings of the 1st ACM international workshop on Wireless sensor networks and applications (WSNA '02)*, ACM, New York, NY, USA, 88-97, 2002.
- [10] J. A. Rice, K. Mechitov, S. Sim, T. Nagayama, S. Jang, R. Kim, B. F. Spencer, G. Agha and Y. Fujino, "Flexible smart sensor framework for autonomous structural health monitoring," *Smart Structures and Systems*, vol. 6, no. 5, pp. 423-438, 2010.
- [11] V. V. Veeravalli, "Decentralized quickest change detection," *IEEE Transactions on Information Theory*, vol. 47, pp. 1657-1665, 2001.
- [12] Y. Mei, "Information bounds and quickest change detection in decentralized decision systems," *IEEE Transactions on Information Theory*, vol. 51, pp. 2669–2681, 2005.
- [13] A. G. Tartakovsky and V. V. Veeravalli, "Asymptotically optimal quickest change detection in distributed sensor systems," *Sequential Analysis*, 27(4): 441-475, 2008.
- [14] L. Zacharias and R. Sundaresan, "Decentralized sequential change detection using physical layer fusion," *Proc. ISIT*, France, 2007.
- [15] T. Banerjee, V. Sharma, V. Kavitha and A. Jayaprakasam, "Generalized analysis of a distributed energy efficient algorithm for change detection," *Wireless Communication, IEEE Transactions on*, vol. 10, pp. 91–101, 2011.
- [16] K. Premkumar and A. Kumar, "Optimal sleep/wake scheduling for quickest intrusion detection using sensor networks," *IEEE INFOCOM*, Arizona, USA, 2008.
- [17] M. A. Girshick and H. Rubin, "A Bayes approach to a quality control model", *The Annals of Mathematical Statistics* , Vol. 23, No. 1, pp. 114-125, 1952,
- [18] D. Siegmund, "Sequential analysis: tests and confidence intervals", *Springer Series in Statistics*, 1985.
- [19] M. Woodroofe, "Nonlinear renewal theory in sequential analysis," Philadelphia: SIAM, 1982.
- [20] A. G. Tartakovsky and V.V. Veeravalli, "General asymptotic bayesian theory of quickest change detection," *SIAM Theory of Probability and its Applications*, Vol 49, No. 3, pp. 458-497, 2005.
- [21] D. P. Bertsekas, "Dynamic programming and optimal control," Vol. I and II (3rd ed.). Athena Scientific. 2007.
- [22] A. G. Tartakovsky and G. V. Moustakides, "State-of-the-art in Bayesian changepoint detection," *Sequential Analysis*, vol. 29, no. 2, pp. 125-145, 2010. Special issue "Celebration of the 75th Anniversary of Albert Shiryaev", Guest Editor A.G. Tartakovsky.

- [23] T. L. Lai, "Information bounds and quick detection of parameter changes in stochastic systems," *IEEE Transactions on Information Theory*, vol.44, no.7, pp.2917-2929, 1998.