

Color Coulomb Potential in Yang-Mills Theory from Hamiltonian Flows

Markus Leder,^{1,*} Hugo Reinhardt,¹ Axel Weber,² and Jan M. Pawłowski^{3,4}

¹*Institut für Theoretische Physik, Universität Tübingen,
Auf der Morgenstelle 14, 72076 Tübingen, Germany*

²*Instituto de Física y Matemáticas, Universidad Michoacana de San Nicolás de Hidalgo,
Edificio C-3, Ciudad Universitaria, 58040 Morelia, Michoacán, Mexico*

³*Institut für Theoretische Physik, Universität Heidelberg, Philosophenweg 16, 69120 Heidelberg, Germany*

⁴*ExtreMe Matter Institute EMMI, GSI Helmholtzzentrum für Schwerionenforschung,
Planckstr. 1, 64291 Darmstadt, Germany*

(Dated: September 7, 2018)

We consider the Hamiltonian formulation of Yang-Mills theory in the Coulomb gauge and apply the recently developed technique of Hamiltonian flows. We formulate a flow equation for the color Coulomb potential which allows for a scaling solution that results in an almost linearly rising confining potential.

PACS numbers: 12.38.Aw, 05.10.Cc, 11.10.Ef, 11.15.Tk

Keywords: functional renormalization group, color Coulomb potential, Yang-Mills theory

A profound understanding of the confinement mechanism in QCD still represents, after almost 40 years of intense research, one of the most important challenges in modern theoretical particle physics. We here report on a new approach to the subject which uses the recently developed technique of Hamiltonian flows [1]. The general setup is the Hamiltonian formulation of Yang-Mills theory in the Coulomb gauge [2]. Important progress has been made over the last decade in this formulation, mainly via the variational principle [3–12]. The horizon condition is implemented in accord with the Gribov-Zwanziger confinement scenario [13, 14], and scaling behavior of the equal-time two-point correlation functions results together with an infrared fixed point of an appropriately defined running coupling constant [10].

The potential between static color sources in the large-distance or infrared limit is usually approximated by the color Coulomb potential. The color Coulomb potential is given by the vacuum expectation value

$$\langle (-\partial D)^{-1} (-\partial^2) (-\partial D)^{-1} \rangle \quad (1)$$

[see Eq. (4) below for our definition of the covariant derivative D] and is usually expressed as

$$\langle (-\partial D)^{-1} \rangle (-\partial^2) f(-\partial^2) \langle (-\partial D)^{-1} \rangle, \quad (2)$$

with the so-called Coulomb form factor f , which satisfies a Dyson-Schwinger equation (DSE). In order to calculate the color Coulomb potential, in Ref. [6] the Coulomb form factor was simply set equal to one, while in Refs. [7, 8, 11] the DSE for this form factor was approximated by replacing in the loop integral the full ghost propagator $\langle (-\partial D)^{-1} \rangle$ with the bare one, which results in an infrared finite Coulomb form factor. In this way, a strictly linear growth of the color Coulomb potential with the

distance between the color sources (for sufficiently large distances) has been found in Ref. [11]. It would now be natural to try to improve the approximation by using the full DSE for the Coulomb form factor. However, it turns out [7, 15] that the full DSE for the Coulomb form factor cannot be consistently solved together with the DSEs for the static (equal-time) gluon and ghost propagators with an infrared-divergent ghost form factor, i.e., implementing the horizon condition. In other words, a confining color Coulomb potential cannot be obtained within the present approximation if the full DSE for the Coulomb form factor is used.

In the present letter, we will focus on the determination of the color Coulomb potential with the help of a different functional technique, the Hamiltonian flows [1]. Interestingly, a consistent solution which exhibits scaling behavior of the static propagators and the color Coulomb potential is readily found in this framework, without any additional approximation for the Coulomb form factor.

The organization of this letter is as follows: we will start with a brief presentation of the Hamiltonian flow technique and summarize the results of Ref. [1]. We then derive the flow equation for the color Coulomb potential and, finally, present and discuss its solution.

The construction of the Hamiltonian flows starts from the generating functional for Green's functions at equal times,

$$Z[J] = \int \mathcal{D}A \det(-\partial D) |\psi[A]|^2 e^{J \cdot A}, \quad (3)$$

where D denotes the covariant derivative

$$D_i^{ab} = \delta^{ab} \partial_i - g f^{abc} A_i^c \quad (4)$$

and the dot in $J \cdot A$ stands for the contraction of color and spatial indices and the integral over position or momentum,

$$J \cdot A = \int d^3x J_i^a(\mathbf{x}) A_i^a(\mathbf{x}) = \int \frac{d^3p}{(2\pi)^3} J_i^a(-\mathbf{p}) A_i^a(\mathbf{p}). \quad (5)$$

*corresponding author: leder@tphys.physik.uni-tuebingen.de

In Eq. (3), $\psi[A]$ represents the vacuum wave functional, $\det(-\partial D)$ is the Faddeev-Popov determinant in Coulomb gauge [2], and the functional integral is over the transverse spatial gauge fields that fulfill the Coulomb gauge condition $\partial_i A_i^a = 0$ (we denote the contravariant spatial indices as *subindices*).

We now write the Faddeev-Popov determinant in the well-known way as a functional integral over ghost fields and introduce additional source fields for the latter. Furthermore, we introduce an infrared regulator term ΔS_k with infrared cutoff scale k . Then the k -dependent generating functional becomes

$$Z_k[J, \sigma, \bar{\sigma}] = \int \mathcal{D}A \mathcal{D}\bar{c} \mathcal{D}c e^{-S - \Delta S_k + J \cdot A + \bar{\sigma} \cdot c + \bar{c} \cdot \sigma} \quad (6)$$

with the ‘‘action’’

$$S = -\ln |\psi[A]|^2 + \int d^3x \bar{c}^a(\mathbf{x}) (-\partial D)^{ab} c^b(\mathbf{x}). \quad (7)$$

The regulator term is

$$\begin{aligned} \Delta S_k[A, c, \bar{c}] &= \frac{1}{2} \int \frac{d^3p}{(2\pi)^3} A_i^a(-\mathbf{p}) R_{A,k}(p) A_i^a(\mathbf{p}) \\ &+ \int \frac{d^3p}{(2\pi)^3} \bar{c}^a(-\mathbf{p}) g \bar{R}_{c,k}(p) c^a(\mathbf{p}), \end{aligned} \quad (8)$$

with the regulator functions chosen in the present work as

$$\begin{aligned} R_{A,k}(p) &= 2p \exp\left(\frac{k^2}{p^2} - \frac{p^2}{k^2}\right), \\ \bar{R}_{c,k}(p) &= p^2 \exp\left(\frac{k^2}{p^2} - \frac{p^2}{k^2}\right). \end{aligned} \quad (9)$$

Here and in the following, we use the notation $p = |\mathbf{p}|$. The change of Z_k as defined in Eq. (6) under a change of k constitutes a (functional) renormalization group transformation.

In the limit of large k , the functional integration in Eq. (6) is restricted to ultraviolet modes where asymptotic freedom sets in, so that Z_k can be evaluated in perturbation theory. In the other extreme, for $k \rightarrow 0$, the cutoff term ΔS_k vanishes and $Z_k \rightarrow Z$, the full generating functional. Between these limits, the change of Z_k with k obeys an exact integro-differential equation, the functional renormalization group equation or flow equation.

In practice, it is more advantageous to consider the k -dependent effective action Γ_k , the generating functional

of one-particle irreducible Green’s functions, instead of Z_k . We then approximate the corresponding exact flow equation for the variation of Γ_k with k , by approximating the form of Γ_k . Our basic assumption is that there exists a solution which shows scaling behavior in the infrared.

We parameterize the static propagators as

$$\begin{aligned} (2\pi)^6 \frac{\delta^2 \ln Z_k}{\delta J_i^a(-\mathbf{p}) \delta J_j^b(\mathbf{q})} \Big|_{J=\sigma=\bar{\sigma}=0} &= G_{A,k}(p) \delta^{ab} t_{ij}(\mathbf{p}) (2\pi)^3 \delta(\mathbf{p} - \mathbf{q}), \\ -(2\pi)^6 \frac{\delta^2 \ln Z_k}{\delta \bar{\sigma}^a(-\mathbf{p}) \delta \sigma^b(\mathbf{q})} \Big|_{J=\sigma=\bar{\sigma}=0} &= \frac{1}{g} \bar{G}_{c,k}(p) \delta^{ab} (2\pi)^3 \delta(\mathbf{p} - \mathbf{q}), \end{aligned} \quad (10)$$

with the functions

$$\begin{aligned} G_{A,k}(p) &= \frac{1}{2\omega_k(p) + R_{A,k}(p)}, \\ \bar{G}_{c,k}(p) &= \frac{1}{p^2/d_k(p) + \bar{R}_{c,k}(p)}. \end{aligned} \quad (11)$$

In the first of Eqs. (10), $t_{ij}(\mathbf{p})$ denotes the transverse projector or spatially transverse Kronecker delta. Our assumption of scaling then refers to a power behavior for small momenta of the functions $\omega_{k=0}(p)$ and $d_{k=0}(p)$,

$$\omega_0(p \rightarrow 0) \propto p^{-\alpha}, \quad d_0(p \rightarrow 0) \propto p^{-\beta}. \quad (12)$$

The scaling assumption has a number of important consequences, just as its counterpart in Landau gauge. As shown in Refs. [6, 8, 10, 16, 17], the exponents fulfill

$$\alpha = 2\beta - 1, \quad \alpha \geq -3/2. \quad (13)$$

In particular, in the infrared the diagrams with the greatest number of ghost loops dominate over the others (ghost dominance). Furthermore, the dressing of the ghost-gluon vertex is constant [18, 19], usually referred to as the nonrenormalization of the vertex (see also Ref. [20]), so that we can calculate with a bare ghost-gluon vertex, possibly adjusting the value of the coupling constant. Finally, we can neglect vertices with more than two gluon lines, as far as the dominant infrared behavior is concerned.

Retaining only the contributions that are relevant to the infrared behavior, the flow equation for Γ_k induces the following integro-differential equations for the static propagators:

$$\frac{\partial}{\partial k} \omega_k(p) = -\frac{N_c}{2} \int \frac{d^3q}{(2\pi)^3} \left(\bar{G}_{c,k} \frac{\partial \bar{R}_{c,k}}{\partial k} \bar{G}_{c,k} \right) (q) \bar{G}_{c,k}(|\mathbf{p} + \mathbf{q}|) q^2 (1 - (\hat{\mathbf{p}} \cdot \hat{\mathbf{q}})^2),$$

$$\begin{aligned} \frac{\partial}{\partial k} d_k^{-1}(p) = N_c \int \frac{d^3 q}{(2\pi)^3} & \left[\left(G_{A,k} \frac{\partial R_{A,k}}{\partial k} G_{A,k} \right) (q) \bar{G}_{c,k}(|\mathbf{p} + \mathbf{q}|) \right. \\ & \left. + \left(\bar{G}_{c,k} \frac{\partial \bar{R}_{c,k}}{\partial k} \bar{G}_{c,k} \right) (q) G_{A,k}(|\mathbf{p} + \mathbf{q}|) \frac{q^2}{(\mathbf{p} + \mathbf{q})^2} \right] (1 - (\hat{\mathbf{p}} \cdot \hat{\mathbf{q}})^2), \end{aligned} \quad (14)$$

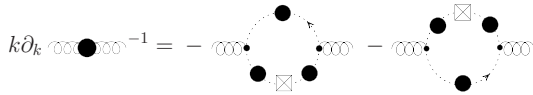


FIG. 1: Flow equation for the gluon propagator. The spiral and dotted lines with the black circles denote the full gluon and ghost propagators at cutoff momentum k , respectively. An insertion of the k -derivative $\partial R_k/\partial k$ of one of the regulator functions is represented by a square with a cross. In this and the following figure, the diagram on the left-hand side stands for the inverse propagator with the regulator function *omitted*.

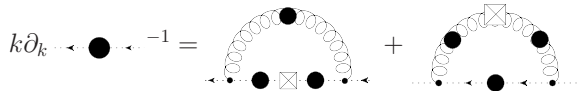


FIG. 2: Flow equation for the ghost propagator.

where we have neglected in each equation the contribution of a tadpole term, in order to obtain a closed system of equations. The Eqs. (14) are represented diagrammatically in Figs. 1 and 2. For details of the derivation of these equations, we refer the reader to Ref. [1].

The solution of Eqs. (14) is determined by imposing initial conditions on $\omega_k(p)$ and $d_k(p)$ at $k = \Lambda$, where Λ is an arbitrary large momentum scale. Here we adjust these initial conditions to satisfy the normalization conditions that $\omega_0(p) \propto p$ for large momenta $p \gtrsim \Lambda$, and that $d_0(p)$ follow a power law in the infrared ($p \rightarrow 0$), reflecting the properties of asymptotic freedom and infrared scaling, respectively. It is possible to fulfill these normalization conditions by adjusting the constants a in $\omega_\Lambda(p) = a + p$ and $d_\Lambda(p) \equiv d_\Lambda$, technically upon rewriting the differential equations (14) as integral equations over k . Again, we refer the reader to Ref. [1] for details of the numerical procedure and here only cite the result, represented in Fig. 3. Note that for technical reasons, the equations can only be integrated down to a minimal value k_{\min} of k , and we show the dependence on the value of k_{\min} in the figure.

In the infrared, for $p \gtrsim k_{\min}$, we find the power behavior of Eq. (12), with the numerical values for the exponents

$$\alpha = 0.28, \quad \beta = 0.64, \quad (15)$$

which conform to the sum rule (13), $\alpha = 2\beta - 1$. Note that a power behavior in the infrared (without specifying the exponent) was implemented as normalization condition for the ghost dressing function, but not for the gluon propagator. We also find an infrared fixed point for the

(running) effective fine structure constant,

$$\alpha_s(p) = \frac{1}{4\pi} \frac{p}{\omega_0(p)} (d_0(p))^2 \rightarrow 1.70. \quad (16)$$

We can compare these results with the solutions of DSEs obtained in the variational approach in Refs. [7, 8, 11]. In this approach, two different solutions are found with $\beta_1 = 0.80$ [7, 8] and $\beta_2 = 1.00$ [11] and the respective values of α according to the sum rule (13). The same values of the exponents are also obtained analytically in an approximation that is only adequate in the infrared region [6, 10]. It is not unexpected that the functional renormalization group yields smaller values for the critical exponents than the DSEs in corresponding approximations. In similar calculations in Landau gauge Yang-Mills theory it has been found that the precise values of the exponents vary slightly with the choice of the regulator functions. The upper limit of the interval over which the values of the exponents vary, is given by the result of the corresponding DSEs and is obtained from the functional renormalization group for so-called “optimized” regulator functions [21].

In fact, we can simulate the use of optimized regulator functions by simply replacing the functions $\omega_k(p)$ and $d_k(p)$ on the right-hand sides of Eqs. (14) by $\omega_0(p)$ and $d_0(p)$. We have argued in Ref. [1] that this replacement furthermore effectively takes into account part of the tadpole terms that we have omitted so far. With $\omega_0(p)$ and $d_0(p)$ on the right-hand sides of Eqs. (14), we can perform the integration over k analytically and end up with equations very similar to those of the variational approach. We have shown in Ref. [1] that the numerical solution of these equations matches almost perfectly the one of Refs. [7, 8], with $\beta = 0.80$. In this sense, our solution (15) corresponds to the solution $\beta_1 = 0.80$ of the variational (DS) approach.

We now come to the calculation of the color Coulomb potential in the functional renormalization group approach. For its definition, one considers the theory in the presence of an external static color charge density. Then the color Coulomb potential is the vacuum expectation value of the part of the Hamiltonian that depends on the external color charges, explicitly in momentum space (in an integral kernel notation)

$$\begin{aligned} F^{ab}(\mathbf{p}, -\mathbf{q}) &= \langle \langle \mathbf{p}, a | (-\partial D)^{-1} (-\partial^2) (-\partial D)^{-1} | \mathbf{q}, b \rangle \rangle \\ &= V_c(p) \delta^{ab} (2\pi)^3 \delta(\mathbf{p} - \mathbf{q}). \end{aligned} \quad (17)$$

Introducing the composite operator

$$K = \int \frac{d^3 k}{(2\pi)^3} \bar{c}^d(-\mathbf{k}) k^2 c^d(\mathbf{k}), \quad (18)$$

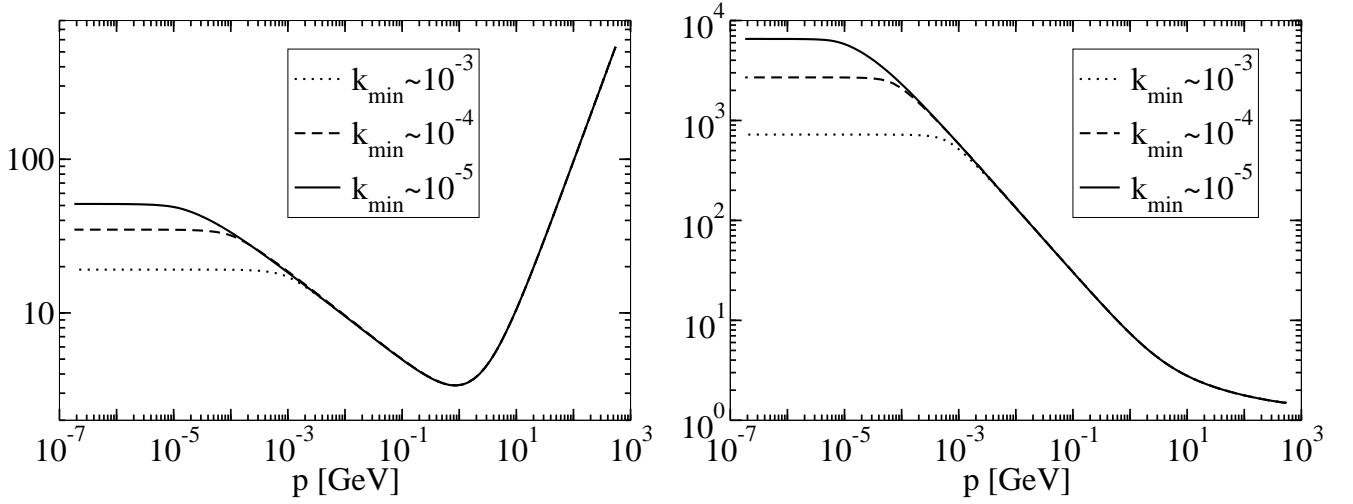


FIG. 3: Double-logarithmic plots of the inverse gluon propagator $\omega_k(p)$ (left) and the ghost dressing function $d_k(p)$ (right) resulting from a numerical solution of the flow equations (14), for different minimal cutoffs $k = k_{\min}$. The scale on the momentum axes is an estimate obtained by matching the position of the minimum of the inverse gluon propagator to the one in Ref. [23].

one can write

$$F^{ab}(\mathbf{p}, -\mathbf{q}) = \langle c^a(\mathbf{p}) K \bar{c}^b(-\mathbf{q}) \rangle_{\text{GI}}. \quad (19)$$

The label GI on the vacuum expectation value stands for gluon-irreducible, meaning that one has to restrict the contributing diagrams to those where the operator K remains connected to the external points when all gluon lines are cut.

The k -dependent color Coulomb potential $F_k^{ab}(\mathbf{p}, -\mathbf{q})$ is then naturally defined by including the cutoff term ΔS_k in the functional integral representation of the vacuum expectation value (19) as in Eq. (6), and a flow equation for F_k can be derived in the standard way. For reasons of space, however, here we present a much quicker and equivalent derivation of the flow equation for F_k which is based on the identity [22]

$$\frac{\partial}{\partial g} [g(-\partial D)^{-1}] = (-\partial D)^{-1}(-\partial^2)(-\partial D)^{-1} \quad (20)$$

for the operators. We generalize this identity to

$$\begin{aligned} \frac{\partial}{\partial g} [g(-\partial D + g\bar{R}_{c,k})^{-1}] \\ = (-\partial D + g\bar{R}_{c,k})^{-1}(-\partial^2)(-\partial D + g\bar{R}_{c,k})^{-1} \end{aligned} \quad (21)$$

for our present purposes, so that

$$\begin{aligned} F_k^{ab}(\mathbf{p}, -\mathbf{q}) &= \langle \langle \mathbf{p}, a | \frac{\partial}{\partial g} [g(-\partial D + g\bar{R}_{c,k})^{-1}] | \mathbf{q}, b \rangle \rangle_k \\ &= V_{c,k}(p) \delta^{ab} (2\pi)^3 \delta(\mathbf{p} - \mathbf{q}). \end{aligned} \quad (22)$$

Note that the rescaling of the ghost regulator function with a factor of g is essential to achieve a form equivalent to the definition of F_k described above.

In order to put the identity (21) to use inside the vacuum expectation values we are interested in, we define a g -derivative “at fixed integration measure”

$$\begin{aligned} \partial_g|_{\text{fm}} \langle \mathcal{O} \rangle_k &= \int \mathcal{D}A \det(-\partial D + g\bar{R}_{c,k}) \left(\frac{\partial}{\partial g} \mathcal{O}[A] \right) \\ &\quad \times |\psi[A]|^2 \exp\left(-\frac{1}{2} A \cdot R_{A,k} \cdot A\right), \end{aligned} \quad (23)$$

for an arbitrary operator $\mathcal{O}[A]$. This definition immediately implies that

$$\partial_g|_{\text{fm}} G_{A,k} = 0. \quad (24)$$

For the application of the g -derivative to the static ghost propagator, we use the identity

$$\langle c^a(\mathbf{p}) \bar{c}^b(-\mathbf{q}) \rangle_k = \langle \langle \mathbf{p}, a | (-\partial D + g\bar{R}_{c,k})^{-1} | \mathbf{q}, b \rangle \rangle_k. \quad (25)$$

With the help of definitions (10) and (22), we then find

$$\partial_g|_{\text{fm}} \bar{G}_{c,k}(p) = V_{c,k}(p). \quad (26)$$

Introducing the *Coulomb form factor* $f_k(p)$ by

$$V_{c,k}(p) = \frac{1}{g^2} \bar{G}_{c,k}(p) p^2 f_k(p) \bar{G}_{c,k}(p), \quad (27)$$

we may rewrite the latter identity as

$$\partial_g|_{\text{fm}} d_k^{-1}(p) = \frac{1}{p^2} \partial_g|_{\text{fm}} \bar{G}_{c,k}^{-1}(p) = -\frac{1}{g^2} f_k(p). \quad (28)$$

As a consequence of these relations, we can derive a flow equation for the Coulomb form factor by simply differentiating the flow equation (14) for d_k^{-1} with respect to g with the result

$$\begin{aligned} \frac{\partial}{\partial k} f_k(p) = & -N_c \int \frac{d^3 q}{(2\pi)^3} \left[\left(G_{A,k} \frac{\partial R_{A,k}}{\partial k} G_{A,k} \right) (q) \bar{G}_{c,k}^2(|\mathbf{p} + \mathbf{q}|) (\mathbf{p} + \mathbf{q})^2 f_k(|\mathbf{p} + \mathbf{q}|) \right. \\ & \left. + 2 \left(\bar{G}_{c,k} \frac{\partial \bar{R}_{c,k}}{\partial k} \bar{G}_{c,k}^2 \right) (q) q^2 f_k(q) G_{A,k}(|\mathbf{p} + \mathbf{q}|) \frac{q^2}{(\mathbf{p} + \mathbf{q})^2} \right] (1 - (\hat{\mathbf{p}} \cdot \hat{\mathbf{q}})^2), \end{aligned} \quad (29)$$

where we have used the fact that $\partial_g|_{\text{fm}}$ and the k -derivative commute. Since we have derived Eq. (29) from Eq. (14), several approximations are implicit in Eq. (29) corresponding to those employed before in the derivation of the flow equation for d_k^{-1} .

The standard derivation of the flow equation that makes use of the composite operator K [defined in Eq. (18)] and its equivalence with the argument presented above, as well as an algebraic construction that avoids reference to gluon-irreducible diagrams as in Eq. (19) will be detailed in a future publication.

Since the flow equations (14) for $\omega_k(p)$ and $d_k(p)$ do not involve $f_k(p)$, we can insert the solutions of the latter equations found in Ref. [1] in Eq. (29) and integrate this flow equation applying the same techniques used before, i.e., we convert Eq. (29) into an integral equation and solve it numerically by an iterative procedure. Equation (29) is linear and homogeneous in $f_k(p)$, and we decided to normalize $f_k(p)$ to one in the ultraviolet (below the initial scale Λ) by appropriately adjusting the initial condition $f_\Lambda(p) \equiv f_\Lambda$. It is clear from perturbation theory that $f_k(p)$ should be constant in the ultraviolet (as long as $k \ll p$) except for logarithmic corrections.

Somewhat surprisingly, and contrary to the negative result of the search for a scaling solution in the variational approach complemented with DSEs [15], a solution of Eq. (29) is readily found in the way described and is here represented in Fig. 4. With the propagators obtained from the flow equations (14), we get a power behavior

$$f_k(p) \propto p^{-\gamma} \quad (30)$$

in the infrared, with $\gamma = 0.57$ for $p \gtrsim k_{\text{min}}$. Consequently, the color Coulomb potential behaves as

$$V_{c,k}(p) \propto p^{-\delta}, \quad \delta = 2 + 2\beta + \gamma \quad (31)$$

for $p \gtrsim k_{\text{min}}$, see Eqs. (11) and (27). Making use of our result (15) for β , we extrapolate $V_{c,k}(p)$ to

$$V_c(p \rightarrow 0) \propto p^{-3.85} \quad (32)$$

for $k = 0$. We thus come quite close to a (p^{-4})-behavior which would correspond to a potential that rises linearly with distance (for sufficiently large distances). Also note that our present result 0.64 for β is supposed to

be smaller than the correct value as discussed below Eq. (16), hence an improvement of the current approximation is expected to enhance the infrared exponent of $V_c(p)$.

The result (32) has been obtained with the propagators taken from the flow equations (14) that do not include the tadpole diagrams. As argued before below Eq. (16), we can easily take a part of the tadpole contributions into account in an effective way by replacing $\omega_k(p)$ and $d_k(p)$ on the right-hand sides of Eq. (14) with $\omega_0(p)$ and $d_0(p)$. In Ref. [1] we have also computed the flow of this improved truncation leading to $\beta = 0.80$. Inserting the latter solution into the flow equation (29) for the Coulomb form factor, we are led to Fig. 4 (right). The resulting infrared potential reads

$$V_c(p \rightarrow 0) \propto p^{-4.25}. \quad (33)$$

The exponents in Eqs. (32) and (33) provide us with an estimate for the systematic error of the present approximation:

$$V_c(p \rightarrow 0) \propto p^{-\delta} \quad \text{with} \quad \delta \in [3.85, 4.25], \quad (34)$$

including $\delta = 4$.

In summary, the method of Hamiltonian flows allows for scaling solutions for the static two-point functions and the color Coulomb potential without additional approximations for the Coulomb form factor, contrary to variational approaches. In particular, we find an infrared-divergent Coulomb form factor and an almost linearly confining potential $V_c(p) \propto p^{-\delta}$ with $\delta \in [3.85, 4.25]$. We expect that an improvement of the approximation employed narrows the above interval for δ while still including $\delta = 4$.

Acknowledgments

M.L. was supported by the Internationales Graduiertenkolleg ‘‘Hadronen im Vakuum, in Kernen und Sternen’’. H.R. acknowledges support by DFG-Re856/6-3. A.W. is grateful to CIC-UMSNH for financial support. J.M.P. acknowledges support by Helmholtz Alliance HA216/EMMI.

[1] M. Leder, J. M. Pawłowski, H. Reinhardt, and A. Weber, Phys. Rev. D **83**, 025010 (2011), arXiv:1006.5710.

[2] N. H. Christ and T. D. Lee, Phys. Rev. D **22**, 939 (1980).

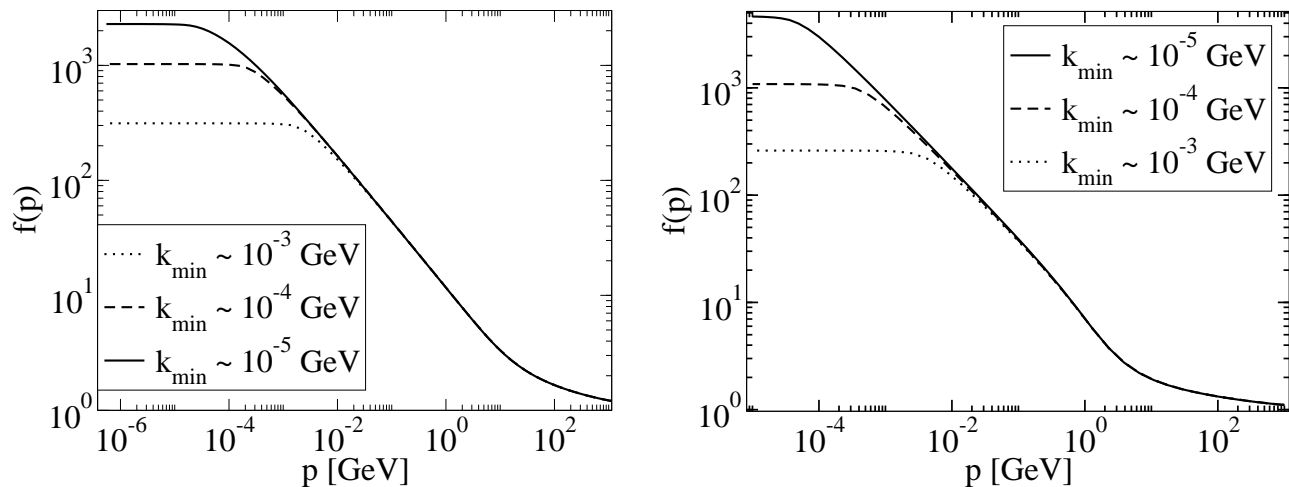


FIG. 4: The Coulomb form factor $f_k(p)$ as obtained from Eq. (29) for different minimal cutoffs $k = k_{\min}$, calculated with the propagators from the flow equations (14) (left) and the improved propagators (right).

- [3] D. Schutte, Phys. Rev. D **31**, 810 (1985).
 [4] P. Besting and D. Schutte, Phys. Rev. D **40**, 2692 (1989).
 [5] A. P. Szczepaniak and E. S. Swanson, Phys. Rev. D **65**, 025012 (2001), arXiv:hep-ph/0107078.
 [6] D. Zwanziger, Phys. Rev. D **70**, 094034 (2004), arXiv:hep-ph/0312254.
 [7] C. Feuchter and H. Reinhardt, arXiv:hep-th/0402106.
 [8] C. Feuchter and H. Reinhardt, Phys. Rev. D **70**, 105021 (2004), arXiv:hep-th/0408236.
 [9] H. Reinhardt and C. Feuchter, Phys. Rev. D **71**, 105002 (2005), arXiv:hep-th/0408237.
 [10] W. Schleifenbaum, M. Leder, and H. Reinhardt, Phys. Rev. D **73**, 125019 (2006), arXiv:hep-th/0605115.
 [11] D. Epple, H. Reinhardt, and W. Schleifenbaum, Phys. Rev. D **75**, 045011 (2007), arXiv:hep-th/0612241.
 [12] H. Reinhardt, Phys. Rev. Lett. **101**, 061602 (2008), arXiv:0803.0504 [hep-th].
 [13] V. N. Gribov, Nucl. Phys. **B139**, 1 (1978).
 [14] D. Zwanziger, Nucl. Phys. **B364**, 127 (1991).
 [15] D. Epple, H. Reinhardt, W. Schleifenbaum, and A. P. Szczepaniak, Phys. Rev. D **77**, 085007 (2008), arXiv:0712.3694 [hep-th].
 [16] C. S. Fischer and J. M. Pawłowski, Phys. Rev. D **75**, 025012 (2007), arXiv:hep-th/0609009.
 [17] C. S. Fischer and J. M. Pawłowski, Phys. Rev. D **80**, 025023 (2009), arXiv:0903.2193 [hep-th].
 [18] C. S. Fischer and D. Zwanziger, Phys. Rev. D **72**, 054005 (2005), arXiv:hep-ph/0504244.
 [19] P. Watson and H. Reinhardt, Phys. Rev. D **75**, 045021 (2007), arXiv:hep-th/0612114.
 [20] C. Lerche and L. von Smekal, Phys. Rev. D **65**, 125006 (2002), arXiv:hep-ph/0202194.
 [21] J. M. Pawłowski, D. F. Litim, S. Nedelko, and L. von Smekal, Phys. Rev. Lett. **93**, 152002 (2004), arXiv:hep-th/0312324.
 [22] A. R. Swift, Phys. Rev. D **38**, 668 (1988).
 [23] G. Burgio, M. Quandt, and H. Reinhardt, Phys. Rev. Lett. **102**, 032002 (2009), arXiv:0807.3291 [hep-lat].