

Binary population synthesis study on supersoft X-ray phase of single degenerate type Ia supernova progenitors

Xiang-Cun Meng¹ and Wu-Ming Yang^{1,2}

¹ School of Physics and Chemistry, Henan Polytechnic University, Jiaozuo, 454000, China;
xiangcunmeng@hotmail.com

² Department of Astronomy, Beijing Normal University, Beijing 100875, China

Abstract In the single degenerate (SD) scenario for type Ia supernovae (SNe Ia), a mass-accreting white dwarf is expected to experience a supersoft X-ray source (SSS) phase. However, some recent observations showed that the expected number of the mass-accreting WD is much lower than that predicted from theory, whatever in spiral or elliptical galaxies. In this paper, we did a binary population synthesis study on the relative duration of the SSS phase to their whole mass-increasing phase of WDs leading to SNe Ia. We found that for about 40% progenitor systems, the relative duration is shorter than 2% and the evolution of the mean relative duration shows that it is always smaller than 5%, whatever for young or old SNe Ia. In addition, before SNe Ia explosion, more than 55% progenitor systems are experiencing a dwarf novae phase, and only no more than 10% is staying SSS phase. These results are consistent with the recent observations, and imply that both in early- and late-type galaxies, only a small fraction of mass-accreting WD resulting SNe Ia contribute to the supersoft X-ray flux. So, although our results are not directly related to the X-ray output of SN Ia progenitor, the low supersoft X-ray luminosity observed in early type galaxies may have no ability to exclude the validity of SD model. On the contrary, it is evidence to support the SD scenario.

Key words: stars: white dwarfs - stars: supernovae: general

1 INTRODUCTION

Although Type Ia supernovae (SNe Ia) are very important in astrophysics, i.e. as standard candles to measure cosmological parameters (Riess et al. 1998; Perlmutter et al. 1999), the exact nature of their progenitors is still unclear (Hillebrandt & Niemeyer 2000; Leibundgut 2000; Parthasarathy et al. 2007). There is a consensus that SNe Ia result from the thermonuclear explosion of a carbon–oxygen white dwarf (CO WD) in a binary system (Hoyle & Fowler 1960). According to the nature of the companions of the mass accreting WDs, two basic scenarios for the progenitors of SN Ia have been discussed over the last three decades. One is the single degenerate (SD) model (Whelan & Iben 1973; Nomoto, Thielemann & Yokoi 1984), i.e. the companion is a main-sequence or a slightly evolved star (WD+MS), a red giant star (WD+RG) or a helium star (WD + He star) (Li & van den Heuvel 1997; Hachisu et al. 1999; Langer et al. 2000; Han & Podsiadlowski 2004; Chen & Li 2007; Meng, Chen & Han 2009; Lü et al. 2009; Wang et al. 2009; Meng & Yang 2010c; Wang, Li & Han 2010). The other is the double degenerate (DD) model, i.e. the companion is another CO WD (Iben & Tutukov 1984; Webbink 1984).

It is believed that the X-ray signature of these two possible scenarios is very different, i.e. no strong X-ray is expected from the DD scenario until shortly before SNe Ia explosion, while the mass-accreting

WDs may show the signatures of supersoft X-ray sources (SSSs) long before it explodes as SNe Ia. This provides a potential method to distinguish the SD and DD model. Recently, Gilfanov & Bogdán (2010) (hereafter GB10) obtained the 0.3-0.7 keV soft X-ray luminosity and the K-band luminosity of several early type galaxies. By comparing the detected X-ray luminosity with those predicted from the SNe Ia rate estimated from the K-band luminosity, they found that the observed X-ray flux from the early type galaxies is a factor of $\sim 30 - 50$ less than predicted from the SD accretion scenario, and then they concluded that no more than five percent of SNe Ia in early type galaxies can be produced by mass-accreting white dwarfs of the SD scenario. However, as noticed by Hachisu et al. (2010), the results of GB10 based on an assumption that all the accreting WDs are in the SSS phase lasting for about two million years before SNe Ia explosion. This assumption is rather simple and may overestimate the duration of SSS phase by a factor of 10. Hachisu et al. (2010) recalculated their symbiotic model and found that the results in GB10 strongly supports the SD scenario as a main contributor of SNe Ia in early type galaxies. Similar to GB10, Di Stefano (2010) also noticed that the predicted SSS number from SD model in spiral galaxies is also much larger than that from observations, which may imply that the duration of SSS phase from SD scenario is much shorter than the accreting time of WD, as presented in Hachisu et al. (2010). Actually, many works have referred to this problem, i.e. the duration of SSS phase for an accreting WD is very short (see Yungelson et al. 1996; Han & Podsiadlowski 2004; Meng, Chen & Han 2009; Meng & Yang 2010a). In Meng & Yang (2010a), they calculated a dense model grid including WD + MS and WD + RG systems, and the calculations obtained a very short duration of SSS phase for an accreting WD, i.e. the typical value is $1.5 - 4.5 \times 10^5$ years which is consistent with the calculation of Hachisu et al. (2010) (see figures 1 and 2 in Meng & Yang 2010a). In this paper, we want to use the calculations in Meng & Yang (2010a) to do a binary population synthesis study to check whether or not the SD model in Meng & Yang (2010a) may explain the discoveries of Di Stefano (2010) and GB10.

In section 2, we simply describe our method, and present the calculation results in section 3. In section 4, we show discussions and our main conclusions.

2 METHOD

Recently, Meng & Yang (2010a) constructed a comprehensive single degenerate progenitor model for SNe Ia. In the model, the mass-stripping effect of optically thick wind (Hachisu et al. 1996) and the effect of a thermally unstable disk were included (Hachisu et al. 2008; Xu & Li 2009). The prescription of Hachisu et al. (1999) on WDs accreting hydrogen-rich material from their companions was applied to calculate the WD mass growth. The optically thick wind and the material stripped-off by the wind were assumed to take away the specific angular momentum of the WD and its companion, respectively. In Meng & Yang (2010a), both WD + MS channel and WD + RG channel are considered, i.e. Roche lobe overflow (RLOF) begins at MS or RG stage. The Galactic birth rate of SNe Ia derived from that model is comparable with that from observations. In addition, that model may even explain some supernovae with low hydrogen mass in their explosion ejecta (Meng & Yang 2010b). In their calculations, the progenitor system may experience a wind (Case wind), a calm hydrogen-burning (Case Calm), a nova explosion (Case Nova) or a dwarf nova phase (Case DNova). If a system is undergoing a calm hydrogen-burning phase, it may show the properties of SSSs. Meng & Yang (2010a) calculated more than 1600 WD close binary evolutions and showed the initial parameter space leading to SNe Ia in an orbital period - secondary mass ($\log P_1, M_2^i$) plane. Their calculation is comprehensive, and the evolution details of all the models are obtained but not sorted for publishing. In this paper, we extract the evolutionary properties of the models from the data files of the calculations and incorporate them into the BPS code developed by Hurley et al. (2000, 2002) to obtain the relative duration of SSS phase to the whole mass-increasing time of WD leading to SNe Ia.

We simply describe the assumptions for mass accretion in Meng & Yang (2010a). In an initial binary system, the companion fills its Roche lobe at MS or during HG or RG, and mass transfer occurs. They assume that the transferred materials form a disk around the CO WD. If the mass-transfer rate is lower than a critical mass-transfer rate, the disk is thermal unstable and a dwarf nova is expected, otherwise the WD accretes the transferred material smoothly at a rate $\dot{M}_a = |\dot{M}_{tr}|$, where the critical mass-transfer

rate is a function of the orbital period of binary system:

$$\dot{M}_{c,\text{th}} = 4.3 \times 10^{-9} \left(\frac{P_{\text{orb}}}{4\text{hr}} \right)^{1.7} M_{\odot}\text{yr}^{-1}, \quad (1)$$

where P_{orb} is the orbital period unit in hour (Osaki 1996; van Paradus 1996). If the accretion rate of a CO WD, \dot{M}_a , is larger than a critical value, an optically thick wind occur (Hachisu et al. 1996), where the critical accretion rate is

$$\dot{M}_{c,\text{H}} = 5.3 \times 10^{-7} \frac{(1.7 - X)}{X} (M_{\text{WD}} - 0.4) M_{\odot}\text{yr}^{-1}, \quad (2)$$

where X is hydrogen mass fraction and M_{WD} is the mass of the accreting WD (mass is in M_{\odot} and mass-accretion rate is in $M_{\odot}\text{yr}^{-1}$, Hachisu et al. 1999). If \dot{M}_a is smaller than $\dot{M}_{c,\text{H}}$, but higher than $\frac{1}{2}\dot{M}_{c,\text{H}}$, the hydrogen-shell burning is steady, i.e. the system is experiencing a SSS phase. When \dot{M}_a is lower than $\frac{1}{2}\dot{M}_{c,\text{H}}$ but higher than $\frac{1}{8}\dot{M}_{c,\text{H}}$, a very weak shell flash is triggered and then a recurrent nova is expected. When \dot{M}_a is lower than $\frac{1}{8}\dot{M}_{c,\text{H}}$, the shell flash is so strong that no material is accumulated on to the surface of the CO WD¹.

We extract the evolutionary time of Case calm from all the binary system calculated in Meng & Yang (2010a) and found that the typical value for SSS phase is $1.5 - 4.5 \times 10^5$ years which is consistent with the calculation of Hachisu et al. (2010). Since Hachisu et al. (2010) have discussed it, we will focus on the relative duration of SSS phase to the whole mass-increasing time of CO WD until SNe Ia explosion, $t_{\text{SSS}}/t_{\text{SN}}$, i.e. the fraction of the time spent in the SSS phase. Please keep in mind that as observational X-ray output of a nuclear-burning WD nonlinearly increases with its mass, i.e. it depends on the evolutionary details of WD binary systems, the results obtained in this paper are not directly related to the X-ray output of SN Ia progenitor. However, the results here may partly reveal the X-ray nature of SN Ia progenitor at least.

To obtain the distribution of $t_{\text{SSS}}/t_{\text{SN}}$, we have performed a series detailed Monte Carlo simulations via Hurley's rapid binary evolution code (Hurley et al. 2000, 2002). In the simulations, if a binary system evolves to a WD + MS or WD + RG stage, and the system is located in the $(\log P^i, M_2^i)$ plane for SNe Ia at the onset of RLOF, we assume that a SN Ia is produced. $t_{\text{SSS}}/t_{\text{SN}}$ is then obtained by interpolation in the three-dimensional grid $(M_{\text{WD}}^i, M_2^i, \log P^i)$ of the more than 1600 close WD binary systems calculated in Meng & Yang (2010a). In the simulations, we follow the evolution of 10^7 sample binaries. The evolutionary channel is described in Meng & Yang (2010a). As in Meng & Yang (2010a), we adopted the following input for the simulations. (1) A single starburst or a constant star formation rate are assumed. (2) The initial mass function (IMF) of Miller & Scalo (1979) is adopted. (3) The mass-ratio distribution is taken to be constant. (4) The distribution of separations is taken to be constant in $\log a$ for wide binaries, where a is the orbital separation. (5) A circular orbit is assumed for all binaries. (6) The common envelope (CE) ejection efficiency α_{CE} , which denotes the fraction of the released orbital energy used to eject the CE, is set to 1.0 or 3.0. (See Meng & Yang 2010a for details).

3 RESULTS

3.1 the relative duration of SSS phase

In figure 1, we show the current-epoch-snapshot distribution of $t_{\text{SSS}}/t_{\text{SN}}$ for different α_{CE} , where a constant star formation rate is assumed. We can see from the figure that the distribution is similar to each other for different the α_{CE} . A remarkable feature in the figure is that it is about 40% of mass-accreting CO WDs for SNe Ia that spend less than 2% of their mass-increasing time on SSS phase. Actually, for most of these WDs, the relative duration of SSS phase is only about $10^{-3} - 10^{-4}$. No WD has a relative duration of SSS phase more than 30%, which means that if we assume that the WDs show the signatures of SSSs during their whole mass-increasing time until SNe Ia, the number of SSSs is at

¹ Actually, the mass of WD is reduced when a WD undergoes a nova explosion.

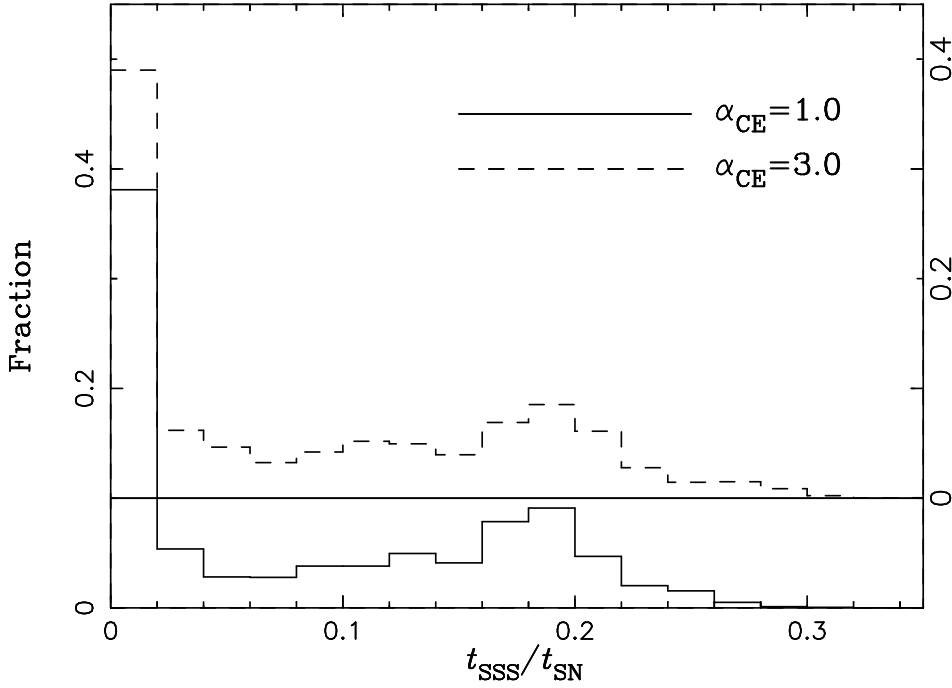


Fig. 1 Distribution of the relative duration of SSS phase to the whole mass-increasing time of CO WDs until SNe Ia explosion, $t_{\text{SSS}}/t_{\text{SN}}$, for constant star formation rate with different α_{CE} (solid line: $\alpha_{\text{CE}} = 1.0$; dashed line: $\alpha_{\text{CE}} = 3.0$). For $\alpha_{\text{CE}} = 3.0$, the line is up-moved by 0.1.

least overestimated by a factor of 3. In the distributions, there is a smaller bump between 0.16 and 0.2, which correspond to the systems with an initial WD mass of $0.6 \sim 0.8M_{\odot}$, or a primordial primary of $2.5 \sim 3.5M_{\odot}$ (see figure 2, Meng et al. 2008). In figure 2, we give the distributions of the relative duration of SSS phase and the initial WD mass for $\alpha_{\text{CE}} = 1.0$ (The distributions of $\alpha_{\text{CE}} = 3.0$ is similar to that of $\alpha_{\text{CE}} = 1.0$). From the figure, we can see that whatever the initial WD mass is, the low relative duration of SSS phase (less than 2%) is dominant.

To explore the contribution of the accreting WD on the soft X-ray flux of galaxies, a mean relative duration of SSS phase is necessary. Since the relative duration of SSS phase is covering two orders of magnitude, we use a geometric mean to denote their mean value. Figure 3 show the evolution of the mean relative duration of SSS phase for a single star burst. It is amazing that the mean relative duration is always smaller than 5% from $\sim 10^8 - 10^{10}$ yrs, which may imply that even in spiral galaxies, only a small fraction of the mass-accreting WDs leading to SNe Ia contribute to supersoft X-ray flux.

3.2 class

In the calculations of Meng & Yang (2010a), the SNe Ia may explode at wind, SSS, recurrent nova and dwarf nova phase. In figure 4, we show the relative importance of wind, SSS, nova and dwarf nova at SNe Ia explosion. We can see from the figure that more than 55% progenitor systems show the properties of dwarf nova before SNe Ia, and about 30% are recurrent novae. Only no more than 10% progenitor systems are experiencing the SSS phase. There are about 2% -10% (depending on α_{CE}) SNe Ia exploding at wind phase. These SNe Ia may show the properties of 2006X-like SNe Ia (see Meng, Yang & Geng 2010). Then, even before SNe Ia explosion, SSS is still not a dominant state.

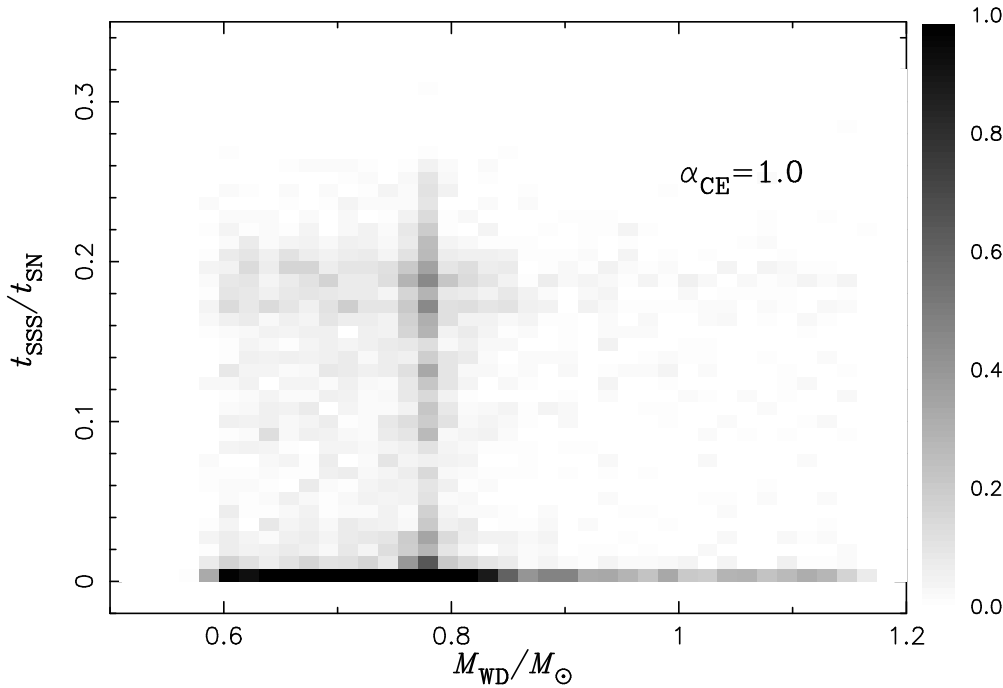


Fig. 2 Distribution of the relative duration of SSS phase and initial WD mass with $\alpha_{\text{CE}} = 1.0$.

Figure 5 gives the evolution of the fraction of SNe Ia exploding at wind, SSS, recurrent nova and dwarf nova phase for a single starburst. Here, we only present the case of $\alpha_{\text{CE}} = 1.0$ since the case of $\alpha_{\text{CE}} = 3.0$ is similar. We can see from the figure, when age is longer than 2 Gyr, there is no SNe Ia exploding at SSS phase and almost all SNe Ia exploding at dwarf nova phase. Considering that supersoft X-ray radiating from dwarf nova is rare (see discussions in Hachisu et al. 2010), the discovery by GB10, i.e. the supersoft X-ray flux is very low in early type galaxies, is a natural result.

4 DISCUSSION AND CONCLUSIONS

In this paper, we give the distribution of the relative duration of SSS phase and the evolution of the distribution. Our results show that the duration of the SSS phase for accreting WDs is very short compared with their mass-increasing time. This result implies that if we assume that WDs radiate supersoft X-ray during their whole mass-increasing phase, the number of SSS should be overestimated significantly. The statement in GB10 that no more than 5% of SNe Ia in early type galaxies can be produced by mass-accreting white dwarfs of the SD scenario is just based on this simple assumption. Our BPS study shows that the mean relative duration of SSS phase is always smaller than 5% for SNe Ia with both short- and long-delay time, which is consistent with the discoveries of GB10 and Di Stefano (2010). Our results mean that in spiral or elliptical galaxies, the fraction of mass-accreting WD contributing to supersoft X-ray is very small, as suspected by Di Stefano (2010). So, the discoveries of GB10 and Di Stefano (2010) could be evidence to support the SD scenario as SNe Ia progenitor model, and then we can not use the low supersoft X-ray luminosity of galaxies or the low number of mass-accreting WD showing supersoft X-ray signal in elliptical galaxies to exclude the validity of SD model.

In addition, please keep in mind that there is another uncertainty in GB10 that they assume all the supersoft X-ray come from the mass accreting WDs which will explode as SNe Ia finally. Actually, the SSS at $t = 10^{10}$ yr are most likely not the progenitor of SNe Ia, whatever in spiral or elliptical

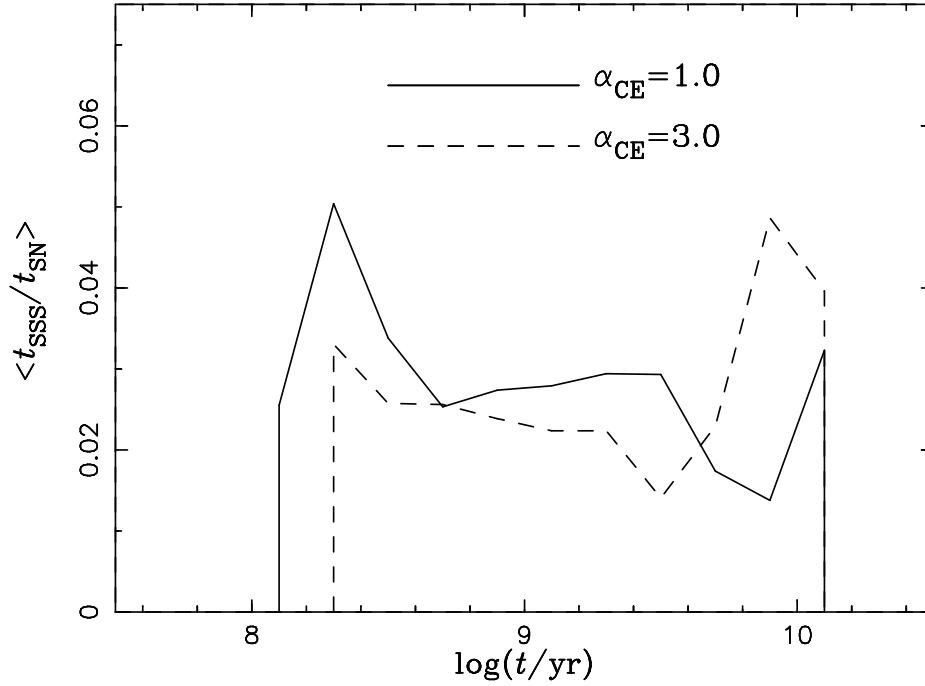


Fig. 3 Evolution of the mean relative duration of SSS phase to the whole mass-increasing time of CO WD until SNe Ia explosion for a single starburst with different α_{CE} (solid line: $\alpha_{\text{CE}} = 1.0$; dashed line: $\alpha_{\text{CE}} = 3.0$).

galaxies (Yungelson 2010). For example, some progenitor systems may experience a SSS phase, but nova explosion prevents them from becoming SNe Ia finally (see the figures 3 and 4 in Meng & Yang (2010a)). Then, the contribution of mass-accreting WDs resulting in SNe Ia to supersoft X-ray flux may be smaller than those shown in this paper, as discussed in Hachisu et al. (2010).

However, there are some uncertainties for our results in this paper. Firstly, as well known, a WD radius decreases as its mass increases. Correspondingly, at the same accretion rate \dot{M} and luminosity, less massive WD would have lower temperature, and then more soft X-ray (van den Heuvel 1992). Calculation shows that WDs less massive than about $1 M_{\odot}$ do not contribute to the statistics of SSS (Di Stefano 2010). The soft X-ray emission from galaxies is dominated by the emission from most massive WDs (maybe close to Chandrasekhar mass limit because of the special X-ray band, i.e. 0.3-0.7 keV in Gilfanov & Bogdán 2010). For the reason above, the total luminosity of SN Ia progenitors not only simply scales with the duration of the super-soft phase but also depends on the details of their evolutionary tracks. Since the most of SSSs happen when WD masses are around $1.2 - 1.3 M_{\odot}$ (see Meng & Yang 2010a), it should be taken as an upper limit of the real cases for the number of SSSs deduced from the results in this paper. Then, this uncertainty can not change our basic conclusion, i.e. GB10 overestimates the number of SSSs.

Secondary, a part of accreting ONeMg WDs may also contribute to the soft X-ray and their contribution was not considered here, which may make us to underestimate the number of SSSs. Fortunately, the number of ONeMg WDs must be much smaller than that of the CO WDs considered here because of initial mass function. So, the basic conclusions in this paper are still hold.

Thirdly, in this paper, we consider a new possible mechanisms to SNe Ia, i.e. dwarf nova, which is from a disk instability (Osaki 1996; van Paradus 1996). For a low amount of accreted materials during an outburst, the accreted matter may simply accumulate onto the WD but remains unburnt. After a few

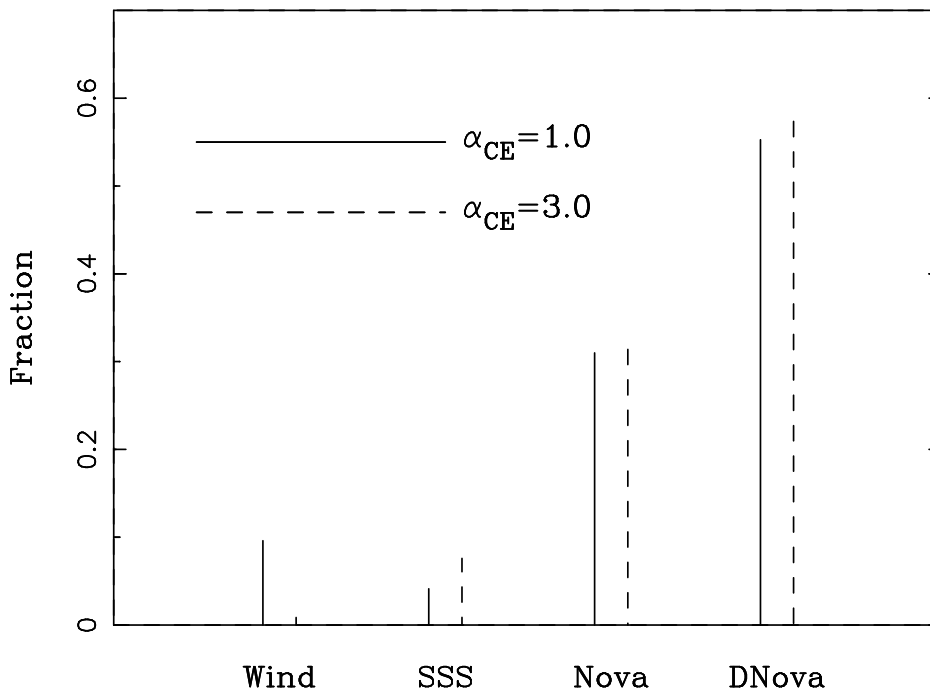


Fig. 4 The relative importance of wind, SSS, nova and dwarf nova at SNe Ia explosion for a constant star formation rate with different α_{CE} (solid line: $\alpha_{\text{CE}} = 1.0$; dashed line: $\alpha_{\text{CE}} = 3.0$).

tens of disk instabilities, the accreted materials finally reaches a critical mass which may result in a shell flash. This could be nothing else but a classical (or recurrent) nova (see also Hachisu et al. 2010). This scenario was upheld by observations (Wils et al. 2010). However, its SSS duration is too short to be compared with the steady SSS duration (Hachisu et al. 2010). Then, our result, i.e. the dwarf nova is the dominant progenitors for old SNe Ia, may imply that the total luminosity of SSSs in early type galaxies would be much smaller than that predicted by GB10, which is consistent with the observation of GB10. In addition, I have to remind the reader that Gilfanov & Bogdán (2011) recently argued that WD with unstable nuclear burning, i.e. classical/recurrent nova, may not be the main class of SN Ia progenitor in early type galaxies because they would be producing too many recurrent nova outbursts inconsistent with classical nova statistic in nearby galaxies, i.e. the observational rate of classical nova with decay time shorter than 20 days is overestimated by a factor of 45-75. This inconsistency seems to be another evidence against the validity of SD scenario in early type galaxies. Actually, in this paper, the dwarf nova is the dominant one for the progenitor of SNe Ia in early type galaxies based on the calculation of Meng & Yang (2010a). In Meng & Yang (2010a), the duty cycle for dwarf nova is set to be 0.01 (typical range is from 0.1 to a few 10^{-3}), which means that if the dwarf nova is a possible channel for SNe Ia in early type galaxies, the estimated rate of classical nova in Gilfanov & Bogdán (2011) could be overestimated by a factor of 100 (typical range is from 10 to several 10^2). Considering that there are still some recurrent nova contributing to SNe Ia in early type galaxies, the overestimated factor of 45-75 by Gilfanov & Bogdán (2011) could be a natural results and should also not be a key against the SD channel in early type galaxies.

Finally, some mass-accreting WDs may not explodes as SNe Ia and the contribution of these WDs to soft X-ray luminosity was not considered in this paper. However, parameter space for these WDs is much smaller than those exploding as SNe Ia (Meng & Yang 2010a). Furthermore, the relative duration

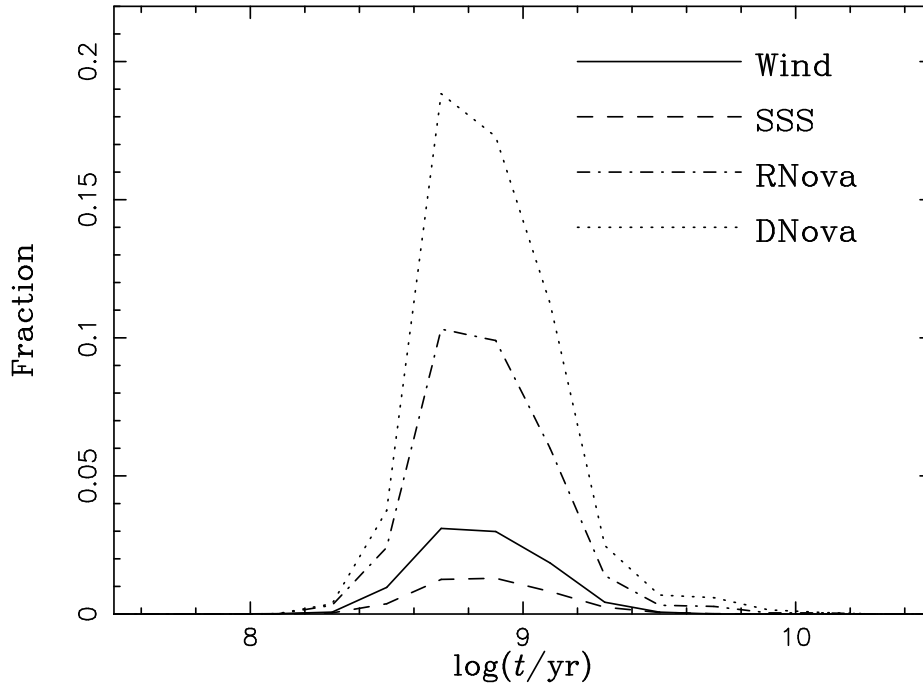


Fig. 5 Evolution of the fraction of wind, SSS, recurrent nova and dwarf nova at SNe Ia explosion for a single starburst with $\alpha_{CE} = 1.0$.

of SSS phase for these WDs is much smaller than those exploding as SNe Ia. So, the missing WDs may not significantly affect our discussions in this paper.

Acknowledgements This work was partly supported by Natural Science Foundation of China under grant no. 11003003 and the Project of the Fundamental and Frontier Research of Henan Province (102300410223), the Project of Science and Technology from the Ministry of Education (211102) and the China Postdoctoral Science Foundation funded project 20100480222.

References

- Chen W., Li X., 2007, *ApJ*, 658, L51
 Di Stefano R., 2010, *ApJ*, 712, 728
 Gilfanov M. & Bogdán A., 2010, *Nature*, 463, 924(GB10)
 Gilfanov M. & Bogdán A., 2011, arXiv: 1103.3659
 Hachisu I., Kato M., Nomoto, K., *ApJ*, 1996, 470, L97
 Hachisu I., Kato M., Nomoto K., Umeda H., 1999, *ApJ*, 519, 314
 Hachisu I., Kato M., Nomoto K., 2008, *ApJ*, 679, 1390
 Hachisu I., Kato M., Nomoto K., 2010, *ApJL*, 724, L212
 Han Z., Podsiadlowski Ph., 2004, *MNRAS*, 350, 1301
 Hillebrandt W., Niemeyer J.C., 2000, *ARA&A*, 38, 191
 Hurley J.R., Pols O.R., Tout C.A., 2000, *MNRAS*, 315, 543
 Hurley J.R., Tout C.A., Pols O.R., 2002, *MNRAS*, 329, 897
 Hoyle F. & Fowler W.A., 1960, *ApJ*, 132, 565
 Iben I., Tutukov A.V., 1984, *ApJS*, 54, 335
 Langer N., Deutschmann A., Wellstein S. et al., 2000, *A&A*, 362, 1046

- Leibundgut B., 2000, *A&ARv*, 10, 179
- Li X.D., van den Heuvel E.P.J., 1997, *A&A*, 322, L9
- Lü G., Zhu C. Wang Z., Wang N., 2009, *MNRAS*, 396, 1086
- Meng X., Chen X., Han Z., 2008, *A&A*, 487, 625
- Meng X., Chen X., Han Z., 2009, *MNRAS*, 395, 2103
- Meng X., Yang W., Geng X., 2010, *NewA*, 15, 343
- Meng X., Yang W., 2010a, *ApJ*, 710, 1310
- Meng X., Yang W., 2010b, *A&A*, 516, A47
- Meng X., & Yang W., 2010c, *MNRAS*, 401, 1118
- Miller G.E., Scalo J.M., 1979, *ApJS*, 41, 513
- Nomoto K., Thielemann F-K., Yokoi K., 1984, *ApJ*, 286, 644
- Osaki Y., 1996, *PASP*, 108, 39
- Parthasarathy M., Branch D., Jeffery D.J., Baron E., 2007, *NewAR*, 51, 524
- Perlmutter S. et al., 1999, *ApJ*, 517, 565
- Riess A. et al., 1998, *AJ*, 116, 1009
- van den Heuvel E.P.J., Bhattacharya D., Nomoto K., Rappaport S.A., 1992, *A&A*, 262, 97
- van Paradus J., 1996, *ApJ*, 464, L139
- Wang B., Meng X., Chen X., Han Z., 2009, *MNRAS*, 395, 847
- Wang B., Li X., Han Z., 2010, *MNRAS*, 401, 2729
- Webbink R.F., 1984, *ApJ*, 277, 355
- Whelan J., Iben, I., 1973, *ApJ*, 186, 1007
- Wils P., Gänsicke B. T., Drake A.J., Southworth J., 2010, *MNRAS*, 402, 436
- Xu X. & Li X., 2009, *A&A*, 495, 243
- Yungelson L., Livio M., Truran J.W. et al., 1996, *ApJ*, 466, 890
- Yungelson L., 2010, *AstL*, 36, 780