

DESY 11-062
DO-TH 11/11
SFB/PPP-11-18
LPN-11-17
April 2011

arXiv:1104.2747v1 [hep-ex] 14 Apr 2011

New Exclusion Limits for Dark Gauge Forces from Beam-Dump Data

Johannes Blümlein¹ and Jürgen Brunner^{1,2}

¹ *Deutsches Elektronen-Synchrotron, DESY,
Platanenallee 6, D-15738 Zeuthen, Germany*

² *CPPM, Aix-Marseille Université, CNRS/IN2P3, Marseille, France*

Abstract

We re-analyze proton beam dump data taken at the U70 accelerator at IHEP Serpukhov with the ν -calorimeter I experiment in 1989 to set mass-coupling limits for dark gauge forces. The corresponding data have been used for axion and light Higgs particle searches in Refs. [1,2] before. We determine new mass and coupling exclusion bounds for dark gauge bosons.

1 Introduction

Long range forces based on a $U(1)$ gauge symmetry beyond those of the $SU(3)_c \times SU(2)_L \times U(1)_Y$ Standard Model may exist yet unnoticed if their coupling to ordinary matter is very weak [3]. Symmetries of this kind are discussed in various extensions of the Standard Model, see the surveys [4–6]. A new $U(1)$ gauge boson γ' with masses $m_{\gamma'}$ in the MeV–GeV range extends the Lagrangian of the Standard Model \mathcal{L}_{SM} to [4, 7]

$$\mathcal{L} = \mathcal{L}_{\text{SM}} - \frac{1}{4}X_{\mu\nu}X^{\mu\nu} + \frac{\epsilon}{2}X_{\mu\nu}F^{\mu\nu} + e_\psi\epsilon\bar{\psi}\gamma_\mu\psi X^\mu + \frac{m_{\gamma'}^2}{2}X_\mu X^\mu. \quad (1)$$

Here X^μ denotes the new vector potential and $X^{\mu\nu} = \partial^\mu X^\nu - \partial^\nu X^\mu$ the corresponding field strength tensor, with $F^{\mu\nu}$ the $U(1)_Y$ field strength tensor. The mixing of the new $U(1)$ and $U(1)_Y$ of the Standard Model is induced by loops of heavy particles coupling to both fields [3, 6]. The field X_μ is assumed to couple minimally to all charged Standard Model fermions ψ , with effective charge $e_\psi\epsilon$, where e_ψ is the fermionic charge under $U(1)_Y$. For the generation of the mass term we assume the Stueckelberg formalism [8], as an example. Possible other mechanisms consist in technicolor or spontaneous symmetry breaking. The latter ones would lead to more terms in (1). The parameter ϵ denotes the mixing parameter of the two $U(1)$ groups and may take values in the range $\epsilon \sim 10^{-23} - 10^{-2}$, depending on the respective model, cf. [4].

Dark $U(1)$ gauge forces contribute to the anomalous magnetic moments of the electron and muon. Potential signals may be measured from $\Upsilon(3S)$ decays. The γ' particles may be created in electron- and proton beam dumps. So far signals of these particles have not been detected leading to various exclusion bounds in the $m_{\gamma'} - \epsilon$ plane in the range of $\epsilon \in [5 \times 10^{-9}, 10^{-2}]$ and a series of mass regions in $m_{\gamma'} \in [2 m_e, 3 \text{ GeV}]$, cf. e.g. Refs. [4–6] and [9].

In the present note we derive new exclusion bounds on dark γ' bosons using proton beam dump data at $p \sim 70 \text{ GeV}$. These data have been used in the in axion [10] and light Higgs boson searches, cf. [1, 2, 11] in the past. We first describe the production process and the experimental facility, and then derive new mass and coupling bounds.

2 The Production Process

The abundant production of π^0 mesons in proton beam dumps leads to a production rate of γ'

$$\sigma(pp \rightarrow \gamma' X) = 2\epsilon^2 \left(1 - \frac{m_{\gamma'}^2}{m_{\pi^0}^2}\right)^3 \text{Br}(\pi^0 \rightarrow \gamma\gamma)\sigma(pp \rightarrow \pi^0 X), \quad (2)$$

through $\pi^0 \rightarrow \hat{\gamma}\hat{\gamma}$, with the mixture $\hat{\gamma} = (\gamma + \epsilon\gamma')/(1 + \epsilon)$ and $\text{Br}(\pi^0 \rightarrow \gamma\gamma) = 0.98823 \pm 0.00034$ [12], neglecting contributions in higher powers of ϵ . Here the phase space factor of the 2-particle decay has been accounted for [13]. The mass range of the produced γ' is limited by $m_{\gamma'} < m_{\pi^0} = 134.976 \text{ MeV}$ [12]. In principle this range may be expanded to higher meson decay thresholds including η, ρ^\pm, ω , and η' production, since the decay spectra of these particles contain a large fraction of photons, see also [7, 14]. However, one has to know the corresponding differential meson production spectra for pp resp. pA scattering in detail, which to our knowledge have not been measured in the energy region under consideration.

We consider the collision process $pFe \rightarrow \pi^0 X$ at a momentum of the incoming proton of $p = 68.6 \text{ GeV}$. The differential scattering cross sections for the reactions $pp \rightarrow \pi^\pm X$ for values of $p_\perp \lesssim 1 \text{ GeV}$ were measured [15]. One may use the representation

$$E \frac{d^2\sigma(pp \rightarrow \pi^0 X)}{dx_F dp_\perp^2} = \frac{1}{2} \left[E \frac{d^2\sigma(pp \rightarrow \pi^+ X)}{dx_F dp_\perp^2} + E \frac{d^2\sigma(pp \rightarrow \pi^- X)}{dx_F dp_\perp^2} \right] \quad (3)$$

for the invariant cross sections. The differential cross sections were parameterized by

$$E \frac{d^2\sigma(pp \rightarrow \pi^\pm X)}{dx_F dp_\perp^2} = A_\pm \exp(B_\pm |x_F| + C_\pm x_F^2) \exp(D_\pm p_\perp + E_\pm p_\perp^2) \quad (4)$$

in [15]. Here $x_F = p_L/p_L^{\max}$ denotes Feynman- x and p_\perp the transverse momentum. The normalizations obey $A_+/A_- = 2.16 \pm 0.24$ and the other parameters are

	+	-
B	-5.21 ± 1.03	-9.51 ± 0.21
C	-1.80 ± 2.62	$+2.14 \pm 1.74$
D	-1.80 ± 0.31	-1.22 ± 0.38
E	-4.26 ± 0.48	-4.44 ± 0.58

Here we refer for the p_\perp distribution to the values of $\langle p_\perp \rangle = 0.2$ GeV. The resulting distributions in p_\perp^2 and x_F are shown in Figures 1,2.

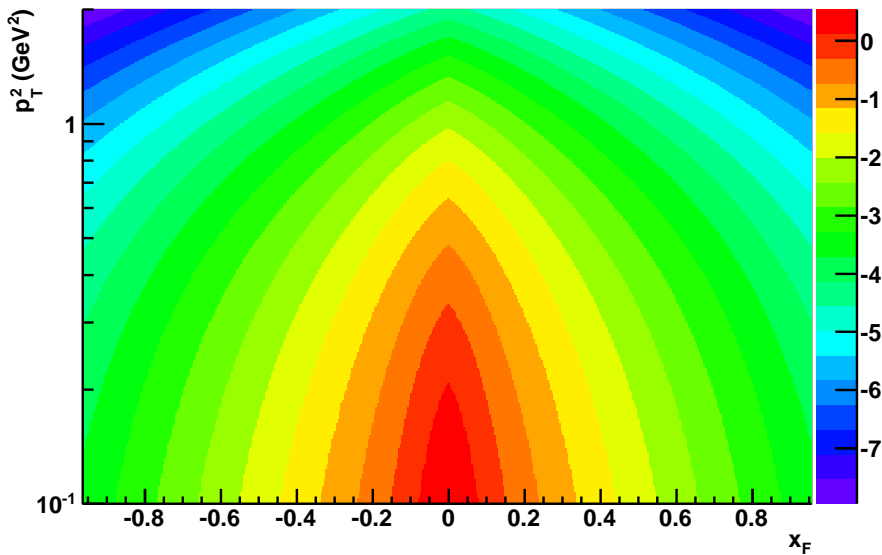


Figure 1: p_\perp^2 vs. x_F distribution of the π^0 production spectrum in pFe collisions at $p = 68.6$ GeV. The color scale is in \log_{10} .

The actual beam dump experiment used an iron target. The inclusive iron-proton cross section is related to the proton-proton cross section from (2) by

$$\sigma(pFe \rightarrow \pi^0 X) = A^{\alpha(x_F)} \sigma(pp \rightarrow \pi^0 X) , \quad (5)$$

with $A = 56$. The $A^{\alpha(x_F)}$ dependence of the π^0 -production cross section on nuclei as of iron can be parameterized by

$$\langle \alpha(x_F) \rangle \simeq 0.55 , \quad (6)$$

based on the compilation given in [16]. The inclusive cross section at 69 GeV was measured with [17]

$$\sigma(pp \rightarrow \pi^0 X) = 74 \pm 1.0 \text{ mb} . \quad (7)$$

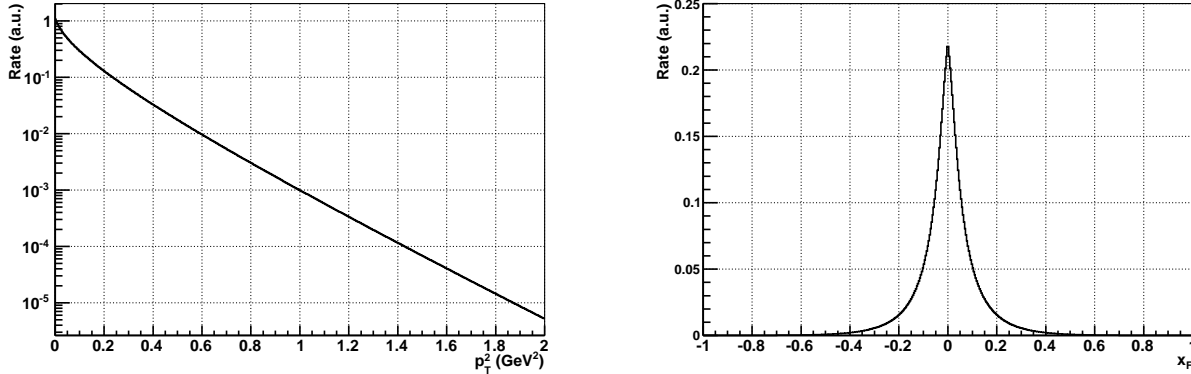


Figure 2: The p_{\perp}^2 and x_F distribution of the π^0 production spectrum in pFe collisions at $p = 68.6$ GeV.

We generate the γ' particle production in the pp center-of-momentum system and boost to the laboratory system then. We investigate the mass range of γ' particles above the 2-electron threshold of 1.022 MeV up to m_{π^0} . A cut $(p_{\perp}/p_L)_{\text{lab}} < \tan(\Theta_{\text{max}})$ is applied to ensure that the produced particle reaches the fiducial volume of the detector (see below). The effect of this cut is illustrated in Figure 3 which shows the fraction of particles which pass the fiducial volume cut with respect to all produced particles per energy bin. Results for π^0 are given as well as for γ' of various masses. The kinematic factor $(1 - m_{\gamma'}^2/m_{\pi^0}^2)^3$ from (2) is included for the γ' .

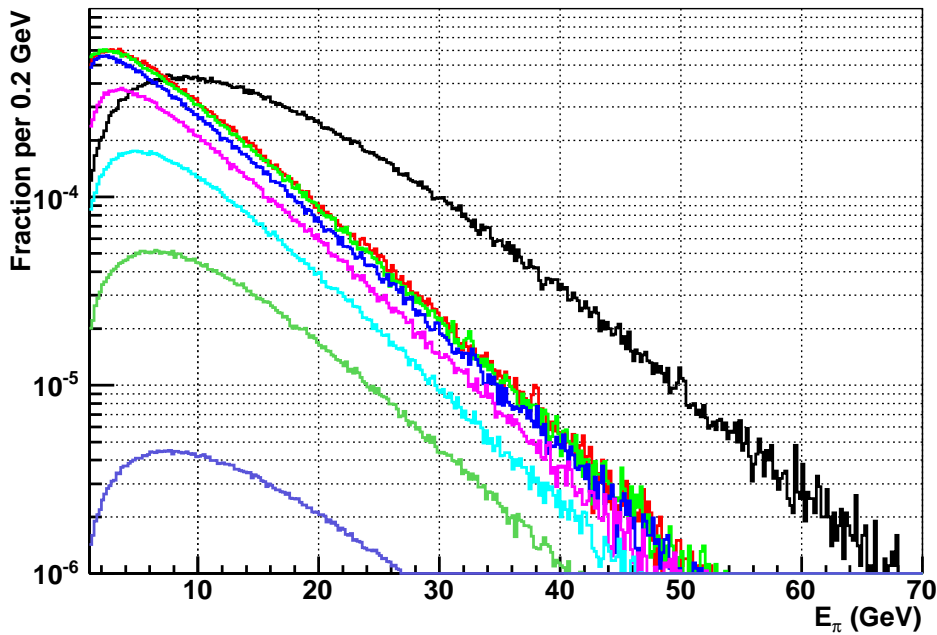


Figure 3: Fraction of produced γ' particles which reach the detector as function of their energy in the laboratory frame. Colors: γ' with masses between 0 and 120 MeV in steps of 20 MeV (from top to bottom). The black line shows the corresponding π^0 for comparison.

The only relevant decay channel in the considered mass range is $\gamma' \rightarrow e^+e^-$. The inverse live time of the γ' particle is then given by [7]

$$\tau(\gamma')^{-1} = \frac{1}{3}\alpha_{QED}m_{\gamma'}\epsilon^2\sqrt{1 - \frac{4m_e^2}{m_{\gamma'}^2}}\left(1 + \frac{2m_e^2}{m_{\gamma'}^2}\right). \quad (8)$$

Potential electron-pairs from γ' decay manifest as electromagnetic showers in the detector used. The mass and coupling limits on the γ' bosons given below are derived from the observed rate of these showers over the background, cf. [1].

3 The Experimental Setup and Data Taking

The beam dump experiment was carried out at the U70 accelerator at IHEP Serpukhov during a three months exposure in 1989. Data have been taken with the ν -CAL I experiment, a neutrino detector. All technical details of this experiment have been described in [1] and a detailed description of the detector was given in [18]. Here we only summarize the key numbers which are crucial for the present analysis.

The target part of the detector is used as a fiducial volume to detect the decays of the γ' . It has a modular structure and consists of 36 identical modules along the beam direction. Each of the modules is composed of a 5 cm thick aluminum plate and a pair of drift chambers to allow for three dimensional tracking of charged particles.

For the beam dump experiment a fiducial volume of 30 modules with a total length of $l = 23$ m is chosen, starting with the fourth module at a distance of $l_{\text{dump}} = 64$ m down-stream of the beam dump. The lateral extension of the fiducial volume is 2.6×2.6 m². In the following we use conservatively a slightly smaller fiducial volume, defined as a cone pointing to the beam dump with a ground circle of 2.6 m in diameter at the end of the fiducial volume, i.e. at a distance of 87 m from the dump. This leads to the following simple fiducial volume cut:

$$(p_{\perp}/p_L)_{\text{lab}} < 1.3/87 = 0.015. \quad (9)$$

For particles which traverse the fiducial volume, the decay probability w_{dec} for decays $\gamma' \rightarrow e^+e^-$ is then given by

$$w_{\text{dec}} = \exp\left[-\frac{l_{\text{dump}}}{c\tau(\gamma')}\frac{m_{\gamma'}}{p}\right]\left[1 - \exp\left(\frac{l}{c\tau(\gamma')}\frac{m_{\gamma'}}{p}\right)\right], \quad (10)$$

with c the velocity of light, $m_{\gamma'}$ and p are the mass and momentum of the γ' .

During the three months exposure time in 1989 1.71×10^{18} protons on target had been accumulated [1]. The signature of event candidates from $\gamma' \rightarrow e^+e^-$ is a single electromagnetic shower in beam direction. This signature is identical to the one from the axion or light Higgs particle decay search which was performed in [1]. For energy deposits above 3 GeV in the detector the reconstruction code can distinguish electromagnetic from hadronic showers very well. Therefore the following final cuts for the selection of isolated electromagnetic showers had been chosen [1]:

- A minimal electromagnetic shower energy of $E_{\text{elm}} > 3$ GeV;
- A maximal hadronic shower energy of $E_{\text{had}} < 1.5$ GeV;
- A maximal angle with respect to the beam direction of $\Theta_{\text{elm}} < 0.05$ rad.

From the total data sample of 3880 reconstructed events, 5 pass these cuts. Background estimates from the simulation of ν_μ and ν_e interactions in the detector account for 3.5 events. The Poisson probability to observe 5 or less events for an expectation of 3.5 events is 86%. Data are therefore compatible with the simulated background from conventional neutrino interactions.

4 Search for decays $\gamma' \rightarrow e^+e^-$

Signals from $\gamma' \rightarrow e^+e^-$ decays pass the cuts mentioned above with an energy independent efficiency of $\varepsilon = 70\%$ if the true energy of the decaying particle is above 3 GeV. The total number of expected signal events can therefore be calculated as

$$N_{\text{sig}} = N_{\text{tot}} \times \frac{\sigma(pFe \rightarrow \gamma' X)_{\text{forward}}}{\sigma(pp \rightarrow X)} \times w_{\text{dec}} \times \varepsilon, \quad (11)$$

with N_{tot} the total number of protons on target during the exposure time. The index ‘forward’ indicates the application of the fiducial volume cut. The dependence of N_{sig} on $m_{\gamma'}$ and ε is shown in Figure 4.

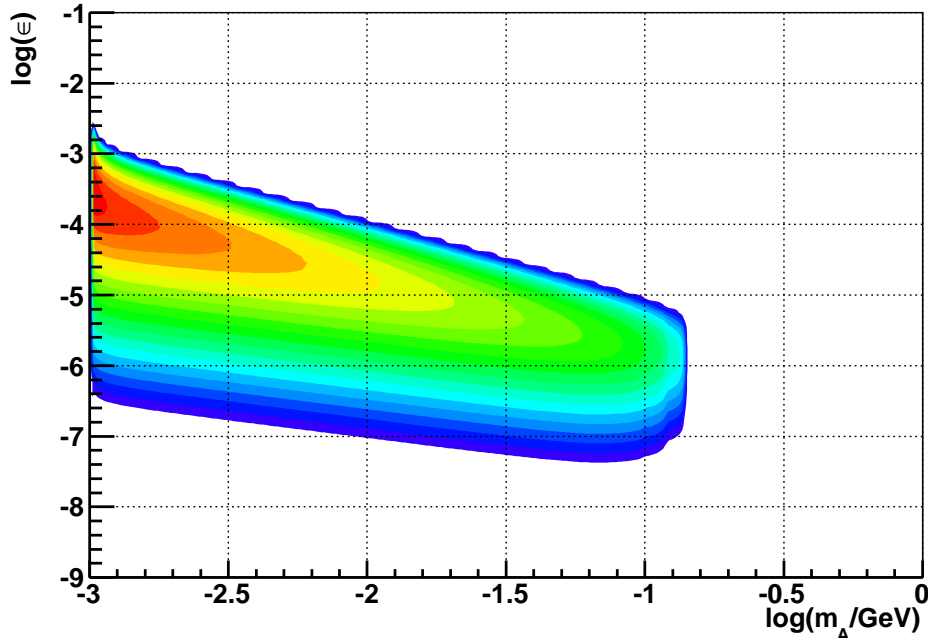


Figure 4: Detected γ' events. Color scale in \log_{10} from 10^8 events (red) to one event (dark blue).

For $m_{\gamma'} \approx 2$ MeV and $\varepsilon \approx 2 \cdot 10^{-4}$ the decay probability reaches its maximum of 11% and more than 10^8 signal events would be expected in the detector. For larger ε the decay length decreases exponentially and at some point all γ' particles decay before reaching the detector. For smaller values of ε the decay length increases. At $\varepsilon < 10^{-6}$ most of the particles pass the detector without decaying. For even smaller values of ε the event rate of both production and decay probability decrease proportional to ε^2 . The dependence of the iso-event number lines on $m_{\gamma'}$ is governed by the boost factor $p/m_{\gamma'}$. The sensitivity is kinematics limited to values $m_{\gamma'} < m_{\pi^0}$.

For 10.6 expected events the Poisson probability to observe 5 or less events is less than 5%. With a background expectation of 3.5 events we can therefore exclude a signal contribution of

7.1 events at 95% C.L. The corresponding exclusion region is shown as the red line in comparison with limits from other experiments in Figure 5, see also [4, 6, 7].

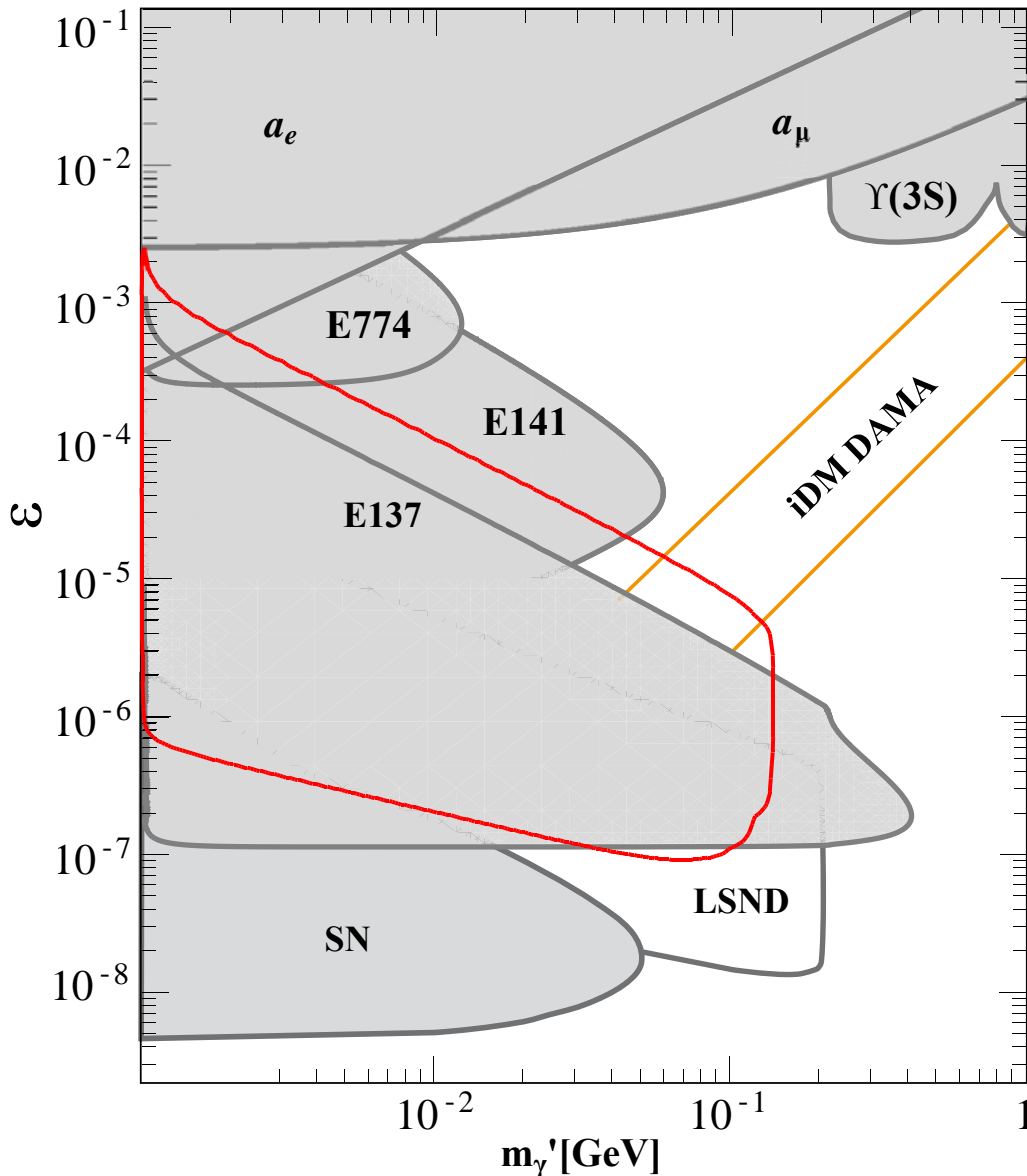


Figure 5: Comparison of the present exclusion bounds (red line) with other limits from the measurement of the anomalous magnetic moments a_e and a_μ [19], $\Upsilon(3S)$ decay [20], the beam dump experiments E137, E141, E774 [21–23], and supernovae cooling [4, 24]. We indicate the prospects for LSND [7, 25] (open grey-bounded area), and the DAMA/LIBRA region (open orange bounded area) [26]. The limits for $\epsilon > 10^{-7}$ have been taken from Ref. [6].

At large values of ϵ studies of the anomalous magnetic moments of the muon and electron [19] and of rare decays of heavy mesons [20] put stringent limits. For $10^{-3} < \epsilon < 10^{-7}$ beam dump experiments [21–23] give the best sensitivity. For even smaller values of ϵ limits can be derived by studying the dynamics of supernovae cooling [24]. For completeness, the prospects for the sensitivity of a reanalysis of LSND data [25] is also shown, as proposed in [7].

The present analysis is sensitive to the region $10^{-3} < \epsilon < 10^{-7}$ and the exclusion region largely overlaps with the one from E137. However, we are sensitive to larger values of ϵ for the

same values of $m_{\gamma'}$. In particular, a new region around $\epsilon \approx 10^{-5}$ and $m_{\gamma'} \approx 50$ MeV is explored here. This region is part of a band (shown in orange) which correlates ϵ and $m_{\gamma'}$ within certain supersymmetric theories [27]. Within these models heavy dark matter candidate particles pick up an $U(1)'$ charge and can scatter elastically through γ' exchange. This would allow to explain the annual modulation of the DAMA/LIBRA experiment [26]. For a more extensive discussion, see [4].

5 Conclusions

We have re-analyzed proton beam dump data taken at the U70 accelerator at IHEP Serpukhov with the ν -calorimeter I experiment in 1989 to set mass and coupling limits for dark gauge forces, searching for electromagnetic signatures according to the decay $\gamma' \rightarrow e^+e^-$. The analysis extends the region excluded by former experiments in the mass region $m_{\gamma'} \in [0.03 \text{ GeV}, m_{\pi_0}]$ towards larger values in the mixing parameter $\epsilon \in [2 \times 10^{-6}, 2 \times 10^{-5}]$. A lower part of the anticipated DAMA/LIBRA region is excluded. At lower values of $\epsilon \approx 10^{-7}$ a smaller region of masses in the range $m_{\gamma'} \in [0.03, 0.1] \text{ GeV}$ is excluded beyond the bounds given by E137 [21]. In future experiments signals from dark gauge forces will be searched for in the yet unexplored regions shown in Figure 5, see e.g. Ref. [6] for proposals.

Acknowledgment. We would like to thank our former colleagues of the ν -Cal I experiment for collaboration during the time 1983–1990. For discussions we thank M. Walter and A. Ringwald. This paper has been supported in part by DFG Sonderforschungsbereich Transregio 9, Computergestützte Theoretische Teilchenphysik and EU Network LHCPHENOnet PITN-GA-2010-264564.

References

- [1] J. Blümlein, J. Brunner, H. J. Grabosch, P. Lanius, S. Nowak, C. Rethfeldt, H. E. Ryseck, M. Walter *et al.*, Z. Phys. **C51** (1991) 341.
- [2] J. Blümlein, J. Brunner, H. J. Grabosch, P. Lanius, S. Nowak, C. Rethfeldt, H. E. Ryseck, M. Walter *et al.*, Int. J. Mod. Phys. **A7** (1992) 3835.
- [3] B. Holdom, Phys. Lett. **B166** (1986) 196.
- [4] J. D. Bjorken, R. Essig, P. Schuster, N. Toro, Phys. Rev. **D80** (2009) 075018, [arXiv:0906.0580 [hep-ph]].
- [5] J. Redondo, A. Ringwald, [arXiv:1011.3741 [hep-ph]].
- [6] S. Andreas, A. Ringwald, [arXiv:1008.4519 [hep-ph]].
- [7] R. Essig, R. Harnik, J. Kaplan, N. Toro, Phys. Rev. **D82** (2010) 113008, [arXiv:1008.0636 [hep-ph]].
- [8] E. C. G. Stueckelberg, Helv. Phys. Acta **11** (1938) 225.
- [9] S. Davidson, S. Hannestad, G. Raffelt, JHEP **0005** (2000) 003, [hep-ph/0001179]; M. Glück, S. Rakshit, E. Reya, Phys. Rev. **D76** (2007) 091701, [hep-ph/0703140]; S. L. Adler, J. Gamboa, F. Mendez, J. Lopez-Sarrion, Annals Phys. **323** (2008) 2851, [arXiv:0801.4739 [hep-ph]].

- [10] R. D. Peccei, Adv. Ser. Direct. High Energy Phys. **3** (1989) 503; Lect. Notes Phys. **741** (2008) 3, [hep-ph/0607268];
 J. Blümlein, On the experimental status of light pseudo-scalar particles, Proceedings of the High Energy Physics Workshop Georgenthal, Germany (Leipzig, University Press, 1984), p. 100.
 P. Sikivie, Nucl. Phys. Proc. Suppl. **87** (2000) 41, [hep-ph/0002154];
 J. E. Kim, G. Carosi, Rev. Mod. Phys. **82** (2010) 557, [arXiv:0807.3125 [hep-ph]].
- [11] J. Blümlein, R. Nahnauer, S. Nowak, S. Schlenstedt, and M. Walter, Estimation of the Axion Determination Rate via the Decay $a^0 \rightarrow \gamma\gamma$ in a Proton Beam-Dump Experiment at the U-70-Accelerator, internal note, IfH AdW, January 1984, 31 p. (unpublished).
- [12] K. Nakamura et al. (Particle Data Group), J. Phys. **G 37** (2010) 075021;
<http://pdg.lbl.gov/>
- [13] B. Batell, M. Pospelov, A. Ritz, Phys. Rev. **D80** (2009) 095024, [arXiv:0906.5614 [hep-ph]].
- [14] L. Barabash, S. Baranov, Y. .Batusov, S. Bunyatov, O. Denisov, A. Karev, M. Kazarinov, O. Klimov *et al.*, Phys. Lett. **B295** (1992) 154; Sov. J. Nucl. Phys. **55** (1992) 1810.
- [15] V. V. Ammosov *et al.* [French-Soviet Collaboration], Nuovo Cim. **A40** (1977) 237.
- [16] D. S. Barton, G. W. Brandenburg, W. Busza, T. Dobrowolski, J. I. Friedman, C. Halliwell, H. W. Kendall, T. Lyons *et al.*, Phys. Rev. **D27** (1983) 2580.
- [17] M. Boratav *et al.* [French-Soviet Collaboration], Nucl. Phys. **B111** (1976) 529;
 H. Blumenfeld *et al.* [France-Soviet Union Collaboration], Phys. Lett. **B45** (1973) 525.
- [18] L. S. Barabash, S. A. Baranov, Y. .A. Batusov, S. A. Bunyatov, V. Y. .Valuev, I. A. Golutvin, O. Y. .Denisov, M. Y. .Kazarinov *et al.*, Instrum. Exp. Tech. **46** (2003) 300.
- [19] M. Pospelov, Phys. Rev. **D80** (2009) 095002, [arXiv:0811.1030 [hep-ph]].
- [20] R. Essig, P. Schuster, N. Toro, Phys. Rev. **D80** (2009) 015003. [arXiv:0903.3941 [hep-ph]];
 B. Aubert *et al.* [BABAR Collaboration], [arXiv:0902.2176 [hep-ex]].
- [21] J. D. Bjorken, S. Ecklund, W. R. Nelson, A. Abashian, C. Church, B. Lu, L. W. Mo, T. A. Nunamaker *et al.*, E137 collaboration, Phys. Rev. **D38** (1988) 3375.
- [22] E. M. Riordan, M. W. Krasny, K. Lang, P. De Barbaro, A. Bodek, S. Dasu, N. Varelas, X. Wang *et al.*, E141 collaboration, Phys. Rev. Lett. **59** (1987) 755.
- [23] A. Bross, M. Crisler, S. H. Pordes, J. Volk, S. Errede, J. Wrbanek, E774 collaboration, Phys. Rev. Lett. **67** (1991) 2942.
- [24] M. S. Turner, Phys. Rev. Lett. **60** (1988) 1797.
- [25] C. Athanassopoulos *et al.* [LSND Collaboration], Phys. Rev. **C58** (1998) 2489, [nucl-ex/9706006];
 L. B. Auerbach *et al.* [LSND Collaboration], Phys. Rev. Lett. **92** (2004) 091801, [hep-ex/0310060].
- [26] R. Bernabei, P. Belli, F. Cappella, R. Cerulli, C. J. Dai, A. d'Angelo, H. L. He, A. Incicchitti *et al.*, Eur. Phys. J. **C67** (2010) 39, [arXiv:1002.1028 [astro-ph.GA]].

- [27] K. R. Dienes, C. F. Kolda, J. March-Russell, Nucl. Phys. **B492** (1997) 104, [hep-ph/9610479];
C. Cheung, J. T. Ruderman, L. -T. Wang, I. Yavin, Phys. Rev. **D80** (2009) 035008, [arXiv:0902.3246 [hep-ph]];
D. E. Morrissey, D. Poland, K. M. Zurek, JHEP **0907** (2009) 050, [arXiv:0904.2567 [hep-ph]].