

Molecular Clouds as Cosmic Ray Laboratories

Sabrina Casanova

*Institut für Theoretische Physik, Lehrstuhl IV: Weltraum und Astrophysik, Ruhr-Universität
Bochum, 44780, Bochum, Germany*

and

Max Planck für Kernphysik, Saupfercheckweg 1, 69117, Heidelberg, Germany

E-mail: sabrina@tp4.rub.de, Sabrina.Casanova@mpi-hd.mpg.de

Felix A. Aharonian^{1,2}, Yasuo Fukui³, Stefano Gabici⁴, David I. Jones¹, Akiko Kawamura³, Toshikazu Onishi³, Gavin Rowell⁵, Hidetoshi Sano³, Kazufumi Torii³, Francesca Volpe¹, Hiroaki Yamamoto³

¹*Max Planck für Kernphysik, Saupfercheckweg 1, 69117, Heidelberg*

²*Dublin Institute for Advance Physics, 31 Fitzwilliam Place, Dublin 2, Ireland*

³*Nagoya University, Furo-cho, Chikusa-ku, Nagoya City, Aichi Prefecture, Japan*

⁴*Laboratoire APC, 10, rue Alice Domon et Léonie Duquet, 75013 Paris, France*

⁵*School of Chemistry and Physics, University of Adelaide, Adelaide 5005, Australia*

We will here discuss how the gamma-ray emission from molecular clouds can be used to probe the cosmic ray flux in distant regions of the Galaxy and to constrain the highly unknown cosmic ray diffusion coefficient. In particular we will discuss the GeV to TeV emission from runaway cosmic rays penetrating molecular clouds close to young and old supernova remnants and in molecular clouds illuminated by the background cosmic ray flux.

25th Texas Symposium on Relativistic Astrophysics - TEXAS 2010

December 06-10, 2010

Heidelberg, Germany

1. The standard model of cosmic rays

One hundred years after their discovery by the Austrian physicist Victor Hess, the origin of cosmic rays (CRs) is still unclear. Diffusive shock acceleration in supernova remnants (SNRs) is the most widely invoked paradigm to explain the Galactic cosmic ray spectrum. Galactic SNRs provide, in fact, the necessary power to sustain the Galactic cosmic ray population [11]. The direct observation of cosmic rays from the candidate injection sites such as supernova remnants is not possible since CRs escape the acceleration sites and eventually propagate into the Galactic magnetic fields. CR secondary data suggest that cosmic protons and nuclei diffuse in the magnetic fields for timescales of the order of about $t_{escape} \approx 10^7 \left(\frac{E}{10\text{GeV}}\right)^{-0.65}$ years, E being the particle energy, before escaping the Galaxy. During these timescales the particles from individual sources lose memory of their origin, and contribute to the bulk of Galactic cosmic rays known as cosmic ray background or CR *sea*, losing the information on the original acceleration locations and spectra. If h is the distance that CRs have to travel before escaping the Galaxy, then the diffusion coefficient will be $D \approx h^2/t_{escape}$ and one deduces an energy dependence of the propagation in the Galactic disk, $D(E) = D_{10} \left(\frac{E}{10\text{GeV}}\right)^\delta$, where the diffusion coefficient at 10 GeV is about $D_{10} = 10^{28} \frac{\text{cm}^2}{\text{s}}$, and $\delta = 0.3 - 0.7$. The average cosmic ray density is thus determined by the contribution of all Galactic sources over a long period of time comparable to the CR escape time from the Galaxy.

The information on the locations of individual CR sources, their spectra and their injection rate, which get lost during the diffusion and convection processes CRs undergo, can be traced back through the gamma-rays which cosmic rays radiate when they interact with the ambient gas in the interstellar medium. In fact, gamma-rays are emitted through decay of neutral pions produced in inelastic collision of CR hadrons and interstellar gas. Contrary to CRs, the gamma rays, being neutral, travel in straight lines from the site where they were emitted to the detector. For this reason gamma-ray astronomy has always played a key role to probe the Galactic cosmic ray flux and to solve the longstanding question of the origin of cosmic rays.

If the bulk of Galactic CRs up to at least PeV energies are indeed accelerated in SNRs, then TeV gamma-rays are expected to be emitted during the acceleration process CRs undergo within SNRs [6]. Indeed TeV gamma-rays have been detected from the shells of SNRs, such as RX J1713.7-3946 [2]. However, such observations do not constitute a definitive proof that CRs are accelerated in SNRs, since the observed emission could be produced by energetic electrons up scattering low energy photon fields. Gamma-rays are also expected to be emitted when the accelerated CRs propagate into the interstellar medium (ISM) [14, 12, 1, 9]. Whereas the atomic hydrogen is uniformly distributed in the Galaxy, the molecular hydrogen is usually aggregated in dense clouds, and the gamma-ray emission from molecular clouds is particularly intense and localised. We will here discuss how the gamma-ray emission from these molecular clouds can be used to probe the cosmic ray flux in distant regions of the Galaxy and to constrain the highly unknown cosmic ray diffusion coefficient. In Section 2 we will present the results of the modeling of the gamma-ray emission in molecular clouds close to young SNRs. In Section 3 the broadband emission around the old SNR W28 is used to constrain the diffusion coefficient in the region. In Section 4 we will describe a methodology to investigate the CR flux and spectrum in distant regions of the Galaxy from observations of gamma-rays emitted by CRs propagating through molecular clouds far from known CR sources. Our conclusions are given in Section 5.

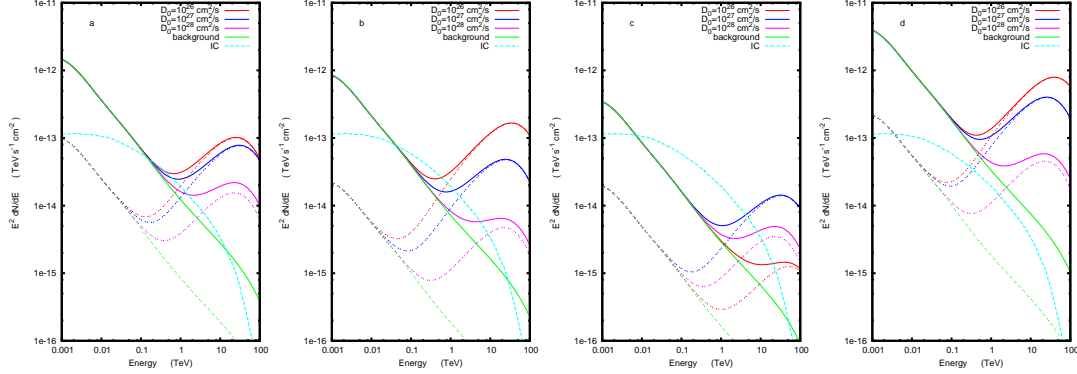


Figure 1: The γ -ray energy flux in four different regions of 0.2×0.2 degrees around the positions $a = (346.8, -0.4)$, $b = (346.9, -1.4)$, $c = (347.1, -3.0)$ and $d = (346.2, 0.2)$. The emission produced along the line of sight distance between 900 and 1100 parsecs is plotted in dashed lines, while the emission obtained by summing the radiation contributions over the whole line of sight distance, from 50 parsecs to 30000 parsecs, is shown in solid lines. The emission in the panels a,b,c and d, corresponding to the different locations, is plotted for different diffusion coefficients D_0 . The emission from background CRs is also shown in each panel for comparison. The contribution to the emission from inverse Compton scattering of background electrons is indicated with a dashed light blue line.

2. Looking for evidence of runaway CRs from SNRs

Cosmic rays escaping supernova remnants diffuse in the interstellar medium and collide with the ambient atomic and molecular gas [14, 12, 1, 9]. From such collisions gamma-rays are created, which can possibly provide the first evidence of a parent population of runaway cosmic rays. Before being isotropised by the Galactic magnetic fields, the injected CRs produce, in fact, γ -ray emission, which can significantly differ from the emission of the SNR itself, as well as from the diffuse emission contributed by the background CRs and electrons, because of the hardness of the runaway CR spectrum, which is not yet steepened by diffusion. These diffuse sources are often correlated with dense molecular clouds (MCs), which act as a target for the production of gamma-rays due to the enhanced local CR injection spectrum. SNRs are located in star forming regions, which are rich in molecular hydrogen. In other words, CR sources and MCs are often associated and target-accelerator systems are not unusual within the Milky Way [15, 14]. Figure 1 shows the predicted gamma-ray spectra from hadronic interactions of background and runaway CRs in four regions around the SNR RX J1713.7-394 [5]. In all four locations the hadronic gamma-ray emission is enhanced with respect to the hadronic emission due only to background CRs at energies above few TeVs as a consequence of the fact that the CR fluxes are enhanced above 100 TeV. CRs of about 100 TeV are, in fact, thought to be released now by RX J1713.7-394 [16]. In the three regions a, b and d the high energy emission is clearly dominated by the radiation produced along the line of sight distance between 900 and 1100 parsecs, plotted in dashed lines in Figure 1. The gamma-ray emission from high latitude regions, such as region c, is instead dominated by the contribution from IC scattering of background electrons, almost at all energies. In regions closer to the Galactic Plane the emission from inverse Compton scattering of background electrons is subdominant at TeV energies, where runaway cosmic rays produce the enhanced emission. Therefore the regions where

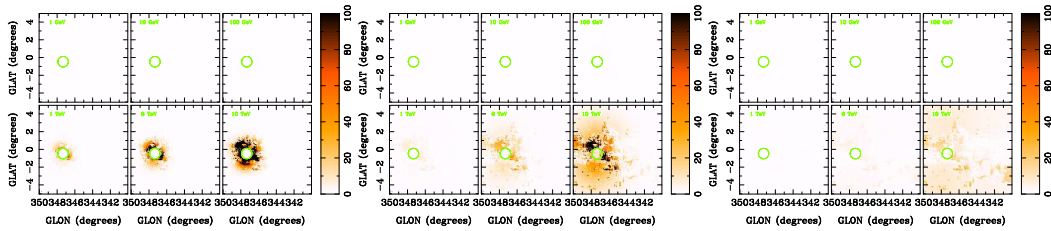


Figure 2: Ratio of the emission due to the sum of background CRs and runaway CRs and background CRs only. The SNR is supposed to have exploded at 1 kpc distance from the Sun at 347.3° longitude and -0.5° latitude 1600 years ago and to have started injecting the most energetic protons 100 years after the explosion [16]. The diffusion coefficient assumed within the region $340^\circ < l < 350^\circ$ and $-5^\circ < b < 5^\circ$ is 10^{26} cm^2/s in the left panel, 10^{27} cm^2/s in the middle panel and 10^{28} cm^2/s in the right panel. In the three panels the ratio of the emission is shown for different energies from 1 GeV to 10 TeV.

to look for the emission from runaway particles are low latitude regions of higher gas density. The γ -ray spectra show a peculiar concave shape, being soft at low energies and hard at high energies, which, as discussed in [9], might be important for the studies of the spectral compatibility of GeV and TeV gamma ray sources. The peculiar spectral and morphological features of the gamma-ray due to runaway CRs can be therefore revealed by combining the spectra and gamma-ray images provided by the Fermi and Agile telescopes at GeV and by present and future ground based detectors at TeV energies. As shown by the surveys of the Galaxy, published by Fermi at MeV-GeV energies, by HESS at TeV energies and at very high energies by the Milagro Collaboration, the various extended Galactic sources differ in spectra, flux and morphology. However, there is growing evidence for the correlation of GeV and TeV energy sources. These sources appear often spectrally and morphologically different at different energies, possibly due not only to the better angular resolution obtained by the instruments at TeV energies, but also to the energy dependence of physical processes, such as CR injection and CR diffusion. For this reason it is important to properly model what we expect to observe at different energies by conveying in a quantitative way all information by recognizing that the environment, the source age, the acceleration rate and history, all play a role in the physical process of injection and all have to be taken into account for the predictions. Figure 2 shows the ratio of the hadronic gamma-ray emission due to total CR spectrum to that of the background CRs for the entire region under consideration. In our modeling only CRs with energies above about 100 TeV have left the acceleration site [16] and the morphology of the emission depends upon the energy at which one observes the hadronic gamma-ray emission. The hadronic gamma-ray emission and the ambient gas distribution are correlated if and only if the parent CRs have already been released by the SNR and had time enough to diffuse into the ISM. The different spatial distribution of the emission is also due to the different energy-dependent diffusion coefficients, assumed in the three different panels, making it into a useful tool to investigate the highly unknown CR diffusion coefficient [5, 10].

3. Constraining the diffusion coefficient

Data on primary versus secondary CRs and on the residence time of long lived radioactive isotopes give us an idea of the average CR diffusion coefficient in the Galaxy, which is about 10^{28}

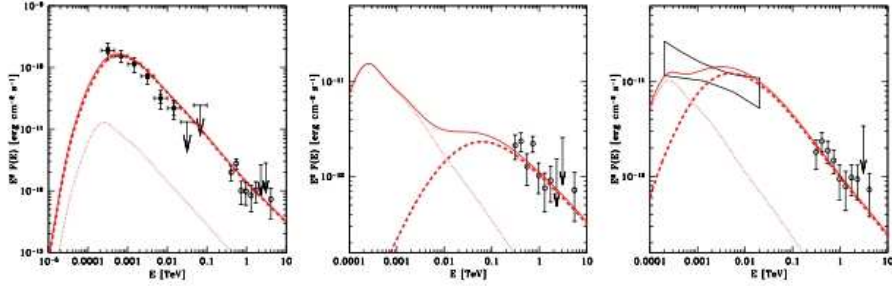


Figure 3: Broad band gamma ray emission detected by FERMI and HESS (black data points) from the sources HESS J1801-233, HESS J1800-240 A and B (left to right). Dashed lines represent the contribution to the predicted gamma ray emission from CRs that escaped W28, dotted lines show the contribution from the CR galactic background, and solid lines the total emission. The diffusion coefficient is assumed to be $6 \times 10^{26} \text{ cm}^2/\text{s}$.

cm^2/s . However, this does not exclude that the diffusion coefficient might vary locally (both in time and space). Figure 3 shows Fermi and HESS spectra from the regions of the old SNR W28. The gamma ray observations can be explained by runaway CRs, which have been accelerated in the past at the SNR shock, and subsequently escaped in the surrounding medium, only if the diffusion coefficient in the region surrounding the SNR is significantly suppressed with respect to the average Galactic diffusion coefficient [10].

4. Molecular Clouds as Cosmic Ray Barometers

We here describe a methodology which uses the emissivity of molecular clouds located far away from CR sources, so called *passive* molecular clouds, to probe the level of the CR background [12]. The longitudinal profile of the gamma-ray emission due to protons scattering off the atomic [13] and molecular hydrogen [7, 8] from the region which spans Galactic longitude $340^\circ < l < 350^\circ$ and Galactic latitude $-5^\circ < b < 5^\circ$ is shown in Figure 4 (*Left*). A peak in the emission at longitude of about 345.7° close to the Galactic Plane is clearly visible, next to a dip in the longitude profile. While the atomic gas is generally broadly distributed along the Galactic Plane, the molecular hydrogen is less uniformly distributed and the peaks in the γ -ray longitude profiles correspond to the locations of highest molecular gas column density. The peaks in the longitudinal profile reveal the directions in the Galaxy where massive clouds associated with spiral arms are aligned along the line of sight. Fig. 4 (*Right*) shows that the peak in the γ -ray emission from the direction 345.7° close to the Galactic plane is mostly produced within 0.5 kpc and 3 kpc distance from the Sun (in fact 85 percent of the emission is produced in a region within 0.5 kpc and 3 kpc distance from the Sun). Thus the γ -ray emission from this direction provides a unique probe of the CR spectrum in 0.5-3 kpc [4]. Given that the gamma-ray-emission from the molecular cloud depends only upon the total mass of the cloud, M , and its distance from the Earth, d , the CR flux, Φ_{CR} , in the cloud is uniquely determined as

$$\Phi_{CR} \propto \frac{F_\gamma d^2}{M} \quad (4.1)$$

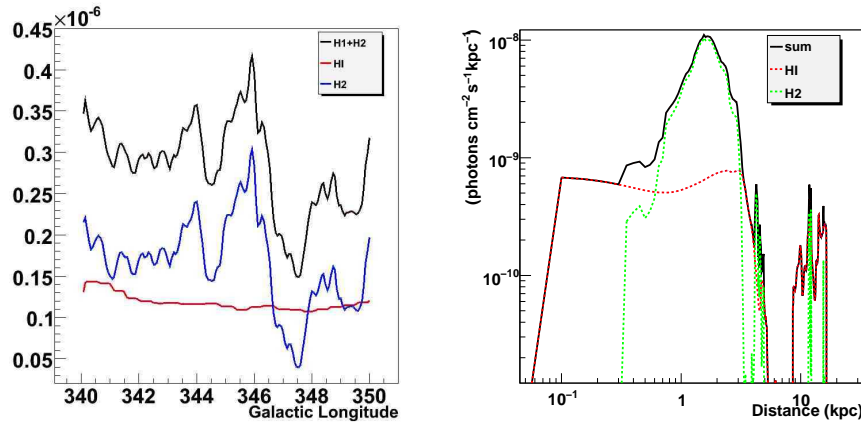


Figure 4: (*Left*) The longitudinal profile of the γ -ray emission from the region $340^\circ < l < 350^\circ$, integrated over the latitude range $-5^\circ < b < 5^\circ$. The dotted green lines are for the emission arising from CRs scattering off molecular hydrogen, the dashed red ones for the emission arising from CRs scattering off atomic hydrogen and the solid black ones for the sum. (*Right*) Flux above 1 GeV as function of the line of sight distance, produced by CRs interacting with the atomic and molecular gas. [4]

where F_γ is the integral gamma-ray flux from the cloud. Under the assumption that the CR flux in the cloud is equal to the locally observed CR flux, the calculated γ -ray flux from the cloud can be compared to the observed gamma-ray flux in order to probe the CR spectrum in distant regions of the Galaxy. The detection of under-luminous clouds with the respect to predictions based on the CR flux at Earth would suggest that the local CR density is enhanced with respect to the Galactic average density. This would cast doubts on the assumption that the local CRs are produced only by distant sources, and that the CR flux and spectrum measured locally is representative of the average Galactic CR flux and spectrum.

5. Conclusions

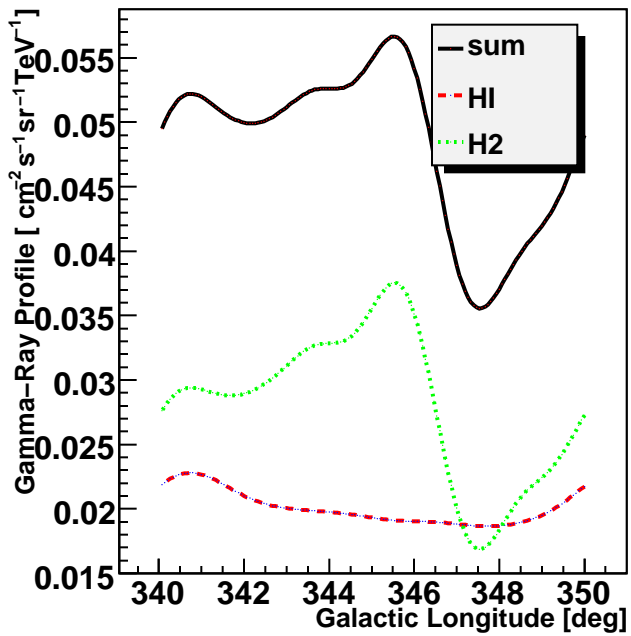
The emission from the regions surrounding young SNR shells can provide crucial informations on the history of the SNR acting as a CR source and important constraints on the highly unknown diffusion coefficient. Detailed modeling of the energy spectra and of the spatial distribution of the gamma-ray emission in the environment surrounding RX J1713.7-3946 have been presented by using the data from atomic and molecular hydrogen surveys. Also, combining Fermi and HESS observations from the region around the old SNR W28 we have constrained the local diffusion coefficient, which we found to be significantly suppressed with respect to the average Galactic diffusion coefficient. Furthermore we have presented a methodology to test the cosmic ray flux in discrete distant regions of the Galaxy by comparing the predicted and the measured gamma-ray flux from dense MC regions.

References

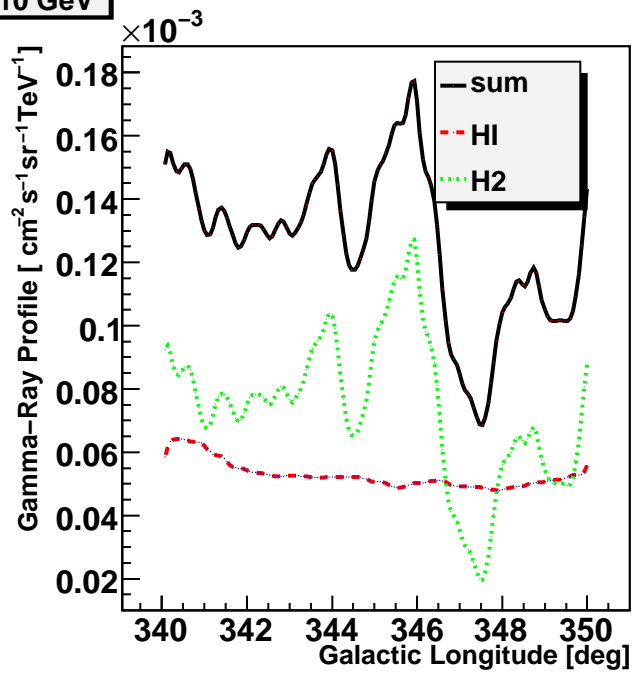
- [1] Aharonian, F. A. and A. M. Atoyan, *Astron. Astrophys.*, 309, 917, 1996

-
- [2] Aharonian, F. A. et al., [H.E.S.S. Collaboration], *Nature*, 432, 75, 2004
- [3] Aharonian, F. A. et al., [H.E.S.S. Collaboration], *Nature*, 439, 695, 2006
- [4] Casanova, S. et al, *Publications of the Astronomical Society of Japan*, 62, 769, 2010
- [5] Casanova, S. et al, *Publications of the Astronomical Society of Japan*, 62, 1127, 2010
- [6] Drury, L.O'C., Aharonian, F.A. and Völk, H.J., *Astron. Astrophys.*, 287, 959, 1994
- [7] Fukui, Y. et al., *Publications of the Astronomical Society of Japan*, 51, 6, 1999
- [8] Fukui, Y. et al., *Publications of the Astronomical Society of Japan*, 53, 6, 2001
- [9] Gabici, S., Aharonian, F. A., and Casanova, S., *Monthly Notices of the Royal Astronomical Society*, 396, 1629, 2009
- [10] Gabici, S., Casanova, S., Aharonian, F. A., Rowell, G. preprint arXiv:1009.5291
- [11] Ginzburg, V. L. & Syrovatskii, S. I., *Origin of Cosmic Rays* (Pergamon Press, London, 1964)
- [12] Issa, M. R. and Wolfendale, A. W., *Nature*, 292, 430, 1981
- [13] Kalberla, P.M.W. et al, *Astron. Astrophys.*, 440, 775, 2005
- [14] Montmerle, T., *Astrophysical Journal*, 231, 95, 1979
- [15] Paul, J., Casse, M. and Cesarsky, C. J., *Astrophysical Journal*, 207, 62, 1976
- [16] Zirakashvili, V.N. and Aharonian, F. A., *Astrophysical Journal*, 708, 965Z, 2010

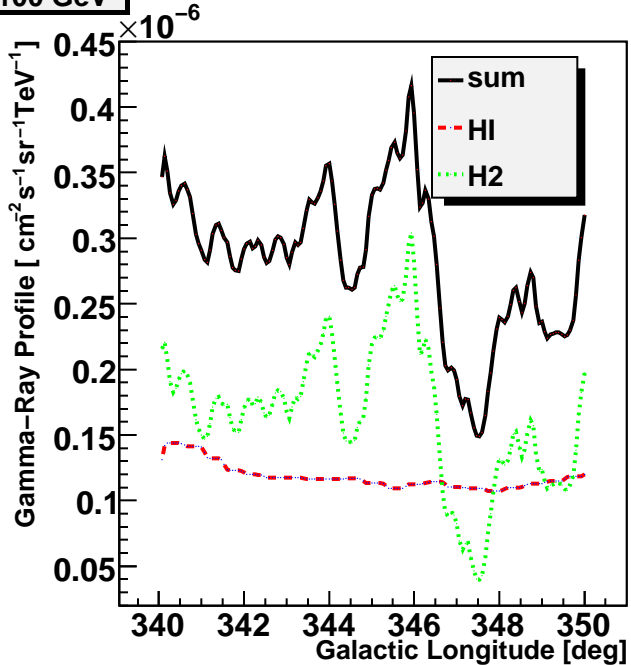
1 GeV



10 GeV



100 GeV



1 TeV

