

# NMR Evidence of a Pseudogap Opening in Superconducting $\text{Tl}_{0.47}\text{Rb}_{0.34}\text{Fe}_{1.63}\text{Se}_2$ Single Crystals

Weiqliang Yu,\* L. Ma, G. F. Ji, J. Dai, J. B. He, D. M. Wang, and G. F. Chen  
*Department of Physics, Renmin University of China, Beijing 100872, China*

(Dated: June 2, 2019)

The increase of the susceptibility with temperature in many iron-based superconductors is widely known as a pseudogap phenomena. However, the energy scale of such a pseudogap is not yet determined by experiments. Here we report our  $^{77}\text{Se}$  and  $^{87}\text{Rb}$  NMR studies on superconducting  $\text{Tl}_{0.47}\text{Rb}_{0.34}\text{Fe}_{1.63}\text{Se}_2$  single crystals up to 500 K, and found that following a prominent increase, a level off of the Knight shift is seen above 400 K, which sets a temperature scale of 400 K for the pseudogap. With additional experimental data, we discuss possible origins of the pseudogap. One top candidate is the spin fluctuations with a finite-energy gap, which develops upon the formation of a short-range magnetic ordering.

PACS numbers: 74.70.-b, 76.60.-k

In the iron pnictide superconductors [1–4], a linear increase of the susceptibility with temperature has been widely seen [5–7]. The NMR also shows an linear increase of the Knight shift with temperature [8]. However, the physical origin of the linear increase of the susceptibility is still not unanimously agreed upon [9–11]. In the newly discovered iron selenide superconductors  $A_y\text{Fe}_{2-x}\text{Se}_2$  and  $(\text{Tl}, A)_y\text{Fe}_{2-x}\text{Se}_2$  ( $A=\text{K}, \text{Rb}, \text{Cs}$ ) [12–16], the  $^{77}\text{Se}$  Knight shift, as well as the spin-lattice relaxation rate, shows a much more prominent increase with temperature [17]. In particular, the Knight shift is identified to increase with a  $bT^2$  behavior in a wide temperature range up to 300 K [17].

The increase of the susceptibility or the Knight shift with temperature in the iron-based materials, similar to some cuprates, is generally known as a pseudogap behavior, while it is not yet determined from experiments whether the pseudogap is due to spin, charge, orbital, or even other excitations. Nevertheless, numerous research interests have been attracted for the possible correlation between the appeared pseudogap and the superconductivity in the high- $T_c$  materials. To resolve these issues, high-temperature measurement is one illuminating approach to find the temperature or the energy scale of the pseudogap. For iron pnictides, unfortunately, a linear increase of susceptibility with temperature is still seen with temperature up to 500 K [7]. For the newly discovered iron selenide superconductors, the susceptibility is anisotropic and increases with temperature until a jump occurs at about 500 K, which is attributed to a block-antiferromagnetic (AFM) phase transition [18, 19]. The NMR study on the superconducting single crystals, however, only sees a superconducting phase with isotropic Knight shift increasing with temperature, whereas the antiferromagnetism is not evidenced up to 300 K. Since NMR Knight shift is a local probe to intrinsic spin susceptibility, NMR study in search for high-temperature properties is called for.

In this report, we present our NMR studies on

$\text{Tl}_{0.47}\text{Rb}_{0.34}\text{Fe}_{1.63}\text{Se}_2$  single crystals ( $T_c \approx 33$  K) with temperatures from 10 K up to 500 K. Both  $^{77}\text{Se}$  and  $^{87}\text{Rb}$  nuclei were studied, and a comparison of the Knight shifts  $^{77}\text{K}$  and  $^{87}\text{K}$  indicates strong three dimensional coupling in this system.  $^{77}\text{K}$  and  $^{87}\text{K}$  increases by over a factor of five in the temperature range from  $T_c$  to 400 K. A prominent increase of  $1/T_1T$  is also observed in the same temperature range. Above 400 K, however, the Knight shift  $^{77}\text{K}$  crossovers to a constant value, until the NMR spectrum is undetectable due to fast spin-spin relaxation rate  $1/T_2$ . Nevertheless, our available data suggest that a pseudogap primarily opens below 400 K. With these information, we propose that the pseudogap is associated with strong finite-energy spin fluctuations, which is thermally activated at high temperatures and suppressed at low temperatures. The comparison with the  $\text{K}_y\text{Fe}_{2-x}\text{Se}_2$  further suggests that such pseudogap behavior is universal for the newly discovered iron selenide superconductors.

Our  $\text{Tl}_{0.47}\text{Rb}_{0.34}\text{Fe}_{1.63}\text{Se}_2$  single crystals were synthesized by the Bridgeman method [16]. For this study, we primarily reports results from the same single crystal used in a previous NMR study [20], where a singlet superconductivity is identified below  $T_c$  [21]. The NMR measurements were performed with 11.62 T field both along the  $ab$ -plane and the  $c$ -axis. The Knight shift  $K(T)$  is obtained from  $K(T) = (f - \gamma_n B)/\gamma_n B$ , where  $^{77}\gamma_n = 8.131$  T/MHz ( $^{87}\gamma_n = 13.931$  T/MHz) is the gyromagnetic ratio of  $^{77}\text{Se}$  ( $^{87}\text{Rb}$ ), and  $f$  is the measured resonance frequency in the magnetic field  $B$ . A line width about 20 kHz were observed for both nuclei at  $T=40$  K, which narrows at higher temperatures. The spin-lattice relaxation rate  $1/T_1$  is obtained by the inversion-recovery method. The single phase signal is indicated by the reasonably narrow NMR line width and a good fit of the spin recovery by the standard relaxation function to obtain  $T_1$  in the whole temperature range.

In Figure 1 (a), the NMR spectra for  $^{87}\text{Rb}$  center transition are shown at different temperatures. The cen-

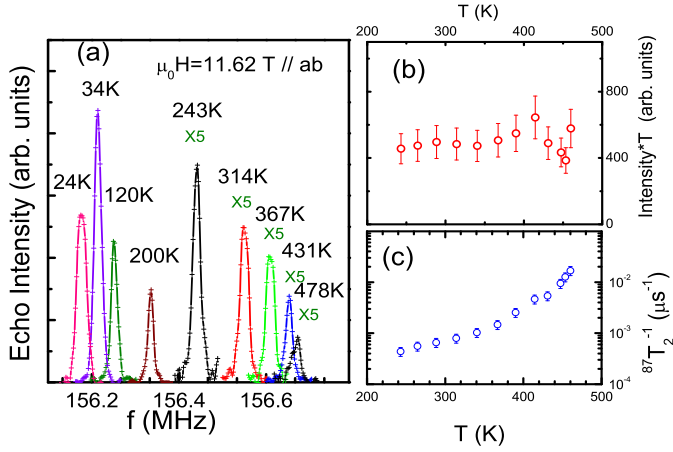


FIG. 1: (color online) (a) The center transition of  $^{87}\text{Rb}$  (satellite splitting  $\nu_q = 1.4$  MHz, not shown) at different temperatures. The spectral weight at temperatures above 200 K is multiplied by five as indicated on the plot. (b) The integrated spectral weight at different temperatures. (c) The  $^{87}\text{Rb}$  spin-spin relaxation rate,  $1/^{87}\text{T}_2$ , at temperatures up to 460 K. The NMR spectrum is not detectable above  $T = 480$  K due to short  $^{87}\text{T}_2$ .

tral frequency shifts upward gradually with temperature. The spin-spin relaxation rate  $1/^{87}\text{T}_2$  also increases with temperature, as shown in Fig. 1 (c). Above 480 K, the  $^{87}\text{T}_2$  becomes very short and the NMR spectrum is not detectable. We note that the spectral weight conserves in the studied temperature range, as shown in Fig. 1 (b). The low-temperature  $^{77}\text{Se}$  spectra (not shown) have been reported previously [20]. We are unable to measure the  $^{77}\text{Se}$  at temperature above 420 K due to the low signal to noise ratio.

The Knight shifts  $^{77}K$  and  $^{87}K$  of  $\text{Tl}_{0.47}\text{Rb}_{0.34}\text{Fe}_{1.63}\text{Se}_2$  are shown in Fig. 2, with field applied in the crystalline  $ab$ -plane. The Knight shifts of two nuclei show a similar temperature dependence. Bulk superconductivity is indicated by the drop of the Knight shift below  $T_c$ . From  $T_c$  to 300 K, a large increase of the Knight shift is seen, and the data for both nuclei can be well fit with a simple function  $a + bT^2$ . Above 300 K, the increase of the  $^{77}K$  and the  $^{87}K$  with temperature is slowed down, and crossovers to a constant value at above 400 K. We note that  $^{87}K/^{77}K \approx 0.4$  holds in the studied temperature range. For comparison, in the 1111 structure and the 111 structure iron pnictides, the ratio of the hyperfine coupling between the interlayer nuclei and the  $^{75}\text{As}$  is usually less than one tenth [22, 23]. The value of  $^{87}K/^{77}K$  indicates that the new iron selenides is closer to a three dimensional system, which may lead to distinctive physical properties comparing with the iron pnictides.

The level off behavior of the Knight shift in  $\text{Tl}_{0.47}\text{Rb}_{0.34}\text{Fe}_{1.63}\text{Se}_2$  is prominent, comparing with all iron pnictide superconductors. Even for the  $\text{Fe}(\text{Se},\text{Te})$

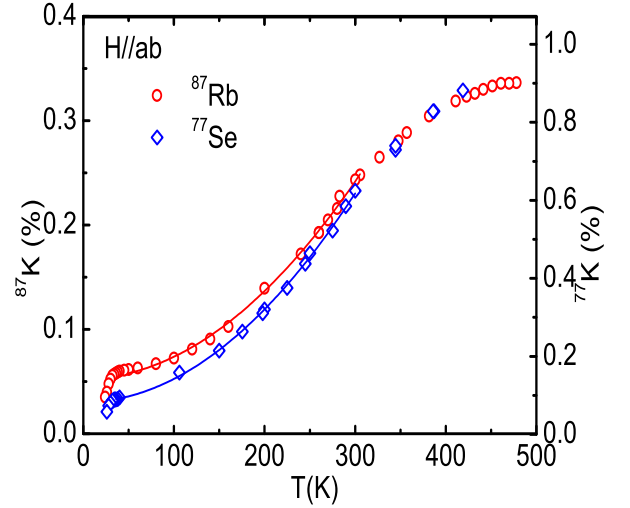


FIG. 2: (color online) The temperature dependence of the Knight shift  $^{77}K$  (squares) and  $^{87}K$  (circles). The solid lines are data fit to the function  $K(T) = a + bT^2$  in the temperature range from  $T_c$  to 300 K.

superconductors, a large increase of the Knight shift is still observed up to 500 K [24]. In the current compound, the level off indicates a pseudogap opens below 400 K, and therefore the drop of  $K(T)$  at low temperature suggests a thermal activation behavior in the spin dynamics. To our knowledge, this is the first report of a gap opening behavior observed above the room temperature.

Then the next question is to ask whether the pseudogap originates from charge or spin excitations. Since the Knight shift is related to the static susceptibility  $\chi(q)$  at  $q = 0$ , while the spin-lattice relaxation rate sums weighted contribution over  $\text{Im}\chi(q)$ , the comparison may give insights on the spin dynamics.

Figure 3 shows the temperature behavior of the spin-lattice relaxation of  $^{87}\text{Rb}$ . The  $1/^{87}\text{T}_1T$  levels off below 100 K, whereas above 100 K, the  $1/^{87}\text{T}_1T$  increases dramatically with temperature. The level off of the  $1/^{87}\text{T}_1T$  and  $^{87}K$  below 100 K suggest that the system approaches a Fermi liquid behavior in zero-temperature limit. At high temperatures, however, the rapid increase of both  $1/^{87}\text{T}_1T$  and  $^{87}K$  above 100 K does not fit in a simple Fermi liquid.

In Figure 4, we also plot the temperature behavior of the spin-lattice relaxation rate of  $^{77}\text{Se}$  for comparison with  $^{87}\text{Rb}$ . The  $1/^{77}\text{T}_1T$  also levels off below 100 K, which is consistent with that of the Rb site where a Fermi liquid like behavior is also recovered at the low temperatures. Above 100 K, a dramatic increase of  $1/^{77}\text{T}_1T$  is also seen.

Now we discuss the Knight shift data with the assist of the spin-lattice relaxation rate data. A general description of a Fermi liquid is that  $1/T_1TK^2S_0 = 1$  with  $S_0 = (4\pi k_B/\hbar)(\gamma_n/\gamma_e)^2$  where  $\gamma_n$  is the gyromag-

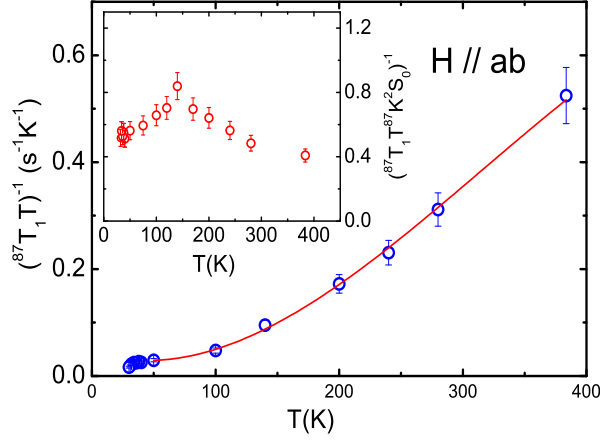


FIG. 3: (color online) The  $1/T_1T$  data for  $^{87}\text{Rb}$  at different temperatures. The solid line is a guide to the eye. Inset: the  $1/T_1TK^2S_0$  plot for  $^{87}\text{Rb}$  at different temperature, where  $S_0$  is a constant (see text). The data fall within  $1/T_1TK^2/S_0 = 0.6 \pm 0.2$  in the studied temperature range.

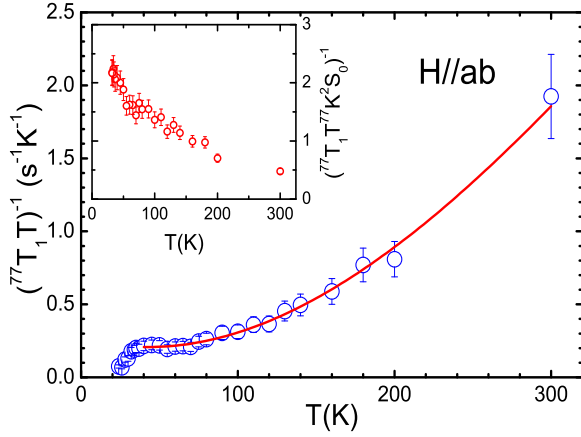


FIG. 4: (color online) The  $1/T_1T$  data for  $^{77}\text{Se}$  at different temperatures. The solid line is a guide to the eye. Inset: the  $1/T_1TK^2S_0$  vs. temperature for  $^{77}\text{Se}$ .

netic ratio of the nuclei. In order to understand the high-temperature behavior, we plot  $1/^{87}\text{T}_1T^{87}\text{K}^2S_0$  and  $1/^{77}\text{T}_1T^{77}\text{K}^2S_0$  in Fig. 3 inset and in Fig. 4 inset, respectively. For both nuclei, the values of  $1/T_1TK^2S_0$  vary with temperature. However, the detailed temperature behaviors of  $1/T_1TK^2S_0$  are different for the two nuclei.  $1/^{87}\text{T}_1T^{87}\text{K}^2S_0$  varies within a factor of two below  $T = 400$  K, whereas  $1/^{77}\text{T}_1T^{77}\text{K}^2S_0$  increases by a factor of three from  $T = 300$  K down to 40 K. Since Se is located in the FeSe plane and Rb between the FeSe layers, the difference in  $1/T_1TK^2S_0$  on two sites suggest that the hyperfine field fluctuations are not uniform in the momentum space. We should also be aware that the Se and the Rb sites are not sensitive to some  $(\pm\pi, \pm\pi)$  spin fluctuations due to cancellation effect because hori-

zontally they are located in the center of the Fe square, and therefore may not give full information of spin fluctuations in the momentum space.

With the above information, several possible scenarios for the pseudogap behavior are discussed below.

(i) Charge fluctuations in a Fermi liquid. Assuming the change of the Knight shift is caused by charge fluctuations, a fit with a thermal activation form  $a + be^{-\Delta/T}$  can be used, and the fitting parameters are given as  $a = 0.06$ ,  $b = 0.76$ , and  $\Delta = 440$  K. However, the fitting fails to produce the level off above 400 K. Also, the large value of  $b/a$  requires a large portion of electron density of states existing just below or above the Fermi surface, which has not been found in any ARPES studies so far [25–28].

(ii) Spin fluctuations in a paramagnetic metal. Usually such fluctuations cause a Curie-Weiss-like upturn in the spin susceptibility or  $1/T_1T$ , which does not show up in our samples. This also contrasts to most iron pnictide where the Curie-Weiss upturn is clearly seen in  $1/T_1T$  [8, 29–34].

(iii) Spin fluctuations in a magnetically ordered state. In such a scenario, the spin excitations is gapped below  $T_N$ . Recently, a coexistence of superconductivity and the block-antiferromagnetic state has been proposed [18, 35–37]. However, the magnetic ordering usually lead to a sharp peak in the susceptibility close to  $T_N$  as seen in the magnetization data [18, 35–37]. Our level off of the Knight shift above 400 K suggests that the pseudogap sets in at a reasonably lower temperature than the magnetic ordering, therefore the pseudogap behavior may not be directly linked to the long-range order. Furthermore, our  $^{77}\text{Se}$  and  $^{87}\text{Rb}$  NMR spectra does not show evidence of the magnetic ordering. More work is necessary to verify whether magnetism and superconductivity coexist microscopically in this new iron selenide superconductors.

(iv) Spin fluctuations with short-range magnetic ordering. A short-range ordered state may develop and opens a spin pseudogap at a temperature lower than  $T_N$ , in case that the long-range order is destroyed by doping or other effects. This may link the short-range order with a block-AFM type as described above.

Two experimental evidences may be important for considering the above scenarios. First, the strong 3D coupling indicated by the large  $^{87}\text{K}$  may lead to different temperature behavior of the physical properties. It is important to study if the  $T^2$  increase of the susceptibility is related to a higher dimensionality. Second, the anisotropy of the Knight shift is small [20, 38], which is usually not the case for a magnetic ordered state. However, we are cautious that the spin-flop transition may lead to an isotropic spin susceptibility under high fields. In fact, we checked the room temperature magnetization of our sample (data not shown), and found a linear increase of magnetization with field up to 13 Tesla, which is against the spin-flop transition. A short-range magnetic ordering may lead to isotropic susceptibility.

We note that since the pseudogap opens in the temperature range between 100 K and 400 K, the temperature or the energy scale of pseudogap is estimated to be about  $250 \pm 150$  K (or  $20 \pm 10$  meV). In the zero temperature limit, the spin fluctuations are gapped out so that the system recovers a Fermi liquid behavior. We emphasize again that the pseudogap behavior is intrinsic to the superconducting state. Therefore, the pseudogap behavior may be related to the emergence of superconducting state.

The  $^{77}\text{Se}$  Knight shift and the spin-lattice relaxation rate of our sample are almost identical to those of the  $\text{K}_y\text{Fe}_{2-x}\text{Fe}_2$  up to 300 K [17, 38, 39]. Then it is reasonable to assume a universal pseudogap behavior in this new class of iron selenide superconductors, although data above 300 K are not available for  $\text{K}_y\text{Fe}_{2-x}\text{Fe}_2$ . For comparison, a short-range magnetic ordering has been proposed in cuprates to understand one high-temperature pseudogap [40].

In summary, our NMR study on  $\text{Tl}_{0.47}\text{Rb}_{0.34}\text{Fe}_{1.63}\text{Se}_2$  reveals a strong three dimensional coupling by the large Knight shift on the  $^{87}\text{Rb}$  site. A large increase of the Knight shift with temperature, and a level off of the Knight shift above 400 K are also observed. The temperature behavior of the Knight shift, as well as the spin-lattice relaxation, suggests that a pseudogap opens below 400 K. We think the pseudogap behavior is probably more related to a spin gap at low temperatures. Our observation of the gap opening behavior should be important for understanding the nature of the pseudogap in this newly discovered iron selenide superconductor, and may also shed lights on the nature and the relation to the superconductivity in the iron-based superconductors in general.

The authors acknowledge W. Bao, S. E. Brown, T. Li, Z. Y. Lu, T. Xiang, Y. Su, D.-X. Yao, G. Zhang, Q. M. Zhang and X. J. Zhou for helpful discussions. Work at the RUC is supported by the NSFC (Grant No. 10974254, 11034012, and 11074304) and the National Basic Research Program of China (Grant No. 2010CB923000 and 2011CBA00100).

---

\* Electronic address: wqyu@phy@ruc.edu.cn

- [1] Y. Kamihara, T. Watanabe, M. Hirano, and H. Hosono, *J. Am. Chem. Soc.* **130**, 3296 (2008).
- [2] X. H. Chen, T. Wu, G. Wu, R. H. Liu, H. Chen, and D. F. Fang, *Nature* **453**, 761 (2008).
- [3] Z. A. Ren et al., *Chinese Phys. Lett.* **25**, 2215(2008).
- [4] G. F. Chen, Z. Li, D. Wu, G. Li, W. Z. Hu, J. Dong, P. Zheng, J. L. Luo, and N. L. Wang, *Phys. Rev. Lett.* **100**, 247002 (2008).
- [5] G. Wu et al., *Condensed Matter* **20** (2008422201).
- [6] Y. Q. Yan et al., *Phys. Rev. B* **78**, 024516 (2008).
- [7] R. Klingeler et al., *Phys. Rev. B* **81**, 024506 (2010).
- [8] F. L. Ning et al., *Phys. Rev. Lett.* **104**, 037001 (2010).
- [9] G. Zhang, Y. Su, Z. Lu, Z. Weng, D. Lee, and T. Xiang, *EPL* **86**, 37006 (2009).
- [10] M. M. Korshunov et al., *Phys. Rev. Lett.* **102**, 236403 (2009).
- [11] S. L. Skornyakov, A. A. Katanin, and V. I. Anisimov, *Phys. Rev. Lett.* **106**, 047007 (2011).
- [12] J. Guo, S. Jin, G. Wang, S. Wang, K. Zhu, T. Zhou, M. He, and X. Chen, *Phys. Rev. B* **82**, 180520(R) (2010).
- [13] Y. Mizuguchi et al., *Appl. Phys. Lett.* **98**, 042511 (2011).
- [14] A. F. Wang, J. J. Ying, Y. J. Yan, R. H. Liu, X. G. Luo, Z. Y. Li, X. F. Wang, M. Zhang, G. J. Ye, P. Cheng, et al., arXiv: 1012.5525 (2010).
- [15] M. Fang, H. Wang, C. Dong, Z. Li, C. Feng, J. Chen, and H. Yuan, arXiv:1012.5236 (2010).
- [16] D. M. Wang, J. B. He, T.-L. Xia, and G. F. Chen, arXiv:1101.0789 (2011).
- [17] W. Yu, L. Ma, J. B. He, D. M. Wang, T.-L. Xia, and G. F. Chen, arXiv:1101.1017 (2011).
- [18] W. Bao et al., arXiv: 1102.0830 (2010).
- [19] W. Bao et al., arXiv:1102.3674 (2011).
- [20] L. Ma et al., arXiv:1102.3888 (2011).
- [21] W. Yu, L. Ma, J. B. He, D. M. Wang, T.-L. Xia, and G. F. Chen, arXiv:1101.1017v1 (2011).
- [22] W. Yu et al., arXiv:1004.3581 (2010).
- [23] K. Ahilan et al., *Phys. Rev. B* **78**, 100501(R) (2008).
- [24] T. Imai, K. Ahilan, F. L. Ning, T. M. McQueen, and R. J. Cava, *Phys. Rev. Lett.* **102**, 177005 (2009).
- [25] Y. Zhang et al., arXiv:1012.5980 (2010).
- [26] D. Mou et al., arXiv:1101.4556 (2011).
- [27] X.-P. Wang et al., arXiv:1101.4923 (2011).
- [28] L. Zhao et al., arXiv:1102.1057 (2011).
- [29] K. Kitagawa, N. Katayama, K. Ohgushi, M. Yoshida, and M. Takigawa, *J. Phys. Soc. Jpn.* **77**, 114709 (2008).
- [30] S.-H. Baek et al., *Phys. Rev. Lett.* **102**, 227601 (2009).
- [31] M. Yashima, H. Nishimura, H. Mukuda, Y. Kitaoka, K. Miyazawa, P. M. Shirage, K. Kiho, H. Kito, H. Eisaki, and A. Iyo, *J. Phys. Soc. Jpn.* **78**, 103702 (2009).
- [32] Y. Nakai et al., *Phys. Rev. Lett.* **105**, 107003 (2010).
- [33] R. R. Urbano et al., *Phys. Rev. Lett.* **105**, 107001 (2010).
- [34] L. Ma, J. Zhang, G. F. Chen, and W. Yu, *Phys. Rev. B* **82**, 180501(R) (2010).
- [35] Z. Shermadini et al., arXiv: 1101.1873 (2011).
- [36] F. Ye et al., arXiv:1102.2882 (2011).
- [37] R. H. Liu et al., arXiv:1102.2783 (2011).
- [38] D. A. Torchetti et al., arXiv:1101.4967 (2011).
- [39] H. Kotegawa et al., arXiv:1101.4572 (2011).
- [40] N. Harrison, R. D. McDonald, and J. Singleton, *Phys. Rev. Lett.* **99**, 206406 (2007).