

Collapse of Charged Scalar Field in Dilaton Gravity

Anna Borkowska and Marek Rogatko
Institute of Physics
Maria Curie-Skłodowska University
20-031 Lublin, pl. Marii Curie-Skłodowskiej 1, Poland
aborkow@kft.umcs.lublin.pl
rogat@kft.umcs.lublin.pl
marek.rogatko@poczta.umcs.lublin.pl

Rafał Moderski
Nicolaus Copernicus Astronomical Center
Polish Academy of Sciences
00-716 Warsaw, Bartycka 18, Poland
moderski@camk.edu.pl
(Dated: September 24, 2018)

We elaborated the gravitational collapse of a self-gravitating complex charged scalar field in the context of the low-energy limit of the string theory, the so-called dilaton gravity. We begin with the regular spacetime and follow the evolution through the formation of an apparent horizon and the final central singularity.

PACS numbers: 04.25.dg, 04.40.-b

I. INTRODUCTION

The long-standing prediction of general relativity is the occurrence of spacetime singularity inside black holes. The singularity theorems of Penrose and Hawking [1] predict the occurrence of spacetime singularities inside black holes under very plausible assumptions, but tell nothing about the geometrical and physical nature and properties of the emerging singularities.

Until recently the only known generic singularity was the Belinsky-Khalatnikov-Lifshitz (BKL) one [2]. According to this picture spacetime develops a succession of Kasner epochs in which the axes of contraction and expansion change chaotically. This singularity has a strong oscillatory character, which is highly destructive for any physical object. Soon after Belinsky *et al.* [3] used a scalar field to have an insight into a cosmological singularity problem of BKL. They found that scalar fields destroyed BKL oscillations and singularity became monotonic. Recently, it was shown [4] that the general solutions near spacelike singularity in superstring theories and in M-theory (the Einstein-dilaton-p-form field) exhibit an oscillatory character of BKL type.

For a Schwarzschild black hole it has been shown that the asymptotic portion of spacetime near singularity is free of aspherical perturbations propagated from the star's surface since the gravitational radiation is infinitely diluted as it reaches the singularity. On the other hand, the internal structure of Reissner-Nordström (RN) or Kerr black hole differs significantly from the above picture. The singularity becomes timelike and both of these spacetimes possess Cauchy horizons (null hypersurfaces beyond which predictability breaks down). In the last few years a new picture of the inner structure of black holes was achieved, according to which the Cauchy horizon inside RN or Kerr black hole transforms into a null, weak singularity, i.e., an infalling observer hitting this null singularity experiences only a finite tidal deformation [5], [6]. The curvature scalars and mass parameter diverge along this Cauchy singularity and this phenomenon is known as mass-inflation. The physical mechanism on which the Cauchy horizon singularity is based is strictly connected with small perturbations (remnants of gravitational collapse) which are gravitationally blueshifted as they propagate in the black hole interior parallel to the Cauchy horizon. For a toy model of spherically symmetric charged black hole the main features of singularity at the inner horizon were first deduced analytically from simplified examples based on null fluids [7]-[8].

Most of the conclusions supporting the existence of a null weak Cauchy horizon singularity were obtained by means of a perturbative analysis. The full non-linear investigations of the inner structure of black holes were given in Ref.[9] where the authors revealed that a central spacelike singularity is located deep inside a charged black hole coupled to a neutral scalar field. The existence of a null mass-inflation singularity was established by Brady and Smith [6], in their studies of non-linear evolution of a neutral scalar field on a spherical charged black hole. Burko [10] also studied the same problem and found a very good agreement between the non-linear numerical analysis and the predictions of the perturbative analysis. Expressions for the divergence rate of the blue-shifted factors for that model valid everywhere along Cauchy horizon, were given analytically in Ref.[12]. One should have in mind that all these numerical works were beginning on RN spacetime and a black hole formation was not calculated. Numerical studies of the spherically

symmetric collapse of a massless scalar field in the semiclassical approximation were conducted in Ref.[13]. Piran *et al.* [14] studied the inner structure of a charged black hole formed during the gravitational collapse of a self-gravitating charged scalar field. They started with a regular spacetime and conducted the evolution through the formation of an apparent horizon, Cauchy horizon and a final singularity. The results obtained in [14] were confirmed and refined in Refs. [15, 16].

The effect of pair creation in the strong electric fields in a dynamical model of a collapse of the self-gravitating electrically charged massless scalar field was elaborated in [17]. The authors studied the discharge below the event horizon and its influence on the dynamical formation of the Cauchy horizon. On the other hand, the dynamical formation and evaporation of a spherically charged black hole supposed initially to be non-extremal but tending towards the extremal black hole and moreover emitting Hawking radiation was investigated in Ref.[18]. Recently, a spherically symmetric charged black hole with a complex scalar field, gauge field and renormalized energy momentum tensor (in order to take into account the Hawking radiation) was considered in [19]. When the Hawking radiation was included it turned out that the inner horizon was separated from the Cauchy one. Studying the neutralization of the charged black hole in question it was found that the inner horizon evolved into a spacelike singularity. Using the exponentially large number of scalar particles it happened that one could extend investigations inside the inner horizon. Recently, the response of the Brans-Dicke field during gravitational collapse of matter was analyzed [20] while the internal structure of charged black hole including Hawking radiation and discharge was elaborated in [21]. In Ref.[22] the first axisymmetric numerical code testing the gravitational collapse of a complex scalar field was presented. Also the non-linear processes with the participation of an exotic scalar field modeled as a free scalar field with an opposite sign in the energy-momentum tensor, were considered [23] due to the case when RN black hole was irradiated by this kind of matter.

In this paper we shall consider the implication of superstring gravity for the dynamical collapse of charged complex scalar field. The famous Wheeler's dictum that *black holes have no hair* predicts that the inner structure of the black hole will not depend on the collapsing fields. In mathematical formulation this conjecture corresponds to the so-called black hole uniqueness theorem [24] (classification of the domains of outer communication of regular black hole spacetimes). On the other hand, various aspects of uniqueness theorem for four-dimensional black holes in the low-energy string theory was widely treated in Refs.[25].

In previous papers [26] we have examined the intermediate and late-time behaviour of matter fields (scalar and fermions) in the background of dilaton black holes. In some way the present studies will generalize the former ones to the more realistic toy model of the dynamical collapse. In what follows we assume that the considered Lagrangian for the charged complex scalar field will be coupled to the dilaton via an arbitrary coupling, i.e., $e^{2\alpha\phi}\mathcal{L}(\psi, \psi^*, A)$, in the *string frame*.

The outline of the remainder of the paper is as follows. In Sec.II we derive the equations describing the collapse of the charged scalar field in the presence of non-trivial coupling to the dilaton field. Sec.III was devoted to the numerical scheme applied in our investigations. We discussed the numerical algorithm, an adaptive grid used in computations and the boundary and initial conditions for the equations of motion for the considered problem. We also paid attention to the accuracy of our numerical code. Sec.IV is assigned to the discussion of the obtained results. In Sec.V we concluded our researches.

II. DILATON BLACK HOLE

In this section our main interests will concentrate on the behaviour of the collapsing complex charged scalar field when gravitational interactions take a form typical for the low-energy string theory, the so-called dilaton gravity. To take into account the unknown coupling of the dilaton field to the considered charged complex scalar field, we choose the action in the form

$$\hat{I} = \int d^4x \sqrt{-\hat{g}} \left[e^{-2\phi} \left(\hat{R} - 2 \left(\hat{\nabla}\phi \right)^2 + e^{2\alpha\phi} \mathcal{L} \right) \right], \quad (1)$$

where the Lagrangian \mathcal{L} is given by

$$\mathcal{L} = -\frac{1}{2} \left(\hat{\nabla}_\alpha \psi + ieA_\alpha \psi \right) \hat{g}^{\alpha\beta} \left(\hat{\nabla}_\beta \psi^* - ieA_\beta \psi^* \right) - F_{\mu\nu} F^{\mu\nu}. \quad (2)$$

The action is written in the *string frame* but it will be useful to rewrite it in the *Einstein frame*. In *Einstein frame* the metric is related to the *string frame* via the conformal transformation of the form provided by the following:

$$g_{\alpha\beta} = e^{-2\phi} \hat{g}_{\alpha\beta}. \quad (3)$$

The gravitational part of the action (1) appears in the *Einstein frame* in a more familiar form. Namely, it implies the following:

$$I = \int d^4x \sqrt{-g} \left[R - 2(\nabla\phi)^2 + e^{2\alpha\phi+4\phi} \mathcal{L}(\psi, \psi^*, A, e^{2\phi} g_{\alpha\beta}) \right]. \quad (4)$$

The equations of motion derived from the variational principle yield

$$\nabla^2\phi - \frac{\alpha+1}{4} e^{2\phi(\alpha+1)} \left(\nabla_\beta\psi + ieA_\beta\psi \right) \left(\nabla^\beta\psi^* - ieA^\beta\psi^* \right) - \frac{1}{2} \alpha e^{2\alpha\phi} F^2 = 0, \quad (5)$$

$$\nabla_\mu \left(e^{2\alpha\phi} F^{\mu\nu} \right) + \frac{e^{2\phi(\alpha+1)}}{4} \left[ie\psi^* \left(\nabla^\nu\psi + ieA^\nu\psi \right) - ie\psi \left(\nabla^\nu\psi^* - ieA^\nu\psi^* \right) \right] = 0, \quad (6)$$

$$\nabla^2\psi + ieA^\beta \left(2\nabla_\beta\psi + ieA_\beta\psi \right) + ie\nabla_\delta A^\delta\psi = 0, \quad (7)$$

$$\nabla^2\psi^* - ieA^\beta \left(2\nabla_\beta\psi^* - ieA_\beta\psi^* \right) - ie\nabla_\delta A^\delta\psi^* = 0, \quad (8)$$

$$G_{\mu\nu} = T_{\mu\nu}(\phi, F, \psi, \psi^*, A), \quad (9)$$

where the energy momentum tensor $T_{\mu\nu}(\phi, F, \psi, \psi^*, A)$ for the fields in the theory under consideration is provided by the relation

$$T_{\mu\nu}(\phi, F, \psi, \psi^*, A) = e^{2\phi(\alpha+1)} \tilde{T}_{\mu\nu}(\psi, \psi^*, A) + T_{\mu\nu}(F, \phi). \quad (10)$$

In Eq.(10) by $\tilde{T}_{\mu\nu}(\psi, \psi^*, A)$ we have denoted the following expression:

$$\begin{aligned} \tilde{T}_{\mu\nu}(\psi, \psi^*, A) &= \frac{1}{4} \left[ie\psi \left(A_\mu \nabla_\nu\psi^* + A_\nu \nabla_\mu\psi^* \right) - ie\psi^* \left(A_\mu \nabla_\nu\psi + A_\nu \nabla_\mu\psi \right) \right] \\ &+ \frac{1}{4} \left(\nabla_\mu\psi \nabla_\nu\psi^* + \nabla_\mu\psi^* \nabla_\nu\psi \right) + \frac{1}{2} e^2 A_\mu A_\nu \psi \psi^* + \frac{1}{2} \tilde{\mathcal{L}}(\psi, \psi^*, A) g_{\mu\nu}, \end{aligned} \quad (11)$$

where the explicit form of the Lagrangian $\tilde{\mathcal{L}}(\psi, \psi^*, A)$ is written as

$$\tilde{\mathcal{L}}(\psi, \psi^*, A) = -\frac{1}{2} \left(\nabla_\beta\psi + ieA_\beta\psi \right) \left(\nabla^\beta\psi^* - ieA^\beta\psi^* \right). \quad (12)$$

On the other hand, for $T_{\mu\nu}(F, \phi)$ one gets

$$T_{\mu\nu}(F, \phi) = e^{2\alpha\phi} \left(2F_{\mu\rho} F_{\nu}{}^\rho - \frac{1}{2} g_{\mu\nu} F^2 \right) - g_{\mu\nu} (\nabla\phi)^2 + 2\nabla_\mu\phi \nabla_\nu\phi. \quad (13)$$

In order to study the gravitational collapse in a spherically symmetric spacetime it will be useful to consider the line element written in the double null form [27]

$$ds^2 = -a(u, v)^2 dudv + r^2(u, v) d\Omega^2, \quad (14)$$

where u, v are advanced and retarded time null coordinates. The null character of the coordinates in question will be preserved by the gauge transformation of the form $u \rightarrow f(u)$ and $v \rightarrow g(v)$. Using doubly null coordinates enables us to begin with the regular initial spacetime at approximately past null infinity, compute the formation of black hole's event horizon and then prolong the evolution of the black hole to the central singularity formed during the dynamical collapse.

The assumption of spherical symmetry and the above coordinate choice imply that the only non-vanishing component of the $U(1)$ -gauge strength field is F_{uv} or F_{vu} . Consequently, it provides another restriction on the gauge potential. Namely, one has to do with A_u or A_v . We can get rid of one of these components of gauge potential by using the gauge freedom of the form $A_u \rightarrow A_u + \nabla_u\theta$. If one chooses $\theta = \int A_v dv$, then we are left with the only one component of the gauge field, which is the function of u and v -coordinates.

To proceed further, we take into account the v -component of the generalized Einstein-Maxwell equations. It leads to the following relation:

$$\left[\frac{2e^{2\alpha\phi} r^2 A_{u,v}}{a^2} \right]_{,v} + \frac{r^2 e^{2\phi(\alpha+1)}}{4} ie \left(\psi^* \psi_{,v} - \psi \psi^*_{,v} \right) = 0. \quad (15)$$

Let us define the quantity

$$Q = 2 \frac{A_{u,v} r^2}{a^2}, \quad (16)$$

just as in Ref.[15]. Q corresponds to the electric charge within the sphere of the radius $r(u, v)$. The above definition enables us to separate the second order partial differential equation for A_u into two much simpler first order differential equations. We arrive at the following:

$$A_{u,v} - \frac{Qa^2}{2r^2} = 0, \quad (17)$$

and

$$Q_{,v} + 2 \alpha \phi_{,v} Q + \frac{ie r^2}{4} e^{2\phi} \left(\psi^* \psi_{,v} - \psi \psi_{,v}^* \right) = 0. \quad (18)$$

The equation of motion for dilaton field (5) has the form provided by

$$r_{,u} \phi_{,v} + r_{,v} \phi_{,u} + r \phi_{,uv} - \frac{(\alpha+1)}{8} e^{2\phi(\alpha+1)} r \left[\psi_{,u} \psi_{,v}^* + \psi_{,v} \psi_{,u}^* + ie A_u \left(\psi \psi_{,v}^* - \psi^* \psi_{,v} \right) \right] - \alpha \frac{a^2 Q^2 e^{2\alpha\phi}}{4r^3} = 0. \quad (19)$$

Consequently, the relations for the complex scalar fields are given by

$$r_{,u} \psi_{,v} + r_{,v} \psi_{,u} + r \psi_{,uv} + ie r A_u \psi_{,v} + ie r_{,v} A_u \psi + \frac{ie Q a^2}{4r} \psi = 0, \quad (20)$$

$$r_{,u} \psi_{,v}^* + r_{,v} \psi_{,u}^* + r \psi_{,uv}^* - ie r A_u \psi_{,v}^* - ie r_{,v} A_u \psi^* - \frac{ie Q a^2}{4r} \psi^* = 0. \quad (21)$$

Combining the adequate components of the Einstein tensor and the stress-energy tensor for the underlying theory we obtain the following set of equations:

$$\frac{2a_{,u} r_{,u}}{a} - r_{,uu} = r \phi_{,u}^2 + \frac{r e^{2\phi(\alpha+1)}}{4} \left[\psi_{,u} \psi_{,u}^* + ie A_u \left(\psi \psi_{,u}^* - \psi^* \psi_{,u} \right) + e^2 A_u^2 \psi \psi^* \right], \quad (22)$$

$$\frac{2a_{,v} r_{,v}}{a} - r_{,vv} = r \phi_{,v}^2 + \frac{1}{4} r e^{2\phi(\alpha+1)} \psi_{,v} \psi_{,v}^*, \quad (23)$$

$$\frac{a^2}{4r} + \frac{r_{,u} r_{,v}}{r} + r_{,uv} = \frac{e^{2\alpha\phi} a^2 Q^2}{4r^3}, \quad (24)$$

$$\frac{a_{,u} a_{,v}}{a^2} - \frac{a_{,uv}}{a} - \frac{r_{,uv}}{r} = \frac{Q^2 e^{2\alpha\phi} a^2}{4r^4} + \phi_{,u} \phi_{,v} + \frac{e^{2\phi(\alpha+1)}}{8} \left[\psi_{,u} \psi_{,v}^* + \psi_{,u}^* \psi_{,v} + ie A_u \left(\psi \psi_{,v}^* - \psi^* \psi_{,v} \right) \right]. \quad (25)$$

Moreover, we introduce new auxiliary variables written in the form as

$$\begin{aligned} c &= \frac{a_{,u}}{a}, & d &= \frac{a_{,v}}{a}, & f &= r_{,u}, & g &= r_{,v}, \\ s &= \psi, & p &= \psi_{,u}, & q &= \psi_{,v}, & \beta &= A_u, \\ k &= \phi, & x &= \phi_{,u}, & y &= \phi_{,v}, \end{aligned} \quad (26)$$

and the additional quantities provided by the relations as follows:

$$\lambda \equiv \frac{a^2}{4} + fg, \quad (27)$$

$$\mu \equiv fq + gp, \quad (28)$$

$$\eta \equiv gx + fy. \quad (29)$$

Instead of considering two complex fields ψ and ψ^* one can introduce two real fields obeying the relations $\psi = \psi_1 + i \psi_2$ and $\psi^* = \psi_1 - i \psi_2$. On this account, it leads to

$$s = s_1 + i s_2, \quad p = p_1 + i p_2, \quad q = q_1 + i q_2, \quad (30)$$

$$\mu = \mu_1 + i \mu_2, \quad \mu_1 = fq_1 + gp_1, \quad \mu_2 = fq_2 + gp_2. \quad (31)$$

Thus, having in mind all the above, one can rewrite the system of the second order partial differential equations as the first order one. By this procedure we get the following system of the first order differential equations:

$$P1 : a_{,u} - a c = 0, \quad (32)$$

$$P2 : a_{,v} - a d = 0, \quad (33)$$

$$P3 : r_{,u} - f = 0, \quad (34)$$

$$P4 : r_{,v} - g = 0, \quad (35)$$

$$P5_{(Re)} : s_{1,u} - p_1 = 0, \quad (36)$$

$$P5_{(Im)} : s_{2,u} - p_2 = 0, \quad (37)$$

$$P6_{(Re)} : s_{1,v} - q_1 = 0, \quad (38)$$

$$P6_{(Im)} : s_{2,v} - q_2 = 0, \quad (39)$$

$$P7 : k_{,u} - x = 0, \quad (40)$$

$$P8 : k_{,v} - y = 0, \quad (41)$$

$$E1 : f_{,u} - 2 c f + r x^2 + \frac{1}{4} r e^{2k(\alpha+1)} \left[p_1^2 + p_2^2 + 2 e \beta (s_1 p_2 - s_2 p_1) + e^2 \beta^2 (s_1^2 + s_2^2) \right] = 0, \quad (42)$$

$$E2 : g_{,v} - 2 d g + r y^2 + \frac{1}{4} r e^{2k(\alpha+1)} (q_1^2 + q_2^2) = 0, \quad (43)$$

$$E3^{(1)} : f_{,v} + \frac{\lambda}{r} - e^{2\alpha k} \frac{Q^2 a^2}{4 r^3} = 0, \quad (44)$$

$$E3^{(2)} : g_{,u} + \frac{\lambda}{r} - e^{2\alpha k} \frac{Q^2 a^2}{4 r^3} = 0, \quad (45)$$

$$E4^{(1)} : c_{,v} - \frac{\lambda}{r^2} + x y + \frac{1}{4} e^{2k(\alpha+1)} \left[p_1 q_1 + p_2 q_2 + e \beta (s_1 q_2 - s_2 q_1) \right] + e^{2\alpha k} \frac{Q^2 a^2}{2 r^4} = 0, \quad (46)$$

$$E4^{(2)} : d_{,u} - \frac{\lambda}{r^2} + x y + \frac{1}{4} e^{2k(\alpha+1)} \left[p_1 q_1 + p_2 q_2 + e \beta (s_1 q_2 - s_2 q_1) \right] + e^{2\alpha k} \frac{Q^2 a^2}{2 r^4} = 0, \quad (47)$$

$$S_{(Re)}^{(1)} : r p_{1,v} + \mu_1 - e r \beta q_2 - e s_2 \beta g - e s_2 \frac{Q a^2}{4 r} = 0, \quad (48)$$

$$S_{(Im)}^{(1)} : r p_{2,v} + \mu_2 + e r \beta q_1 + e s_1 \beta g + e s_1 \frac{Q a^2}{4 r} = 0, \quad (49)$$

$$S_{(Re)}^{(2)} : r q_{1,u} + \mu_1 - e r \beta q_2 - e s_2 \beta g - e s_2 \frac{Q a^2}{4 r} = 0, \quad (50)$$

$$S_{(Im)}^{(2)} : r q_{2,u} + \mu_2 + e r \beta q_1 + e s_1 \beta g + e s_1 \frac{Q a^2}{4 r} = 0, \quad (51)$$

$$D^{(1)} : r x_{,v} + \eta - \frac{\alpha + 1}{4} r e^{2k(\alpha+1)} \left[p_1 q_1 + p_2 q_2 + e \beta (s_1 q_2 - s_2 q_1) \right] - \alpha e^{2\alpha k} \frac{Q^2 a^2}{4 r^3} = 0, \quad (52)$$

$$D^{(2)} : r y_{,u} + \eta - \frac{\alpha + 1}{4} r e^{2k(\alpha+1)} \left[p_1 q_1 + p_2 q_2 + e \beta (s_1 q_2 - s_2 q_1) \right] - \alpha e^{2\alpha k} \frac{Q^2 a^2}{4 r^3} = 0, \quad (53)$$

$$M1 : \beta_{,v} - \frac{Q a^2}{2 r^2} = 0, \quad (54)$$

$$M2 : Q_{,v} + 2 \alpha y Q - \frac{1}{2} e^{2k} e r^2 (s_1 q_2 - s_2 q_1) = 0. \quad (55)$$

Let us introduce some quantities of physical interest. Namely, we define the mass function provided by the relation

$$m(u, v) = \frac{r}{2} \left(1 + \frac{4 r_{,u} r_{,v}}{a^2} \right) = \frac{r}{2} \left(1 + \frac{4}{a^2} f g \right). \quad (56)$$

It represents the Hawking mass, i.e., the mass included in a sphere of the radius $r(u, v)$. Moreover, the Ricci scalar has the form as

$$R(u, v) = -\frac{16x y}{a^2} - \frac{2}{a^2} e^{2k(\alpha+1)} \left[p q^* + q p^* + i e \beta (s q^* - q s^*) \right], \quad (57)$$

or it can be rewritten in the form which yields the following:

$$R(u, v) = -\frac{16x y}{a^2} - \frac{4}{a^2} e^{2k(\alpha+1)} \left[p_1 q_1 + p_2 q_2 + e \beta (s_1 q_2 - s_2 q_1) \right]. \quad (58)$$

III. NUMERICAL COMPUTATIONS

A. Numerical algorithm

The system of equations (32)-(55) in the theory under consideration has to be solved numerically. In order to find the solution one should elaborate an evolution of the quantities d , q_1 , q_2 , y , a , s_1 , s_2 , k , g , r , Q , β , f , p_1 , p_2 and x . The quantity c does not play the significant role in the process under consideration, so it can be ignored. The evolution of the quantities d , q_1 , q_2 and y along u is governed by relations $E4^{(2)}$, $S_{(Re)}^{(2)}$, $S_{(Im)}^{(2)}$ and $D^{(2)}$, respectively. The remaining quantities, a , s_1 , s_2 , k , g , r , Q , β , f , p_1 , p_2 and x evolve in turn along v -coordinate according to equations $P2$, $P6_{(Re)}$, $P6_{(Im)}$, $P8$, $E2$, $P4$, $M2$, $M1$, $E3^{(1)}$, $S_{(Re)}^{(1)}$, $S_{(Im)}^{(1)}$ and $D^{(1)}$. On the other hand, Eqs. $P1$ and $E4^{(1)}$ describing the behaviour of c may be discarded and the remaining relations can be used to determine the boundary conditions.

In our studies the numerical algorithm similar to the one proposed in [11] was implemented. The computations were carried out on the two-dimensional grid constructed in the (vu) -plane. In order to obtain a value of a particular function at a point (v, u) one should have values of the appropriate functions at points $(v - h_v, u)$ and $(v, u - h_u)$, where h_v and h_u are integration steps in v and u directions, respectively. Equations describing the evolution of the considered quantities along the coordinates u and v may be symbolically written as:

$$\mathbf{f}_{,u} = \mathbf{F}(\mathbf{f}, \mathbf{g}), \quad \mathbf{g}_{,v} = \mathbf{G}(\mathbf{f}, \mathbf{g}). \quad (59)$$

In order to get the value of the particular function at a point (v, u) , we should find the auxiliary quantities which yield

$$\mathbf{ff}|_{(v,u)} = \mathbf{f}|_{(v,u-h_u)} + h_u \mathbf{F}(\mathbf{f}, \mathbf{g})|_{(v,u-h_u)}, \quad (60)$$

$$\mathbf{gg}|_{(v,u)} = \mathbf{g}|_{(v-h_v,u)} + \frac{h_v}{2} \left(\mathbf{G}(\mathbf{f}, \mathbf{g})|_{(v,u)} + \mathbf{G}(\mathbf{ff}, \mathbf{gg})|_{(v,u)} \right). \quad (61)$$

By virtue of the above the final values of the quantities in question are provided by the following:

$$\mathbf{f}|_{(v,u)} = \frac{1}{2} \left(\mathbf{ff}|_{(v,u)} + \mathbf{f}|_{(v,u-h_u)} + h_u \mathbf{F}(\mathbf{ff}, \mathbf{gg})|_{(v,u)} \right), \quad (62)$$

$$\mathbf{g}|_{(v,u)} = \frac{1}{2} \left(\mathbf{gg}|_{(v,u)} + \mathbf{g}|_{(v-h_v,u)} + h_v \mathbf{G}(\mathbf{ff}, \mathbf{gg})|_{(v,u)} \right). \quad (63)$$

In the early stages of the calculations the numerical grid is divided evenly, both in v and u directions. On this account, at the beginning the quantities h_v and h_u are equal to each other.

B. Adaptive mesh refinement

The coordinates u and v ensure the regular behaviour of all the considered quantities within the domain of integration except the vicinity of $r = 0$. However, during the numerical analysis the considerable difficulties also arise close to the event horizon, where function f diverges. A relatively dense numerical grid is necessary in order to satisfactorily determine the location of the event horizon and to examine the behaviour of fields inside it, especially for large values of the v -coordinate. The efficiency of the calculations suggests using an adaptive grid and performing integration with a smaller step in particular regions. On this account the refinement algorithms enable us to make the grid denser both in v and u directions and to do the same only along u -coordinate. The first one makes the integration steps h_v and h_u smaller on the equal footing as one approaches the event horizon and reaches the large values of v . The other one changes only the value of h_u . It turned out that the latter refinement of the adaptive grid gives the satisfactory results and it is more effective due to the computation time and required computer's memory. Hence, all the results presented in our paper will be based on it.

In order to determine the area of the integration grid, where the grid should be denser, a local error indicator need to be used. The aforementioned quantity ought to be bounded with the evolving quantities as well as it should change its value significantly in the adequate region. It happened that [15] the function $\Delta r/r$ along u -coordinate meets our requirements.

TABLE I: Initial profiles of field functions

Family	Profile
(f_{D+S})	$\tilde{p} \cdot v^2 \cdot e^{-\left(\frac{v-c_1}{c_2}\right)^2}$
(f_S)	$\tilde{p} \cdot \sin^2\left(\pi \frac{v}{v_f}\right) \cdot \left(\cos\left(\pi \frac{2v}{v_f}\right) + i \cos\left(\pi \frac{2v}{v_f} + \delta\right)\right)$

C. Boundary and initial conditions

Having specified the numerical algorithm for the solution of the equations of motion we refine our studies to the case of the initial and boundary conditions for the equations in question. The boundary conditions refer to the surface $u = v$, while the initial conditions are formulated along an arbitrarily chosen constant surface $u = u_i$. A point $(0, 0)$ is chosen to be the intersection of these two lines in the (vu) -plane. It also indicates the center of the considered spacetime.

The physical situation we shall take into account will be the gravitational collapse of a spherically symmetric shell of infalling complex charged matter. Spacetime of a spherical shell of matter is flat in two regions, i.e., inside the shell and at large radii from it. This fact enables us to assume that the line $u = v$ will be not significantly affected by the presence of the collapsing shell of matter. On this account the spacetime may be considered as nearly flat and electrically neutral in that region. Thus, it gives the following boundary conditions: $r = Q = \beta = 0$. Consequently, equations $E3^{(1,2)}$ reveal that $\lambda = 0$ along $u = v$. This fact together with Eqs. $P3$ and $P4$ provides that $f = -g = -\frac{a}{2}$. Furthermore, the requirement $s_{1,r} = s_{2,r} = k_{,r} = a_{,r} = 0$ along $u = v$ guarantees that the field functions flatten near $r = 0$ making the numerical analysis possible. Because of the fact that r changes non-linearly along the coordinates u and v this boundary condition is implemented using the three-point regressive derivative method with a variable step, except the first point, where the Euler's method is used.

Combining the relation $\mu_1 = \mu_2 = \eta = 0$ along $u = v$ line and Eqs. $S_{(Re)}^{(1,2)}$, we obtain that $p_1 = q_1$, $p_2 = q_2$ and $x = y$. On the other hand, the boundary conditions for the quantities evolving along u can be achieved according to the algorithm described in the previous section. It can be seen that the auxiliary quantities (61) are taken to be equal to the corresponding functions at $r = 0$.

The assumption of the flat geometry in the region, where an observation of the collapse begins justifies the condition that $d(v, 0) = 0$. Further, it fixes the remaining freedom in v -coordinate. By virtue of the flatness of the spacetime in the vicinity of a surface $u = v$ and the above assumptions we get that $a(v, 0) = 1$. One should mention that the initial conditions ought to include the arbitrary profiles for scalar functions $s_1(v, 0)$ and $s_2(v, 0)$ describing the real and the imaginary parts of the charged scalar field and for the dilaton field $k(v, 0)$. The one-parameter families of the initial profiles are listed in Table I, where a free family parameter is denoted as \tilde{p} , constants c_1 and c_2 are arbitrarily chosen, while v_f equals the final value of v . $\delta \in [0, \frac{\pi}{2}]$ is a phase difference determining the amount of the initial electric charge [21]. The quantities $q_1(v, 0)$, $q_2(v, 0)$ and $y(v, 0)$ are computed analytically using equations $P6_{(Re)}$, $P6_{(Im)}$ and $P8$. The values of the functions g , r , Q , β , f , p_1 , p_2 and x along the axis $u = 0$ are obtained using the three-point Simpson's method apart from the first point, where the Newton's method is implemented.

D. Numerical tests

The most straightforward manner of checking the correctness of the numerical code will be a comparison between achieved results and an analytical solution of the considered problem. Unfortunately, because of the lack of the analytical solution of the problem in question one should apply indirect methods of checking the accuracy of the numerical code.

The first trial will be checking of the convergence of the obtained results. One verifies that the fields under consideration converge to some values in the expected region of convergence. From the numerical point of view it envisages the fact that the algorithm and its implementation are free of mistakes. To begin with we carried the computations not requiring adaptive mesh on four different grids with integration steps equal in both directions. The integration step of the particular grid was twice the size of a denser one. The evolving field profiles for arbitrarily

chosen u -coordinate are shown in Fig.1. We scaled up the vicinities of the cusps, where the differences among profiles were most significant. For all the field profiles the very good agreement of an order of 0.01% was achieved. On the other hand, the linear convergence of the numerical code is presented in Fig.2. The differences between the profiles obtained on the two grids with a quotient of the integration steps equal to 2 and their respective doubles are hardly distinguishable. The divergence is at most 1%, as may be inferred from the values shown in the magnified areas. Moreover, Fig.2 gives the clear evidence that the errors become smaller as the grid density increases.

The next test of our code is to check whether mass (56) and charge (16) are conserved in the evolving spacetime. The considered fields are scattered by the gravitational and electromagnetic potential barriers as the collapsing shell approaches its gravitational radius. Therefore the conservation laws are not satisfied in the entire domain of integration. Nevertheless, this effect of the outgoing fluxes of mass and charge is negligible [15] and it has no significant influence on the total mass and charge, excluding the area in the vicinity of new forming black hole event horizon. In Fig.3 the behaviours of mass and charge for the large value of the advanced time are presented. It turned out that for u not exceeding 1, mass and charge are conserved up to within 1.6% and 2.5%, respectively. Further, the inspection of Fig.3 reveals the deviation of the aforementioned quantities from constancy increases with the advanced time. It is caused due to the fact that the reflected waves carry off some mass as well as charge. Because of the fact that the total mass contains also the energy momentum of gravitational field which is not taken into account in the Noether current bounded with the energy momentum tensor, the subject of the mass conservation is more subtle [15].

The last test of the accuracy of our code consists of the analysis of the simplified versions of the problem in question. Namely, in Fig.4 we depicted the outgoing null rays in (rv) -plane for the spacetime containing black hole stemmed from the gravitational collapse of the neutral scalar field. The situation corresponds to setting $\alpha = e = 0$ in the equations of motion and eliminating electrically charged scalar field by putting $\psi = 0$. The value of the free parameter is equal to 0.125. On the other hand, Fig.5 illustrates the outgoing null rays for the spacetime of a black hole emerging due to the gravitational collapse of an electrically charged scalar fields. Here, we put $\alpha = 0$ and get rid of the dilaton field by setting $\phi = 0$. The value of free parameter was taken to be 0.5. The inspection of Fig.5 shows the formation of the black hole event horizon and a Cauchy horizon at asymptotically large v . The structures of the spacetimes emerging during collapses presented in Figs.4 and 5 are in a perfect agreement with the results published in Refs.[11, 14, 15].

IV. RESULTS

In our numerical studies we have used the one-parameter families of initial profiles referring to the real and imaginary parts of the electrically charged scalar field and dilaton field. The results do not depend on the type of the family of the initial profiles as well as on family constants. Hence their choice is unrestricted. Moreover, no significant dependence on the electric coupling constant was observed. On this account the electric coupling constant was put $e = 0.5$, in all the calculations. All the results in the present section were obtained using profiles (f_{D+S}) with values of the family constants equal respectively to: $c_{1,s_1} = 0.75$, $c_{2,s_1} = 0.15$, $c_{1,s_2} = 1.55$, $c_{2,s_2} = 0.17$ and $c_{1,k} = 1.3$, $c_{2,k} = 0.21$. Subscripts s_1 , s_2 and k refer to the real and imaginary parts of the electrically charged fields and dilaton field, respectively. The family parameters \tilde{p}_{s_1} , \tilde{p}_{s_2} and \tilde{p}_k are taken to be equal and they are denoted by \tilde{p} .

The critical phenomena in gravitational physics turned out to be one of the key thought experiments in the studies of black hole formation (see Ref.[28, 29] and references therein). There is a critical value of the parameter, denoted by \tilde{p}^* , below which the spacetime is non-singular and does not contain a black hole. For values exceeding \tilde{p}^* there is a black hole in the spacetime, which means that it is singular. These phenomena are referred to as subcritical and supercritical, respectively. It was revealed in Ref.[30] that for any fixed radius observer, as we take the limit to the critical value of the parameter, the sphere of the influence of the diminishing black hole mass shrunked to zero. On the other hand, the resulting spacetime converges pointwise to Minkowski spacetime at $r > 0$. Moreover, the convergence is not even uniform.

In what follows we shall study the gravitational collapse of a self-interacting complex charged scalar field in the dilaton gravity. We take into account models with different values of coupling constant α . To begin with one considers first a subcritical evolution. In Fig.6 and 8 we depicted the radial function $r(u, v)$ as a function of the ingoing null coordinate v along a sequence of the outgoing null rays ($u = const.$) All the outgoing null rays originate from the nonsingular axis $r = 0$. Just we begin our evolution with a regular spacetime along $u = 0$. In Figs.6 and 8 we plotted two cases, first one for a slightly curved spacetime when $\tilde{p} \ll \tilde{p}^*$ and the other for almost critical one, for which $\tilde{p} \lesssim \tilde{p}^*$. We take into account two values of free parameter $\tilde{p} = 0.05$ and $\tilde{p} = 0.0517693$, for the case when the coupling constant $\alpha = 1$ and $e = 0.5$, and $\tilde{p} = 0.0485$ and $\tilde{p} = 0.0503946$, when the value of coupling constant $\alpha = -1$ and $e = 0.5$. In both figures we observe a flat region corresponding to small values of advanced and retarded times in which one has that $r(u, v)$ is proportional to u and v . With the passage of time the curvature of the spacetime becomes considerable and we have no longer proportionality between r and (u, v) . As was expected the spacetime

under consideration curved earlier and more significantly for larger value of the parameter \tilde{p} . In Fig.6 we observe the intersections of $u = \text{const.}$ lines for larger values of r .

Figs.7 and 9 display Kruskal diagrams $(r(u, v), v)$ for the spacetimes under consideration. As in the previous case we start the evolution from a regular spacetime along $u = 0$. We studied two cases of singular spacetime, one with small black hole when $\tilde{p} \gtrsim \tilde{p}^*$ and the other one, with big black hole for which $\tilde{p} \gg \tilde{p}^*$. The values of the \tilde{p} parameter are 0.0525 and 0.1, respectively. Fig.7 describes the birth of black holes for the coupling constant $\alpha = 1$ and $e = 0.5$, while Fig.9 is performed for the case $\alpha = -1$ and $e = 0.5$. In both figures one can distinguish between two types of outgoing null rays in the (rv) -plane. Namely, the outermost null rays escaping to the future null infinity (for small value of retarded time) and the innermost null rays which stem from the nonsingular axis $r = 0$ and terminate at the singular part of the hypersurface $r = 0$. Their evolution is described by finite value of v . Contrary to Refs.[14, 15] we did not find in our numerical simulations intermediate outgoing null rays approaching a fixed radius at late times (when $v \rightarrow \infty$). Just, the evolution in question resembles formation of Schwarzschild black hole, rather than RN one with Cauchy horizon.

In order to better understand the causal structure of the dynamical spacetimes in question we shall proceed to perform the Penrose diagrams (the dependence (u, v) along $r = \text{const.}$). In Figs.10 and 12 we present the results for the slightly curved and almost critical non-singular spacetimes for $\alpha = 1$ or $\alpha = -1$ and $e = 0.5$. The other parameters are as in Fig.6 and 8, respectively. For both of them the outermost contour line corresponding to $r = 0$ is a non-singular straight line. On the other hand, in Figs.11 and 13 we presented lines of constant r in the (vu) -plane for small and large black hole emerging from the gravitational collapse. Fig.11 was performed for $\alpha = 1$, while in Fig.13 we put the coupling constant $\alpha = -1$. In both cases one has $e = 0.5$. The outermost thick line is equivalent to $r = 0$. Contrary to the previous cases, in the spacetime of dynamical formation of black hole one has a straight line ($u = v$) in the left section. This behaviour corresponds to the non-singular axis. On the other hand, the right part corresponds to the central singularity at $r = 0$. Because of the fact that $r_{,v} < 0$ along the latter section, we have to do with the spacelike singularity. Two types of horizons are present in the singular spacetimes. The apparent horizon is represented by the contour $r_{,v} = 0$, while the event horizon is provided by the line of constant u and characterized by $r_{,v} = 0$ when $v \rightarrow \infty$. The dynamical character of the emerging spacetimes is reflected in relative positions of the aforementioned horizons. They do not coincide in the early stages of the evolution and in the end, they approach the same value of $u = \text{const.}$ as v tends to infinity.

The next object of our interest was an influence of dilatonic coupling constant on the evolution described by the considered equations of motion. The set of Penrose diagrams (representing lines $r = \text{const.}$ in (vu) -plane) for different values of α is shown in Fig.14. The values of dilatonic coupling constants were arbitrarily chosen to be ± 0.5 , ± 1 and ± 1.5 . The value of the free family parameter was taken as $\tilde{p} = 0.075$. We conclude that the value of α exerts no qualitative influence on the structure of spacetime. The most striking effect is connected with the moment of the horizon's formation. In general, for bigger absolute values of α the horizon forms at earlier advanced times. Although the effect is far more noticeable for positive values of dilatonic coupling constant, it is also present for α not exceeding zero.

We also examined mass of a black hole emerging from the gravitational collapse in question as a function of v -coordinate along the apparent horizon for different values of coupling constant α . The relations are depicted in Figs.15 and 16. Mass of a black hole, denoted by M , is Hawking mass (56) calculated along apparent horizon. It turned out that for large values of retarded time black hole mass tends to a constant value. For positive values of α we observe that the bigger coupling constant is the bigger Hawking mass one gets. Moreover, the dependence of M on α -coupling constant is linear. In the case of α less than zero, its influence on the asymptotic value of Hawking mass is not so straightforward.

Now we proceed to study different features of the collapsing spacetimes as functions of null coordinates. Namely, we shall concentrate on Hawking mass (56), Ricci scalar (57), metric coefficient g_{uv} and v -derivative of r . In our considerations we put $\tilde{p} = 0.1$, $e = 0.5$ and considered two distinct types of evolutions for dilatonic coupling constants equal to $\alpha = \pm 1$. We took into account foliations of spacetime in both v - and u -directions and studied ingoing null rays terminating at a non-singular part of $r = 0$, outside event horizon and within it, as well as at singular $r = 0$. We paid attention to outgoing null rays outside, inside and exactly along the event horizon of the emerging black hole. For both values of α we examine ingoing null ray $v = 0.75$ lying entirely outside the event horizon, hence terminating at the non-singular part of $r = 0$. Next, we consider a null ray situated along $v = 1$ which crosses the event horizon, but also ends at regular $r = 0$. The other ingoing null rays are $v = 1.25$ for $\alpha = -1$ and $v = 1.2$ for $\alpha = 1$. They have the same characteristic as the previous one, but they are situated much closer to the cusp on Penrose diagram of the spacetime. We also consider two null rays terminating at central singularity which lie along $v = 1.75$ and $v = 2$. As far as the outgoing null rays are concerned, one examined the outgoing null ray $u = 0.5$ situated outside event horizon for $\alpha = -1$ and $\alpha = 1$. The event horizon is situated along $u = 0.8557$ for $\alpha = -1$ and along $u = 0.6663$ for $\alpha = 1$, so these null rays were the next objects of our studies. We also paid attention to $u = \text{const.}$ lying beyond the event horizon. They are situated along $u = 0.86$, $u = 0.95$ for $\alpha = -1$ and along $u = 0.67$, $u = 0.75$ for $\alpha = 1$.

Hawking mass as a function of u along null rays in question for $\alpha = -1$ and $\alpha = 1$ is shown in Fig.17. For both values of α , in the case of ingoing null rays terminating at non-singular part of $r = 0$, Hawking mass tends to zero as the retarded time increases. Its behaviour along $v = \text{const.}$ is evidently different for ingoing null rays hitting the central singularity. For $\alpha = -1$ Hawking mass is constant until it reaches the vicinity of $r = 0$, where it grows rapidly. The situation is quite different for the coupling constant $\alpha = 1$. In this case Hawking mass grows continuously along $v = \text{const.}$ and its increase is not so sudden close to $r = 0$.

Hawking mass as a function of v along the aforementioned null rays for $\alpha = -1$ and $\alpha = 1$ is shown in Fig.18. It grows during the dynamic evolution and reaches a constant value when the spacetime becomes static, which is indicated by the coalescence of apparent and event horizons. In the early stages of the collapse, for both α , the values of Hawking mass are bigger for small retarded times. For $\alpha = -1$ at some v -interval this relationship disappears and Hawking mass randomly reaches actually the same constant value for all outgoing null rays. The interval is shown in the magnified area in Fig.18a. On the contrary, for $\alpha = 1$ there is one point, at which lines indicating Hawking mass as a function of v cross. The relationship mentioned above changes its character and values of Hawking mass are now bigger for large retarded times. The point and its vicinity are depicted in the magnified area in Fig.18b. Moreover, for $\alpha = 1$, the constant values of Hawking mass for large advanced times are different for each $u = \text{const.}$

Ricci scalar as a function of u and v along the considered null rays is shown in Figs.19 and 20. In flat regions of the spacetime its values are practically equal to zero. For $\alpha = -1$ and $\alpha = 1$ Ricci scalar is finite along ingoing null rays terminating at the non-singular $r = 0$ and along outgoing null rays escaping to infinity. It is divergent along null rays ending at the singular part of $r = 0$.

On the other hand, the metric coefficient g_{uv} as a function of u and v along null rays in question is shown in Figs.21 and 22. For both values of α it is constant in flat regions of spacetime. In curved areas it is slightly increasing with the retarded time for ingoing null rays terminating at a regular part of $r = 0$ and considerably decreasing in the other case. g_{uv} has a peak near the value of the advanced time, where the apparent horizon appears and the spacetime becomes singular. The peaks for both values of α are shown in magnified areas of the respective figures. Then, g_{uv} decreases with the advanced time along all outgoing null rays. The changes are rather small outside the apparent horizon and become large beyond it.

The derivative of r with respect to v as a function of u along null rays in question is shown in Fig.23. It is constant or slightly decreasing for ingoing null rays lying outside the apparent horizon and displays a strong variability along $v = \text{const.}$, which crosses the apparent horizon. On the other hand, the derivative of r with respect to v as a function of v along the examined null rays is shown in Fig.24. It is constant in the v -interval corresponding to the non-singular part of $r = 0$. In the region, where the line indicating a central singularity on Penrose diagram is the steepest $r_{,v}$ decreases rapidly, but not uniformly - it in turn displays quick and slow changes. In the area, where the singular $r = 0$ lies almost along a constant u the derivative of r with respect to v changes only a little. It increases for outgoing null rays outside the event horizon, is constant along it and decreases within it.

V. CONCLUSIONS

In our paper we considered a dynamical collapse of a charged complex scalar field in the low-energy limit of the string theory, the so-called dilaton gravity. In order to solve the complicated equations of motion one used the double-null coordinates which enabled us to begin with the regular initial spacetime at null infinity, compute the formation of a black hole and broaden our inspection to the singularity formed during the dynamical collapse in question. We have formulated the problem under consideration as a system of the first order partial differential equations with the adequate boundary and regularity conditions.

We begin our numerical studies with a subcritical evolution. One observes that there is a flat region in (rv) -plane corresponding to small values of advanced and retarded coordinates where $r(u, v)$ is proportional to u and v -coordinates. Then, the curvature of the spacetime comes into being, destroying this behaviour. The spacetime curved earlier and more significantly for the larger values of \tilde{p} parameter. Next we proceed to analyze the Kruskal diagrams (r, v) along $u = \text{const.}$ for the considered spacetimes. We found that the outermost null rays escaped to the future null infinity, while the innermost originating from the non-singular axis $r = 0$ terminated at the singular part of the hypersurface in question. We did not observe formation of the inner horizon. The causal structure of the dynamical collapse was elaborated by means of Penrose diagrams, namely we analyzed (v, u) -dependence along $r = \text{const.}$ We noticed that the left part of the diagram corresponded to the non-singular axis $r = 0$ and the right section of it was bounded with the central singularity. We have indicated two types of the horizons, i.e., the apparent one represented by the contour $r_{,v} = 0$ and the event horizon forming when $v \rightarrow \infty$. They did not coincide at the early stages of the dynamical collapse but in the end they approached the same value of u -coordinate as $v \rightarrow \infty$. Penrose diagrams for various values of α coupling constant were also found.

On the other hand, we considered Hawking mass as a function of v -coordinate along different null rays. It turned out

that it grew during the dynamic collapse and reached the constant value for a static spacetime, where the coalescence of the apparent and event horizon took place. We also analyzed the behaviour of Hawking mass as a function of ingoing null rays terminating at a non-singular part of $r = 0$. It was revealed that it tended to zero with the passage of the retarded time. Hawking mass behaviour, along $v = \text{const.}$ for ingoing null rays hitting the central singularity, was different for the different values of coupling constant α .

As far as the Ricci scalar and metric tensor coefficient g_{uv} are concerned their behaviour is more or less similar for the positive and negative α coupling constant.

To conclude one remarks that the dynamical collapse of a complex charged scalar field in the realm of dilaton gravity resembles the collapse leading to the Schwarzschild black hole rather than the collapse of charged field in Einstein-Maxwell theory. Though, when we check our code and put dilaton field and coupling constant equal to zero we get the behaviour leading to black hole with an a Cauchy horizon, during dynamical collapse of charged scalar field in dilaton theory we do not find the inner black hole horizon.

Acknowledgments

AB was supported by Human Capital Programme of European Social Fund sponsored by European Union.

-
- [1] S.W.Hawking and G.F.R.Ellis, *The Large Scale Structure of Space-time* (Cambridge University Press, Cambridge, England, 1973).
 - [2] V.A.Belinsky, I.M.Khalatnikov, and E.M.Lifshitz, *Adv. Phys.* **19**, 525 (1970).
 - [3] V.A.Belinsky and I.M.Khalatnikov, *Zh. Eksp. Teor. Fiz.* **74**, 3 (1978).
 - [4] T.Damour and M.Henneaux, *Phys. Lett. B* **488**, 108 (2000),
T.Damour and M.Henneaux, *Phys. Rev. Lett.* **85**, 920 (2000).
 - [5] A.Ori, *Phys. Rev. Lett.* **67**, 789 (1991),
A.Ori, *Phys. Rev. Lett.* **68**, 2117 (1992),
L.M.Burko and A.Ori, *Phys. Rev. Lett.* **74**, 1064 (1995),
A.Ori and D.Gorbonos, *J. Math. Phys.* **48**, 092502 (2007),
D.Gorbonos and G.Wolansky, *J. Math. Phys.* **48**, 092503 (2007).
 - [6] P.R.Brady and J.D.Smith, *Phys. Rev. Lett.* **75**, 1256 (1995).
 - [7] W.A.Hiscock, *Phys. Lett. A* **83**, 110 (1981).
 - [8] E.Poisson and W.Israel, *Phys. Rev. D* **41**, 1796 (1990),
E.Poisson and W.Israel, *Phys. Rev. Lett.* **63**, 1663 (1989).
 - [9] M.L.Gnedin and N.Y.Gnedin, *Class. Quantum Grav.* **10**, 1083 (1993).
 - [10] L.M.Burko, *Phys. Rev. Lett.* **79**, 4958 (1997).
 - [11] R.S.Hamade and J.M.Stewart, *Class. Quantum Grav.* **13**, 497 (1996).
 - [12] L.M.Burko and A.Ori, *Phys. Rev. D* **57**, R7084 (1998).
 - [13] S.Ayal and T.Piran, *Phys. Rev. D* **56**, 4768 (1997).
 - [14] S.Hod and T.Piran, *Phys. Rev. Lett.* **81**, 1554 (1998),
S.Hod and T.Piran, *Gen. Rel. Grav.* **30**, 1555 (1998).
 - [15] Y.Oren and T.Piran, *Phys. Rev. D* **68**, 044013 (2003).
 - [16] J.Hansen, A.Khokhlov, and I.Novikov, *Phys. Rev. D* **71**, 064013 (2005).
 - [17] E.Sorkin and T.Piran, *Phys. Rev. D* **63**, 084006 (2001).
 - [18] E.Sorkin and T.Piran, *Phys. Rev. D* **63**, 124024 (2001).
 - [19] S.E.Hong, D.Hwang, E.D.Stewart, and D.Yeom, *Class. Quantum Grav.* **27**, 045014 (2010).
 - [20] D.Hwang and D.Yeom, *Class. Quantum Grav.* **27**, 205002 (2010).
 - [21] D.Hwang and D.Yeom, *Internal Structure of Charged Black Holes*, gr-qc 1010.2585 (2010).
 - [22] E.Sorkin, *Phys. Rev. D* **81**, 084062 (2010).
 - [23] A.Doroshkevich, J.Hansen, D.Novikov, I.Novikov, D.Park, and A.Shatskiy, *Phys. Rev. D* **81**, 124011 (2010).
 - [24] M.Heusler, *Black Holes Uniqueness Theorems* (Cambridge University Press, Cambridge, England, 1996),
K.S.Thorne, *Black Holes and Time Warps* (W.W.Norton and Company, New York, 1994).
 - [25] A.K.M.Masood-ul-Alam, *Class. Quantum Grav.* **14**, 2649 (1993),
M.Rogatko, *Class. Quantum Grav.* **14**, 2425 (1997),
M.Rogatko, *ibid.* **19**, 875 (2002),
M.Mars and W.Simon, *Adv. Theor. Math. Phys.* **6**, 279 (2003),
M.Rogatko, *Phys. Rev. D* **58**, 044011 (1998),
M.Rogatko, *ibid.* **59**, 104010 (1999),
M.Rogatko, *ibid.* **82**, 044017 (2010),
S.Yazadjiev, *ibid.* **82**, 124050 (2010).

- [26] R.Moderski and M.Rogatko, Phys. Rev. D **63**, 084014 (2001),
R.Moderski and M.Rogatko, *ibid.* **64**, 044024 (2001),
R.Moderski and M.Rogatko, *ibid.* **72**, 044027 (2005),
M.Rogatko, *ibid.* **75**, 104006 (2007),
R.Moderski and M.Rogatko, *ibid.* **77**, 124007 (2008),
G.Gibbons and M.Rogatko, *ibid.* **77**, 041034 (2008),
M.Gózdź, L.Nakonieczny, and M.Rogatko, *ibid.* **81**, 1040027 (2010).
- [27] D.Christodoulou, Comm. Pure Appl. Math. **46**, 1131 (1993).
- [28] M.W.Choptuik, Phys. Rev. Lett. **70**, 9 (1993).
- [29] C.Gundlach, Phys. Reports **376**, 339 (2003).
- [30] A.V.Frolov and U.Pen, Phys. Rev. D **68**, 124024 (2003).

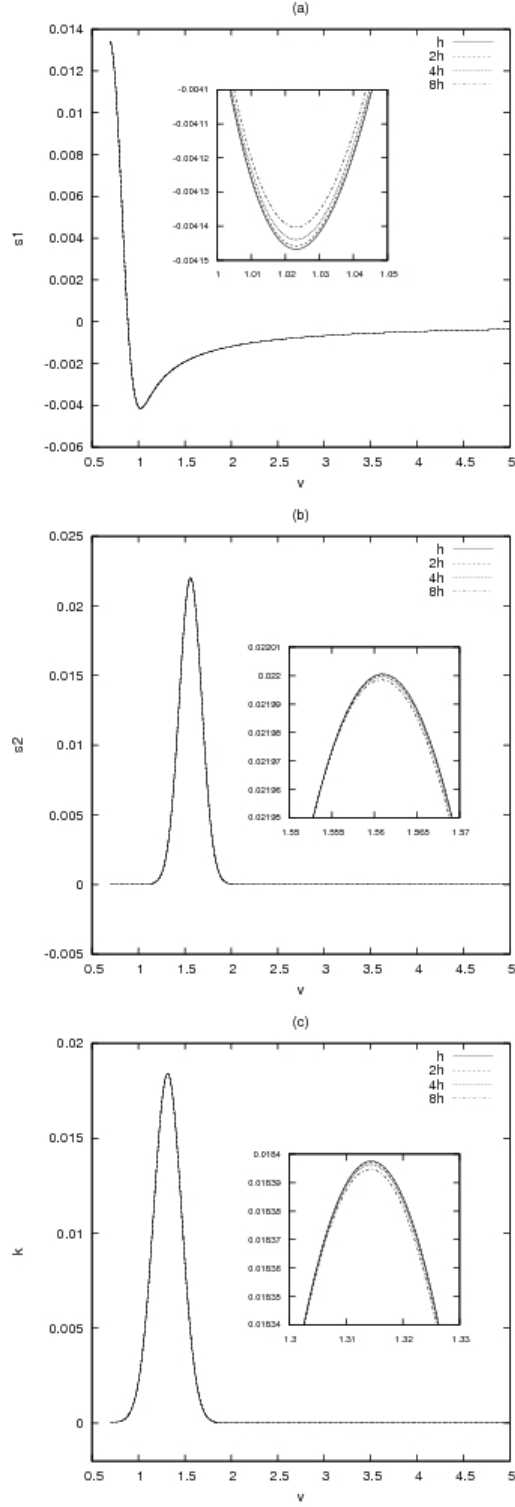


FIG. 1: Plots of the field profiles: (a) real and (b) imaginary parts of electrically charged scalar field, (c) dilaton field, along $u = 0.7$ taken for the different integration steps (multiples of $h = 10^{-4}$). The evolution was monitored for a Gaussian initial pulse (f_{D+S}) with the parameter $\tilde{p} = 0.005$ and constants (c_1, c_2) equal to $(0.75, 0.15)$, $(1.55, 0.17)$, $(1.3, 0.21)$, respectively. The values of coupling constants are $\alpha = 1$ and $e = 0.5$.

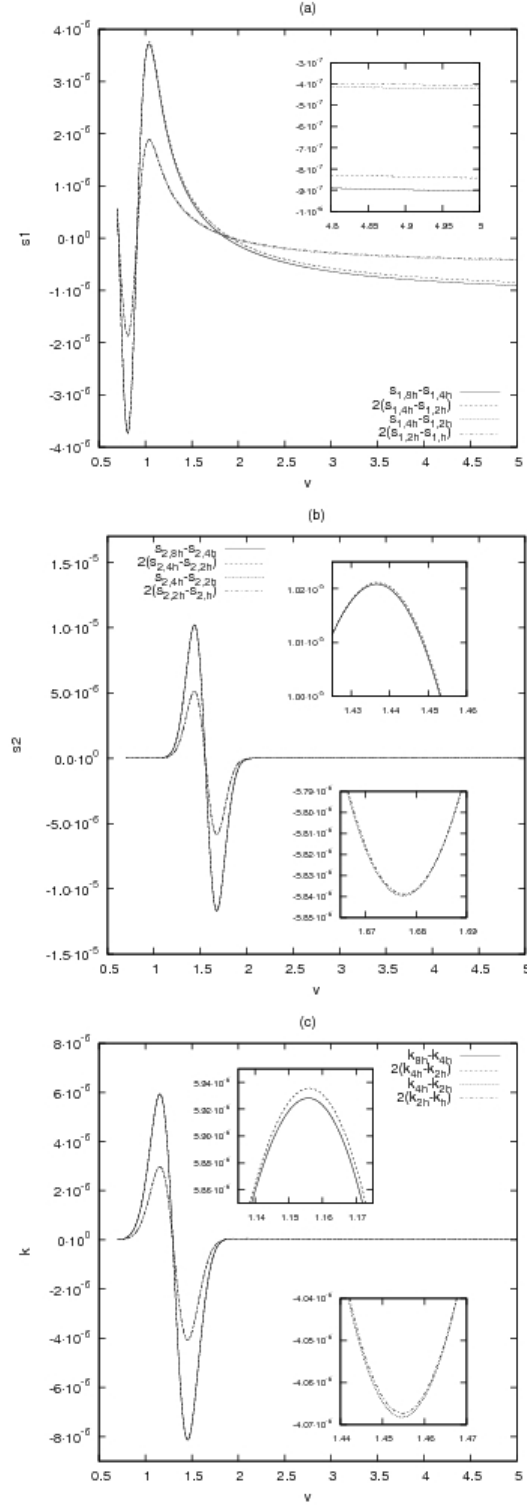


FIG. 2: The differences between the field profiles: (a) real and (b) imaginary parts of electrically charged scalar field, (c) dilaton field and their corresponding doubles for evolutions elaborated in Fig.1. The subscripts of field functions denote integration steps (multiples $h = 10^{-4}$).

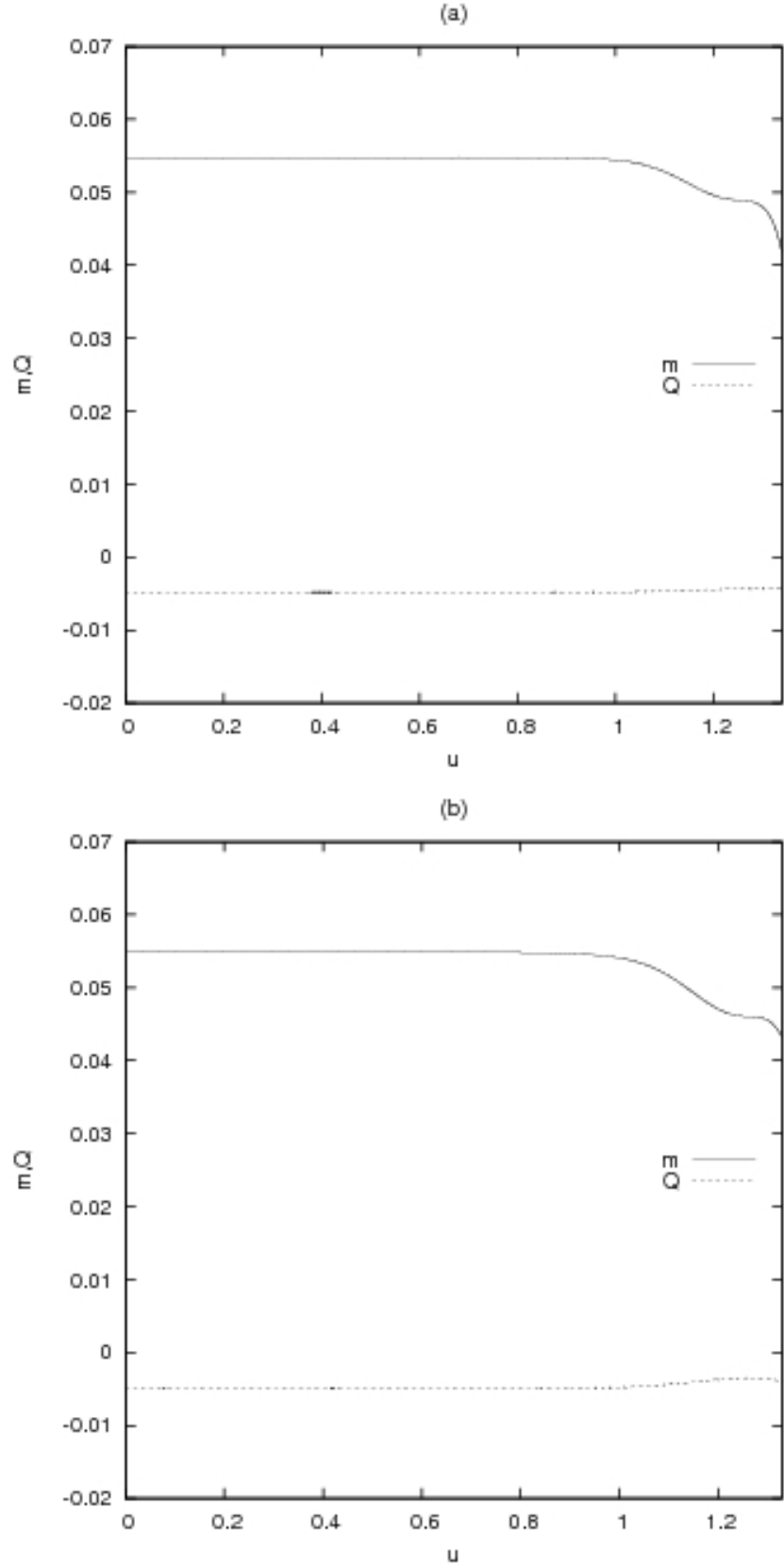


FIG. 3: Mass and charge as functions of u -coordinate along $v = 5$ outside event horizon for: (a) $\alpha = -1$ and (b) $\alpha = 1$. Initial profile of the dilaton field was a Gaussian pulse (f_{D+S}) with constants (c_1, c_2) equal to $(0.17, 0.21)$. The charged scalar field was initially represented by the profile (f_S) with constants $v_f = 5$ and $\delta = \frac{\pi}{2}$. The value of electric coupling constant is $e = 0.5$, the free parameter is taken to be $\tilde{p} = 0.075$.

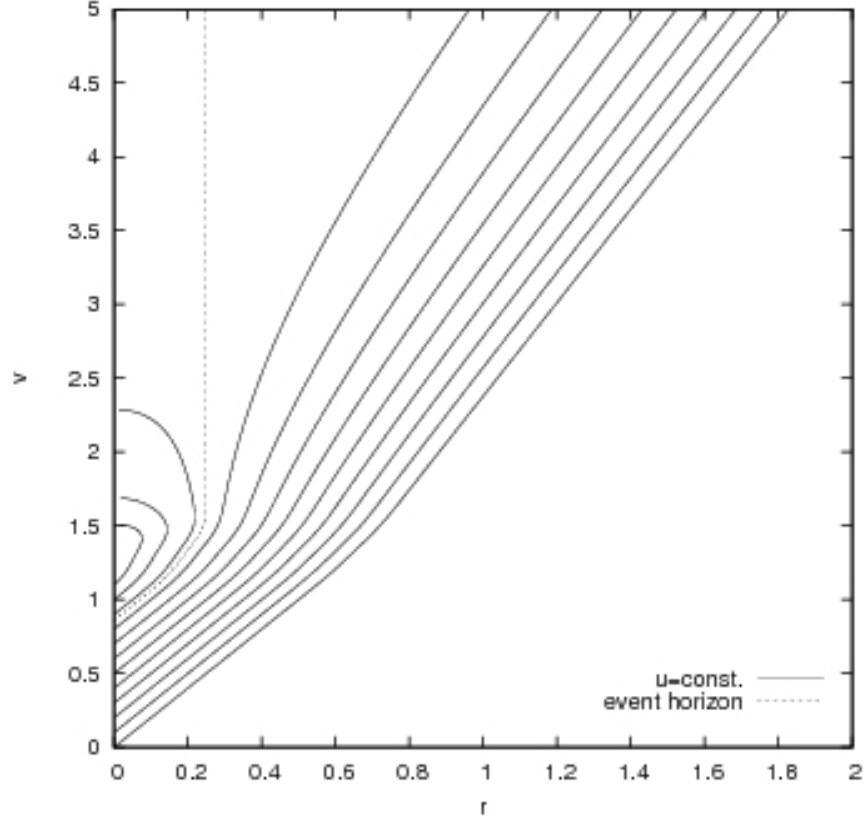


FIG. 4: Outgoing null rays in (rv) -plane for the spacetime containing a black hole left after gravitational collapse of a neutral scalar field. The initial profile belongs to the family (f_{D+S}) with constants (c_1, c_2) equal to $(1.3, 0.21)$. The value of the free parameter is $\tilde{p} = 0.125$.

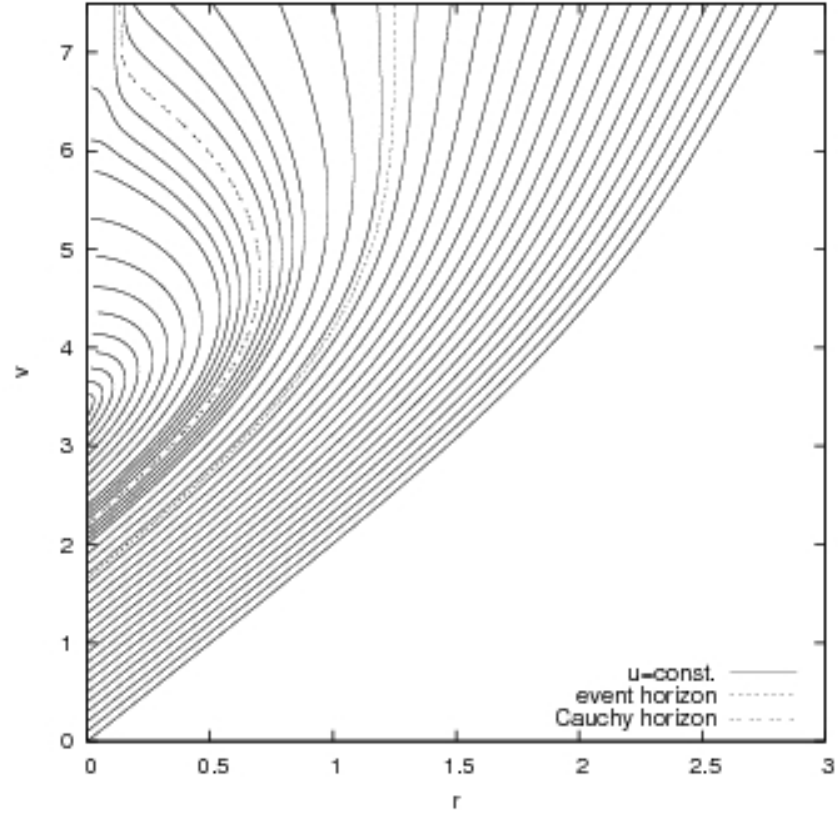


FIG. 5: Outgoing null rays in (rv) -plane for the spacetime containing a black hole left after gravitational collapse of an electrically charged scalar field. The initial profile belongs to the family (f_s) with constants equal to $v_f = 7.5$ and $\delta = \frac{\pi}{2}$. The value of electric coupling constant is $e = 0.5$ and the value of free parameter is $\hat{p} = 0.5$.

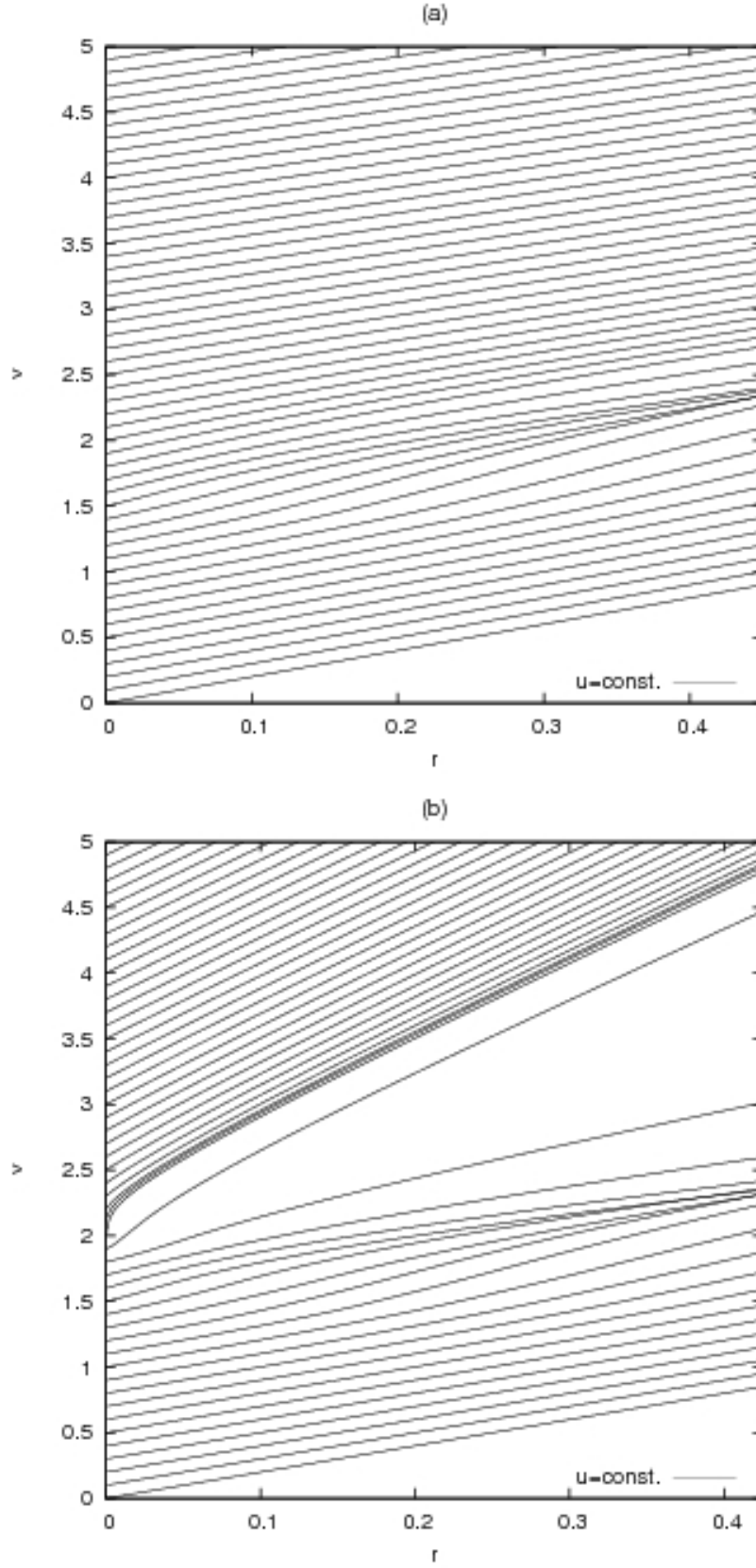


FIG. 6: Outgoing null rays in (rv) -plane for: (a) slightly curved ($\tilde{p} \ll \tilde{p}^*$) and (b) almost critical ($\tilde{p} \lesssim \tilde{p}^*$) non-singular spacetime left after the evolution of the discussed fields. The values of the free parameters are $\tilde{p} = 0.05$ and $\tilde{p} = 0.0517693$, respectively. The coupling constants are $\alpha = 1$ and $e = 0.5$.

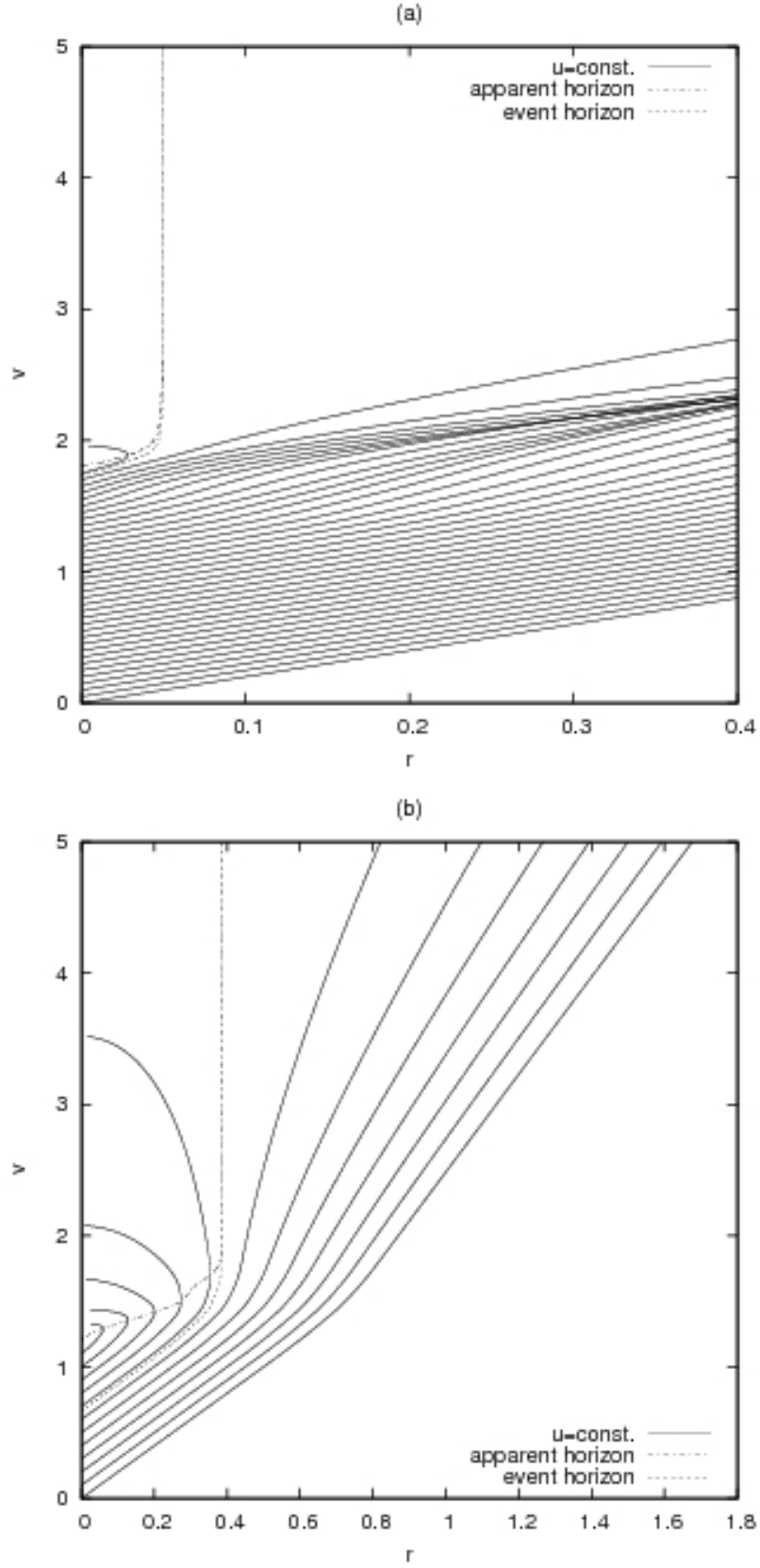


FIG. 7: Outgoing null rays in (rv) -plane for spacetime containing: (a) a small black hole ($\tilde{p} \gtrsim \tilde{p}^*$) and (b) a large black hole ($\tilde{p} \gg \tilde{p}^*$) emerged from the gravitational collapse under consideration. Formation of the apparent and event horizons is depicted. The values of the free parameters are $\tilde{p} = 0.0525$ and $\tilde{p} = 0.1$, respectively. The coupling constants α and e are the same as in Fig.6.

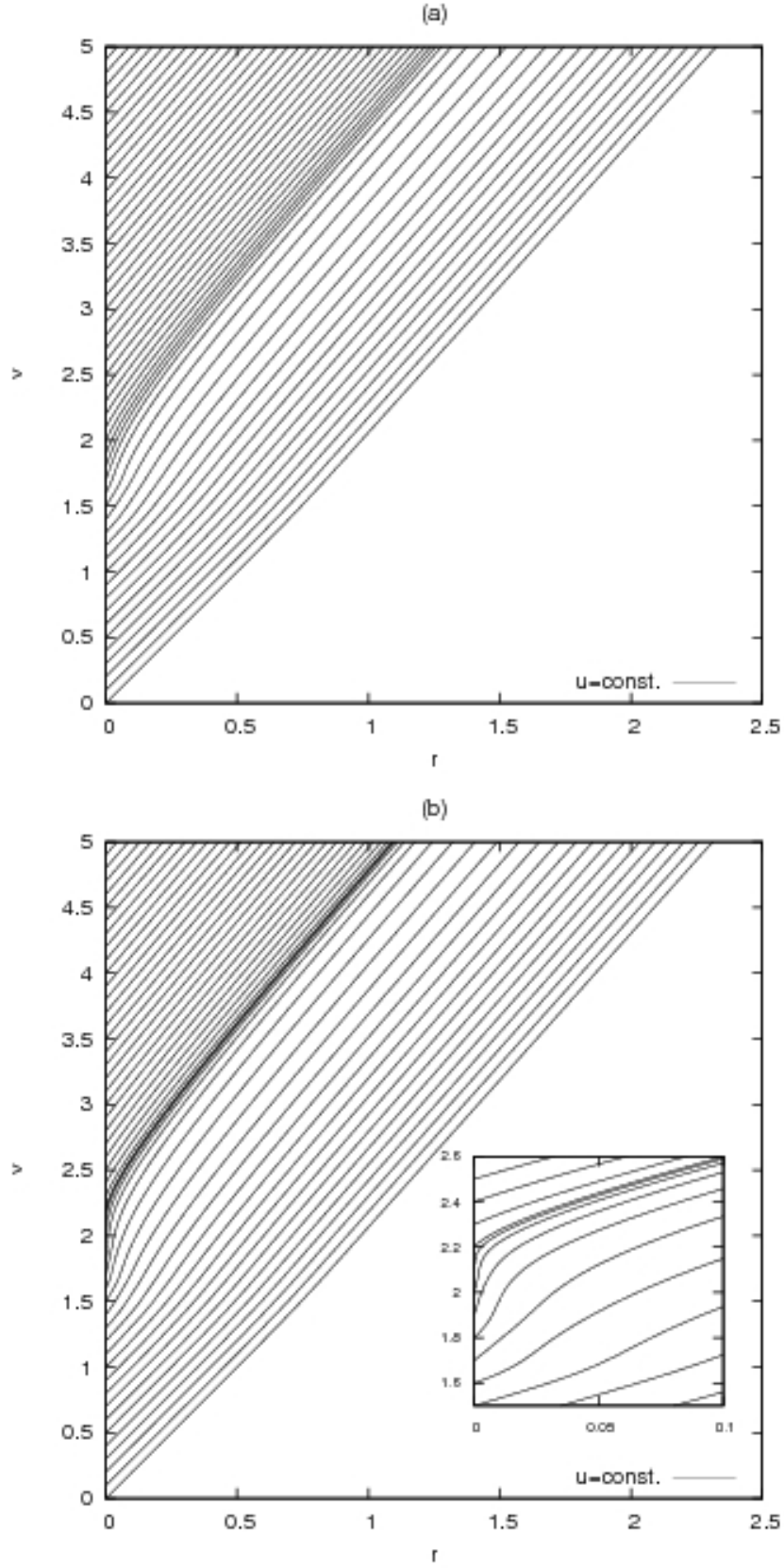


FIG. 8: Outgoing null rays in (rv) -plane for: (a) slightly curved and (b) almost critical non-singular spacetime left after the evolution of the fields in question. The free parameters are taken to be $\tilde{p} = 0.0485$ and $\tilde{p} = 0.0503946$, respectively. The coupling constants are $\alpha = -1$ and $e = 0.5$.

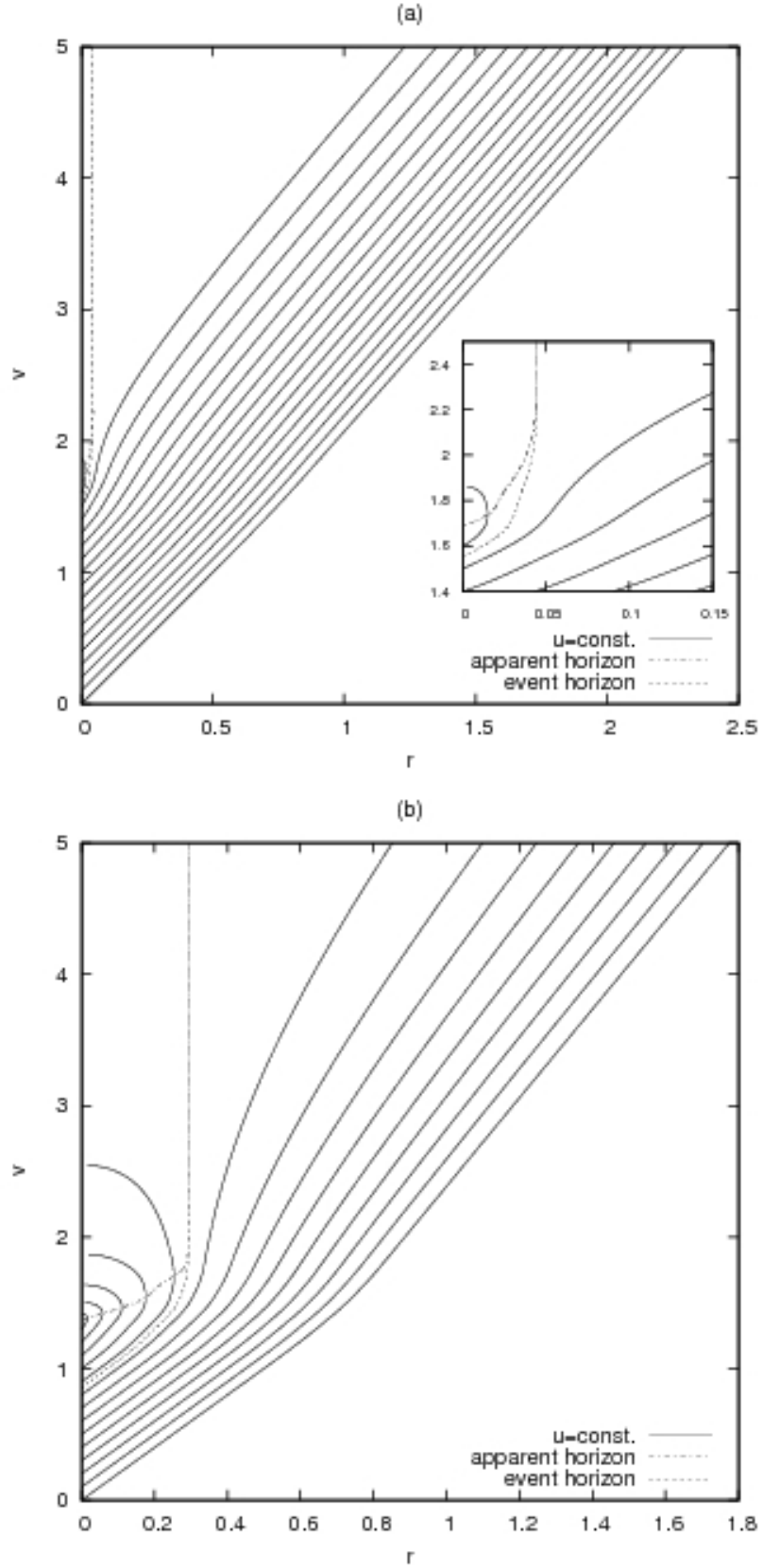


FIG. 9: Outgoing null rays in (rv) -plane for spacetime containing: (a) a small and (b) a large black hole emerged from the gravitational collapse under consideration. Formation of an apparent and an event horizons is depicted. The values of the free parameters are: $\tilde{p} = 0.0525$ and $\tilde{p} = 0.1$. The values of the coupling constants are the same as in Fig.8.

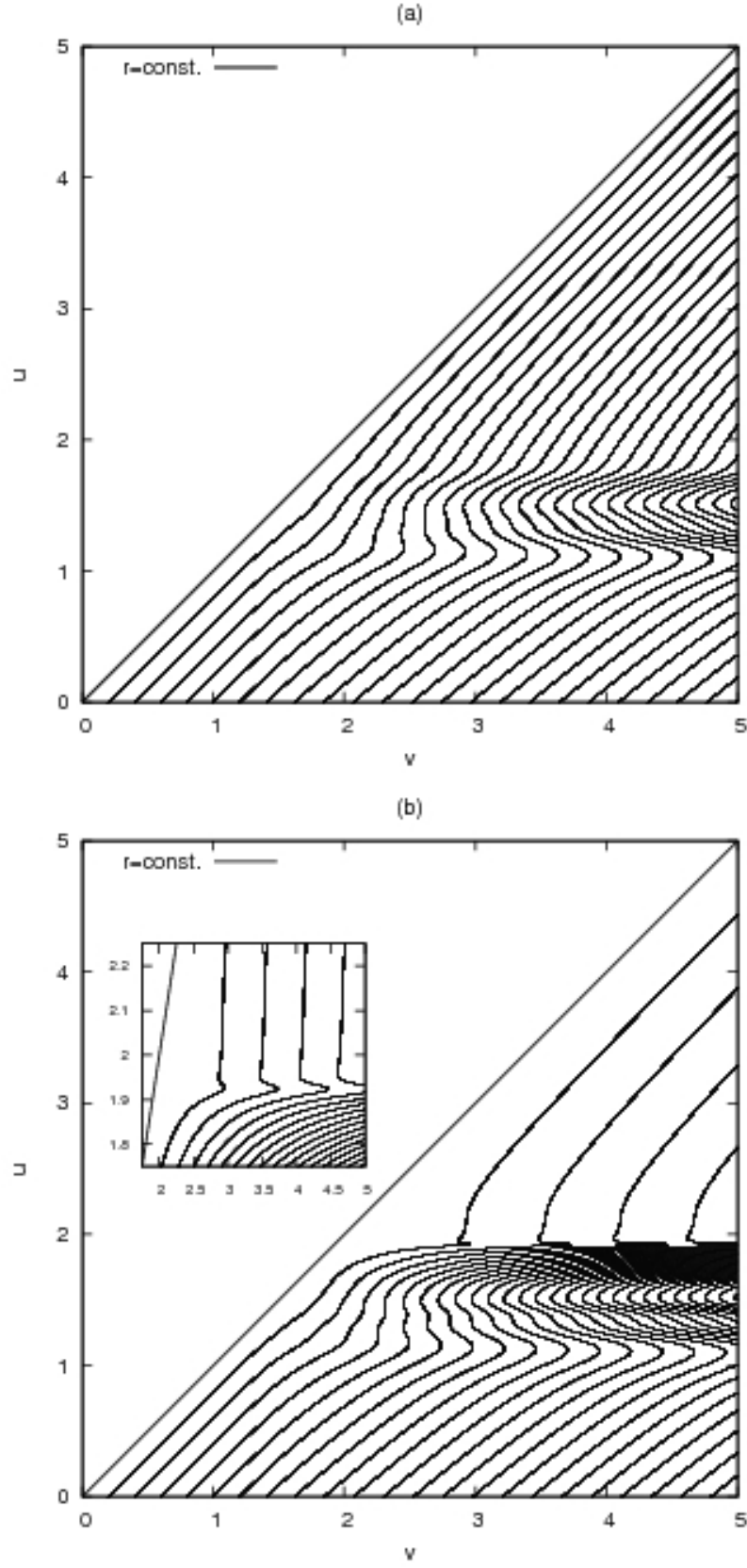


FIG. 10: Lines of constant r in (vu) -plane for: (a) a slightly curved and (b) an almost critical non-singular spacetime left after the evolution of the discussed fields. The values of free parameters and coupling constants are the same as in Fig.6.

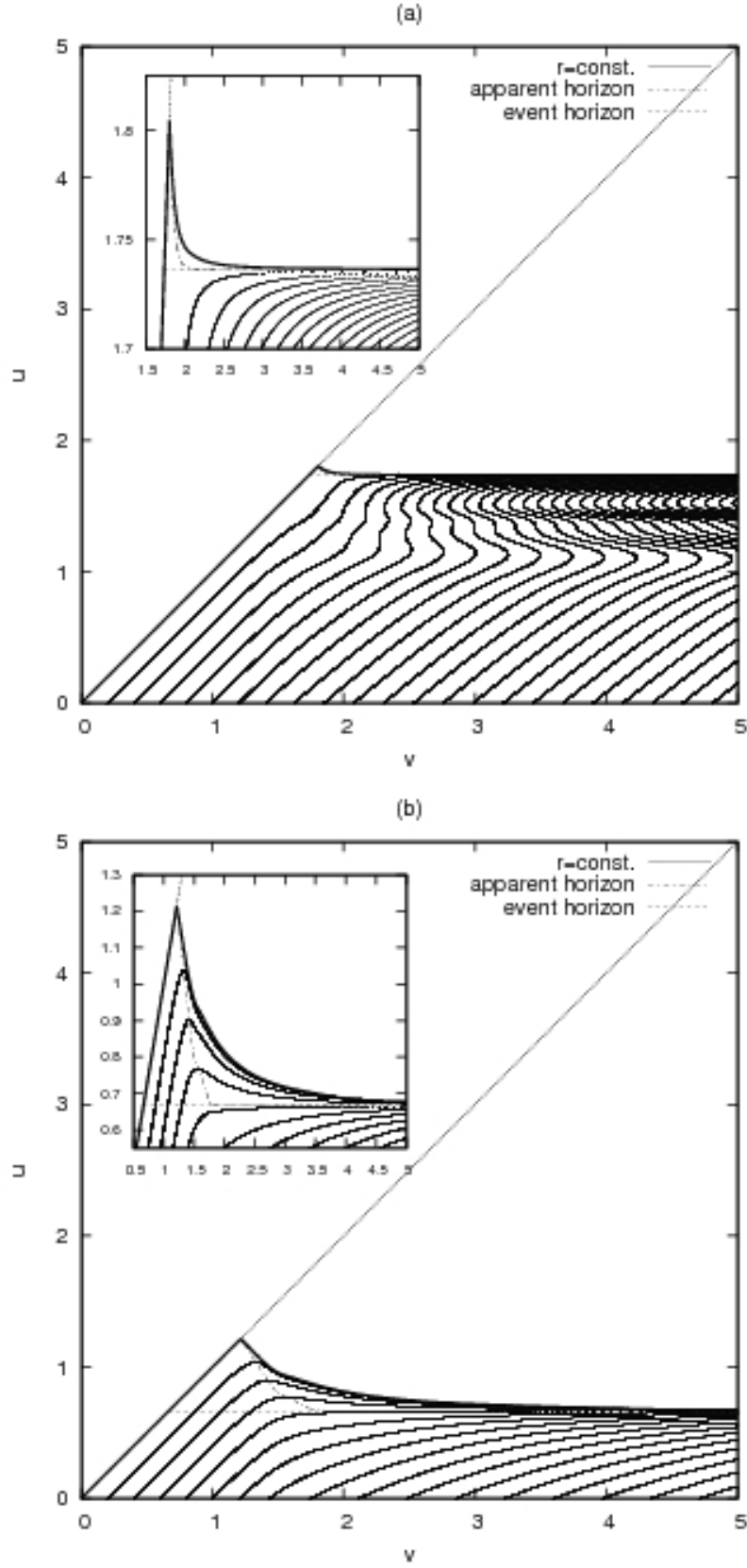


FIG. 11: Lines of constant r in (vu) -plane for spacetime containing: (a) a small and (b) a large black hole emerged from the considered gravitational collapse. Formation of an apparent and an event horizon and the position of singularity are shown. The values of the free parameters and the coupling constants are the same as in Fig.7.

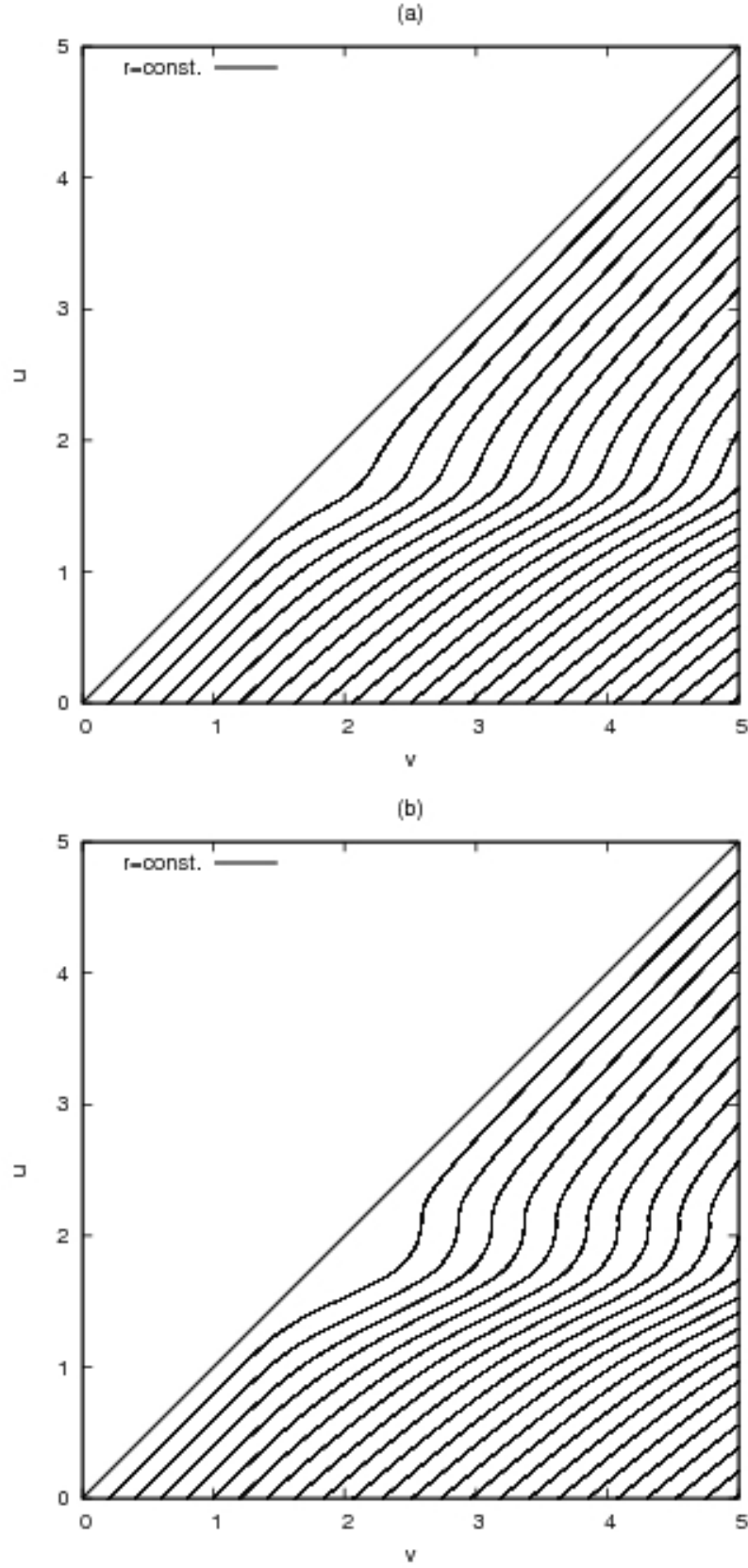


FIG. 12: Lines of constant r in (vu) -plane for: (a) a slightly curved and (b) an almost critical non-singular spacetime left after the evolution of the fields in question. The values of the free parameters and coupling constants are the same as in Fig.8.

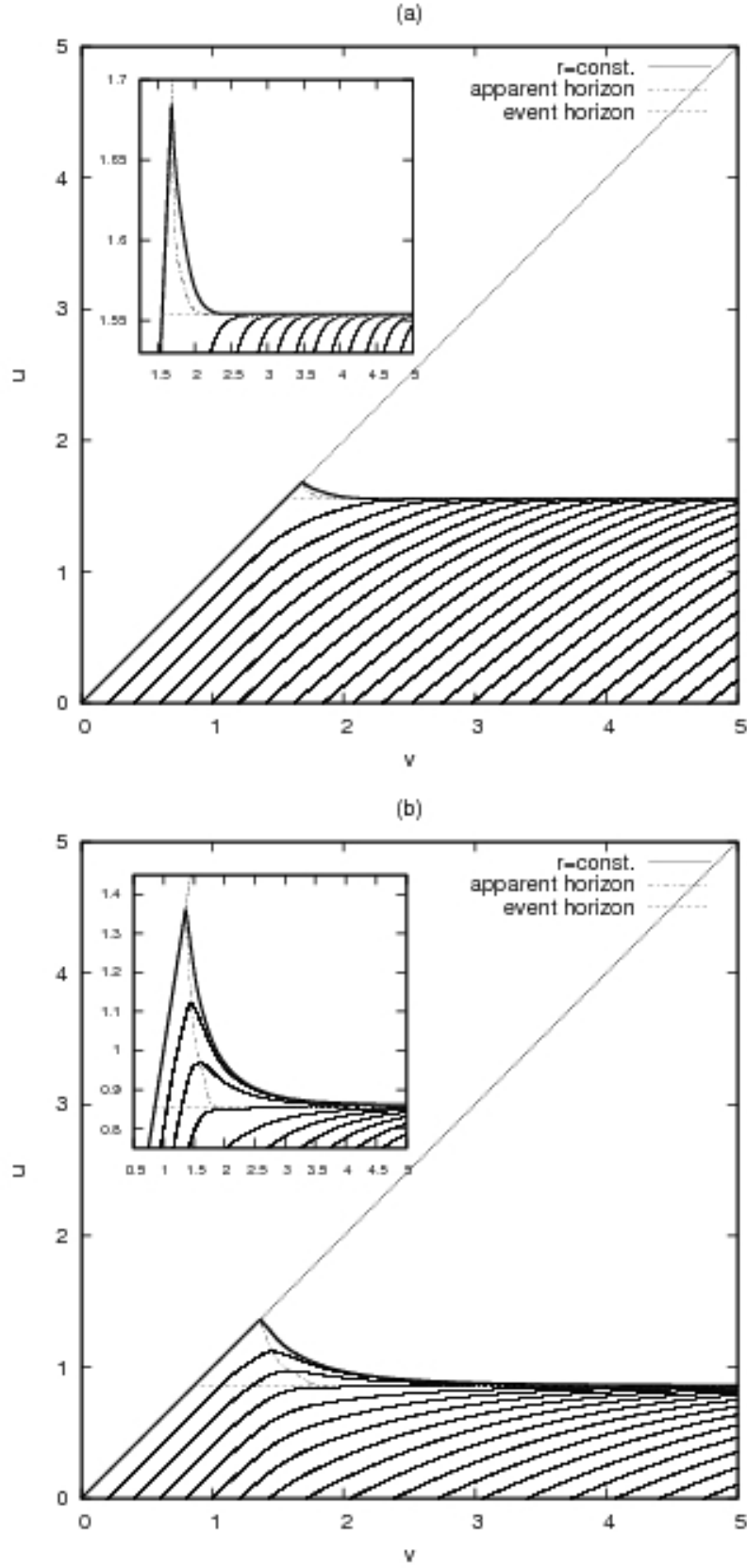


FIG. 13: Lines of constant r in (vu) -plane for spacetime containing: (a) a small and (b) a large black hole emerged from the gravitational collapse under consideration. Formation of an apparent and an event horizons as well as the position of singularity are shown. The values of the free parameters and the coupling constants are the same as in Fig.9.

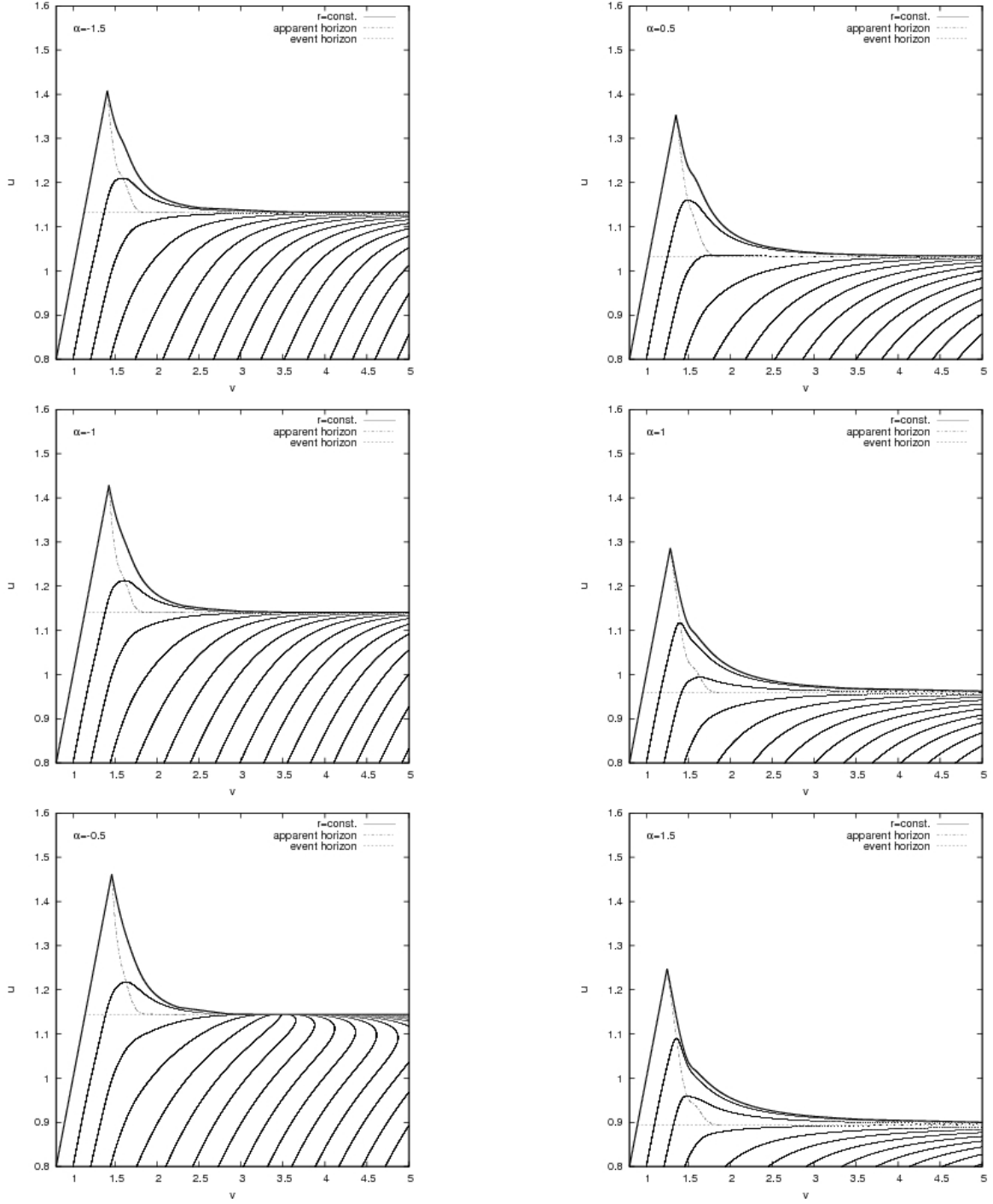


FIG. 14: Lines of constant r in (vu) -plane for various values of coupling constant α .

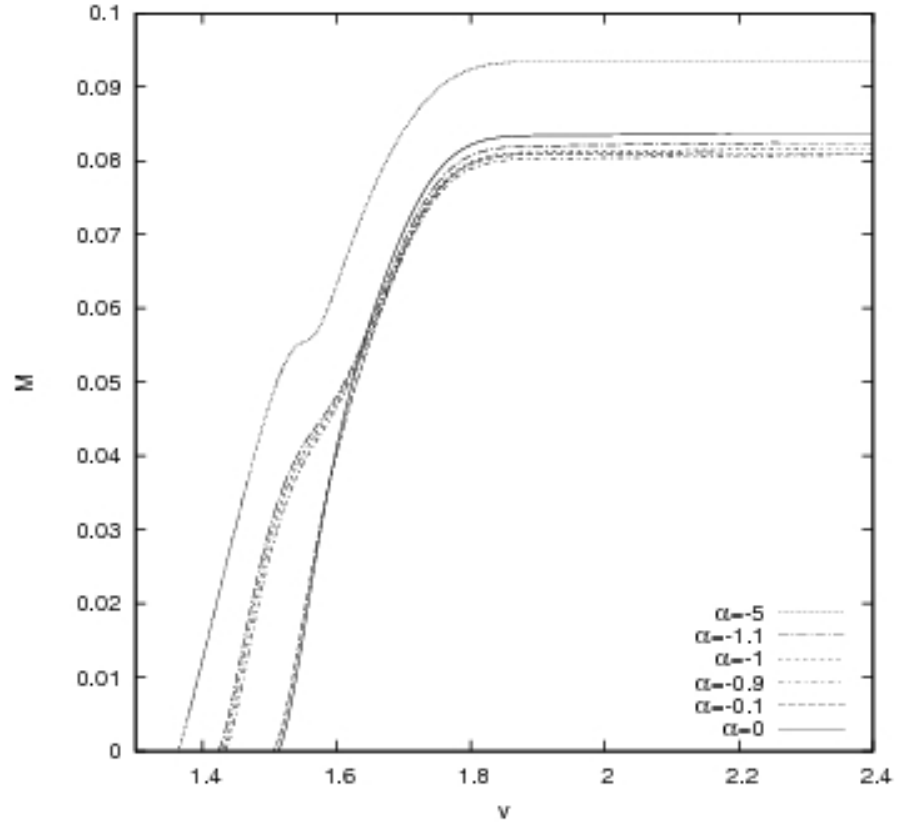


FIG. 15: Mass of a black hole as a function of v -coordinate along the apparent horizon for different negative values of coupling constant α .

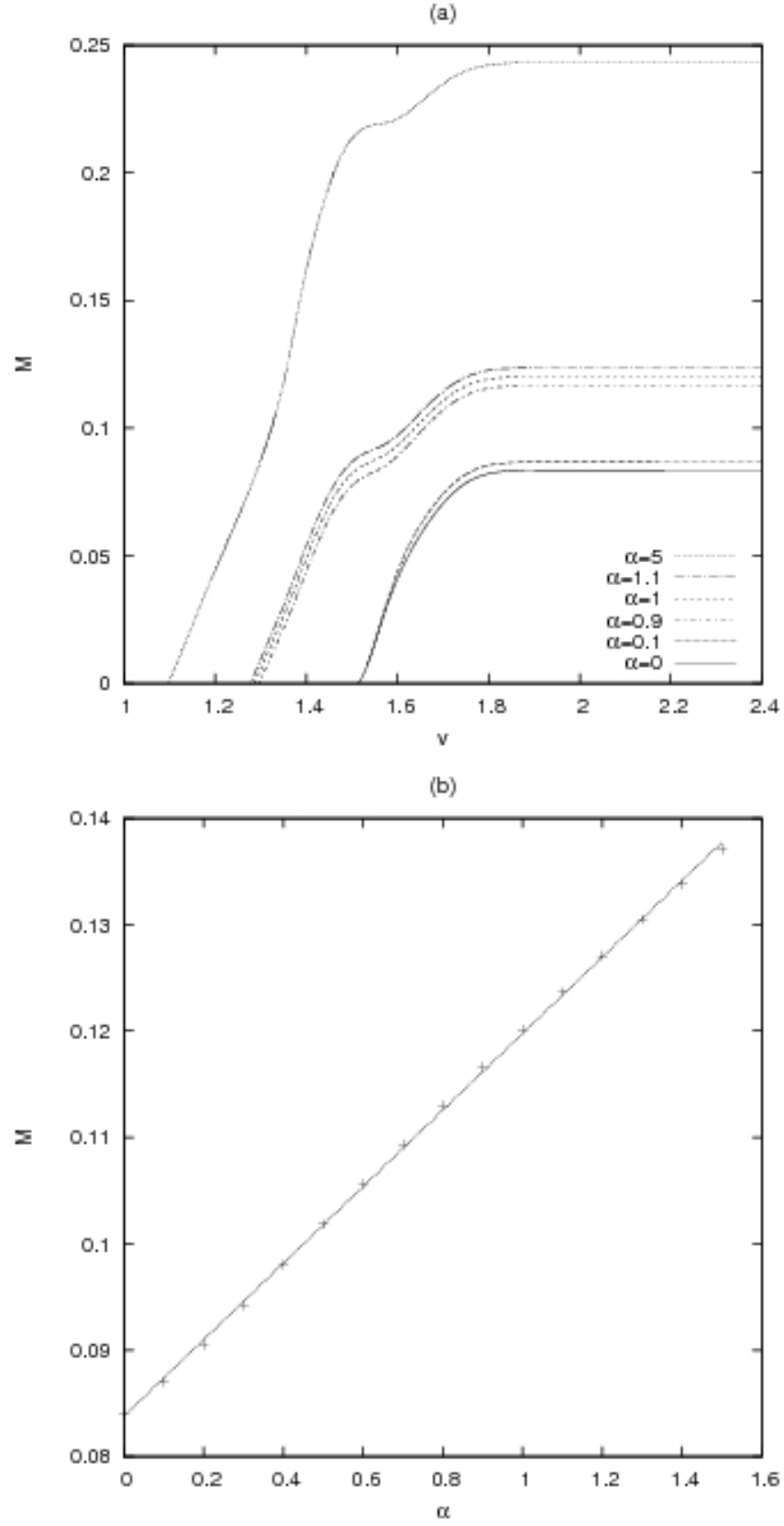
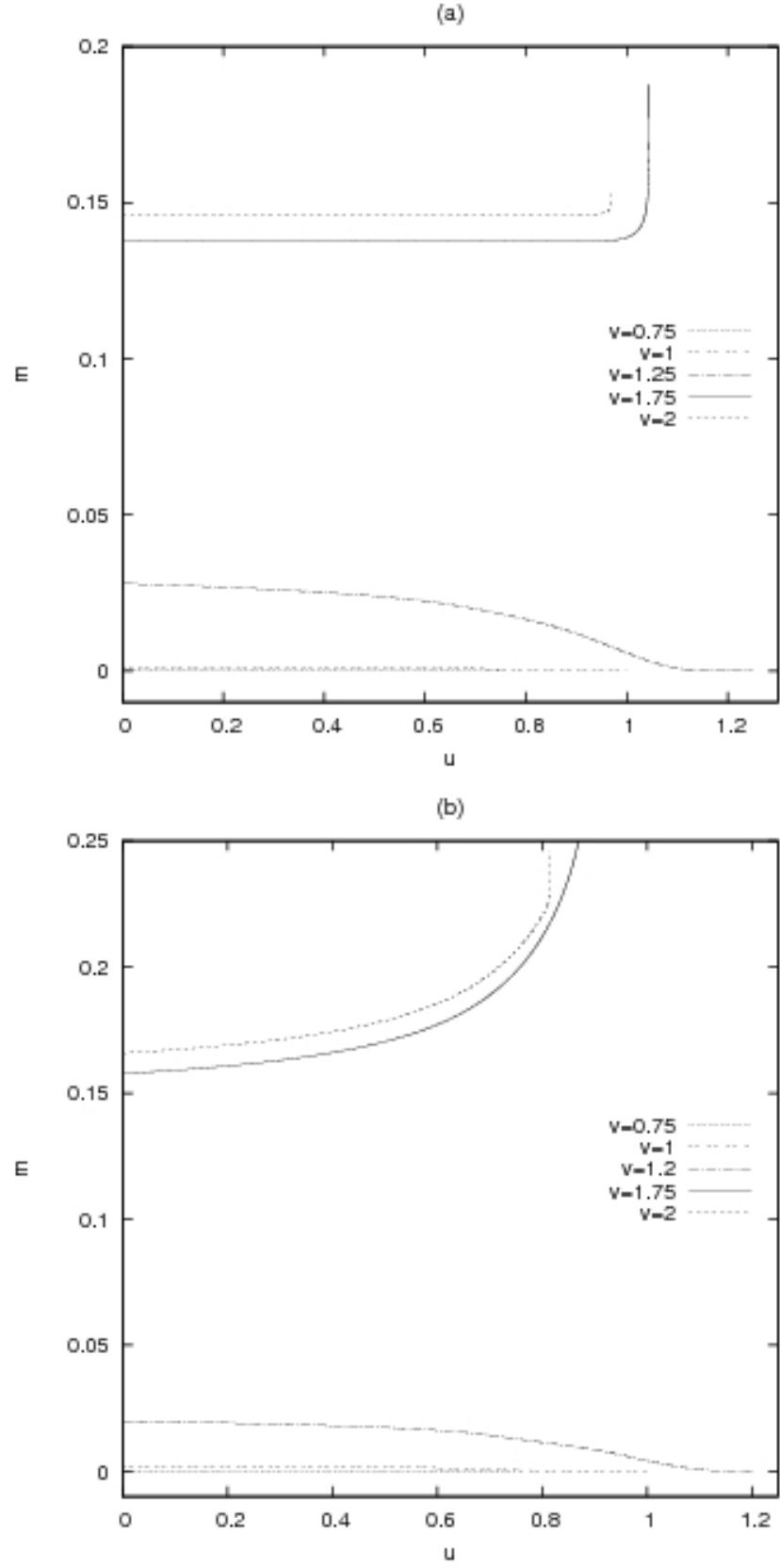
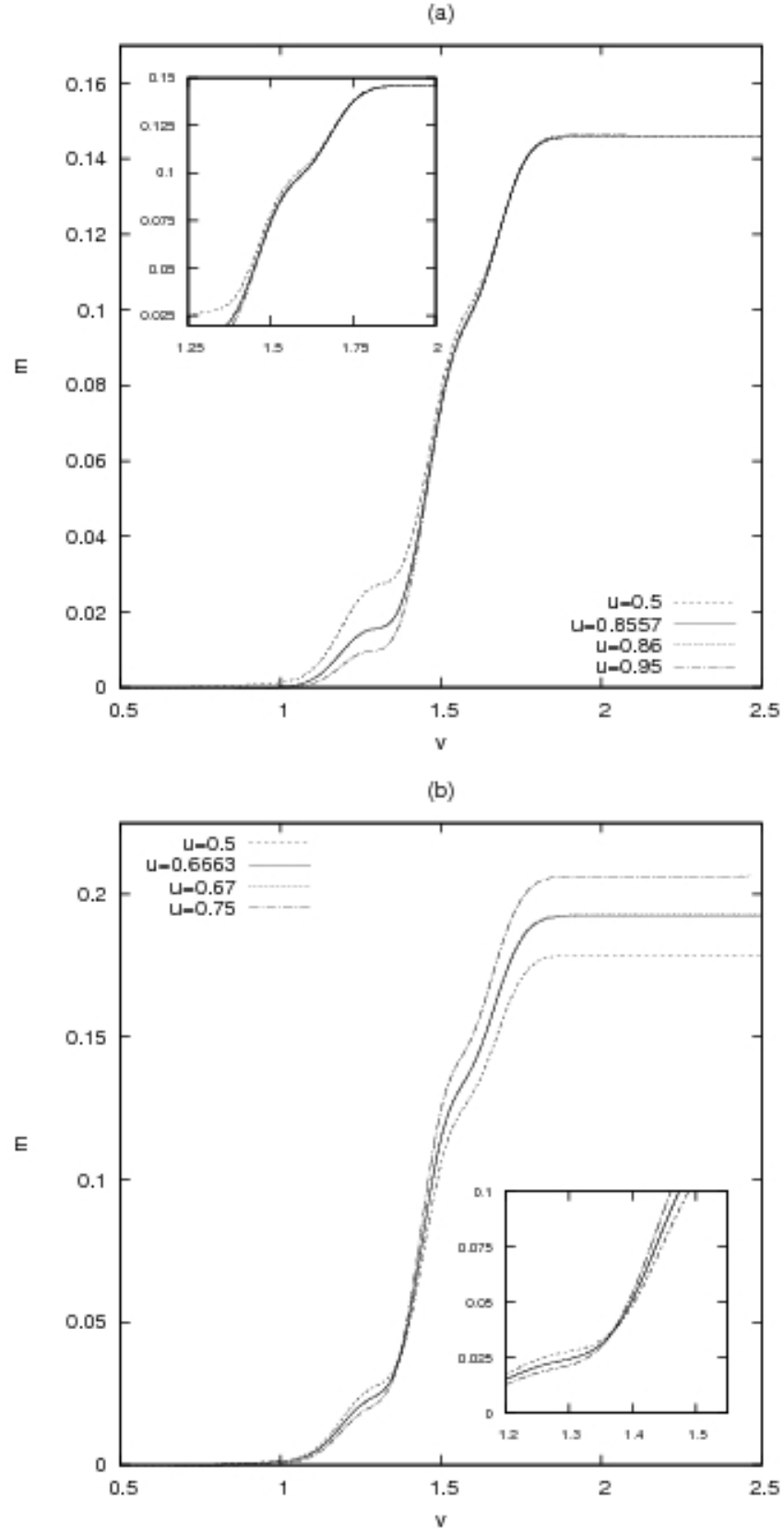
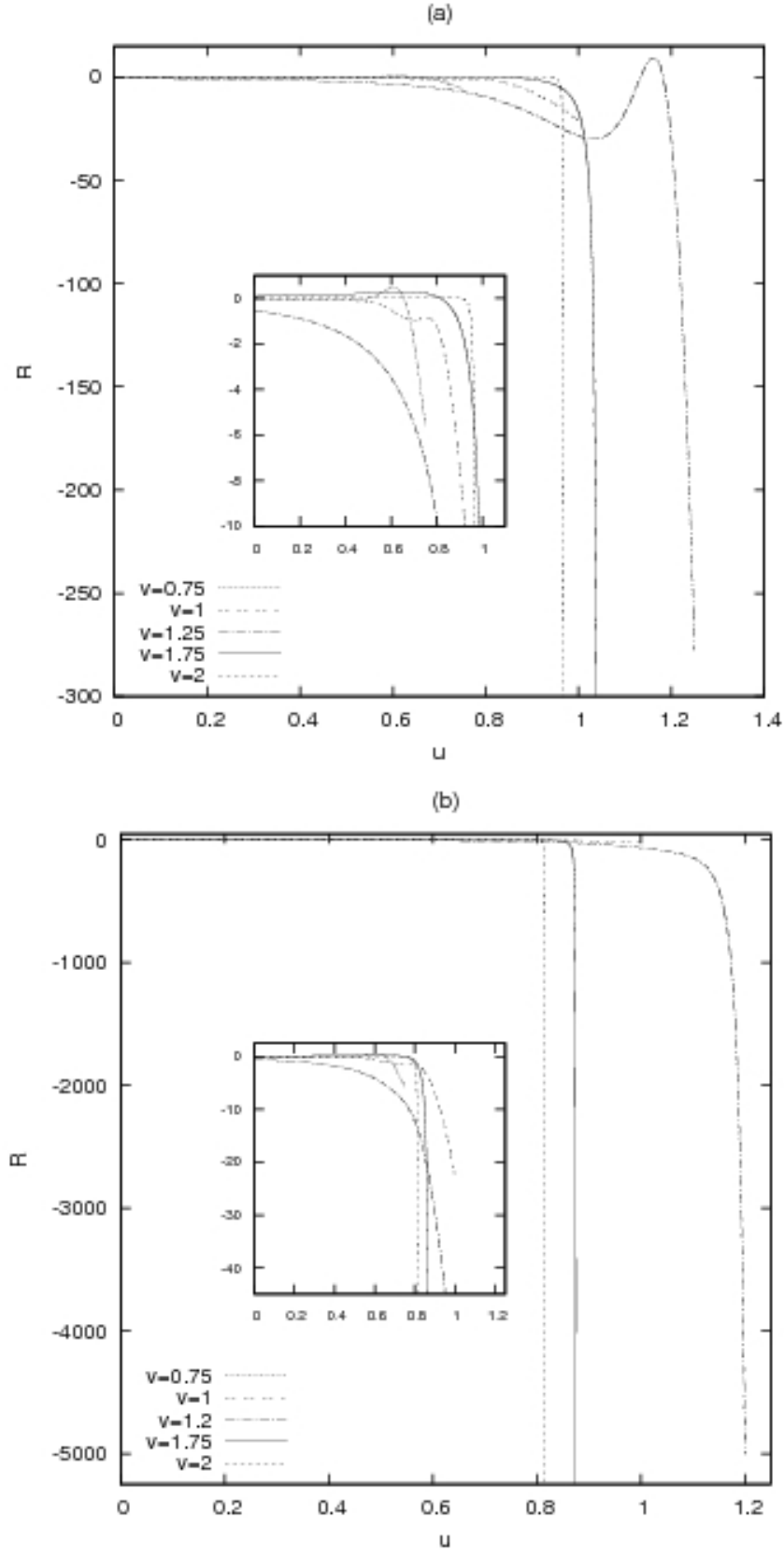
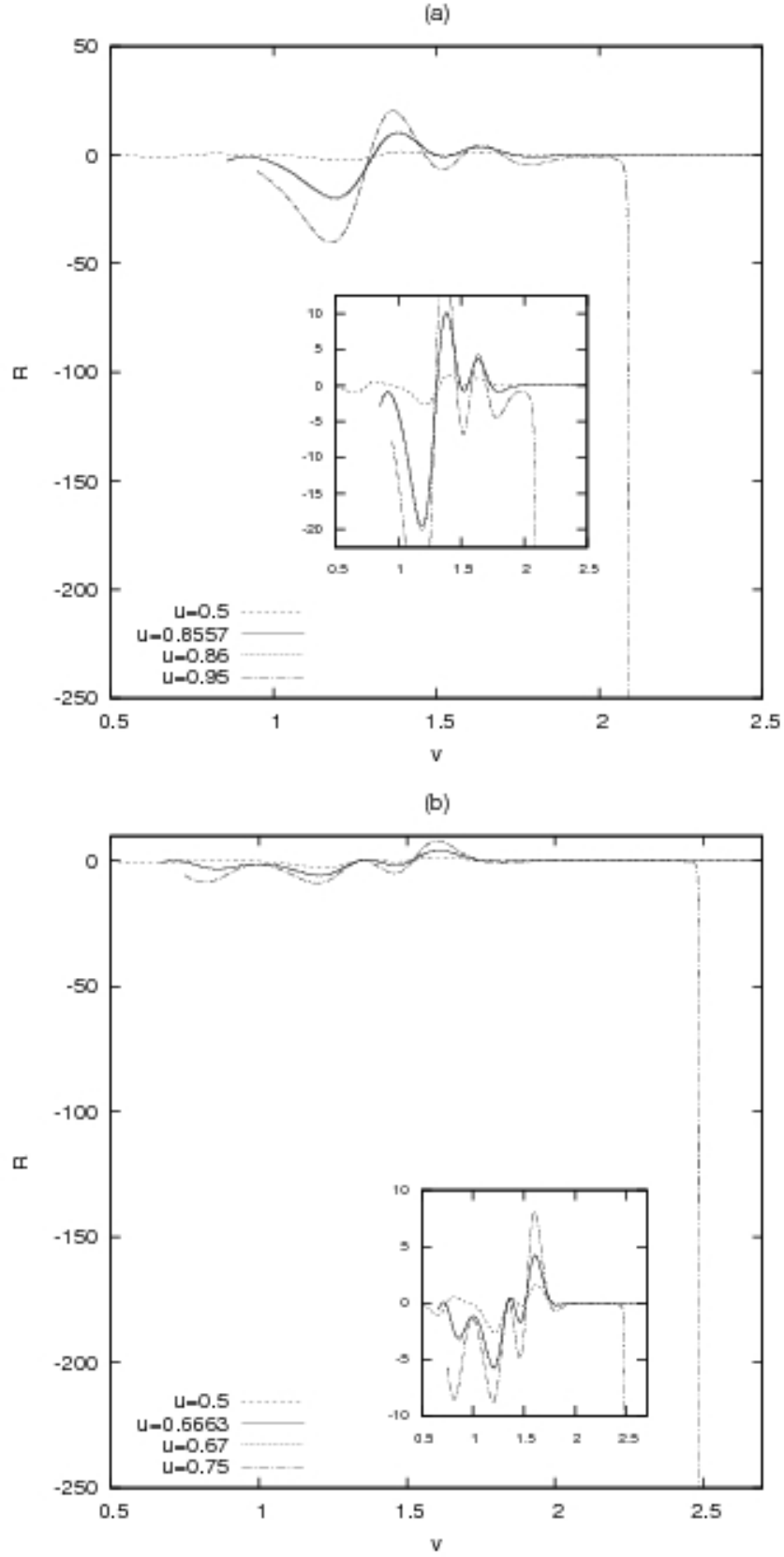


FIG. 16: The influence of positive values of coupling constant α on mass of emerging black hole: (a) mass as a function of v -coordinate along the apparent horizon and (b) an asymptotic value of black hole mass (for $v = 3$) as a function of coupling constant α .









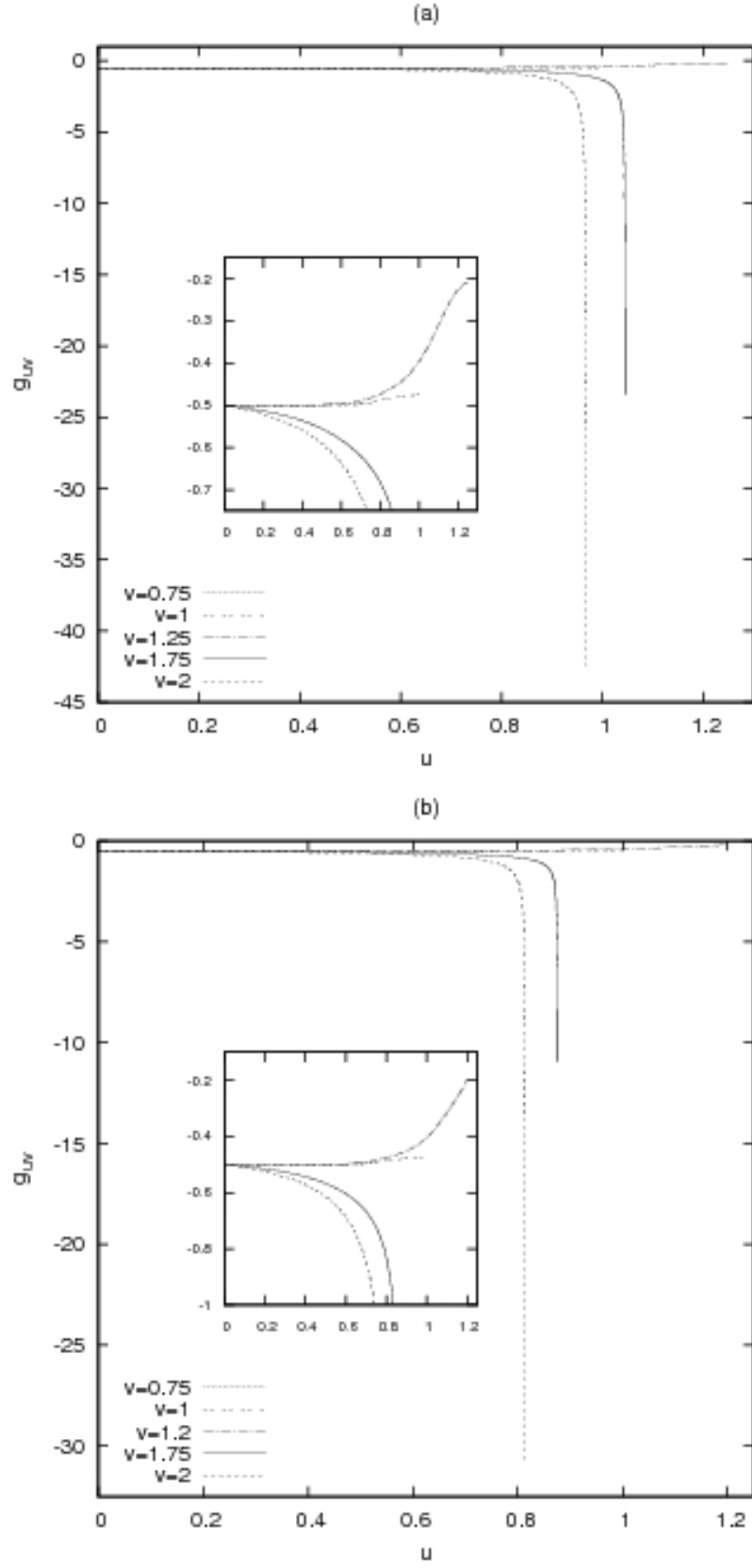


FIG. 21: Metric coefficient g_{uv} as a function of u -coordinate along ingoing null rays for: (a) $\alpha = -1$ and (b) $\alpha = 1$.

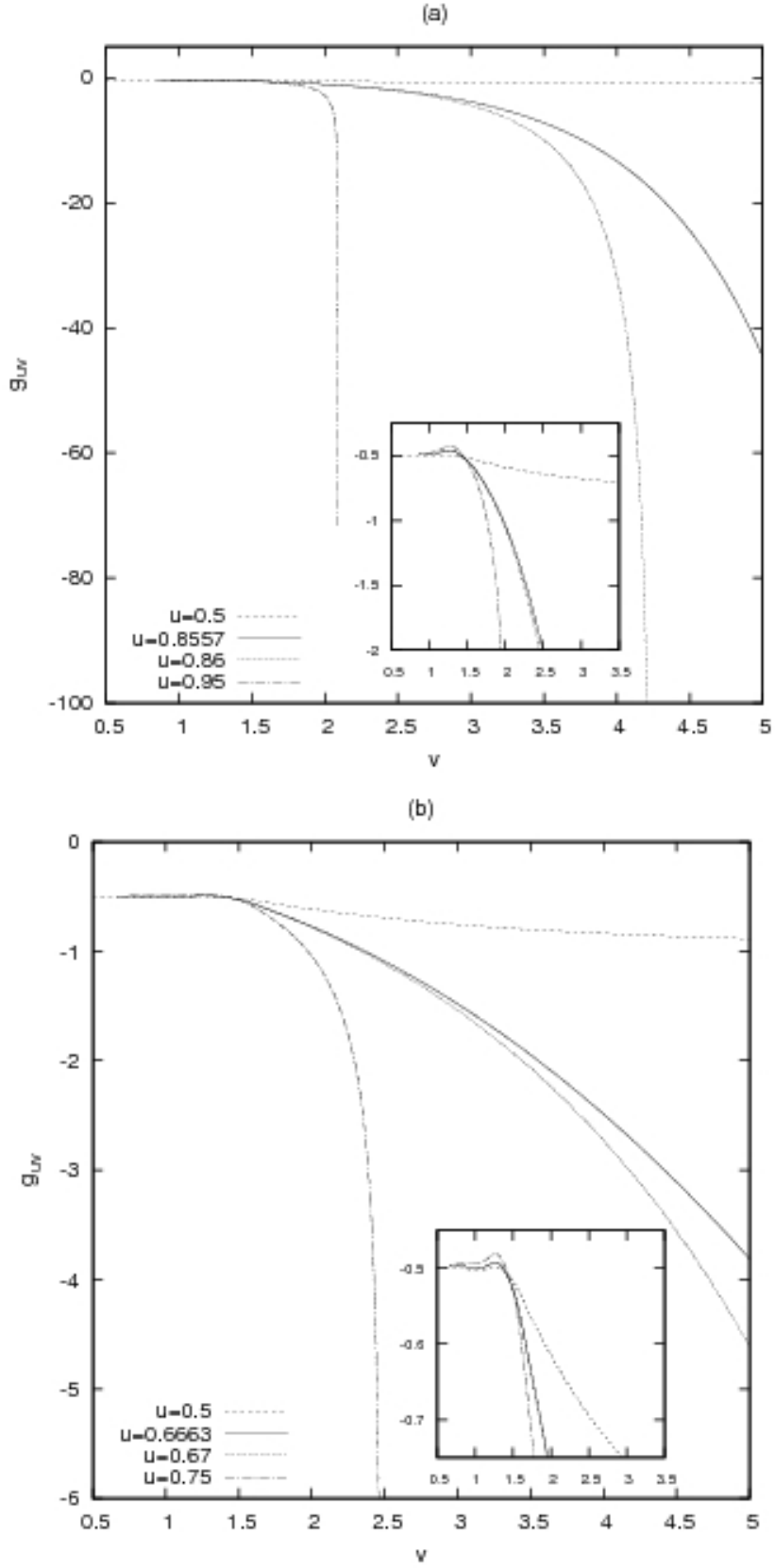


FIG. 22: Metric coefficient g_{uv} as a function of v -coordinate along outgoing null rays for: (a) $\alpha = -1$ and (b) $\alpha = 1$.

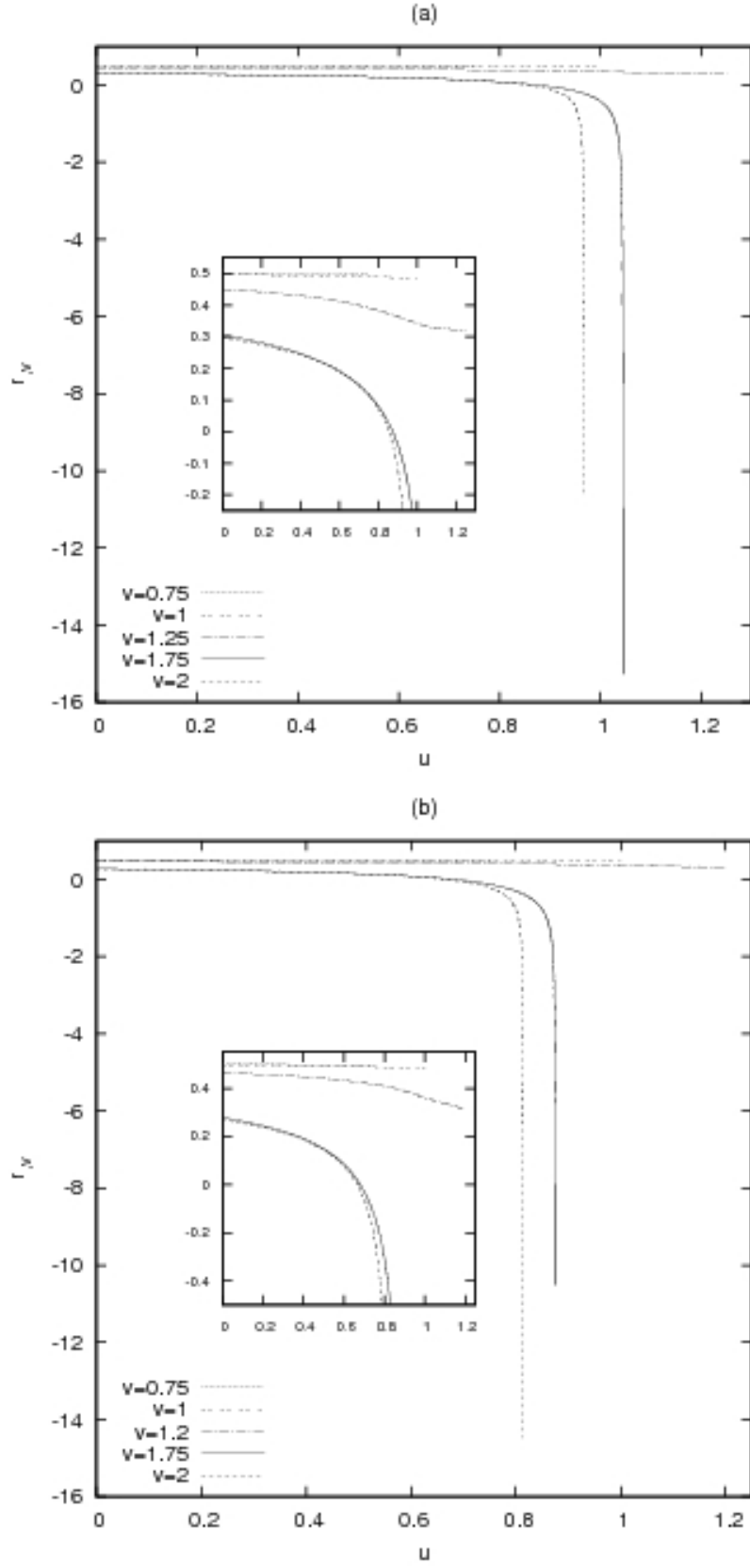


FIG. 23: Quantity r_v as a function of u -coordinate along ingoing null rays for: (a) $\alpha = -1$ and (b) $\alpha = 1$.

