

BL Lacertae Objects and the Extragalactic γ -Ray Background

Fan LI^{1,2} and Xinwu CAO¹

¹*Key Laboratory for Research in Galaxies and Cosmology, Shanghai Astronomical Observatory,
Chinese Academy of Sciences, 80 Nandan Road, Shanghai, 200030, China*

²*Graduate School of the Chinese Academy of Sciences, Beijing 100039, China
lifan@shao.ac.cn*

(Received ; accepted)

Abstract

A tight correlation between γ -ray and radio emission is found for a sample of BL Lacertae (BL Lac) objects detected by *Fermi Gamma-ray Space Telescope* (Fermi) and the Energetic Gamma-Ray Experiment Telescope (EGRET). The γ -ray emission of BL Lac objects exhibits strong variability, and the detection rate of γ -ray BL Lac objects is low, which may be related to the γ -ray duty cycle of BL Lac objects. We estimate the γ -ray duty cycle, $\delta_\gamma \simeq 0.11$, for BL Lac objects detected by EGRET and Fermi. Using the empirical relation of γ -ray emission with radio emission and the estimated γ -ray duty cycle δ_γ , we derive the γ -ray luminosity function (LF) of BL Lac objects from their radio LF. Our derived γ -ray LF of BL Lac objects can almost reproduce that calculated with the recently released Fermi bright active galactic nuclei (AGN) sample. We find that $\sim 45\%$ of the extragalactic diffuse γ -ray background (EGRB) is contributed by BL Lac objects. Combining the estimate of the quasar contribution to the EGRB in the previous work, we find that $\sim 77\%$ of the EGRB is contributed by BL Lac objects and radio quasars.

Key words: galaxies: active — galaxies: BL Lacertae objects: general — cosmology: diffuse radiation — gamma rays: theory

1. Introduction

There are 66 high-confidence identifications of blazars in the third catalog of active galactic nuclei (AGN) detected by the Energetic Gamma-Ray Experiment Telescope (EGRET) on the *Compton Gamma-Ray Observatory* (CGRO), which include 20 BL Lac objects (e.g. Hartman et al. 1999; Mattox et al. 2001). The LAT bright AGN Sample (LBAS) detected by Fermi includes 104 blazars consisting of 42 BL Lac objects, 57 flat spectrum radio quasars

(FSRQs), and 5 blazars with uncertain classification (Abdo et al. 2009a). Comptonization is believed to be responsible for the γ -ray emission from blazars, which can be classified into two categories: the external Comptonization (EC) model and the synchrotron self-Comptonization (SSC) model, according to the origin of the soft seed photons (see, e.g., Böttcher 2007 for a review and references therein). In the EC models, the soft seed photons are assumed to originate from the accretion disks, the broad-line regions (BLRs), or/and the dust tori (e.g., Ghisellini & Madau 1996; Georganopoulos et al. 2001; Dermer & Schlickeiser 2002). It was suggested that the SSC model may be responsible for γ -ray radiation from BL Lac objects while the EC model predominates over SSC model for quasars (e.g., Dondi & Ghisellini 1995). The statistical analysis on a sample of EGRET blazars implied that the soft seed photons may be predominantly from the BLRs (e.g., Fan & Cao 2004; Fan, Cao & Gu 2006), which is consistent with the lack of BLR and other external fields emission in most BL Lac objects. Their results are roughly consistent with the detailed modeling of SEDs for a large sample of γ -ray bright AGNs by (Ghisellini et al. 2010), in which all external field photons from BLR, accretion disk, and dust torus, are properly considered. However, the situation becomes more complicated for radiation in other wavebands (e.g., see Kataoka & Stawarz 2005; Bai et al. 2009; Liu et al. 2008). It was found that the X-ray radiation from some FSRQs (e.g., 3C 273) is consistent with combined SSC and EC mechanisms (e.g., Pacciani et al. 2009).

The extragalactic diffuse γ -ray background (EGRB) was first discovered by the SAS 2 satellite (Fichtel et al. 1978; Thompson & Fichtel 1982) and subsequently confirmed after the launch of EGRET (Michelson 1995; Sreekumar et al. 1998). The EGRB integrated above 100 MeV was determined to be $(1.45 \pm 0.05) \times 10^{-5}$ photons $\text{cm}^{-2} \text{s}^{-1} \text{sr}^{-1}$ (Sreekumar et al. 1998). Using a new model of the Galactic background, Strong et al. (2004) obtained a slightly smaller value of the EGRB, $(1.14 \pm 0.12) \times 10^{-5}$ photons $\text{cm}^{-2} \text{s}^{-1} \text{sr}^{-1}$. Almost all extragalactic γ -ray sources in the third EGRET catalog are identified as blazars, which account for about 13% of the EGRB (Hartman et al. 1999). The contribution of unresolved blazars to the EGRB has been explored in many previous works, either by extrapolating the observed γ -ray luminosity distribution to obtain a γ -ray luminosity function (LF) or using the correlation of γ -ray emission with the emission in radio bands derived from EGRET blazars, which showed that about $\sim 25\%$ to $\sim 100\%$ of the EGRB can be attributed to the unresolved blazars (e.g., Padovani et al. 1993; Chiang et al. 1995; Stecker & Salamon 1996; Chiang & Mukherjee 1998; Mücke & Pohl 2000; Narumoto & Totani 2006; Cao & Bai 2008).

A new revised catalogue of EGRET γ -ray sources (EGR2008) was given by Casandjian & Grenier (2008), and a larger catalogue of the LAT Bright AGN Sample (LBAS) detected by Fermi was released recently (Abdo et al. 2009a). In this paper, we derive a correlation between γ -ray and radio emission for a sample of BL Lac objects detected by EGRET or/and Fermi (Casandjian & Grenier 2008; Abdo et al. 2009a). We estimate the γ -ray duty cycle of BL Lac objects detected by EGRET and Fermi, and the γ -ray LF of BL Lac objects is calculated

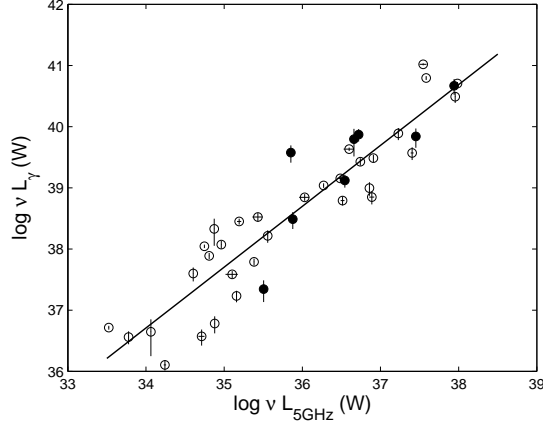


Fig. 1. The relation of K -corrected radio luminosity and γ -ray luminosity for a sample of γ -ray BL Lac objects detected by Fermi/EGRET. The solid line represents the linear regression for all the sources in the sample. Open circles: Fermi BL Lac objects; filled circles: EGRET BL Lac objects.

with this empirical correlation from their radio LF and γ -ray duty cycle. The radio LF of BL Lac objects derived by Padovani et al. (2007) based on the Deep X-ray Radio Blazar Survey (DXRBS) is used in this work. We further estimate the total number of BL Lac objects to be detected by Fermi, and the contribution of all BL Lac objects to the EGRB. The cosmological parameters $\Omega_M = 0.3$, $\Omega_\Lambda = 0.7$, and $H_0 = 70 \text{ km s}^{-1} \text{ Mpc}^{-1}$ have been adopted in this paper.

2. The correlation between γ -ray and radio emission

The recently released LAT Bright AGN Sample (LBAS) detected by Fermi includes 42 BL Lac objects, of which 11 sources were already detected by EGRET. Till now, there are 51 BL Lac objects detected either by EGRET or Fermi [with the Test Statistic (TS) value above the EGRET threshold (4σ for $|b| > 10^\circ$, and 5σ for $|b| < 10^\circ$); or 10σ for the sources detected by Fermi]. There are 40 BL Lac objects with measured redshifts, which are adopted for our present investigation. The radio/ γ -ray flux and photon index Γ above 100 MeV for the sources are listed in Table 1. In figure 1, we plot the relation between radio luminosity $L_{R,5G}$ at 5 GHz and γ -ray luminosity L_γ ($\geq 100 \text{ MeV}$) for these BL Lac objects, where the average K -corrected radio and γ -ray fluxes are adopted for calculating L_γ and $L_{R,5G}$. We find a significant correlation between $L_{R,5G}$ and L_γ (the correlation coefficient $r = 0.926$). The linear regression of the sample gives

$$\log \nu L_\gamma = 0.995 \log \nu L_{R,5G} + 2.886. \quad (1)$$

Abdo et al. (2009a) investigated the relation between 8.4GHz radio flux density and γ -ray flux density for Fermi blazar sample. The peak values are adopted by Abdo et al. (2009a), which are likely to correspond to a short time-scale flare state of a source. Kovalev et al. (2009) investigated the relation between quasi-simultaneous γ -ray and 15GHz radio flux densities in Fermi blazar sample, which includes xx BL Lac objects. The mean fluxes above 100 MeV

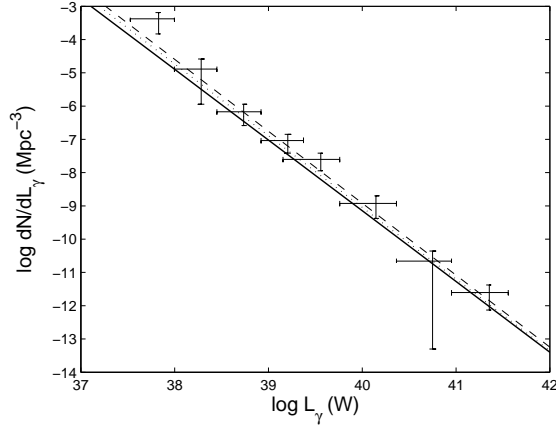


Fig. 2. The γ -ray LFs for BL Lac objects. The solid line is the LF derived in this work, while the dashed line and the dotted line are the LFs (redshift less than 0.3 and greater than 0.3) calculated with the LAT bright AGN sample detected by Fermi (Abdo et al. 2009a).

are adopted in this work, and the sample is limited to BL lac objects, which should be a suitable choice, because we focus on the statistic properties of γ -ray BL Lac objects as a whole population in this work. The significance of the correlation found in this work is higher than that found by Abdo et al. (2009a), which may be attributed to the fact that only the peak γ -ray fluxes were adopted in their analysis. For γ -ray quasars, the situation is more complicated, as their γ -ray emission is not only dependent on their radio emission, but also on the origins of the soft seed photons, which is beyond the scope of this work.

3. The γ -ray luminosity function of BL Lac objects

Based on the correlation between $L_{R,5G}$ and L_γ established with a sample of BL Lac objects, we can calculate the γ -ray LF of BL Lac objects from their radio LF. Recently, Padovani et al. (2007) derived a LF for BL Lac objects based on the Deep X-ray Radio Blazar Survey (DXRBS), which extends to lower luminosity than that derived by Stickel et al. (1991). In this work, we use Padovani et al. (2007)'s radio LF to derive the γ -ray LF of BL Lac objects.

Although a tight correlation between $L_{R,5G}$ and L_γ is found for γ -ray BL Lac objects, we find that only a small fraction of BL Lac objects were detected by EGRET, which may imply that the detection of blazars in γ -ray energy band is not only dependent on their radio emission, but also on their γ -ray activity. The γ -ray emission is closely related with radio emission for BL lac objects based on SSC models. More distant or/and fainter BL Lac objects can be detected if the sensitivity is improved. Abdo et al. (2009a) found that the redshift distribution of Fermi BL Lac objects ($z \leq 1.2$) is similar to that of the DXRBS BL Lac sample ($z \lesssim 1.0$) (Padovani et al. 2007). This may imply that the radio-gamma correlation found in this work has not been affected by the redshift distribution of γ -ray BL Lac objects. Thus,

we induce a γ -ray duty cycle δ_γ for BL Lac objects, which can be estimated from the ratio of γ -ray BL Lac objects to the total (e.g., Stecker & Salamon 1996; Vercellone et al. 2004). There are 36 BL Lac objects were detected by EGRET and Fermi, among which the lowest radio flux density at 5 GHz is $\simeq 0.25$ Jy. The number of BL Lac objects above this flux density limit with the same sky coverage of the survey carried out with EGRET/Fermi is ~ 330 (e.g., see figure 4 in Padovani et al. 2007), which leads to $\delta_\gamma \simeq 0.11$. Vercellone et al. (2004) estimate the γ -ray activity using three different methods. Our result is consistent with the maximum distribution of blazars active fraction computed in Vercellone et al. (2004) (see Fig.14 of Vercellone et al. (2004)).

The γ -ray LF of BL Lac objects can then be calculated with

$$\Phi_\gamma(L_\gamma, z) = \delta_\gamma \Phi_R(L_{R,5G}, z) \frac{dL_{R,5G}}{dL_\gamma} = \frac{\delta_\gamma L_{R,5G}}{0.995 L_\gamma} \Phi_R(L_{R,5G}, z), \quad (2)$$

where Φ_γ is the γ -ray LF, and the radio LF Φ_R is given by Padovani et al. (2007). We can use a simple GLF model defined as

$$\Phi_\gamma(L_\gamma, z) \propto L_\gamma^\beta, \quad (3)$$

In figure 2, we compared our γ -ray LF ($\beta = -2.13$) derived from the radio LF and that directly derived with a sample of γ -ray BL Lac objects detected by Fermi (Abdo et al. 2009a). The slope of our γ -ray LF is well in agreement with the value of -2.17 ± 0.05 reported for Fermi BL Lac objects. Our γ -ray LF is slightly less than that of (Abdo et al. 2009a), but taking into account the observational error, we can also say our γ -ray LF is roughly consistent with that of Fermi.

The number count of BL Lac objects as a function of γ -ray flux above 100 MeV can be calculated with the derived γ -ray LF,

$$N(\geq f_{\nu,\gamma}^{\min}) = \int_0^{z_m} \frac{dV}{dz} dz \int_{4\pi d_L^2 f_{\nu,\gamma}^{\min}} \phi_\gamma(L_{\nu,\gamma}, z) dL_{\nu,\gamma}, \quad (4)$$

where $z_m = 1$ is adopted in our calculations, because the radio LF for BL Lac objects was derived with a sample of sources with redshifts $z = 0 - 1$ (see Padovani et al. 2007, for the details). This means that the results derived here are only the lower limits. In fact, almost all γ -ray BL Lac objects detected have redshifts $z \lesssim 1$ (only 2 of 40 have redshifts slightly higher than unity). We plot the number count of γ -ray BL Lac objects derived from the LF calculated with equation (2) in figure 3. Obviously, the increasing number of sources can be detected following a decreasing flux limit, such as $N \sim 500$ at $f_{\text{limit}} = 0.06 f_{\text{limit}}^{\text{EGRET}}$ (the Fermi sensitivity for one year) (Gehrels & Michelson 1999), and $N \sim 1000$ at $f_{\text{limit}} = 1/30 f_{\text{limit}}^{\text{EGRET}}$ (the Fermi sensitivity for two year) (Atwood et al. 2009).

The EGRB contributed by all BL Lac objects can be calculated with the γ -ray LF derived with equation (2),

$$f_{\text{EGRB}} = \frac{1}{4\pi} \int_0^{z_m} dz \int_{4\pi d_L^2 f_{\nu,\gamma}^{\min}} \frac{dN(L_{\nu,\gamma}, z)}{dz dL_{\nu,\gamma}} \frac{L_{\nu,\gamma} (1+z)^{2-\Gamma}}{4\pi d_L^2 E_{100\text{MeV}}} dL_{\nu,\gamma}, \quad (5)$$

where the average photon spectral index $\Gamma = 2.04$ for BL Lac objects is adopted, which is slightly higher than $\Gamma = 1.99 \pm 0.22$ given by Abdo et al. (2009a). This is due to that our sample includes 9 EGRET sources, of which the photon spectral indexes are all greater than 2.0 except 1011+496. The contribution of the BL Lac objects to the EGRB as a function of γ -ray flux limit f_{limit} is plotted in figure 4.

4. Discussion

It was suggested that the γ -ray radiative mechanisms are different for quasars and BL Lac objects, i.e., the EC mechanism may be responsible for quasars, while the SSC is for BL Lac objects (e.g., Dondi & Ghisellini 1995). A linear relation between radio and γ -ray emission is expected for AGNs, if the SSC mechanism is responsible for γ -ray emission (see, e.g., equation (28) of Dermer et al. 1997). The correlation between radio and γ -ray emission for BL Lac objects found in this work is very close to a linear one as described in equation(1), which seems to support the SSC mechanism for γ -ray emission from BL Lac objects.

The variability of γ -ray emission in 10 sources of 42 Fermi BL Lac objects have been detected. The fraction is much less than that of FSRQs (45/57)(Abdo et al. 2009a), which implies that the variability of γ -ray emission from BL Lac objects could be weaker than that from FSRQs. The detection rate in γ -ray band may be dominantly related to the duty cycle of γ -ray BL Lac objects. Vercellone et al. (2004) investigated the γ -ray activity of EGRET blazars and estimated their γ -ray duty cycle. They found that about 48 percent of the sources fall into $\delta_\gamma = 0 - 5\%$, and 74 percent sources are in $\delta_\gamma \leq 10\%$. The duty cycle $\delta_\gamma \simeq 0.11$ derived in this work is roughly consistent with the results in Vercellone et al. (2004) (while their γ -ray duty-cycle was computed without a clear distinction between BL Lacs and FSRQs.).

In this work, the γ -ray LF of BL Lac objects is derived from the radio LF by using the empirical correlation of γ -ray emission with radio emission, which can almost reproduce the γ -ray LF calculated directly with the γ -ray BL Lac objects detected by Fermi/EGRET (see figure 2). Based on the derived γ -ray LF for BL Lac objects, we can calculate the number count of γ -ray BL Lac objects as a function of flux limit in γ -ray band. We find that about 1000 BL Lac objects will be detected by Fermi, if its sensitivity is 30 times higher than that of EGRET at 100 MeV (Gehrels & Michelson 1999). Cao & Bai (2008)'s estimate show that about 1200 quasars can be detected by Fermi based on the EC mechanism for their γ -ray emission. The recently released bright AGN sample detected by Fermi together with the sources already detected by EGRET with high-confidence leads to a sample of 135 γ -ray blazars (77 quasars, 51 BL Lac objects and 7 blazars with uncertain classification). The ratio of quasars to BL Lac objects for the present sample (LBAS+EGRET) is about 1.5, which is slightly higher than

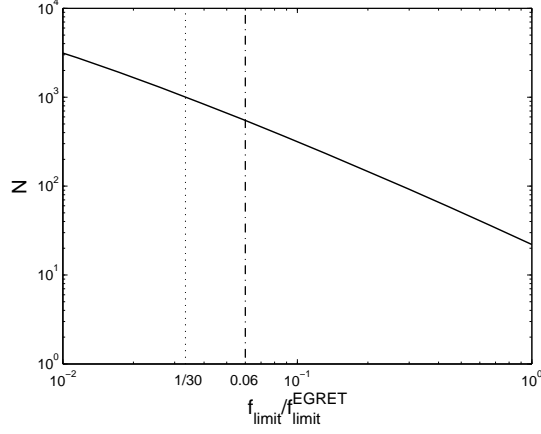


Fig. 3. The number count of γ -ray BL Lac objects as a function of flux limit at 100 MeV. The dotted line and dot-dashed line represents the sensitivity of Fermi. We note $f_{\min} \simeq 5 \times 10^{-8} \text{ ph cm}^{-2} \text{ s}^{-1}$ for EGRET (see, e.g., Cao & Bai 2008). The flux limit of Fermi at 100 MeV can be 30 times lower than that of EGRET for a two year all-sky survey (Gehrels & Michelson 1999) and the sensitivity for one year will be $3.0 \times 10^{-9} \text{ ph cm}^{-2} \text{ s}^{-1}$ (Atwood et al. 2009).

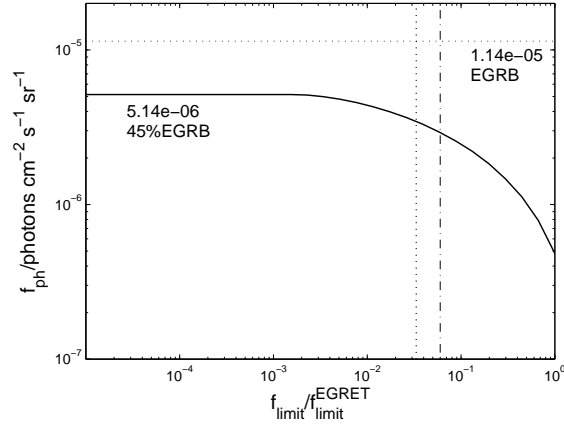


Fig. 4. The contribution of the BL Lac objects with γ -ray flux $f \geq f_{\text{limit}}$. The dashed line indicates the measured EGRB with photon energy above 100 MeV. We use the value of the EGRB obtained by Strong et al. (2004), $(1.14 \pm 0.12) \times 10^{-5} \text{ photons cm}^{-2} \text{ s}^{-1} \text{ sr}^{-1}$. The symbols of dotted line and dot-dashed line as in Figure 3.

1200/1000, which implies that more BL Lac objects are expected to be detected by the Fermi in the future.

Integrating the derived γ -ray LF, we calculate the contribution of all BL Lac objects to the EGRB, which accounts for $\sim 45\%$ of the EGRB (see figure 4). Cao & Bai (2008)'s calculation show that all radio quasars and FR II radio galaxies contribute about $\sim 32\%$ of the EGRB. This means that the contribution of BL Lac objects is similar to that of quasars, which is roughly consistent with the predicted number ratio of quasars to BL Lac objects to be detected by Fermi. The contribution of all blazars (quasars+BL Lac objects) can account for $\sim 77\%$ of the EGRB, which implies there still some space ($\lesssim 23\%$) is left for other sources to the EGRB. Considering that our calculations are limited to $z = 0 \sim 1$ for BL Lac objects, the contribution of the sources other than blazars to the EGRB should be lower than the value derived in this work. We also noticed the detection of γ -ray emission from relativistic jets in the narrow-line Seyfert-1 galaxies (PMN 0948+0022)(Abdo et al. 2009b), which means that the mechanism of γ -ray radiation from narrow-line Seyfert-1 galaxies is similar to that for blazars. Considering that a fraction of narrow-line Seyfert-1 galaxies are radio-loud (e.g. Komossa et al. 2006; Yuan et al. 2008) and some of them show evidence for relativistic jets (e.g. Gu & Chen 2010), the contribution of radio-loud narrow-line Seyfert-1 galaxies to the EGRB may be important, however, the detailed calculation is beyond the scope of this work.

We thank the referee for his/her helpful comments, and J. M. Bai for helpful discussion. This work is supported by the NSFC (grants 10773020, 10821302 and 10833002), the CAS (grant KJCX2-YWT03), the Science and Technology Commission of Shanghai Municipality (10XD1405000), and the National Basic Research Program of China (grant 2009CB824800).

References

- Abdo, A. A. et al. 2009a, ApJ, 700, 597A
- Abdo, A. A. et al. 2009b, ApJ, 699, 976
- Atwood, W. B. et al. 2009ApJ, 697, 1071
- Bai, J. M., Liu, H. T., & Ma, L. 2009, ApJ, 699, 2002
- Bloom, S. D., 2007, AIPC, 921, 299
- Böttcher, M., 2001, Ap&SS, 309, 95
- Böttcher, M. 2007, Ap&SS, 309, 9
- Cao, X., & Bai, J. M. 2008, ApJ, 673L, 131
- Cara, M. & Lister, M. L. 2000, BAAS, 39, 784
- Casandjian J.-M., Grenier I. A., 2008, A&A, 489, 849
- Chiang, J., Fichtel, C. E., von Montigny, C., Nolan, P. L., & Petrosian, V. 1995, ApJ, 452, 156
- Chiang, J., Mukherjee, R. 1998, ApJ, 496, 752
- Dermer, C. D., Sturmer, S. J., & Schlickeiser, R. 1997, ApJS, 109, 103
- Dermer, C. D., & Schlickeiser, R. 2002, ApJ, 575, 667
- Dondi, L. & Ghisellini, G. 1995, MNRAS, 273, 583
- Fan, Z.-H., & Cao, X. 2004, ApJ, 602, 103
- Fan, Z.-H., Cao, X., & Gu, M. 2006, ApJ, 646, 8
- Fichtel, C. E., Simpson, G. A., & Thompson, D. J. 1978, ApJ, 222, 833
- Gehrels, N., & Michelson, P. 1999, Astroparticle Physics, 11, 277
- Georganopoulos, M., Kirk, J. G., & Mastichiadis, A. 2001, ApJ, 561, 111
- Ghisellini, G., & Madau, P. 1996, MNRAS, 280, 67
- Ghisellini, G., Tavecchio, F., & Chiaberg, M. 2005, A&A, 432, 401
- Ghisellini, G., et al. 2010, MNRAS, 402, 497G
- Ghosh, K. K. , Ramsey, B. D., & Sivaram, C. 1999, Bulletin of the American Astronomical Society, 31, 665
- Gu, M., & Chen, Y. 2010, arXiv:1004.3058
- Hartman, R. C., et al. 1999, ApJS, 123, 79
- Kataoka, J., & Stawarz, L. 2005, High Energy Gamma-Ray Astronomy, 745, 522
- Komossa, S., Voges, W., Xu, D., Mathur, S., Adorf, H.-M., Lemson, G., Duschl, W. J., & Grupe, D. 2006, AJ, 132, 531
- Kovalev et al. 2009, ApJL, 696,17
- Liu, H. T., Bai, J. M., & Ma, L. 2008, ApJ, 688, 148
- Mattox, J. R., Hartman, R. C., & Reimer, O. 2001, ApJS, 135, 155
- Mücke, A., & Pohl, M. 2000, MNRAS, 312, 177
- Michelson, P. F. 1995, grsc, conf, 159
- Narumoto, T., & Totani, T. 2006, ApJ, 643, 81
- Pacciani, L., et al. 2009, A&A, 494, 49
- Padovani, P., et al. 1993, MNRAS, 260, L21
- Padovani, P., Giommi, P., landt, H., & Perlman, E. S. 2007, ApJ, 662,182
- Salamon, M. H., & Stecker, F. W. 1994, ApJ, 430, L21

- Sikora, M., Begelman, M. C., & Rees, M. J. 1994, ApJ, 421, 153
- Sikora, M., & Madejski, G. 2001, American Institute of Physics(AIP), 558, 275
- Sreekumar, P., et al. 1998, ApJ, 494, 523
- Stecker, F. W., Salamon, M. H., & Malkan, M. A. 1993, ApJ, 410, L71
- Stecker, F. W., & Salamon, M. H. 1996, ApJ, 464, 600
- Stickel, M., Fried, J. W., Kuehr, H., Padovani, P., & Urry, C. M. 1991, ApJ, 374, 431
- Strong, A. W., Moskalenko, I. V., & Reimer, O. 2004, ApJ, 613, 956
- Thompson, D. J., & Fichtel, C.E. 1982, A&A, 109, 352
- Travis, A. Rector & John, T.Stocke. 2001, AJ, 122, 565
- Vercellone, S., Soldi, S., Chen, A. W., & Tavani, M. 2004, MNRAS, 353, 890
- Yang, J., & Fan, J. 2005, CJAA, 5, 229
- Yuan, W., Zhou, H. Y., Komossa, S., Dong, X. B., Wang, T. G., Lu, H. L., & Bai, J. M. 2008, ApJ, 685, 801

Table 1. Literature Data for γ -ray BL Lac objects

IAU name	source name	z	F_{5GHz} (Jy)	ΔF_{5GHz} (Jy)	ref	Γ	$\Delta\Gamma$	F_{100MeV} $10^{-8}ph\ cm^{-2}s^{-1}$	ΔF_{100MeV} $10^{-8}ph\ cm^{-2}s^{-1}$
0048 − 097	0FGL J0050.5 − 0928	0.537	1.92	...	3	2.15	0.08	10.2	1.4
0109 + 224	0FGL J0112.1 + 2247	0.265	0.2575	0.0382	4	2.10	0.09	7.4	1.2
0118 − 272	0FGL J0120.5 − 2703	0.557	1.18	...	3	1.99	0.14	3.2	0.8
0219 + 428	0FGL J0222.6 + 4302	0.444	0.953	0.165	4	1.97	0.04	25.9	1.6
0235 + 164	0FGL J0238.6 + 1636	0.940	1.48	0.15	5	2.05	0.02	72.6	2.5
0301 − 243	0FGL J0303.7 − 2410	0.260	0.39	...	3	2.01	0.13	3.9	0.9
0332 − 403	0FGL J0334.1 − 4006	1.445	2.6	...	3	2.15	0.12	5.3	1.1
0426 − 380	0FGL J0428.7 − 3755	1.112	1.14	...	3	2.14	0.05	24.5	1.8
0447 − 439	0FGL J0449.7 − 4348	0.205	0.2365	0.015	6	2.01	0.06	12.0	1.3
0502 + 675	0FGL J0507.9 + 6739	0.416	0.025	...	4	1.67	0.18	1.7	0.8
0521 − 365	EGR J0529 − 3608	0.055	9.23	...	3	2.63	0.42	17.57	6.8
0537 − 441	0FGL J0538.8 − 4403	0.892	3.8	...	3	2.19	0.04	37.6	2.2
0716 + 714	0FGL J0722.0 + 7120	0.310	1.12	0.01	2	2.08	0.05	16.4	1.4
0735 + 178	0FGL J0738.2 + 1738	0.424	3.14	0.12	5	2.10	0.14	4.6	1.1
0814 + 425	0FGL J0818.3 + 4222	0.530	0.956	...	10	2.07	0.08	9.6	1.3
0829 + 046	EGR J0829 + 0510	0.180	0.700	...	3	2.47	0.40	16.53	5.1
0847 − 120	EGR J0852 − 1224	0.566	0.834	0.045	7	1.58	0.58	23.2	11.1
0851 + 202	0FGL J0855.4 + 2009	0.306	2.30	0.12	5	2.31	0.11	9.0	1.5
0954 + 658	EGR J0956 + 6524	0.368	1.46	...	1	2.08	0.24	12.65	3.0
1011 + 496	0FGL J1015.2 + 4927	0.212	0.146	...	10	1.73	0.07	4.9	0.7
1011 + 496	EGR J1009 + 4831	0.200	0.146	...	10	1.90	0.37	5.63	1.7
1053 + 494	0FGL J1053.7 + 4926	0.140	0.0427	...	9	1.42	0.20	0.5	0.3
1055 + 567	0FGL J1058.9 + 5629	0.143	0.146	...	10	2.11	0.14	3.9	1.0
1101 + 384	0FGL J1104.5 + 3811	0.030	0.421	0.06	10	1.77	0.04	15.3	1.1
1215 + 303	0FGL J1218.0 + 3006	0.130	0.262	...	10	1.89	0.06	9.7	1.1
1219 + 285	0FGL J1221.7 + 2814	0.102	0.6755	0.17	5	1.93	0.07	8.3	1.1
1334 − 127	EGR J1337 − 1310	0.539	2.18	...	3	2.62	0.42	18.7	6.5
1514 − 241	0FGL J1517.9 − 2423	0.048	1.907	0.17	5	1.94	0.14	4.1	1.2
1553 + 113	0FGL J1555.8 + 1110	0.360	0.638	0.096	4	1.70	0.06	8.0	1.0
1604 + 159	EGR J1607 + 1533	0.357	0.281	...	10	2.06	0.41	39.3	12.3
1652 + 398	0FGL J1653.9 + 3946	0.033	1.1945	0.05	5	1.70	0.09	3.1	0.6
1717 + 178	0FGL J1719.3 + 1746	0.137	0.94	...	3	1.84	0.07	6.9	0.9
1730 − 130	EGR J1734 − 1315	0.902	4.10	...	3	2.23	0.10	32.54	9.3
1749 + 096	0FGL J1751.5 + 0935	0.322	1.495	0.21	5	2.27	0.07	18.4	2.1

Table 1. (Continued.)

IAU name	source name	z	F_{5GHz} (Jy)	ΔF_{5GHz} (Jy)	ref	Γ	$\Delta\Gamma$	F_{100MeV} $10^{-8}ph\ cm^{-2}s^{-1}$	ΔF_{100MeV} $10^{-8}ph\ cm^{-2}s^{-1}$
1803+784	0FGL J1802.2+7827	0.680	2.8	...	5	2.25	0.14	6.0	1.4
1959+650	0FGL J2000.2+6506	0.047	0.23	...	8	1.86	0.11	4.2	1.0
2005-489	0FGL J2009.4-4850	0.071	1.19	...	3	1.85	0.14	2.9	0.9
2032+107	EGR J2032+1226	0.601	0.77	...	3	2.83	0.26	13.05	3.0
2155-304	0FGL J2158.8-3014	0.116	0.31	...	3	1.85	0.04	18.1	1.2
2200+420	0FGL J2202.4+4217	0.069	2.49	...	5	2.24	0.12	8.5	1.8