

# On holographic dark-energy models

Sergio del Campo<sup>\*,1</sup>, Júlio.C. Fabris<sup>†,2</sup>, Ramón Herrera<sup>‡,1</sup> and Winfried Zimdahl<sup>§2</sup>

<sup>1</sup>*Instituto de Física, Pontificia Universidad Católica de Valparaíso,  
Avenida Brasil 2950, Casilla 4059, Valparaíso, Chile*

<sup>2</sup>*Universidade Federal do Espírito Santo, Departamento de Física  
Av. Fernando Ferrari, 514, Campus de Goiabeiras,  
CEP 29075-910, Vitória, Espírito Santo, Brazil*

## Abstract

Different holographic dark-energy models are studied from a unifying point of view. We compare models for which the Hubble scale, the future event horizon or a quantity proportional to the Ricci scale are taken as the infrared cutoff length. We demonstrate that the mere definition of the holographic dark-energy density generally implies an interaction with the dark-matter component. We discuss the relation between the equation-of-state parameter and the energy density ratio of both components for each of the choices, as well as the possibility of non-interacting and scaling solutions. Parameter estimations for all three cutoff options are performed with the help of a Bayesian statistical analysis, using data from supernovae type Ia, the history of the Hubble parameter, the position of the first acoustic peak in the CMB anisotropy spectrum and baryon acoustic oscillations. We comment on similarities and differences of the dynamics for the various choices.

---

\* E-Mail: sdelcamp@ucv.cl

† E-mail: fabris@pq.cnpq.br

‡ E-mail: ramon.herrera@ucv.cl

§ E-mail: winfried.zimdahl@pq.cnpq.br

## I. INTRODUCTION

Observations from Supernova (SN Ia) [1], large scale structure [2], cosmic microwave background [3], the integrated Sachs–Wolfe effect [4], baryonic acoustic oscillations [5] and from gravitational lensing [6] suggest that our current universe is in a state of accelerated expansion. In most investigations the origin of the acceleration is attributed to a mysterious component with a negative pressure, called dark energy (DE). The preferred candidate for this entity is a cosmological constant  $\Lambda$ . The favored cosmological model is the  $\Lambda$ -cold-dark-matter ( $\Lambda$ CDM) model which also plays the role of a reference model for alternative approaches to the DE problem. Alternative DE models have been developed since the  $\Lambda$ CDM model, although it fits most observational data rather well, suffers from two main and lasting shortcomings, namely: the low value of the vacuum energy and the coincidence problem [7]. In order to address these two problems, the cosmological constant has been replaced by a time varying quantity, resulting in dynamical DE models. The best studied models here are scalar field models which comprehend, e.g., quintessence [8], K-essence [9] and tachyon fields [10]. In most investigations DM and DE are considered as independent substances. However, there is no reason to neglect interactions in the dark sector. Including the possibility of a coupling between DM and DE is the more general case and gives rise to a richer dynamics [11]. So far, DE and dark matter (DM) manifest themselves only through their gravitational action. This circumstance is the motivation for unified models of the cosmological substratum in which one single component plays the role of DM and DE simultaneously. A Chaplygin gas represents the prototype of a unified model [12], but also bulk-viscous models belong to this category (see, e.g., [13] and references therein). Among the many different approaches to describe the dark cosmological sector, so called holographic DE models have received considerable attention [14–16]. According to the holographic principle, the number of degrees of freedom in a bounded system should be finite and related to the area of its boundary [17]. Based on this principle, a field theoretical relation between a short distance (ultraviolet) cutoff and a long distance (infrared) cutoff was established [15]. This relation ensures that the energy in a box of size  $L$  does not exceed the energy of a black hole of the same size. Applied to the dynamics of the Universe,  $L$  has to be a cosmological length scale. Different choices of this cutoff scale result in different DE models. If one identifies  $L$  with the Hubble radius  $H^{-1}$ , the resulting DE density, corresponding to the ultra-violet cutoff, will be close

to the observed effective cosmological constant [15]. The possibilities of the particle and the event horizons as the IR cutoff length were subsequently discussed by Li[16], who found that apparently only a future event horizon cutoff can give a viable DE model. However, afterwards it was recognized, that a cutoff at the Hubble scale may well result in a realistic cosmological dynamics provided only, that an interaction in the dark sector is admitted [18]. More recently, yet another possibility was proposed, namely a cutoff scale, given by the Ricci scalar curvature [19, 20], resulting in so-called holographic Ricci DE models. Holographic DE model have been tested and constrained by various astronomical observations [21], in some cases also including spatial curvature [22].

A special class are models in which holographic DE is allowed to interact with DM [18, 23–26]. In this article, we compare three different approaches to (generally interacting) DE models. We study the relation between the energy density ratio of DM and DE and the equation-of-state (EoS) parameter for general interactions in each of these cases. Also solutions for the interaction free limits and scaling solutions (constant energy density ratio) are obtained as special cases. We clarify the role of potential interactions in the dark sector. In particular, we point out that any interaction model, including also the non-interacting limits, introduces relations between the EoS parameter and the matter content, which constrain the admissible dynamics. All the cases are confronted with observational data from supernovae type Ia, the history of the Hubble parameter, the position of the first acoustic peak in the CMB anisotropy spectrum and baryon acoustic oscillations.

This paper is organized as follows: In Section II we provide the basic relations for an arbitrary cutoff scale. In Section III we consider the Hubble-scale cutoff. The cutoff at the future event horizon is studied in Section IV, including an analysis of the non-interacting limit and the possibility of scaling solution. The same features are investigated for the Ricci-scale cutoff in Section V. In Section VI we present the results of a Bayesian statistical analysis for each of the cases. Finally, a summary of the paper is given in Section VII.

## II. BASIC EQUATIONS

We assume the cosmic substratum to be described by a pressureless matter component with energy density  $\rho_m$  and a holographic dark energy component with energy density  $\rho_H$ . The Friedmann equation for the spatially flat case then is

$$3H^2 = 8\pi G(\rho_m + \rho_H) . \quad (1)$$

Both components are admitted to interact according to

$$\dot{\rho}_m + 3H\rho_m = Q \quad (2)$$

and

$$\dot{\rho}_H + 3H(1 + w)\rho_H = -Q . \quad (3)$$

Here we have introduced the equation-of-state (EoS) parameter  $w \equiv \frac{p_H}{\rho_H}$ , where  $p_H$  is the pressure associated with the holographic component. The total energy density  $\rho = \rho_m + \rho_H$  is conserved. The Hubble rate changes as

$$\dot{H} = -\frac{3}{2}H^2 \left(1 + \frac{w}{1+r}\right) , \quad \Rightarrow \quad \frac{d \ln H}{d \ln a} = -\frac{3}{2} \left(1 + \frac{w(a)}{1+r(a)}\right) , \quad (4)$$

where  $r = \frac{\rho_m}{\rho_H}$  is the ratio of the energy densities of both components and

$$\frac{w}{1+r} \equiv w^{eff} \quad (5)$$

is the total effective EoS of the cosmic medium. The dynamics of the ratio  $r$  is determined by

$$\dot{r} = r \left( \frac{\dot{\rho}_m}{\rho_m} - \frac{\dot{\rho}_H}{\rho_H} \right) . \quad (6)$$

Introducing here the balances (2) and (3), we arrive at

$$\dot{r} = 3Hr (1+r) \left[ \frac{w}{1+r} + \frac{Q}{3H\rho_m} \right] . \quad (7)$$

Following [15, 16] we shall write the holographic energy density as

$$\rho_H = \frac{3c^2 M_p^2}{L^2} . \quad (8)$$

The quantity  $L$  is the infrared (IR) cutoff scale and  $M_p = 1/\sqrt{8\pi G}$  is the reduced Planck mass. The numerical constant  $c^2$  determines the degree of saturation of the condition

$$L^3 \rho_H \leq M_{Pl}^2 L , \quad (9)$$

which is at the heart of any holographic dark energy model and which states that the energy in a box of size  $L$  should not exceed the energy of a black hole of the same size. To establish a specific model, the length scale  $L$  has to be specified. Applied to the dynamics

of the Universe,  $L$  has to be a cosmological length scale. Three different choices of  $L$  have been considered in the literature: the Hubble scale, the future event horizon and a scale proportional to the inverse square root of the Ricci scalar. Each of these choices will be discussed separately in the subsequent sections. All relations of the present section are generally valid.

Differentiating the expression (8) and inserting the result into the balance (3) yields

$$\Gamma \equiv \frac{Q}{\rho_H} = 2 \frac{\dot{L}}{L} - 3H(1+w) , \quad (10)$$

where  $\Gamma$  denotes the (generally time-varying) rate by which  $\rho_H$  changes as a result of the interaction. From the outset, there is no reason for  $Q$  to vanish. Putting  $Q = 0$  establishes a specific relationship between  $w$  and the ratio of the rates  $\frac{\dot{L}}{L}$  and  $H$ . Any non-vanishing  $Q$  will modify this relationship. We shall investigate here the general dynamics and afterwards consider the non-interacting limits as special cases for each of the choices for  $L$ .

With  $Q$  from (10) the dynamics (7) of the energy density ratio  $r$  becomes

$$\dot{r} = -3H(1+r) \left[ 1 + \frac{w}{1+r} - \frac{2}{3} \frac{\dot{L}}{HL} \right] . \quad (11)$$

The interaction free limit is characterized by (cf. eq. (7))

$$Q = 0 \quad \Rightarrow \quad \dot{r} = \frac{1}{1+r} \left( 2 \frac{\dot{L}}{L} - 3H \right) = 3H r w \quad (12)$$

with a generally time-dependent  $w$ . Different choices of the cutoff scale  $L$  result in different expressions for the total effective EoS parameter  $w^{eff}$  in (5) and in different relations between  $w$  and  $r$ . It will turn out that for a Hubble-scale cutoff the ratio  $r$  is necessarily constant, while any, generally time varying,  $w \neq 0$  requires  $Q \neq 0$ . For both the other choices, the future event horizon and the Ricci-scale cutoffs, there exist relations between  $w$  and  $r$ . In particular, in both these cases a constant ratio  $r$  requires a constant EoS parameter  $w$ . In the following sections the three choices for  $L$  are treated separately.

### III. HUBBLE-SCALE CUTOFF

#### A. General relations

For  $L = H^{-1}$  the holographic DE density is

$$\rho_H = 3 c^2 M_p^2 H^2 . \quad (13)$$

Differentiating this expression and applying Eq. (4) yields

$$\dot{\rho}_H = -3H \left(1 + \frac{w}{1+r}\right) \rho_H . \quad (14)$$

Consequently,

$$\dot{\rho}_H + 3H(1+w)\rho_H = 3Hw \frac{\rho_m}{1+r} . \quad (15)$$

This means, the source term  $Q$ , given by the right-hand side of the balance equation (3), is fixed:

$$Q = -3Hw^{eff}\rho_m \quad \Leftrightarrow \quad w^{eff} = -\frac{Q}{3H\rho_m} . \quad (16)$$

This constitutes a direct relation between the EoS parameter and the so far unspecified interaction quantity  $Q$ . An interaction with  $Q > 0$  is essential to have a negative EoS parameter. Without interaction there exists only the solution with  $w = 0$ , i.e., for the interaction-free case this cannot be a dark-energy model [26].

Combining (7) and (16) (or (5)), we find that necessarily  $r = \text{const.}$  Any interacting holographic dark-energy model based on (13) is characterized by a constant ratio of the energy densities. We emphasize that a constant value of  $r$  does not imply that the EoS parameter is constant as well. The ratio  $\frac{Q}{3H\rho_m}$  remains unfixed. It can be freely chosen. Combining the Friedmann equation (1) and the expression (13), we obtain the following relation between  $r$  and the saturation parameter  $c^2$ :

$$c^2(1+r) = 1 \quad \Leftrightarrow \quad r = \frac{1-c^2}{c^2} . \quad (17)$$

A specific value of  $r$  fixes the saturation parameter. For  $r \approx \frac{1}{3}$ , i.e., 25% DM and 75% DE, we find  $c^2 \approx \frac{3}{4}$ . For the (generally time varying) deceleration parameter one has

$$q = -1 - \frac{\dot{H}}{H^2} = \frac{1}{2} \left(1 - \frac{Q}{H\rho_m}\right) . \quad (18)$$

In the interaction-free case we recover the Einstein - de Sitter value  $q = \frac{1}{2}$ . The condition for accelerated expansion is  $Q > H\rho_m$ . To describe a transition from decelerated to accelerated expansion,  $Q$  has to change from  $Q < H\rho_m$  to  $Q > H\rho_m$ .

## B. Variable EoS parameter

The freedom in the choice of  $\frac{Q}{H\rho_m}$  can be used to establish a viable cosmological model. We assume (cf. [26]) that the interaction rate  $\Gamma$  is proportional to a power of the Hubble

rate, equivalent to

$$\frac{\Gamma}{3Hr} = \mu \left( \frac{H}{H_0} \right)^{-n} \quad \Rightarrow \quad \dot{\rho} + 3H \left( 1 - \mu \left( \frac{H}{H_0} \right)^{-n} \right) \rho = 0 . \quad (19)$$

The quantity  $\mu$  is an interaction constant. Different interaction rates are characterized by different values of  $n$ . A growth of the parameter  $\frac{Q}{3H\rho_m}$  is obtained for  $n > 0$ . In the spatially flat background the ansatz (19) corresponds to a *total* equation of state parameter

$$w^{eff} = \frac{p}{\rho} = -\mu \left( \frac{H}{H_0} \right)^{-n} = -\mu \left( \frac{\rho}{\rho_0} \right)^{-n/2} . \quad (20)$$

The energy density (for  $n \neq 0$ ) is that of a generalized Chaplygin gas [27]:

$$\rho = \rho_0 [\mu + (1 - \mu) a^{-3n/2}]^{2/n} \quad \Rightarrow \quad H = H_0 [\mu + (1 - \mu) a^{-3n/2}]^{1/n} . \quad (21)$$

Since from (18) and (19) it follows that

$$\mu = \frac{1}{3} (1 - 2q_0) , \quad (22)$$

where  $q_0$  is the present value of the deceleration parameter, the Hubble rate can also be written as

$$\frac{H}{H_0} = \left( \frac{1}{3} \right)^{1/n} [1 - 2q_0 + 2(1 + q_0) a^{-3n/2}]^{1/n} . \quad (23)$$

For the special case  $n = 2$ , this expression is similar to that for the  $\Lambda$ CDM model. The results of a statistical analysis are given in subsection VIB, encoded in figures 5 and 6.

### C. Constant EoS parameter

The simplest dynamics is obtained for a constant EoS parameter, corresponding to  $n = 0$  in (20). With  $Q = 3\mu H\rho_m$  we have  $\frac{w}{1+r} = -\mu = \text{const.}$  Under this condition the balance (3) takes the form

$$\dot{\rho}_H + 3H(1 - \mu)\rho_H = 0 . \quad (24)$$

To avoid an increase of  $\rho_H$ , i.e., a phantom behavior, we have to require  $\mu < 1$ . This guarantees  $\frac{w}{1+r} = -\frac{Q}{3H\rho_m} > -1$  for the effective EoS. The deceleration parameter (18) reduces to  $q = \frac{1}{2}(1 - 3\mu)$ . The condition for accelerated is  $q < 0 \Rightarrow 3\mu > 1$ . Exponential expansion is obtained for  $q = -1 \Rightarrow \mu = 1$ . From equation (24) the solution for the densities is

$$\rho_H \sim \rho_m \sim \rho \sim a^{-3(1-\mu)} \quad (25)$$

with

$$a \sim t^{\frac{2}{3(1-\mu)}} \quad \text{and} \quad H = \frac{2}{3(1-\mu)t} . \quad (26)$$

It is well known, that any power-law solution for the scale factor corresponds to a scalar-field representation for the cosmic substratum with an effective exponential potential  $V$ . In the present context we have

$$V = V_0 \exp [\mp \lambda (\phi - \phi_0)] , \quad (27)$$

with

$$\lambda = \sqrt{24\pi G (1+r) (1+w^{eff})} . \quad (28)$$

For  $\lambda$  to be real,  $w^{eff} > -1$  is required. This coincides with the condition for avoiding a phantom-type behavior, mentioned below (24).

#### IV. FUTURE EVENT HORIZON CUTOFF

##### A. General relations

Since accelerated expansion cannot be accounted for by holographic DE with an Hubble-scale cutoff without interaction (cf. (18)), Li [16] replaced the Hubble scale by the future event horizon  $R_E$ . This approach has received considerable attention subsequently [28].

With  $L = R_E$  the holographic DE density (8) is

$$\rho_H = \frac{3c^2 M_p^2}{R_E^2} , \quad (29)$$

where

$$R_E(t) = a(t) \int_t^\infty \frac{dt'}{a(t')} = a \int_a^\infty \frac{da'}{H' a'^2} \quad (30)$$

is the future event horizon. Differentiating (29) yields

$$\dot{\rho}_H = -2 \frac{\dot{R}_E}{R_E} \rho_H . \quad (31)$$

From (30) we obtain

$$\frac{\dot{R}_E}{R_E} = H - \frac{1}{R_E} . \quad (32)$$

Combining relations (31) and (32) results in

$$\dot{\rho}_H = -2 (H - R_E^{-1}) \rho_H . \quad (33)$$



For the left-hand side of the balance (3) we obtain

$$\dot{\rho}_H + 3H(1+w)\rho_H = [(1+3w)H + 2R_E^{-1}] \rho_H. \quad (34)$$

Comparing this equation with (3), we may read off

$$Q = -H \left[ 1 + 3w + \frac{2}{R_E H} \right] \rho_H \quad \Leftrightarrow \quad w = -\frac{1}{3} \left[ 1 + \frac{2}{c\sqrt{1+r}} + \frac{\Gamma}{H} \right]. \quad (35)$$

Here we have used that  $R_E = c\sqrt{(1+r)}/H$ , a relation that allows us to eliminate  $c$  and to write

$$R_E H = R_{E0} H_0 \sqrt{\frac{1+r}{1+r_0}} \quad \Leftrightarrow \quad r = r_0 + (1+r_0) \left[ \frac{R_E^2 H^2}{R_{E0}^2 H_0^2} - 1 \right]. \quad (36)$$

Notice that  $r_0 = \frac{\Omega_{m0}}{1-\Omega_{m0}}$ , where  $\Omega_{m0} = \frac{8\pi G \rho_{m0}}{3H_0^2}$ . To have an energy transfer from DE to DM one has to require

$$Q > 0 \quad \Leftrightarrow \quad w < -\frac{1}{3} \left( 1 + \frac{2}{R_E H} \right). \quad (37)$$

The dynamics of the ratio  $r$  is determined by (7). With (35) in (7) we may also write

$$\dot{r} = -Hr \left[ 1 + 2(R_E H)^{-1} - \frac{Q}{H\rho_m} \right], \quad (38)$$

or

$$\dot{r} = -H(1+r) \left[ 1 + 3\frac{w}{1+r} + \frac{2}{R_E H} \right]. \quad (39)$$

One expects the ratio  $r$  to decay during the cosmic evolution, i.e.,

$$\dot{r} < 0 \quad \Leftrightarrow \quad w > -\frac{1}{3}(1+r) \left( 1 + \frac{2}{R_E H} \right). \quad (40)$$

This amounts to a lower bound for the EoS parameter. Combination of the upper bound (37) with (40) provides us with following range for the total effective EoS:

$$-\frac{1}{3} \left( 1 + \frac{2}{R_E H} \right) < \frac{w}{1+r} < -\frac{1}{3(1+r)} \left( 1 + \frac{2}{R_E H} \right). \quad (41)$$

Notice that  $q = \frac{1}{2}(1 + 3\frac{w}{1+r})$ . For a given  $w(a)$ , Eq. (39) determines the ratio  $r(a)$ . A constant  $r$  implies that  $w$  is constant as well. This property is substantially different from the case of the previous section where a cutoff at the Hubble scale with a constant ratio  $r$  still left room for an arbitrarily time-dependent EoS. The case of a constant  $r$  for the present future-event-horizon cutoff will be considered in subsection IV D below.

The dark-energy balance (3) can be written as

$$\dot{\rho}_H + 3H(1+w_{eff}^E)\rho_H = 0 \quad (42)$$

with an effective EoS

$$w_{eff}^E = w + \frac{Q}{3H\rho_H} = -\frac{1}{3} \left( 1 + \frac{2}{R_E H} \right) , \quad (43)$$

where the superscript E denotes “event horizon”. This quantity does not directly depend on  $w$ . However, the ratio  $r$  that enters  $R_E H$  is determined by  $w$  via Eq. (39). Notice also, that this effective EoS for the DE component is different from the total effective EoS of the cosmic medium which is  $\frac{w}{1+r}$ . In the previous Hubble-scale-cutoff case both these quantities were identical. Via (43), a constant  $w_{eff}^E$  necessarily implies a constant  $r$  and vice versa.

## B. Scaling energy-density ratio

To solve the dynamics of the present model, we shall assume a power-law dependence for the energy-density ratio [29]

$$r = r_0 a^{-\xi} . \quad (44)$$

Under such circumstances we have  $\dot{r} = -\xi H r$  which, inserted into (39), provides us with

$$w = -\frac{1}{3} \left[ 1 + r - \xi r + \frac{2}{c} \sqrt{1+r} \right] . \quad (45)$$

The interaction rate that corresponds to a dynamics with (44) is

$$\Gamma = H r \left[ 1 - \xi + \frac{2}{c} \frac{1}{\sqrt{1+r}} \right] . \quad (46)$$

The first inequality in (41) is satisfied for any  $\xi > 0$ , while the second inequality in (41), equivalent to  $Q > 0$ , requires

$$\xi < 1 + \frac{2}{c\sqrt{1+r}} . \quad (47)$$

For any  $\xi > 1$  this implies an upper limit for the ratio  $r$ . The ansatz (44) was introduced to approach the coincidence problem [30]. As was argued in [29], any value  $\xi < 3$  makes the coincidence problem less severe than in the  $\Lambda$ CDM model for which one has  $\xi = 3$ . In the following we consider the cases  $\xi = 1, 2, 3$  separately.

(i) Integration of (42) with  $\xi = 1$  leads to a holographic energy density

$$\rho_H = \rho_{H0} a^{-2} \left[ \frac{\sqrt{r_0 + a} + \sqrt{a}}{\sqrt{r_0 + 1} + 1} \right]^{4/c} \quad (\xi = 1) . \quad (48)$$

With  $\rho_m = r\rho_H$  the total energy density becomes  $\rho = (1+r)\rho_H$ , equivalent to a Hubble rate

$$H = H_0 a^{-2} \frac{\sqrt{r_0 + a}}{\sqrt{r_0 + 1}} \left[ \frac{\sqrt{r_0 + a} + \sqrt{a}}{\sqrt{r_0 + 1} + 1} \right]^{2/c} \quad (\xi = 1) . \quad (49)$$

The free parameters are  $H_0$ ,  $r_0 = \frac{\Omega_0}{1-\Omega_0}$ ,  $\xi$  and  $c$ .

(ii) The corresponding relations for  $\xi = 2$  are

$$\rho_H = \rho_{H0} a^{-2} \left[ \frac{\sqrt{r_0 + a^2} + a}{\sqrt{r_0 + 1} + 1} \right]^{2/c} \quad (\xi = 2) \quad (50)$$

and

$$H = H_0 a^{-2} \frac{\sqrt{r_0 + a^2}}{\sqrt{r_0 + 1}} \left[ \frac{\sqrt{r_0 + a^2} + a}{\sqrt{r_0 + 1} + 1} \right]^{1/c} \quad (\xi = 2) . \quad (51)$$

(iii) For  $\xi = 3$  one has

$$\rho_H = \rho_{H0} a^{-2} \left[ \frac{\sqrt{r_0 + a^3} + \sqrt{a^3}}{\sqrt{r_0 + 1} + 1} \right]^{4/(3c)} \quad (\xi = 3) \quad (52)$$

and

$$H = H_0 a^{-2} \frac{\sqrt{r_0 + a^3}}{\sqrt{r_0 + 1}} \left[ \frac{\sqrt{r_0 + a^3} + \sqrt{a^3}}{\sqrt{r_0 + 1} + 1} \right]^{2/(3c)} \quad (\xi = 3) . \quad (53)$$

With the observationally preferred values for  $c^2$  and  $r_0$  of table II below, the condition (47) is satisfied for all the three cases, i.e., the energy transfer at the present time is always from DE to DM. But these cases are not only quantitatively but also qualitatively different. The case  $\xi = 1$  has the best-fit value  $c^2 = 1.14$ . Together with the preferred value  $r_0 = 0.25$  this corresponds to a present effective EoS parameter  $w_{eff}^E$  in (43) of  $w_{eff}^E(a = 1) \approx -0.89$ . Even in the limit  $a \gg 1$  the parameter  $w_{eff}^E$  will remain larger than  $-1$  and both the energy density  $\rho_H$  in (48) and the Hubble rate in (49) will decay in the long-time limit. The situation is different for  $\xi = 2$  with the preferred values  $c^2 = 0.73$  and  $r_0 = 0.51$ . Although the present value of the effective EoS parameter  $w_{eff}^E(a = 1) \approx -0.97$  is larger than  $-1$ , it will cross the phantom line for  $a > 1$ . Both the energy density in eq. (50) and the Hubble rate in (51) increase with  $a$ . For  $\xi = 3$  with  $c^2 = 0.42$  and  $r_0 = 0.95$ , the EoS parameter (43) has a present value of  $w_{eff}^E(a = 1) \approx -1.07$ , i.e., it is of the phantom type today and will remain so in the future. Also here, both the energy density  $\rho_H$  in (52) and the Hubble rate (53) are increasing functions of the scale factor.

A statistical analysis provides us with figures 7, 8 and 9 in subsection VIC below. Notice that all models with a cutoff at the future event horizon suffer from the serious drawback that they cannot describe a transition from decelerated to accelerated expansion. A future event horizon does not exist during the period of decelerated expansion. This drawback manifests itself here also in the inequality (47) which is clearly violated if  $r$  is larger than

a certain threshold value. In other words, a matter dominated era with  $r \gg 1$  cannot be recovered in this context.

### C. Non-interacting limit

Different from the previous Hubble-scale cutoff, there exists a non-interacting limit with accelerated expansion in the present case. In this special situation Eq. (35) reduces to a relation  $w = w(r)$ . With  $Q = 0$  one has from (35) that

$$R_E H = -\frac{2}{1+3w}, \quad R_{E0} H_0 = c\sqrt{1+r_0} = -\frac{2}{1+3w_0}. \quad (54)$$

For  $w_0 \approx -1$  and  $r_0 \approx \frac{1}{3}$  we have  $c^2 \approx \frac{3}{4}$  as in the Hubble-scale cutoff case. But notice that to derive this value for the Hubble-scale cutoff, neither an assumption  $Q = 0$  nor an EoS parameter  $w_0 \approx -1$  was necessary. Together with (36) we obtain  $r = r(w)$ ,

$$\frac{1+r}{1+r_0} = \left( \frac{1+3w_0}{1+3w} \right)^2 \Leftrightarrow r = r_0 + (1+r_0) \left[ \left( \frac{1+3w_0}{1+3w} \right)^2 - 1 \right]. \quad (55)$$

Alternatively,

$$w = -\frac{1}{3} + \frac{1}{3}(1+3w_0)\sqrt{\frac{1+r_0}{1+r}}. \quad (56)$$

It is obvious, that for any  $w_0 \approx -1$ , the parameter  $w$  remains always smaller than  $-\frac{1}{3}$ , demonstrating again the impossibility of a matter-dominated period in this context. This circumstance is visualized in a  $r-w$  plane in Fig.1 for two values of  $w_0$ . The corresponding dependence  $r(a)$  is shown in Fig.3 for the parametrization  $w = w_0 + w_1(1-a)$ , where  $w_0$  and  $w_1$  are constants [31].

### D. Scaling solution

According to (38), a stationary solution  $r = r_0$  requires

$$\frac{Q}{H\rho_m} = 1 + 2(R_E H)^{-1} \Rightarrow \frac{w}{1+r_0} = -\frac{1}{3} \left[ 1 + \frac{2}{R_{E0} H_0} \right]. \quad (57)$$

Comparison with (43) shows, that in this case the total effective EoS parameter  $\frac{w}{1+r}$  coincides with the effective EoS parameter  $w_{eff}^E$ . Notice, that  $\dot{r} = 0$  is a separate requirement here. For the Hubble-scale cutoff a constant  $r$  was a property of the model. A further difference is the following. While for the Hubble-scale cutoff the constant ratio  $r$  was compatible with

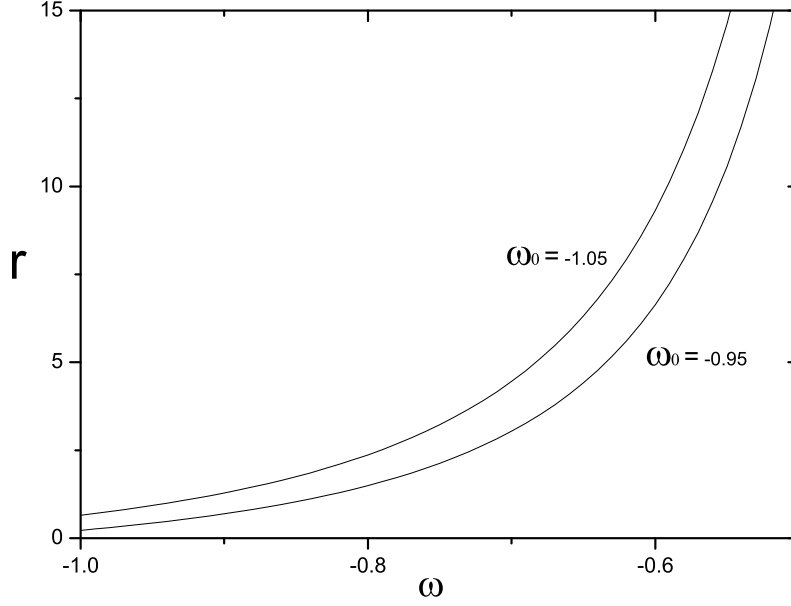


FIG. 1: The plot shows the ratio  $r$  versus the parameter  $w$ , for two values of  $w_0$ . Here, we have fixed the value  $r_0 = 3/7$ .

a time-dependent equation of state, the EoS parameter  $w$  is necessarily constant for the present configuration. It is completely determined by  $r$  and the saturation parameter  $c$ . A similar property holds for the ratio  $\frac{Q}{H\rho_m}$  in (57). This ratio is fixed as well. Recall, that for the Hubble-scale cutoff the corresponding quantity could be chosen freely. Notice that according to the last relation in (57) the saturation parameter is given both by  $r_0$  and  $w_0$ . For the Hubble scale cutoff it was given by  $r = r_0$ , independently of the EoS parameter.

For constant  $r$  the energy densities behave as

$$\rho \propto \rho_m \propto \rho_H \propto a^{-2[1-(R_{E0}H_0)^{-1}]} . \quad (58)$$

Integrating Friedmann's equation, we obtain the power-law solution

$$a \propto t^{\frac{1}{1-1/(R_{E0}H_0)}} , \quad \rightarrow \quad H = \frac{1}{1-1/(R_{E0}H_0)} \frac{1}{t} . \quad (59)$$

The deceleration parameter becomes

$$q = -1 - \frac{\dot{H}}{H^2} = -\frac{1}{R_{E0}H_0} = -\frac{1}{c\sqrt{1+r_0}} . \quad (60)$$

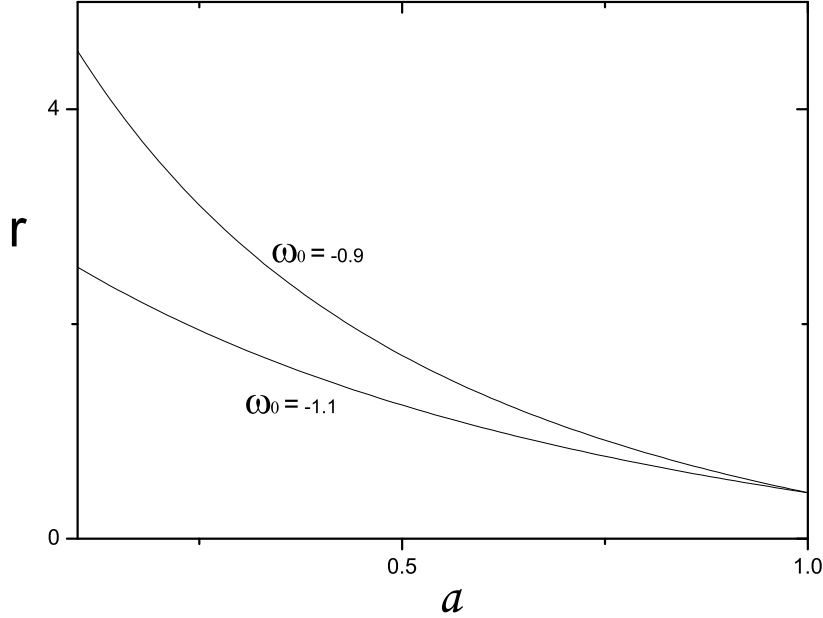


FIG. 2: The plot shows the ratio  $r$  versus the scale factor  $a$ , for two values of  $w_0$ . Here, we have fixed the value  $r_0 = 3/7$  and  $w_1 = 0.31$ .

As expected,  $q$  is always negative. For holographic dark energy with an infrared cutoff at the future event horizon, a stationary solution for  $r$  is not compatible with a matter dominated phase. We recall that an event horizon does not exist for decelerated expansion, i.e., it is impossible to describe a transition from decelerated to accelerated expansion within a model with future event horizon cutoff.

The equivalent scalar field potential for this case coincides with (27) and (28) where now  $w^{eff}$  is determined by  $\frac{w}{1+r_0}$  from (57).

## V. RICCI SCALE CUTOFF

### A. General relations

The role of a distance proportional to the Ricci scale as a causal connection scale for perturbations was noticed in [32]. As a cutoff length in DE models it was first used in [19].

Observational constraints were obtained, e.g., in [33, 34, 36–41, 49]. The Ricci scalar is given by  $R = 6 \left( 2H^2 + \dot{H} \right)$ . The corresponding cutoff-scale quantity is  $L^2 = \frac{6}{R}$ , i.e.,

$$\rho_H = 3 c^2 M_p^2 \frac{R}{6} = \alpha \left( 2H^2 + \dot{H} \right) , \quad (61)$$

where  $\alpha = \frac{3c^2}{8\pi G}$ . Upon using (4) we obtain the expression

$$\rho_H = \frac{\alpha}{2} H^2 \left( 1 - 3 \frac{w}{1+r} \right) \quad (62)$$

for the holographic dark-energy density. It is remarkable, that the EoS parameter explicitly enters  $\rho_H$ . With  $3H^2 = 8\pi G \rho_H (1+r)$  we find

$$1 = \frac{c^2}{2} (1+r-3w) \quad \Rightarrow \quad w = \frac{1}{3} (1+r) - \frac{2}{3c^2} . \quad (63)$$

Already at this stage it is obvious, that a constant value of  $w$  necessarily implies a constant  $r$  and vice versa. The time dependence of  $w$  is related to that of  $r$  by  $\dot{r} = 3\dot{w}$ . The last relation in (63) may be used to express  $c^2$  in terms of the present values of  $w$  and  $r$ :

$$\frac{2}{c^2} = 1 + r_0 - 3w_0 , \quad \Rightarrow \quad r = r_0 + 3(w - w_0) . \quad (64)$$

Recall that for the Hubble scale cutoff it was only the ratio  $r = r_0$  which determined the saturation parameter. Here,  $c$  is again related both to  $r_0$  and  $w_0$ , although by a relation that is different from the corresponding relation for the cutoff at the future event horizon.

Differentiating (61) yields

$$\dot{\rho}_H = \alpha \left( 4H\dot{H} + \ddot{H} \right) . \quad (65)$$

From (4) one obtains

$$\ddot{H} = \frac{9}{2} H^3 \left( 1 + \frac{w}{1+r} \right)^2 - \frac{3}{2} H^2 \left( \frac{\dot{w}}{1+r} - \frac{w\dot{r}}{(1+r)^2} \right) . \quad (66)$$

Introducing (4) and (66) in (65), the latter becomes

$$\dot{\rho}_H = \alpha \left[ -6H^3 \left( 1 + \frac{w}{1+r} \right) + \frac{9}{2} H^3 \left( 1 + \frac{w}{1+r} \right)^2 - \frac{3}{2} H^2 \left( \frac{\dot{w}}{1+r} - \frac{w\dot{r}}{(1+r)^2} \right) \right] . \quad (67)$$

From the definition (61) with (4) we have

$$3H(1+w)\rho_H = \alpha \left[ 6H^3(1+w) - \frac{9}{2} H^3(1+w) \left( 1 + \frac{w}{1+r} \right) \right] . \quad (68)$$

Adding up the expressions (67) and (68) we find

$$\dot{\rho}_H + 3H(1+w)\rho_H = -Q, \quad (69)$$

where

$$Q = -\frac{3H}{1+r} \left[ rw - \frac{\dot{w}}{H} \right] \rho_H. \quad (70)$$

This general relation for the interaction term is a property of the model, determined by the ansatz (61). No further assumption has entered here. The DE balance (3) may then be written as  $\dot{\rho}_H + 3H(1+w_{eff}^R)\rho_H = 0$  with

$$w_{eff}^R = \frac{1}{1+r} \left( w + \frac{\dot{w}}{H} \right) = \frac{w + \frac{\dot{w}}{H}}{1+r_0+3(w-w_0)}. \quad (71)$$

The superscript R stands for ‘‘Ricci’’ and  $r_0 = \frac{\Omega_{m0}}{1-\Omega_{m0}}$ . Recall that the total effective EoS parameter is given by (5). Eq. (4) for the present case takes the form

$$\frac{d \ln H}{d \ln a} = -\frac{3}{2} \frac{1+r_0+4(w-\frac{3}{4}w_0)}{1+r_0+3(w-w_0)}. \quad (72)$$

For a given dependence  $w = w(a)$  the last equation provides us with  $H(a)$ . The deceleration parameter  $q = -1 - \frac{\ddot{H}}{H^2}$  becomes

$$q = \frac{1}{2} \frac{1+r_0+3(2w-w_0)}{1+r_0+3(w-w_0)}. \quad (73)$$

Its present value is

$$q_0 = \frac{1}{2} \frac{1+r_0+3w_0}{1+r_0}. \quad (74)$$

The transition between phases of decelerated and accelerated expansion is given by  $q = 0$  in (73). Denoting the corresponding value of the EoS parameter by  $w_q$  we have

$$w_q = \frac{1}{2}w_0 - \frac{1}{6}(1+r_0). \quad (75)$$

## B. The CPL parametrization

For a given dependence  $w(a)$ , relation (75) provides us with the value  $a_q$  of the scale factor and, equivalently, the redshift at which the transition occurs. With the CPL parametrization [31]  $w = w_0 + w_1(1-a)$  we find

$$a_q = 1 + \frac{1}{2} \frac{w_0}{w_1} + \frac{1}{6} \frac{1+r_0}{w_1}, \quad z_q = \frac{1}{a_q} - 1. \quad (76)$$



In order to have a transition before the present time, i.e.  $a_q < 1$ , the condition

$$\frac{1}{2} \frac{w_0}{w_1} + \frac{1}{6} \frac{1+r_0}{w_1} < 0$$

has to be fulfilled. For  $w_1 > 0$  this reduces to

$$w_0 < -\frac{1}{3}(1+r_0) ,$$

which coincides with the condition for accelerated expansion at the present time (cf. Eq. (74)). For  $w_1 < 0$  we have the opposite inequality, so this case has to be excluded. With the exception of the Constitution dataset, all the other SNIa datasets as well as the CMB and BAO data prefer positive values for  $w_1$  [42].

Positive values of  $w_1$  are also expected from the behavior of the energy density ratio  $r = r_0 + 3(w - w_0)$ . For  $a < 1$  one expects  $r > r_0$  because the matter fraction is supposed to evolve towards smaller values with increasing  $a$ . This is guaranteed for  $w > w_0$  for  $a < 1$ . For negative  $w$  this means, that in the past  $w$  was less negative than the present value  $w_0$ . With  $w - w_0 = w_1(1 - a)$  this is realized for  $w_1 > 0$ .

A further point is the direction of the energy transfer. From (70) it is obvious that for any constant negative  $w$  the source term  $Q$  is positive, implying a transfer from DE to DM. For a time varying  $w$  the positivity of  $Q$  requires  $rw - aw' < 0$ . For the CLP parametrization this becomes  $rw + aw_1 < 0$ . At the present time this reduces to  $w_1 < -r_0 w_0$ , providing us with an upper limit for  $w_1$ .

With the CPL parametrization, eq. (72) can directly be integrated. The resulting Hubble-function is

$$H = H_0 a^{-\frac{3}{2} \frac{1+r_0+w_0+4w_1}{1+r_0+3w_1}} \left[ \frac{1+r_0+3w_1(1-a)}{1+r_0} \right]^{-\frac{1}{2} \frac{1+r_0-3w_0}{1+r_0+3w_1}} . \quad (77)$$

The free parameters are  $H_0$ ,  $w_0$ ,  $w_1$  and  $r_0$ . No assumption about  $Q$  was made to obtain the expression (77). The results of the statistical analysis are displayed in figure 10 in the first part of subsection VID. Notice that for the observationally preferred data the mentioned limit  $w_1 < -r_0 w_0$  seems to be violated.

### C. The interaction $Q = 3H\beta\rho_H$

Relation (70) is valid for any interaction. In this subsection we combine it with the frequently used interaction model  $Q = 3H\beta\rho_H$ . Together with the second relation of (64)

this gives rise to a first-order differential equation for  $w$  which has the solution

$$w = -\frac{1}{6} \frac{u - s - (u + s) A a^s}{1 - A a^s} , \quad (78)$$

where

$$u \equiv r_0 - 3w_0 + 3\beta , \quad v \equiv r_0 + 3w_0 + 3\beta , \quad s \equiv \sqrt{u^2 - 12\beta(1 + r_0 - 3w_0)} \quad (79)$$

and

$$A \equiv \frac{v - s}{v + s} . \quad (80)$$

With  $w(a)$  from (78), the ratio  $r(a)$  is explicitly known as well via (64). In figures 3 and 4 the functions  $w(a)$  and  $r(a)$ , respectively, are shown for three values of  $\beta$ . In both figures the (not included) non-interacting limits  $\beta = 0$  are almost indistinguishable from the cases  $\beta = 0.001$ . With  $w(a)$  and  $r(a)$  explicitly known, Eq. (4) for the Hubble rate may be integrated. The result is

$$\frac{H}{H_0} = a^{-\frac{3}{2}(1-\frac{k}{m})} \left[ \frac{na^s - m}{n - m} \right]^{\frac{3}{2} \frac{lm - kn}{mns}} , \quad (81)$$

where

$$m \equiv 1 + r_0 - \frac{1}{2}(v - s) , \quad n \equiv \left[ 1 + r_0 - \frac{1}{2}(v + s) \right] A , \quad (82)$$

$$k \equiv \frac{1}{6}(u - s) , \quad l \equiv \frac{1}{6}(u + s) A . \quad (83)$$

The parameters here are  $r_0$ ,  $w_0$ ,  $H_0$  and  $\beta$ . The statistical analysis results in figure 11 in the second part of subsection VID. Observationally preferred is a small, positive value of  $\beta$ , i.e., a transfer from DE to DM.

#### D. Non-interacting limit

While, according to (70), a constant EoS parameter  $w$  has the non-interacting limit  $w = 0$  for which  $\rho_H$  behaves as dust, a non-interacting limit  $\beta = 0$  does exist for  $\dot{w} \neq 0$ . This is different from the Hubble scale cutoff case, where the non-interacting limit has  $w = 0$  always. In the present case

$$Q = 0 \quad \Rightarrow \quad rw = \frac{\dot{w}}{H} \quad \Rightarrow \quad r = \frac{d \ln w}{d \ln a} . \quad (84)$$

In this limit the total effective EoS becomes

$$\frac{w}{1 + r} = w_0 \frac{r_0 - 3w_0}{r_0 a^{-(r_0 - 3w_0)} [1 + r_0 - 3w_0] - 3w_0} . \quad (85)$$

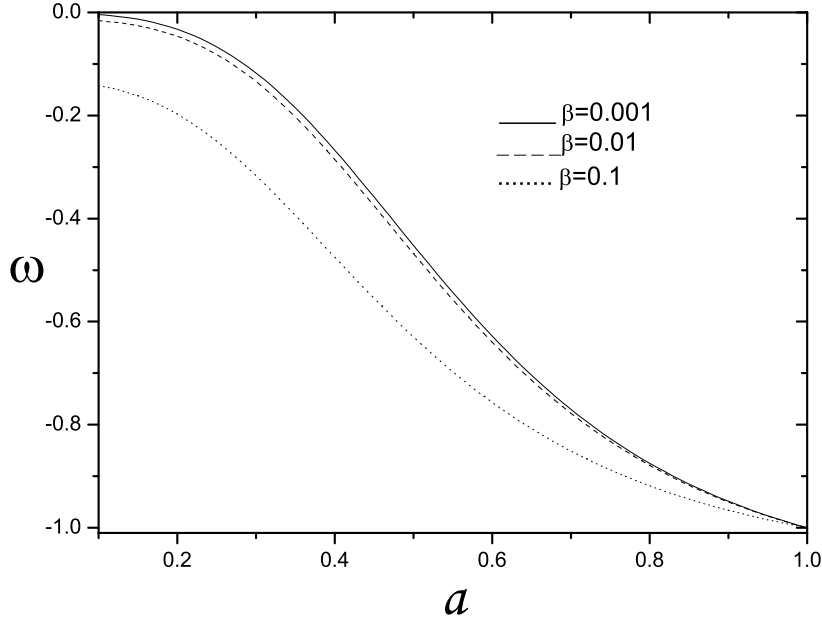


FIG. 3: The plot shows the parameter  $w$  versus the scale factor  $a$ , for three values of  $\beta$ . Here, we have fixed the values  $w_0 = -1$  and  $r_0 = 3/7$ .

It is interesting to consider the limits of  $w(a)$  and  $r(a)$  for small and large values of the scale factor. At high redshifts we obtain

$$r \rightarrow r_0 - 3w_0, \quad \frac{w}{1+r} \rightarrow 0 \quad (a \ll 1). \quad (86)$$

The far-future limits are

$$r \rightarrow 0, \quad \frac{w}{1+r} \rightarrow w_0 - \frac{1}{3}r_0 \quad (a \gg 1). \quad (87)$$

The limit (86) implies that the total cosmic medium behaves as dust, thus reproducing an early matter-dominated era. Assuming tentatively  $r_0 \approx \frac{1}{3}$  and  $w_0 \approx -1$ , the ratio  $r$  approaches  $r \approx \frac{10}{3}$  for  $a \ll 1$ . This value is only ten times larger than the present value  $r_0$ . Recall that for the  $\Lambda$ CDM model there is a difference by about nine orders of magnitude between a value of  $r$  taken at the recombination epoch and its present value. In this sense, the coincidence problem is considerably alleviated for the the present model. On the other hand, in the far-future limit  $a \gg 1$  the ratio  $r$  approaches zero as for the  $\Lambda$ CDM model.

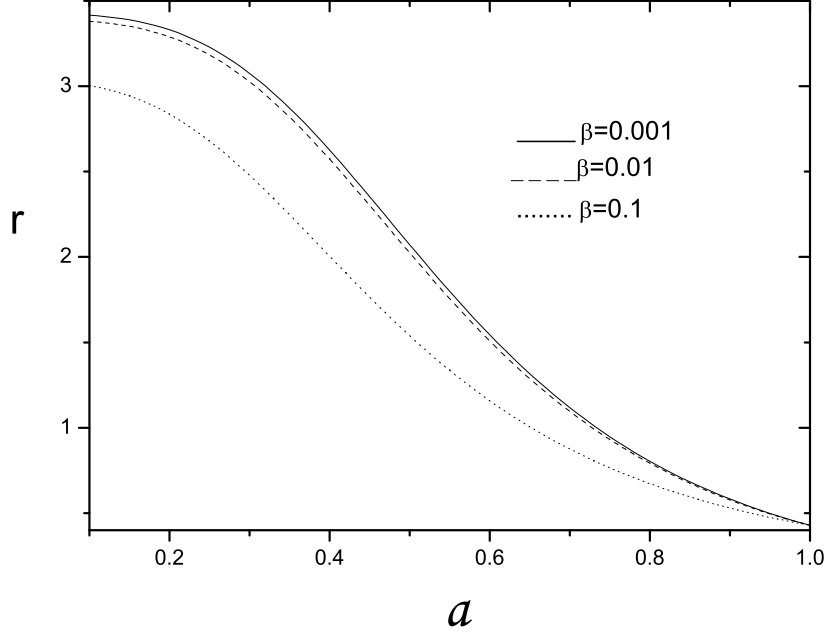


FIG. 4: The plot shows the ratio  $r$  versus the scale factor  $a$ , for three values of  $\beta$ . Here, we have fixed the values  $w_0 = -1$  and  $r_0 = 3/7$ .

Apparently, the far-future EoS can be of the phantom type for  $w_0 - \frac{1}{3}r_0 < -1$ . The non-interacting limit  $\beta = 0$  of (81) becomes

$$\frac{H}{H_0} = a^{-3/2} \sqrt{\frac{3w_0 a^{(r_0-3w_0)} - r_0 [1 + r_0 - 3w_0]}{3w_0 - r_0 [1 + r_0 - 3w_0]}}. \quad (88)$$

### E. Scaling solution

A scaling solution is realized for (cf. Eq. (7))

$$\dot{r} = 0 \quad \Rightarrow \quad w_{eff}^R = \frac{w}{1+r} = -\frac{Q}{3H\rho_m}. \quad (89)$$

With (64) we then have  $\dot{w} = 0$  as well. Under this condition  $\frac{Q}{3H\rho_m} = \mu = \text{const}$ . An interaction with  $Q > 0$  is essential to have a negative EoS parameter. The second relation in (64) coincides with (5) for the Hubble scale cutoff, only that there a constant ratio  $r$  does

not necessarily imply that  $w$  is also constant. For the density  $\rho_H$  we then have

$$\rho_H = \frac{\alpha}{2} H^2 (1 + 3\mu) . \quad (90)$$

The solution for the densities are identical with (25) and (26) of the Hubble scale cutoff. To avoid an increase of  $\rho_H$ , i.e., a phantom behavior, we have to require  $\mu < 1$ . This gives rise to the inequality  $c^2 (1 + r_0) > \frac{1}{2}$ . On the other hand, the condition to have accelerated expansion is  $\mu > \frac{1}{3}$ , equivalent to  $c^2 (1 + r_0) < 1$ , i.e., the allowed range is

$$\frac{1}{2} < c^2 (1 + r_0) < 1 . \quad (91)$$

If we combine a specific energy density ratio, say  $r = r_0 \approx \frac{1}{3}$  with an observationally suggested present EoS  $w \approx -1$ , we obtain  $c^2 \approx \frac{6}{13} \approx 0.46$ , i.e., an exact value which is inside the range (91). In other words, with the observational input  $r_0 \approx \frac{1}{3}$  and  $w_0 \approx -1$  the model is completely specified. In particular, the observational data for  $r_0$  and  $w_0$  determine the degree of saturation of the holographic condition (9). Notice that the value found here is smaller than the corresponding value for the Hubble-scale cutoff. Also for the present case the scalar field representation coincides with that for the Hubble-scale cutoff. In particular, we obtain the potential (27) with (28). The dependence (27) with (28) is characteristic for all the stationary solutions.

## VI. STATISTICAL ANALYSIS AND OBSERVATIONAL CONSTRAINTS

### A. General description

Each of the holographic models described in the previous sections provides us with a specific prediction for the behavior of the Hubble parameter as a function of the redshift  $z = \frac{1}{a} - 1$ . The relevant expressions are (23) for the Hubble-scale cutoff, (49), (51) and (53) for different cases of the event-horizon cutoff, (77) for the Ricci-scale cutoff using the CPL parametrization and (81) for the Ricci-scale cutoff with an interaction proportional to the DE density. For the Hubble-scale cutoff with (23) there are three free parameters to be determined, in all the other cases the number of free parameters is four.

In order to probe the above models against observations, we consider four background tests which are directly related to the behavior of the function  $H(z)$ : the supernova type Ia [1], the age of the very old galaxies leading to a direct measure of the  $H(z)$  function [43],

the CMB shift parameter  $R$  [44] and the baryonic acoustic oscillations  $BAO$  [45]. We shall present the results for a combined analysis of these four tests.

The supernova-type-Ia test is based on the luminosity distance function [46]

$$D_L = (1+z) \frac{c}{H_0} \int_0^z \frac{dz}{\sqrt{H(z)}}, \quad (92)$$

where  $c$  is the velocity of light. The observational relevant quantity is the moduli distance, given by

$$\mu = m - M = 5 \ln \left( \frac{D_L}{Mpc} \right) + 25, \quad (93)$$

where  $m$  is the apparent magnitude and  $M$  is the absolute magnitude of a given supernova. In what follows we shall use the data set of the Union2 sample [47].

The CMB shift parameter

$$R = \sqrt{\Omega_{m0}} \int_0^{z_d} \frac{dz}{H(z)} \quad (94)$$

depends on the matter density parameter  $\Omega_{m0}$  and the redshift at the decoupling between matter and radiation,  $z_d = 1090$ . Observationally,  $R = 1.725 \pm 0.018$  [48]. Baryonic acoustic oscillation ( $BAO$ ) are characterized by the parameter

$$\mathcal{A} = \frac{\sqrt{\Omega_{m0}}}{[H(z_b)]^{1/3}} \left[ \frac{1}{z_b} \int_0^{z_b} \frac{dz}{H(z)} \right]^{2/3}, \quad (95)$$

where  $x_b = 0.35$ . Observationally,  $\mathcal{A} = 0.469 \pm 0.017$  [5]. Another test we will use is the age of the very old galaxies that have evolved passively. Our analysis is based on the 13 data for such objects listed in reference [49].

For each of these observational tests we evaluate the fitting function  $\chi^2$ , given by

$$\chi^2 = \sum_{i=1}^n \frac{(\epsilon_i^{th} - \epsilon_i^{ob})^2}{\sigma_i^2}, \quad (96)$$

where  $\epsilon_i^{th}$  stands for a theoretical estimation of the  $i$ th data of a given quantity (moduli distance, parameters  $R$  and  $\mathcal{A}$ ,  $H(z)$ ), and  $\epsilon_i^{ob}$  stands for the corresponding observational data,  $\sigma_i$  being the error bar. From this statistical parameters we can construct the probability distribution function (PDF),

$$P(x^f) = A e^{-\chi^2(x^f)/2}, \quad (97)$$

where  $A$  is a normalization factor and  $x^f$  denotes the set of free parameters of the model. The joint analysis is performed by summing up the different  $\chi^2$  contributions, obtained for

$\chi_{min}^2$	$SN$	$H(z)$	$CMB$	$BAO$	Total
$\Lambda CDM$	543.10	8.07	0.0	$1.03 \times 10^{-2}$	551.17
Hubble( $\Omega_{m0} = 0.25$ )	542.95	8.02	$3.27 \times 10^{-15}$	$2.63 \times 10^{-7}$	550.62
Hubble( $\Omega_{m0} = 0.30$ )	542.59	8.02	$1.27 \times 10^{-8}$	$9.69 \times 10^{-5}$	550.61
Event horizon( $\xi = 1$ )	544.49	7.89	$1.08 \times 10^{-15}$	$2.13 \times 10^{-7}$	552.39
Event horizon( $\xi = 2$ )	542.79	8.09	$5.29 \times 10^{-17}$	$2.72 \times 10^{-7}$	550.88
Event horizon( $\xi = 3$ )	542.95	8.19	$5.26 \times 10^{-17}$	$8.84 \times 10^{-8}$	551.15
Ricci (CPL parametrization)	543.44	8.01	$1.37 \times 10^{-14}$	$2.02 \times 10^{-18}$	551.45
Ricci( $Q = 3H\beta\rho_H$ )	542.59	8.00	$2.13 \times 10^{-17}$	$2.61 \times 10^{-8}$	550.59

TABLE I:  $\chi_{min}^2$  values for each of the models and different tests.

each of the tests separately. A one-dimensional PDF for a given parameter can be obtained by integrating over the remaining ones. All one-dimensional estimations will be made at  $2\sigma$  (95% confidence level). We will also display the  $1\sigma$ ,  $2\sigma$  and  $3\sigma$  contours for the two-dimensional PDFs.

In order to gauge our results, we perform at first the analysis for the  $\Lambda CDM$  model. In the flat case, there are two free parameters,  $H_0$  and  $\Omega_{m0}$  (or, alternatively,  $\Omega_{\Lambda 0}$ ). For our purposes, the most important quantity is  $\Omega_{m0}$  for which we find (at  $2\sigma$ )  $\Omega_{m0} = 0.27^{+0.03}_{-0.02}$ . In table I we display the values for  $\chi_{min}^2$  for each model and for each observational test. The values for the parameters  $R$  and  $\mathcal{A}$  are only shown for illustrative purposes. Here, the fitting is remarkable good due to the fact that there is just one observational point. The values in the last column seem to indicate that all the models are competitive. But one should keep in mind that the  $\Lambda CDM$  model has just two free parameters, whereas the number of free parameters is three or four for the other models. In our analysis, however, we have fixed one or two of them, respectively. In the following subsections we list the results for the different models in more detail.

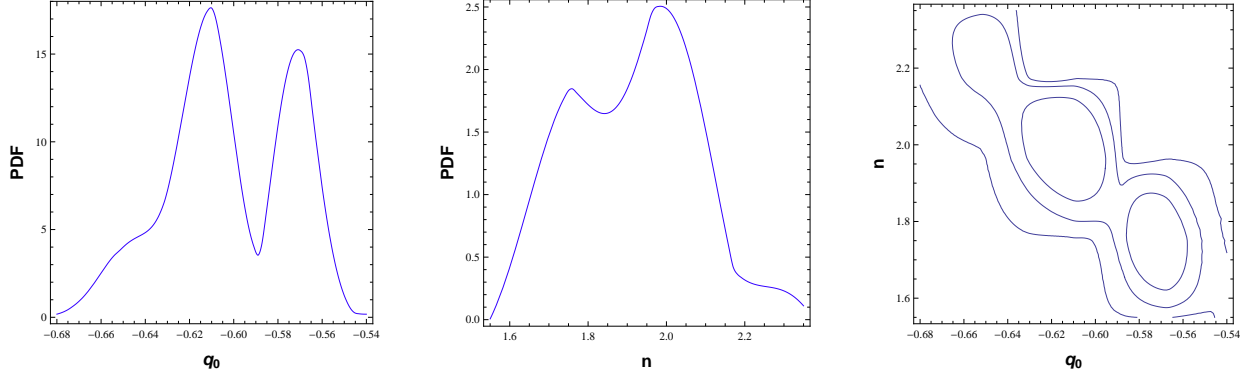


FIG. 5: Hubble scale cutoff with  $\Omega_{m0} = 0.25$ . Left panel: one-dimensional PDF for  $q_0$ . Center panel: one-dimensional PDF for  $n$ . Right panel: contour plots for the  $1\sigma$ ,  $2\sigma$  and  $3\sigma$  confidence levels.

### B. Hubble-scale cutoff

In this case, there are three free parameters:  $H_0$ ,  $q_0$  and  $n$ . The mass density has no direct connection with these parameters. This is important to stress since the CMB shift  $R$  and the  $BAO$  parameter  $\mathcal{A}$  explicitly depend on the present mass density  $\Omega_{m0}$ . The evaluation has been made for the cases  $\Omega_{m0} = 0.25$  and  $\Omega_{m0} = 0.3$ . We minimize the three-dimensional  $\chi^2$  function for a given set of observational data and use the value for  $H_0$  obtained in this way in order to reduce the space of parameters to two. This procedure is appropriate, since the PDF for  $H_0$  is strongly concentrated around its maximum value. It will also be applied to the other cases to be studied in the following subsections. For  $\Omega_{m0} = 0.25$  the results for the other parameters are  $q_0 = -0.65^{+0.06}_{-0.04}$  and  $n = 1.98^{+0.20}_{-0.49}$ , while they are  $q_0 = -0.68^{+0.09}_{-0.02}$  and  $n = 2.47^{+0.42}_{-0.42}$  for  $\Omega_{m0} = 0.3$ . The first case is very near the  $\Lambda$ CDM model. The one- and two-dimensional PDFs for  $q_0$  and  $n$  are displayed in figure 5 for  $\Omega_{m0} = 0.25$  and in figure 6 for  $\Omega_{m0} = 0.3$ . Note the existence of remarkable oscillations in these PDFs.

### C. Future event horizon cutoff

Now the free parameters are the present values of the energy density ratio  $r_0$  and the Hubble rate  $H_0$ , the saturation parameter  $c$  and  $\xi$ . We use the same procedure as in the



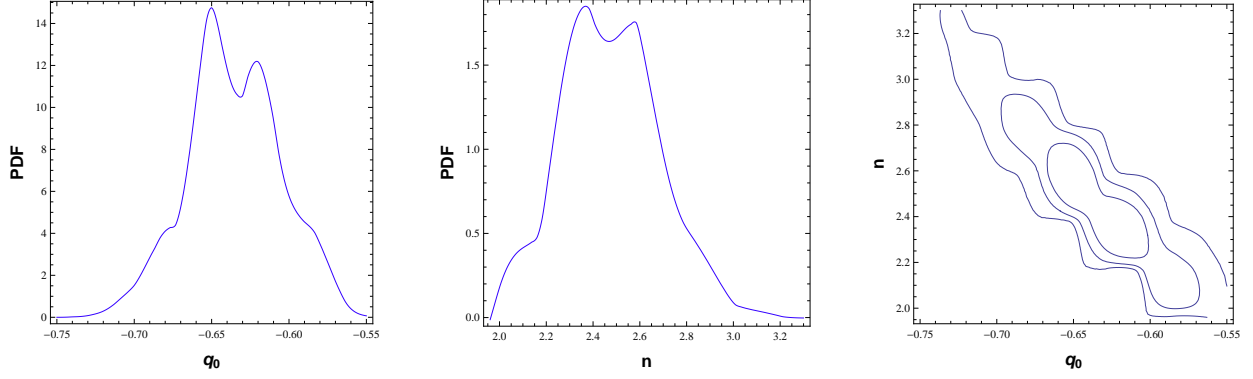


FIG. 6: Hubble scale cutoff with  $\Omega_{m0} = 0.3$ . Left panel: one-dimensional PDF for  $q_0$ . Center panel: one-dimensional PDF for  $n$ . Right panel: Contour plots for the  $1\sigma$ ,  $2\sigma$  and  $3\sigma$  confidence levels.

	$\xi = 1$	$\xi = 2$	$\xi = 3$
$r_0$	$0.25^{+0.005}_{-0.04}$	$0.51^{+0.08}_{-0.07}$	$0.95^{+0.13}_{-0.11}$
$c^2$	$1.14^{+0.05}_{-0.05}$	$0.73^{+0.06}_{-0.06}$	$0.42^{+0.05}_{-0.05}$

TABLE II: Parameter estimations for  $r_0$  and  $c^2$  for different values of  $\xi$ .

previous case in order to determine  $H_0$ . Since we fix  $\xi$  to be either  $\xi = 1$  or  $\xi = 2$  or  $\xi = 3$ , we are left with two free parameters,  $r_0$  and  $c$ . In table II, the parameters estimations for  $r_0$  and (the more convenient)  $c^2$  are shown for different values of  $\xi$ . There is a clear tendency: as  $\xi$  grows, the density ratio increases and the value for  $c^2$  decreases. In figures 7, 8 and 9 the one and two dimensional PDFs are exhibited. The physics of each of the models has been discussed in the part following Eq. (53).

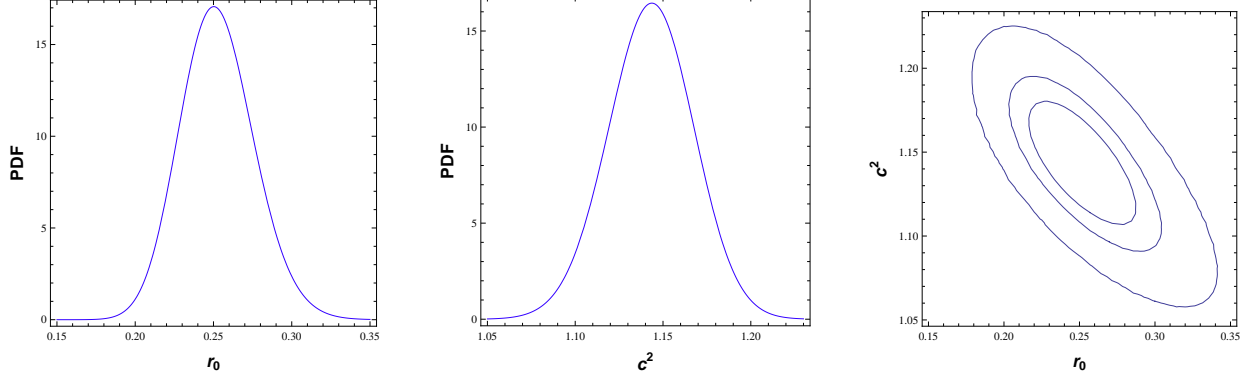


FIG. 7: Future event horizon cutoff with  $\xi = 1$ . Left panel: one-dimensional PDF for  $r_0$ . Center panel: one-dimensional PDF for  $c^2$ . Right panel: Contour plots for the  $1\sigma$ ,  $2\sigma$  and  $3\sigma$  confidence levels.

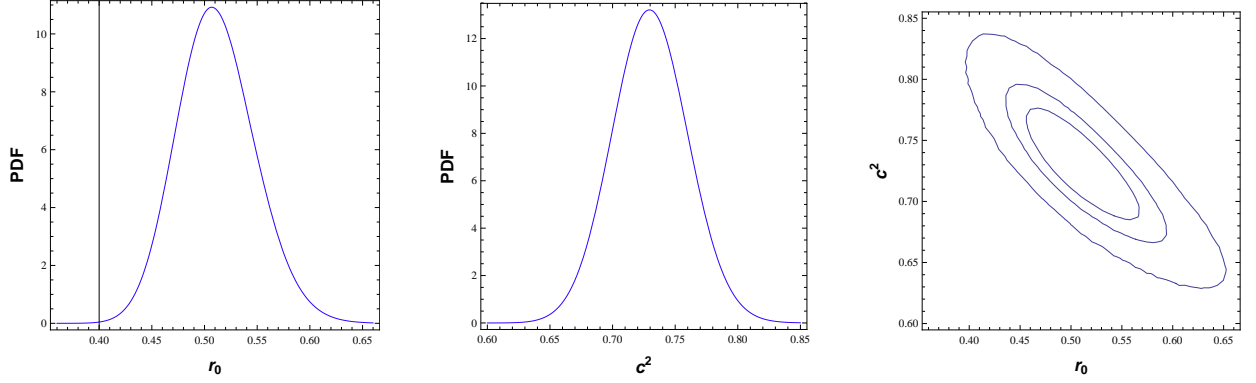


FIG. 8: Future event horizon cutoff with  $\xi = 2$ . Left panel: one-dimensional PDF for  $r_0$ . Center panel: one-dimensional PDF for  $c^2$ . Right panel: Contour plots for the  $1\sigma$ ,  $2\sigma$  and  $3\sigma$  confidence levels.

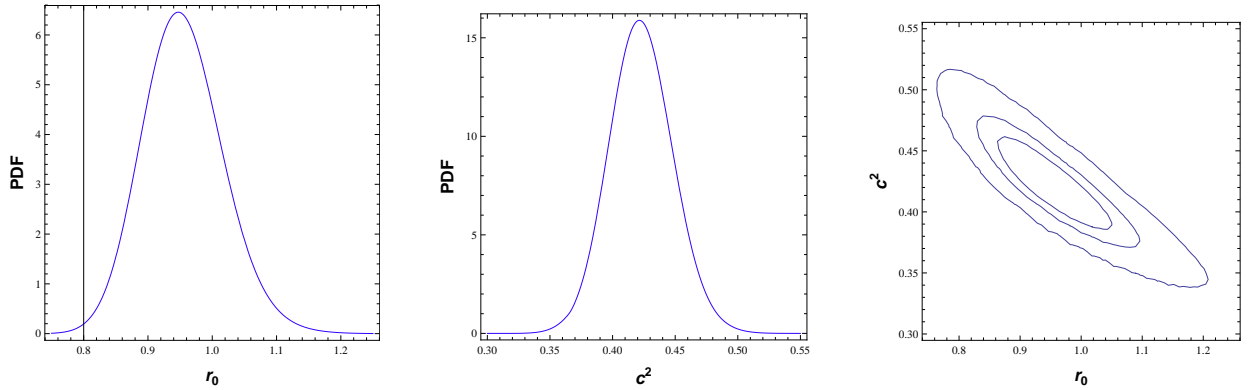


FIG. 9: Future event horizon cutoff with  $\xi = 3$ . Left panel: one-dimensional PDF for  $r_0$ . Center panel: one-dimensional PDF for  $c^2$ . Right panel: Contour plots for the  $1\sigma$ ,  $2\sigma$  and  $3\sigma$  confidence levels.

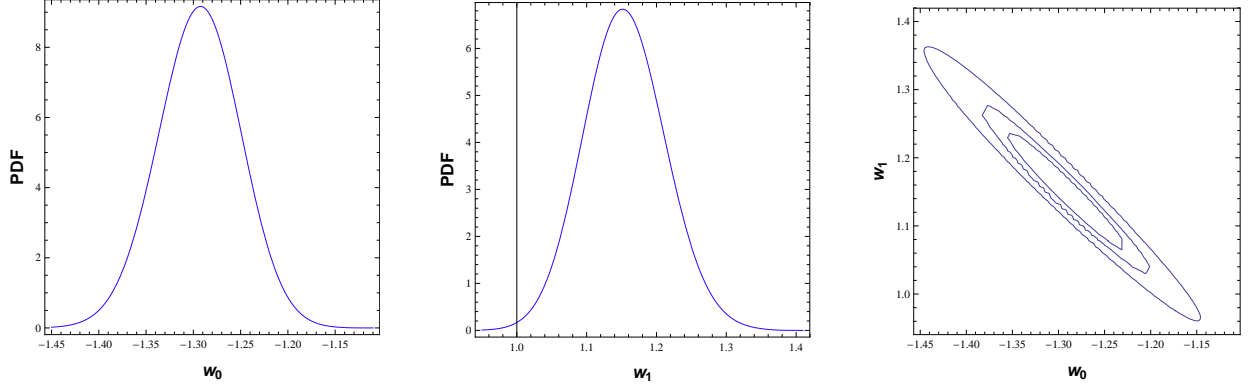


FIG. 10: Ricci-scale cutoff with CPL parametrization. Left panel: one-dimensional PDF for  $w_0$ . Center panel: one-dimensional PDF for  $w_1$ . Right panel: Contour plots for the  $1\sigma$ ,  $2\sigma$  and  $3\sigma$  confidence levels.

## D. Ricci-scale cutoff

### 1. CPL parametrization

For this case there are again four free parameters,  $w_0$ ,  $w_1$ ,  $r_0$  and  $H_0$ . The minimum value of  $\chi^2$  is used to fix the values for  $r_0$  and  $H_0$ , such that again two free parameters are left. The estimations for the parameters  $w_0$  and  $w_1$  are  $w_0 = -1.29^{+0.08}_{-0.09}$  and  $w_1 = 1.15^{+0.12}_{-0.11}$ . Typically, we have also  $0.3 < r_0 < 0.5$  according to the set of observational data used. The one- and two-dimensional PDFs are displayed in figure 10.

### 2. Interaction $Q = 3H\beta\rho_H$

In this particular case the four free parameters are:  $r_0$ ,  $w$ ,  $\beta$  and  $H_0$ . Imposing  $w = -1$ , and fixing  $H_0$  as described above, we obtain the following estimation for the other two parameters at  $2\sigma$ :  $r_0 = 0.35^{+0.04}_{-0.03}$  and  $\beta = 0.05^{+0.01}_{-0.01}$ . The corresponding PDFs are shown in figure 11.

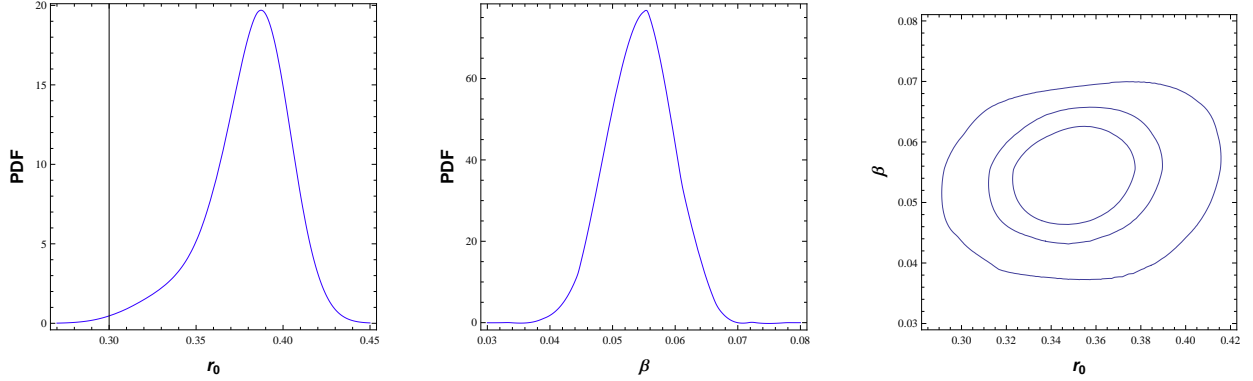


FIG. 11: Ricci-scale cutoff with interaction  $Q = 3H\beta\rho_H$ . Left panel: one-dimensional PDF for  $r_0$ . Center panel: one-dimensional PDF for  $\beta$ . Right panel: Contour plots for the  $1\sigma$ ,  $2\sigma$  and  $3\sigma$  confidence levels.

## VII. CONCLUSIONS

Holographic DE models are based on a field theoretical relation between cutoffs in the ultraviolet and in the infrared energy regions. Different choices of the infrared cutoff give rise to different models. We have presented here a detailed analysis of models with cutoffs at the Hubble scale, the future event horizon and a scale proportional to the Ricci length. Special emphasis was put on the role of interactions with a DM component and on the relation between the EoS parameter and the ratio of the energy densities of DM and DE. We considered interaction-free limits of the dynamics and scaling solutions, i.e., solutions for which the energy density ratio of the dark components remains constant. In order to constrain the parameter spaces for the general dynamics, a Bayesian statistical analysis has been performed, using data from supernovae type Ia, the history of the Hubble parameter, the position of the first acoustic peak in the CMB anisotropy spectrum and baryon acoustic oscillations. In detail, our results can be summarized as follows.

(i) Hubble scale cutoff: for this choice a negative EoS parameter is a pure interaction effect [18, 26]. The non-interacting limit cannot represent a DE component. Independently of the specific form of the interaction, the energy density ratio remains constant. There is no direct relation between this ratio and the effective EoS parameter. For suitable interactions, a transition from an early matter dominated epoch to an epoch of accelerated expansion can be obtained. We have assumed here an interaction rate proportional to a power of the Hubble rate. This gives rise to the dynamics of a generalized Chaplygin gas with the  $\Lambda$ CDM dynamics as a special case. The results of the statistical analysis are given in figures 5 and

6.

(ii) Future-event-horizon cutoff: in this case, there exist a direct relation between the energy density ratio and the EoS parameter. On the other hand, the effective EoS parameter, i.e., the parameter that includes the interaction, does not depend directly on the “bare” EoS parameter. Assuming a power-law behavior of the energy density ratio, the cosmological dynamics was solved analytically for several values of the power. Using the preferred values of the statistical analysis in figures 7, 8 and 9 as well as in table II, we found three possibilities. In the first example, the present effective EoS parameter has a value larger than  $-1$ . Also for  $a \gg 1$  it will never cross the phantom divide. The second example has a present value of the effective EoS larger than  $-1$  as well, but this parameter will become smaller than  $-1$  for large values of the scale factor. For the third example, both the present and the future values of the EoS parameter are of the phantom type. Different from the Hubble-scale cutoff, there exists a non-interacting limit of the dynamics. Scaling solutions do exist as well. For all the three cutoff cases discussed here, these solutions can be mapped on an equivalent scalar-field dynamics with an exponential potential. All models with a future-event-horizon cutoff suffer from the drawback that, although they may fit the data, they cannot reproduce an early matter dominated epoch.

(iii) Ricci-scale cutoff: here, there exists a linear relation between the EoS parameter and the energy-density ratio. The general dynamics was solved for the CPL parametrization. The results of the statistical analysis are displayed in figure 10. Furthermore, we solved the dynamics for an interaction proportional to the DE density. The Bayesian analysis provided us with figure 11. The noninteracting limit, which exists only for time-varying equations of state, has the interesting property that the energy-density ratio approaches a constant, finite value for  $a \ll 1$  which is only about ten time larger than the present value. Nevertheless, the equation of state approaches that for dust, thus recovering an early matter dominated period. Table I presents an overview of all the cases considered here.

Our study has to be considered preliminary in the sense that it is restricted to the homogeneous and isotropic background dynamics. On this basis hardly any model can be ruled out that correctly describes the present state of accelerated expansion of the universe and recovers an earlier matter dominated phase. Nevertheless, we believe that a systematic investigation as performed in this paper, may provide an idea about basic dynamical properties of the different models and subclasses of them. What remains to be shown for

a more advanced assessment is to consider the perturbation dynamics and to calculate the matter power spectrum and the anisotropy spectrum of the CMB. For a model to be competitive one has to require that the preferred parameter values of the perturbative analysis coincide with those of the background dynamics. This issue will be the subject of a future investigation.

### Acknowledgments

This work was supported by the “Comisión Nacional de Ciencias y Tecnología” (Chile) through the FONDECYT Grant No. 1070306 (SdC) and No. 1090613 (RH and SdC). J.F. and W.Z. acknowledge support by “FONDECYT-Concurso incentivo a la Cooperación Internacional” No. 1090613 and by CNPq (Brasil).

- 
- [1] A. G. Riess et al., *Astron. J.* 116, 1009 (1998)[astro-ph/9805201 ]; S. J. Perlmutter et al., *Astrophys. J.* 517, 565(1999); A. G. Riess et al., *Astrophys. J.* 607, 665(2004); P. Astier et al., *Astron. Astrophys.* 447, 31 (2006).
  - [2] M. Tegmark et al. [SDSS Collaboration], *Phys. Rev. D* 69, 103501 (2004); K. Abazajian et al. [SDSS Collaboration], *Astron. J.* 128, 502 (2004); K. Abazajian et al. [SDSS Collaboration], *Astron. J.* 129, 1755 (2005).
  - [3] H. V. Peiris et al., *Astrophys. J. Suppl.* 148 (2003) 213 [astro-ph/0302225]; C. L. Bennett et al., *Astrophys. J. Suppl.* 148 1 (2003); D. N. Spergel et al., *Astrophys. J. Suppl.* 148 175 (2003).
  - [4] S. Boughn and R. Chriddenden, *Nature (London)* **427**, 45 (2004); P. Vielva, E. Martínez-González, and M. Tucci, *Mon. Not. R. Astron. Soc.* **365**, 891 (2006).
  - [5] D.J. Eisenstein *et al.*, *Ap.J.* **633**, 560 (2005), arXiv:astro-ph/0501171.
  - [6] C.R. Contaldi, H. Hoekstra, and A. Lewis, *Phys. Rev. Lett.* **90**, 221303 (2003).
  - [7] S. Weinberg, *Rev. Mod. Phys.* 61, 1 (1989); E.J. Copeland, M. Sami, S. Tsujikawa, *Int. J. Mod. Phys. D* 15, 1753 (2006).
  - [8] C. Wetterich, *Nucl. Phys. B* 302, 668 (1988); B. Ratra, J. Peebles, *Phys. Rev. D* 37, 321 (1988).

- [9] T. Chiba, T. Okabe, M. Yamaguchi, Phys. Rev. D **62**, 023511 (2000); C. Armendariz-Picon, V. Mukhanov, P.J. Steinhardt, Phys. Rev. Lett. **85**, 4438 (2000).
- [10] A. Sen, J. High Energy Phys. **10**, 008 (1999); E.A. Bergshoeff, M. de Roo, T.C. de Wit, E. Eyras, S. Panda, J. High Energy Phys. **05**, 009 (2000).
- [11] C. Wetterich, Nucl. Phys. B **302**, 668 (1988); *ibid.* Astron. Astrophys. **301**, 321 (1995); L. Amendola, Phys. Rev. D **62**, 043511 (2010); L. Amendola and D. Tocchini-Valentini, Phys. Rev. D **64**, 043509 (2001); W. Zimdahl, D. Pavón and L.P. Chimento, Phys. Lett. B **521**, 133 (2001); L.P. Chimento, A.S. Jakubi, D. Pavón, and W. Zimdahl, Phys. Rev. D., Phys. Rev. D **67**, 083513 (2003); J.C. Fabris, B. Fraga, N. Pinto-Neto and W. Zimdahl, JCAP **1004** (2010) 008.
- [12] A. Kamenshchik, U. Moschella, V. Pasquier, Phys. Lett. B **511**, 265 (2001).
- [13] W.S. Hipólito-Ricaldi, H.E.S. Velten and W. Zimdahl, Phys. Rev. D **82**, 063507 (2010).
- [14] P. Horava, D.Minic, Phys. Rev. Lett. **85**, 1610 (2000); S. Thomas, Phys. Rev. Lett. **89**, 081301 (2002).
- [15] A. G. Cohen, D.B. Kaplan and A.E. Nelson, Phys. Rev. Lett. **82**, 4971 (1999).
- [16] M. Li, Phys. Lett. B **603**, 1 (2004).
- [17] G. t Hooft, gr-qc/9310026; L. Susskind, J. Math. Phys. **36**, 6377 (1995)
- [18] D. Pavón and W. Zimdahl, Phys. Lett. B **628**, 206 (2005).
- [19] C. Gao, F. Q. Wu, X. Chen and Y. G. Shen, Phys. Rev. D **79**, 043511 (2009).
- [20] C. J. Feng, arXiv:0806.0673 [hep-th]; C. J. Feng, Phys. Lett. B **670**, 231 (2008) ; C. J. Feng, Phys. Lett. B **672**, 94 (2009); L. N. Granda and A. Oliveros, Phys. Lett. B **669**, 275 (2008); L. N. Granda and A. Oliveros, Phys. Lett. B **671**, 199 (2009).
- [21] X. Zhang and F. Q. Wu, Phys. Rev. D **72**, 043524 (2005) ; Z. Chang, F. Q. Wu and X. Zhang, Phys. Lett. B **633**, 14 (2006); K. Enqvist, S. Hannestad and M. S. Sloth, JCAP **0502** 004 (2005); J. Shen, B. Wang, E. Abdalla and R. K. Su, Phys. Lett. B **609** 200 (2005).
- [22] Q. G. Huang and M. Li, JCAP **0408**, 013 (2004).
- [23] B. Wang, Y.G. Gong and E. Abdalla, Phys. Lett. B **624**, 141 (2005).
- [24] F.C. Carvalho and A. Saa, Phys. Rev. D **70**, 087302 (2004); L. Perivolaropoulos, JCAP **0510**, 001 (2005).
- [25] Y.G. Gong, Phys. Rev. D **70**, 064029 (2004); Y.G. Gong and Y.Z. Zhang, Class. Quantum Grav. **22**, 4895 (2005); Q.G. Huang, M. Li, J. Cosmol. Astropart. Phys. **08** (2004) 013; B.

- Chen, M. Li and Y. Wang, astro-ph/0611623; B. Wang, C.Y. Lin and E. Abdalla, Phys. Lett. B 637, 357 (2006); S. Nojiri and S.D. Odintsov, Gen. Rel. Grav. 38, 1285 (2006); B. Guberina, R. Horvat and H. Nikolic, Phys. Rev. D 72, 125011 (2005); Phys. Lett. B 636, 80 (2006); Z. K. Guo, N. Ohta and Y. Z. Zhang, Phys. Rev. D 72, 023504 (2005); Mod. Phys. Lett. A 22, 883 (2007); B. Hu and Y. Ling, Phys. Rev. D 73, 123510 (2006); H. Li, Z.K. Guo and Y.Z. Zhang, Int. J. Mod. Phys. D 15, 869 (2006); M.R. Setare, Phys. Lett. B 642, 1 (2006); 644, 99 (2007); H.M. Sadjadi, J. Cosmol. Astropart. Phys. 02 (2007) 026; X. Zhang and F.Q. Wu, astro-ph/0701405. Z. K. Guo, N. Ohta and Y. Z. Zhang, Phys. Rev. D 72 (2005) 023504 , Mod. Phys. Lett. A 22 (2007) 883; N. Banerjee and D. Pavon, Phys. Lett. B 647, 477 (2007); H. Kim, H.W. Lee and Y.S. Myung, Phys. Lett. B 632, 605 (2006).
- [26] W. Zimdahl and D. Pavón, Class. Quantum Grav. **24**, 5641 (2007); W. Zimdahl, IJMPD **17**, 651 (2008).
- [27] M.C. Bento, O. Bertolami and A.A. Sen, Phys. Rev. D **66**, 043507 (2002).
- [28] Hsien-Chung Kao, Wo-Lung Lee and Feng-Li Lin, Phys. Rev. D **71**, 123518 (2005); K. Enquist, S. Hannestad and M.S. Sloth, JCAP **0202**, (2005) 004; Yungui Gong, Bin Wang and Yuan-Zhong Zhang, Phys. Rev. D **72**, 043510 (2005); Xin Zhang and Feng-Quan Wu, Phys. Rev. D **72**, 043524 (2005); Phys. Rev. D **76**, 023502 (2007); Qiang Wu, Yungui Gong, Anzhong Wang and J.S. Alcaniz, Phys. Lett. **B659**, 34 (2008); Shao-Feng Wu, Peng-Ming Zhang, and Guo-Hong Yang, Class. Quantum Grav. **26** (2009) 055020; Yinzhe Ma, Yan Gong and Xuele Chen, arXiv:0901.1215.
- [29] N. Dalal, K. Abazajian, E. Jenkins, and A.V. Manohar, Phys. Rev. Lett. **86**, 1939 (2001).
- [30] W. Zimdahl and D. Pavón, Gen. Rel. Grav. **35**, 413 (2003); D. Pavón, S. Sen and W. Zimdahl, JCAP **0405**, (2004) 009.
- [31] M. Chevallier and D. Polarski, Int.J.Mod.Phys. D **10**, 213 (2001); E.V. Linder, Phys.Rev.Lett. **90**, 091301 (2003).
- [32] R. Brustein and G. Veneziano, Phys. Rev. Lett. **84**, 5695 (2000); arXiv:hep-th/9912055.
- [33] L. Xu, W. Li, J.Lu, and B. Chang, arXiv:0810.4730.
- [34] R-G. Cai, B. Hu and Y. Zhang, arXiv:0812.4504.
- [35] X. Zhang, arXiv:0901.2262.
- [36] L. Xu, J. Lu and W. Li, arXiv:0906.0210.
- [37] M. Suma and T.Nihei, arXiv:0911.4810.



- [38] Yi Zhang and Hui Li, arXiv:1003.2788.
- [39] L. Xu and Y. Wang, arXiv:1006.0296.
- [40] I. Durán and D. Pavón, arXiv:1012.2986.
- [41] Rong-Jia Yang, Zong-Hong Zhu and Fengquan Wu, arXiv:1101.4797.
- [42] J.C. Bueno Sanchez, S. Nesseris and L. Perivolaropoulos, arXiv:0908.2636.
- [43] J. Simon, L. Verde and R. Jimenez, Phys. Rev. **D71**, 123001(2005).
- [44] J.R. Bond, G. Efstathiou e M. Tegmark, Month. Not. R. Astron. Soc. **291**, L33(1997).
- [45] R.A. Sunyaev and Ya.B. Zel'dovich, Astrophys. Spac. Sci. **7**, 3(1970).
- [46] R. Durrer, *The cosmic microwave background*, Cambridge University Press, Cambridge (2008).
- [47] R. Amanullah et al., Astrophys. J. **716**, 712(2010).
- [48] E. Komatsu et al., Astrophys. J. Suppl. **192**, 18(2011).
- [49] T-J. Zhang, C. Ma and T. Lian, Advances in Astronomy **2010**, 184284(2010).