

Conserved Density Fluctuation and Temporal Correlation Function in HTL Perturbation Theory

Najmul Haque^a, Munshi G. Mustafa^a, and Markus H. Thoma^b

^a*Theory Division, Saha Institute of Nuclear Physics,
1/AF Bidhannagar, Kolkata 700 064, India and*

^b*Max-Planck-Institut für extraterrestrische Physik,
Giessenbachstrasse, 85748 Garching, Germany*

Abstract

Considering recently developed Hard Thermal Loop perturbation theory that takes into account the effect of the variation of the external field through the fluctuations of a conserved quantity we calculate the temporal component of the Euclidian correlation function in the vector channel. The results are found to be in good agreement with the very recent results obtained within the quenched approximation of QCD and small values of the quark mass ($\sim 0.1T$) on improved lattices of size $128^3 \times N_\tau$ at $(N_\tau = 40, T = 1.2T_C)$, $(N_\tau = 48, T = 1.45T_C)$, and $(N_\tau = 16, T = 2.98T_C)$, where N_τ is the temporal extent of the lattice. This suggests that the results from lattice QCD and Hard Thermal Loop perturbation theory are in close proximity for a quantity associated with the conserved density fluctuation.

PACS numbers: 12.38.Cy, 12.38.Mh, 11.10.Wx

Keywords: Quark-Gluon Plasma, Hard Thermal Loop Approximation, Conserved Charges, Correlation Function

I. INTRODUCTION

Dynamical properties of many particle system can generally be studied by employing an external perturbation, which disturbs the system only slightly from its equilibrium state, and thus measuring the spontaneous response/fluctuations of the system to this external perturbation. In general, the fluctuations are related to the correlation function through the symmetry of the system, which provides important inputs for quantitative calculations of complicated many-body system. Also, many of the properties of the deconfined strongly interacting matter are reflected in the structure of the correlation and the spectral functions [1] of the vector current.

The static thermal dilepton rate describing the production of lepton pairs is related to the spectral function in the vector current [2, 3]. Within the Hard thermal loop perturbation theory (HTLpt) the vector spectral function has been obtained [2, 4, 5], which is found to diverge due to its spatial part at the low energy regime. This is due to the fact that the HTL quark-photon vertex is inversely proportional to the photon energy and it sharply rises at zero photon energy. On the other hand, the fluctuations of conserved quantities, such as baryon number and electric charge, are considered to be a signal [6, 7] for quark-gluon plasma (QGP) formation in heavy-ion experiments. These conserved density fluctuations are closely related to the temporal correlation function in the vector channel through derivatives of a thermodynamic quantity associated with the symmetry, known as the thermodynamic sum rule [8]. It is expected that the temporal part of the spectral function associated with the symmetry should be a finite quantity and would not encounter any such infrared divergence unlike the spatial part at low energy. A very recent lattice calculation [9] has obtained the temporal part of the Euclidian correlation function associated with the response of the conserved density fluctuations, which is found to be a finite quantity. In view of this we would like to compute the temporal correlation function in the vector channel from the quark number susceptibility associated with the quark number density fluctuations within the HTLpt [10] and to compare it with recent lattice data [9].

The paper is organised as follows. In sec.II we briefly discuss some generalities on correlation functions, fluctuation and its response (susceptibility) associated with conserved charges. In sec.III we obtain the relation between the response of the density fluctuation of the conserved charge and the corresponding temporal part of the Euclidian correlation

function in the vector current. Next we compute them in HTLpt [10] and compare with lattice data. Finally, we conclude in sec.VI.

II. GENERALITIES

In this section we summarize some of the basic relations and also describe in details their important features relevant as well as required for our purpose.

A. Correlation Functions

The two-point correlation function [1–3] of the vector current, $J_\mu = \bar{\psi}(\tau, \vec{x})\Gamma_\mu\psi(\tau, \vec{x})$ with three point function Γ_μ , is defined at fixed momentum \vec{p} as

$$G_{\mu\nu}(\tau, \vec{p}) = \int d^3x \langle J_\mu(\tau, \vec{x}) J_\nu^\dagger(0, \vec{0}) \rangle e^{i\vec{p}\cdot\vec{x}}, \quad (1)$$

where the Euclidian time τ is restricted to the interval $[0, \beta = 1/T]$. The thermal two-point vector correlation function in coordinate space, $G_{\mu\nu}(\tau, \vec{x})$, can be written as

$$G_{\mu\nu}(\tau, \vec{x}) = \langle J_\mu(\tau, \vec{x}) J_\nu^\dagger(0, \vec{0}) \rangle = T \sum_{n=-\infty}^{\infty} \int \frac{d^3p}{(2\pi)^3} e^{-i(w_n\tau + \vec{p}\cdot\vec{x})} G_{\mu\nu}(w_n, \vec{p}), \quad (2)$$

where the Fourier transformed correlation function $G_{\mu\nu}(w_n, \vec{p})$ is given at the discrete Matsubara modes, $w_n = 2\pi nT$. The imaginary part of the momentum space correlator gives the spectral function $\sigma(\omega, \vec{p})$ as

$$\begin{aligned} G_H(w_n, \vec{p}) &= - \int_{-\infty}^{\infty} d\omega \frac{\sigma_H(\omega, \vec{p})}{i w_n - \omega + i\epsilon} \\ \Rightarrow \sigma_H(\omega, \vec{p}) &= \frac{1}{\pi} \text{Im } G_H(\omega, \vec{p}), \end{aligned} \quad (3)$$

where $H = (00, ii, V)$ denotes (temporal, spatial, vector). We have also introduced the vector spectral function as $\sigma_V = \sigma_{00} + \sigma_{ii}$, where σ_{ii} is the sum over the three space-space components and σ_{00} is the time-time component of $\sigma_{\mu\nu}$.

Using (2) and (3) in (1) the spectral representation of the thermal correlation functions at fixed momentum can be obtained [2] as

$$G_H(\tau, \vec{p}) = \int_0^\infty d\omega \sigma_H(\omega, \vec{p}) \frac{\cosh[\omega(\tau - \beta/2)]}{\sinh[\omega\beta/2]}. \quad (4)$$

We note that the Euclidian correlation function is usually restricted to vanishing three momentum, $\vec{\mathbf{p}} = 0$, in the analysis of lattice gauge theory and one can write $G_H(\tau T) = G_H(\tau, \vec{\mathbf{0}})$. A finite temperature lattice gauge theory calculation is performed on lattices with finite temporal extent N_τ , which provides information on the Euclidian correlation function, $G_H(\tau T)$, only for a discrete and finite set of Euclidian times $\tau = k/(N_\tau T)$, $k = 1, \dots, N_\tau$. The vector correlation function, $G_V(\tau T)$, had been computed [3] within the quenched approximation of QCD using non-perturbative improved clover fermions [11] through a probabilistic application based on the maximum entropy method (MEM) [12] for temporal extent $N_\tau = 16$ and spatial extent $N_\sigma = 64$. Then by inverting the integral in (4), the spectral function was reconstructed [3] in lattice QCD. The vector spectral functions above the deconfinement temperature (*viz.*, $T = 1.5T_c$ and $3T_c$) show an oscillatory behaviour compared to the free one. In the high energy regime, $\omega/T \geq 4$ the vector spectral function, $\sigma_V(\omega, \vec{\mathbf{0}})$ agreed with that of the HTLpt [2, 13]. On the other hand, the lattice spectral functions and dilepton rates [3] were found to fall off very fast and became vanishingly small for $\omega/T \leq 4$ due to the sharp cut-off used in the reconstruction.

In a very recent lattice analysis [9] the low energy behaviour (*viz.*, downward slope) of the spatial and vector spectral functions has been improved substantially on lattices up to size $128^3 \times 48$ by changing the slope upward through a fit to the free plus Breit-Wigner (BW) spectral functions at lower energy limit. This upward slope in the vector spectral functions in lattice gauge theory [9] resembles up to some extent that of the HTLpt spectral function [2, 4] and dilepton rate [5, 13] at low energy regime despite the infrared problem of HTLpt at vanishing energy. Nonetheless, the existence of the van Hove peaks in the vector spectral function in HTLpt [2, 14–16] has not been realized yet in the improved lattice analysis [9], probably due to the ansatz that the lattice spectral function is proportional to that of the free plus BW one in the low energy regime. The existence of van Hove peaks cannot yet be ruled out, which are general features of massless fermions [14–16] in a relativistic plasma in the low energy regime. Also, the high energy behaviour of the spectral function agrees well with those of free and HTLpt results, respectively, and are in conformity with its earlier analysis on the lattice [3]. On the other hand, the temporal component of spectral and correlation functions associated with the symmetry of the system are finite and do not encounter any infrared problem unlike their spatial part. Now, it would be interesting to analyse the temporal correlation and spectral functions, associated with the symmetry,

within HTLpt and compare them with those of lattice gauge theory [9].

B. Density Fluctuation and its Response

Let \mathcal{O}_α be a Heisenberg operator where α may be associated with a degree of freedom in the system. In a static and uniform external field \mathcal{F}_α , the (induced) expectation value of the operator $\mathcal{O}_\alpha(0, \vec{x})$ is written [8, 17] as

$$\phi_\alpha \equiv \langle \mathcal{O}_\alpha(0, \vec{x}) \rangle_{\mathcal{F}} = \frac{\text{Tr} [\mathcal{O}_\alpha(0, \vec{x}) e^{-\beta(\mathcal{H} + \mathcal{H}_{ex})}]}{\text{Tr} [e^{-\beta(\mathcal{H} + \mathcal{H}_{ex})}]} = \frac{1}{V} \int d^3x \langle \mathcal{O}_\alpha(0, \vec{x}) \rangle, \quad (5)$$

where translational invariance is assumed, V is the volume of the system and \mathcal{H}_{ex} is given by

$$\mathcal{H}_{ex} = - \sum_{\alpha} \int d^3x \mathcal{O}_\alpha(0, \vec{x}) \mathcal{F}_\alpha. \quad (6)$$

The (static) susceptibility $\chi_{\alpha\sigma}$ is defined as the rate with which the expectation value changes in response to that external field,

$$\chi_{\alpha\sigma}(T) = \left. \frac{\partial \phi_\alpha}{\partial \mathcal{F}_\sigma} \right|_{\mathcal{F}=0} = \beta \int d^3x \langle \mathcal{O}_\alpha(0, \vec{x}) \mathcal{O}_\sigma(0, \vec{0}) \rangle, \quad (7)$$

where $\langle \mathcal{O}_\alpha(0, \vec{x}) \mathcal{O}_\sigma(0, \vec{0}) \rangle$ is the two point correlation function with operators evaluated at equal times. There is no broken symmetry as

$$\langle \mathcal{O}_\alpha(0, \vec{x}) \rangle|_{\mathcal{F} \rightarrow 0} = \langle \mathcal{O}_\sigma(0, \vec{0}) \rangle|_{\mathcal{F} \rightarrow 0} = 0. \quad (8)$$

III. QUARK NUMBER SUSCEPTIBILITY (QNS) AND TEMPORAL EUCLIDIAN CORRELATION FUNCTION:

The QNS is a measure of the response of the quark number density with infinitesimal change in the quark chemical potential, $\mu + \delta\mu$. Under such a situation the external field, \mathcal{F}_α , in (6) can be identified as the quark chemical potential and the operator \mathcal{O}_α as the temporal component (J_0) of the vector current, $J_\sigma(t, \vec{x}) = \bar{\psi} \Gamma_\sigma \psi$, where Γ^σ is in general a three point function. Then the QNS for a given quark flavour follows from (7) as

$$\chi_q(T) = \left. \frac{\partial \rho}{\partial \mu} \right|_{\mu=0} = \left. \frac{\partial^2 \mathcal{P}}{\partial \mu^2} \right|_{\mu=0} = \int d^4x \langle J_0(0, \vec{x}) J_0(0, \vec{0}) \rangle = - \lim_{\vec{p} \rightarrow 0} \text{Re} G_{00}^R(0, \vec{p}), \quad (9)$$

where G_{00}^R is the retarded correlation function. To obtain (9) in concise form, we have used the fluctuation-dissipation theorem given as

$$G_{00}(\omega, \vec{\mathbf{p}}) = -\frac{2}{1 - e^{-\omega/T}} \text{Im} G_{00}^R(\omega, \vec{\mathbf{p}}), \quad (10)$$

and the Kramers-Kronig dispersion relation

$$\text{Re} G_{00}^R(\omega, \vec{\mathbf{p}}) = \int_{-\infty}^{\infty} \frac{d\omega'}{2\pi} \frac{\text{Im} G_{00}^R(\omega', \vec{\mathbf{p}})}{\omega' - \omega}, \quad (11)$$

where $\lim_{\vec{\mathbf{p}} \rightarrow 0} \text{Im} G_{00}^R(\omega, \vec{\mathbf{p}})$ is proportional to $\delta(\omega)$ due to the quark number conservation [8, 17]. Also the number density for a given quark flavour can be written as

$$\rho = \frac{1}{V} \frac{\text{Tr} [\mathcal{N} e^{-\beta(\mathcal{H} - \mu \mathcal{N})}]}{\text{Tr} [e^{-\beta(\mathcal{H} - \mu \mathcal{N})}]} \frac{\langle \mathcal{N} \rangle}{V} = \frac{\partial \mathcal{P}}{\partial \mu}, \quad (12)$$

with the quark number operator, $\mathcal{N} = \int J_0(t, \vec{x}) d^3x = \int \bar{\psi}(x) \Gamma_0 \psi(x) d^3x$, and $\mathcal{P} = \frac{T}{V} \ln \mathcal{Z}$ is the pressure and \mathcal{Z} is the partition function of a quark-antiquark gas. The quark number density vanishes if $\mu \rightarrow 0$, i.e., there is no broken CP symmetry. Now, (7) or (9) indicates that the thermodynamic derivatives with respect to the external source are related to the temporal component of the static correlation function associated with the number conservation of the system. This relation in (9) is known as *the thermodynamic sum rule* [8].

Owing to the quark number conservation the temporal spectral function $\sigma_{00}(\omega, \vec{\mathbf{0}})$ in (3) becomes

$$\sigma_{00}(\omega, \vec{\mathbf{0}}) = \frac{1}{\pi} \text{Im} G_{00}^R(\omega, \vec{\mathbf{0}}) = -\omega \delta(\omega) \chi_q(T). \quad (13)$$

Using (13) in (4), it is straight forward to obtain the temporal correlation function as

$$G_{00}(\tau T) = -T \chi_q(T), \quad (14)$$

which is proportional to the QNS χ_q and T , but independent of τ . The QNS has been calculated within the framework of lattice gauge theory [18–25], perturbative QCD [26], Nambu-Jona-Lassinio (NJL) Model [17, 27], Polyakov-Nambu-Jona-Lassinio (PNJL) Model [28], Ads/CFT correspondence and Holographic QCD [29], Renormalisation Group approach [30], two loop approximately self-consistent Φ -derivable HTL resummation [31] and HTLpt [10, 32, 33]. We note that in a resummed perturbation theory [34, 35], the higher order loops contribute to the lower order due to the fact that the loop expansion and the coupling expansion are not symmetric. So, unlike conventional perturbation theory [37] one needs to

take a proper measure in order to calculate a quantity in a given order of α_s correctly using HTLpt. We further note that various HTL approaches [31–33, 38, 39] have been used for calculating LO thermodynamic quantities and QNS in the literatures, which led to different results within the same approximation. Recently, we have developed a resummed HTLpt [10] by employing a variation of an external probe that disturbs the system only slightly from its equilibrium positions. In this way the effect of higher order variations of the external source is taken into account, which are essential to get the LO quantities correct. Once this is done the LO quantities in HTLpt [10] agree with the HTL approaches of Ref. [31, 39]. Here we would like to exploit the LO QNS in HTLpt obtained in Ref. [10] for our purpose.

Because of the structure of the HTL propagator [34, 35] the LO QNS in HTLpt contains quasiparticle (QP) contributions due to the poles of the HTL quark propagator and Landau damping (LD) contributions due to the space like part of the HTL quark propagator. The QNS can be decomposed as

$$\chi_q^{HTL}(T) = \chi_q^{QP} + \chi_q^{LD}. \quad (15)$$

The LO QNS in HTLpt due to QP is obtained [10] as

$$\begin{aligned} \chi_q^{QP}(T) = 4N_c N_f \beta \int \frac{d^3 k}{(2\pi)^3} [n(\omega_+) (1 - n(\omega_+)) + n(\omega_-) (1 - n(\omega_-)) \\ - n(k) (1 - n(k))] , \end{aligned} \quad (16)$$

and the LD part is obtained [10] as

$$\chi_q^{LD}(T) = 2N_c N_f \beta \int \frac{d^3 k}{(2\pi)^3} \int_{-k}^k d\omega \left(\frac{2m_q^2}{\omega^2 - k^2} \right) \beta_+(\omega, k) n(\omega) (1 - n(\omega)) , \quad (17)$$

where $n(y)$ is the Fermi-Dirac distribution, ω_+ corresponds to the energy of a quasiparticle having chirality to helicity ratio +1, ω_- is the energy of a mode called plasmino having chirality to helicity ratio −1, and β_{\pm} are the cut spectral functions of the HTL quark propagator. The QP part results in (16) is identical to that of the 2-loop approximately self-consistent Φ -derivable HTL resummation approach of Blaizot *et al* [31]. The LD part (17) cannot be compared directly to the LD part of Ref. [31] as no closed expression is given there. However, numerical results of the both QNS agree very well. We also note that Jiang *et al* [33] used HTLpt but did not take into account properly the effect of the variation of the external field to the density fluctuation, which resulted in an overcounting in the LO QNS. Moreover, in their approach an ad hoc separation scale is required to distinguish between soft

and hard momenta and the thermodynamic sum rule is violated. In the HTLpt approach in Ref. [32] the HTL N-point functions were used uniformly for all momenta scale, *i.e.*, both soft and hard momenta, which resulted in an overcounting within the LO contribution [31]. The reason is that the HTL action is accurate only for soft momenta and for hard ones only in the vicinity of light cone.

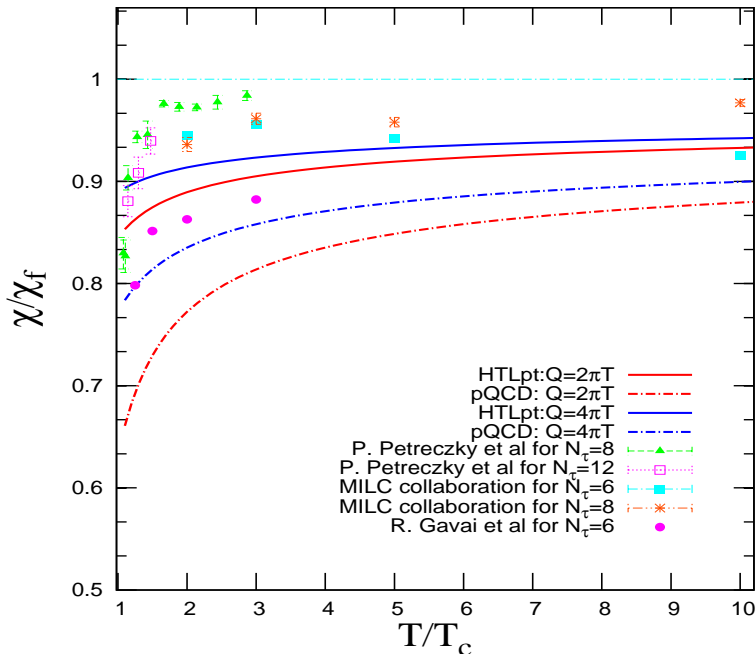


FIG. 1: (Color online) The 2-flavour scaled QNS with that of free one as a function of T/T_c . The solid lines are for LO in HTLpt whereas the dashed lines are for LO (proportional to g^2) in pQCD [31, 36, 37]. The different choices of the renormalisation scale are $Q = 2\pi T$ (red), and $4\pi T$ (blue). The symbols represent the various lattice data [19–23]. The green triangles (with $T_c = 191 \pm 2$ MeV) and purple squares (with $T_c = 185 \pm 5$ MeV) represent $p4$ lattice QCD data [20, 21]. The squares (cyan) and stars (saffron) are from asqtad lattice QCD data [22]. The solid circles (purple) represent lattice QCD data [23] for $T_c = 0.49\Lambda_{\overline{MS}}$. The quark mass ranges between $(0.1 \text{ to } 0.2)m_s$, where m_s is the strange quark mass near its physical value. Note that further lowering the quark mass to its physical value seems to have a small effect [24] for $T > 200$ MeV. The details of these lattice results are also summarised in Ref. [25].

Now we display in Fig. 1 the 2-flavour¹ scaled QNS in LO with that of free gas as a function of temperature that shows significant improvement over pQCD results of order g^2 [31, 36, 37]. Moreover, it also shows the same trend as the available lattice results [19–25], though there is a large variation among the various lattice results. A detailed analysis on uncertainties of the ingredients in the lattice QCD calculations is presented in Refs. [21, 24]. This calls for further investigation both on the analytic side by improving the HTL resummation schemes and on the lattice side by refining the various lattice ingredients.

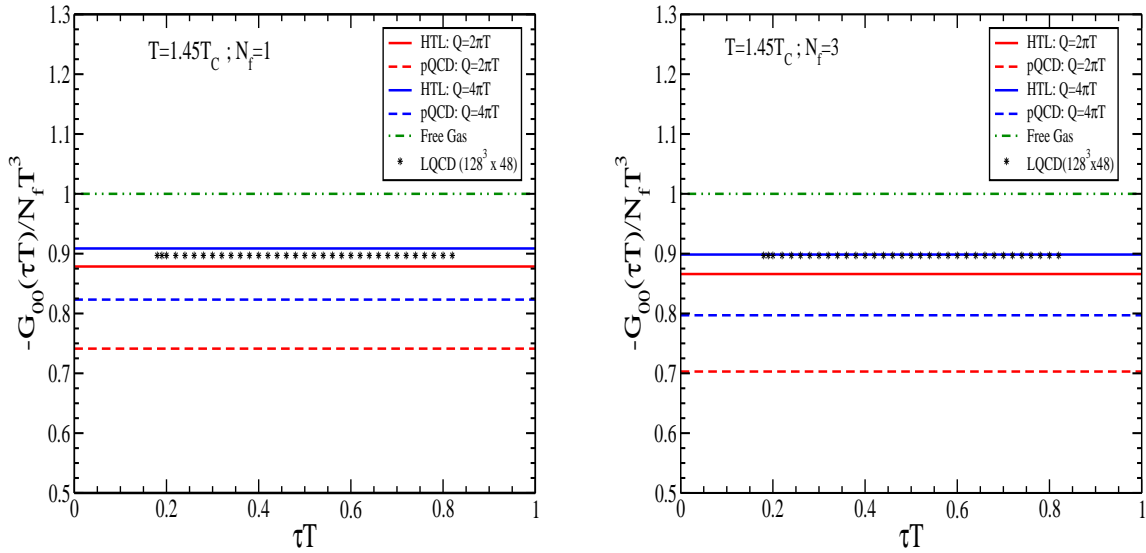


FIG. 2: (Color online) The scaled temporal correlation function with T^3 for $N_f = 1$ (left panel) and $N_f = 3$ (right panel) at $T = 1.45T_C$ for $Q = 2\pi T$ (red) and $4\pi T$ (blue) as a function of scaled Euclidian time, τT . The symbols represent the recent lattice data [9] on lattices of size $128^3 \times 48$ for quark mass $0.1T$ in quenched QCD.

Recently, an improved lattice calculation [9] has been performed within the quenched approximation of QCD where the temporal correlation function is determined to better than 1% accuracy. Using the LO HTLpt QNS in (15) we now obtain the temporal correlation function in (14) and compare with the recent lattice data [9]. In Fig. 2 the scaled temporal correlation function with T^3 is shown for $N_f = 1$ (left panel) and $N_f = 3$ (right panel) at

¹ We note that the QNS has a very weak flavour dependence that enters through the temperature dependence of the strong coupling as $\alpha_s(T) = \frac{12\pi}{(33-2N_f)\ln(Q^2/\Lambda_0^2)}$ where Q is the momentum scale and $T_C = 0.49\Lambda_0$.

$T = 1.45T_c$. We first note that the correlation functions both in HTLpt and pQCD have weak flavour dependence due to the temperature dependent coupling, α_s as discussed before. The LO HTLpt result indicates an improvement over that of the pQCD one [31, 36, 37] for different choices of the renormalisation scale as shown in Fig. 2. Also, the HTLpt result shows a good agreement to that of recent lattice gauge theory calculation [9] performed on lattices up to size $128^3 \times 48$ in quenched approximation for a quark mass $\sim 0.1T$. We also note that unlike the dynamical spatial part of the correlation function in the vector channel the temporal part does not encounter any infrared problem in the low energy part as it is related to the static quantity through the thermodynamic sum rule associated with the corresponding symmetry, *viz.*, the number conservation of the system. We also presented two extreme cases of HTLpt temporal correlation function at $T = 1.2T_c$ in Fig. 3 and at $T \sim 3T_c$ in Fig. 4, respectively, for two different flavours and compare with the corresponding preliminary lattice data [40], which are also found to be in good agreement.

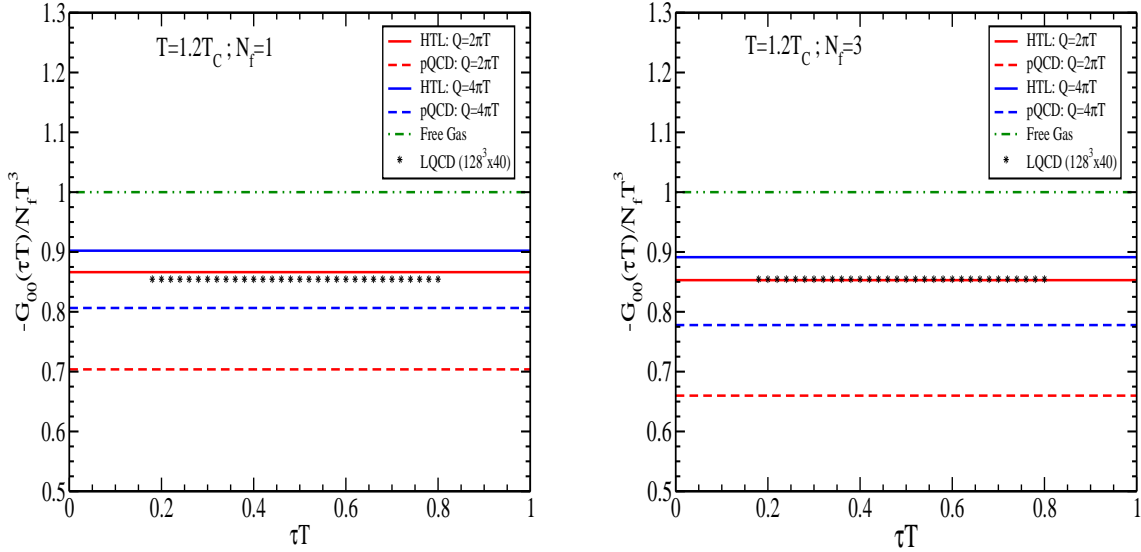


FIG. 3: (Color online) Same as Fig. 2 but at $T = 1.2T_c$ and the corresponding lattice data are preliminary [40] with lattice size $148^3 \times 40$.

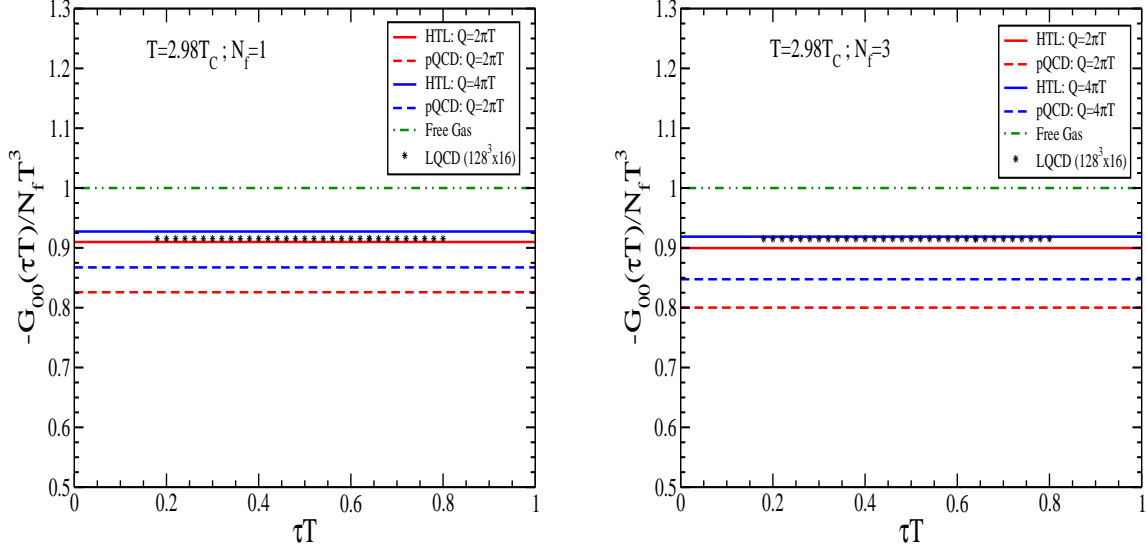


FIG. 4: (Color online) Same as Fig. 2 but at $T = 2.98T_C$ and the corresponding lattice data are preliminary [40] with lattice size $148^3 \times 16$.

IV. CONCLUSION

The LO QNS as a response of the conserved density fluctuation in HTLpt when compared with the available lattice data [19–23] in the literature within their wide variation shows the same trend but deviates from those in certain extent. The same HTL QNS is used to compute the temporal part of the Euclidian correlation in vector current which agrees quite well with that of improved lattice gauge theory calculations [9, 40] recently performed within quenched approximation on lattices up to size $128^3 \times 48$ for a quark mass $\sim 0.1T$. Leaving aside the difference in ingredients in various lattice calculations, one can expect that the HTLpt and lattice calculations are in close proximity for quantities associated with the conserved density fluctuation.

Acknowledgments

We are thankful to P. Petreczky for providing us the lattice data on QNS in Fig. 1 and also for clarifying the details of those data. We are also thankful to F. Karsch for supplying

us the preliminary lattice data in Figs. 3 and 4, and for very useful discussions.

-
- [1] T. Hashimoto, A. Nakamura, and I. O. Stamatescu, Nucl. Phys. B**400**, 267 (1993); G. Boyd, S. Gupta, F. Karsch, and E. Laermann, Z. Phys. C**64**, 331 (1991).
 - [2] F. Karsch, M. G. Mustafa, and M. H. Thoma, Phys. Lett. B**497**, 249 (2001).
 - [3] F. Karsch *et al.*, Phys. Lett. B **530**, 147 (2002).
 - [4] W. M. Alberico, A. Beraudo, P. Czerski, and A. Molinari, Nucl. Phys. A **775**, 188 (2006); P. Czerski, Nucl. Phys. A **807**, 11 (2008).
 - [5] P. B. Arnold, G. D. Moore, and L. G. Yaffe, JHEP **0011**, 001 (2000); JHEP **0112**, 009 (2001); JHEP **0305**, 051 (2003); P. Aurenche, F. Gelis, G. D. Moore, and H. Zaraket, JHEP **0212**, 006 (2002).
 - [6] NA49 Collaboration, M. Roland *et al.*, Nucl. Phys. A**638**, 91c (1998); NA49 Collaboration, A. Appelshäuser *et al.*, Phys. Lett. B **459**, 676 (1999); NA49 Collaboration, J. G. Reid *et al.*, Nucl. Phys. A**661**, 407c (1999).
 - [7] M. A. Stephanov, K. Rajagopal, and E. Shuryak, Phys. Rev. Lett. **81**, 4816 (1998); Phys. Rev. D. **60**, 114028 (1999); M. A. Stephanov, Phys. Rev. Lett. **102**, 032301 (2009); M. Asakawa, U. Heinz, and B. Müller, Phys. Rev. Lett. **85**, 2072 (2000); S. Jeon and V. Koch, Phys. Rev. Lett. **85**, 2076 (2000).
 - [8] D. Forster, *Hydrodynamics Fluctuation, Broken Symmetry and Correlation Function* (Benjamin/Cummings, Menlo Park, CA, 1975); H. B. Callen and T. A. Welton, Phys. Rev. **122**, 34 (1961); R. Kubo, J. Phys. Soc. Jpn. **12**, 570 (1957).
 - [9] H.-T. Ding, A. Francis, O. Kaczmarek, F. Karsch, E. Laermann, and W. Soeldner, [arXiv:1012.4963\[hep-lat\]](#), to appear in Phys. Rev. D, 2011.
 - [10] N. Haque and M. G. Mustafa, [arXiv:1007.2076\[hep-ph\]](#).
 - [11] B. Sheikholeslami and R. Wohlert, Nucl. Phys. B**259**, 572 (1985); M. Lüscher *et al.*, Nucl. Phys. B**491**, 344 (1997).
 - [12] Y. Nakahara, M. Asakawa, and T. Hatsuda, Phys. Rev. D**60**, 091503 (1999); M. Asakawa, T. Hatsuda, and Y. Nakahara, Prog. Part. Nucl. Phys. **46**, 459 (2001); I. Wetzorke, F. Karsch, in: C. P. Korthals-Altes (Ed.), Proceedings of the International Workshop on Strong and Electroweak Matter, World Scientific, 2001, p.193.

- [13] C. Carsten, N. Haque, M. G. Mustafa, and M. H. Thoma, Phys. Rev. C **83**, 014908 (2011), [arXiv:1010.2169\[hep-ph\]](#).
- [14] E. Braaten, R. D. Pisarski, and T. C. Yuan, Phys. Rev. Lett. **64**, 2242 (1990).
- [15] M. H. Thoma, Nucl. Phys. (Proc. Suppl.) B **92**, 162 (2001); M. G. Mustafa and M. H. Thoma, Pramana **60**, 711 (2003); A. Peshier and M. H. Thoma, Phys. Rev. Lett. **84**, 841 (2000); M. G. Mustafa, A. Schäfer and M. H. Thoma, Phys. Rev. C **61**, 024902 (1999); Nucl. Phys. A **661**, 653 (1999); P. Chakraborty, M. G. Mustafa, and M. H. Thoma, Phys. Rev. D **67**, 114004 (2003).
- [16] S. M. H. Wong, Z. Phys. C **53**, 465 (1992).
- [17] T. Hatsuda and T. Kunihiro, Phys. Rep. **247**, 221 (1994); T. Kunihiro, Phys. Lett. B **271**, 395 (1991).
- [18] S. Gottlieb *et al.*, Phys. Rev. Lett. **59**, 2247 (1987); Phys. Rev. D **38**, 2888 (1988); R. Gavai, J. Potvin, and S. Sanielevici, *ibid.* **40**, R2743 (1989).
- [19] C. R. Alton *et al.*, Phys. Rev. D **71**, 054508 (2005).
- [20] P. Petreczky, P. Hegde, and A. Velytsky, PoS LAT2009:159, 2009, [arXiv:0911.0196\[hep-lat\]](#).
- [21] A. Bazavov *et al.*, Phys. Rev. D **80**, 014504 (2009).
- [22] MILC Collaboration, C. Bernard *et al.*, Phys. Rev. D **71**, 034504 (2005).
- [23] R. Gavai and S. Gupta, Phys. Rev. D **64**, 074506 (2001); *ibid.* **65**, 094515 (2002); R. Gavai, S. Gupta, and P. Majumdar, *ibid.* **65**, 054506 (2002).
- [24] T. Suzuki *et al.*, Phys. Rev. D **81**, 054504 (2010).
- [25] P. Petreczky, Nucl. Phys. A **830**, 11c (2009).
- [26] L. McLerran, Phys. Rev. D **36**, 3291 (1987); A. Vuorinen, *ibid.* **67**, 074032 (2003); S. K. Ghosh, T. K. Mukherjee, and S. Raha, Mod. Phys. Lett. A **21**, 2067(2006).
- [27] H. Fujii, Phys. Rev. D **67**, 014028 (2003); C. Sasaki, B. Friman, and K. Redlich, *ibid.* **75**, 054026 (2007); C. Ratti *et al.*, Phys. Lett. B **649**, 57 (2007).
- [28] S. K. Ghosh, T. K. Mukherjee, M. G. Mustafa, and R. Ray, Phys. Rev. D **73**, 114007 (2006); S. Mukherjee, M. G. Mustafa, and R. Ray, Phys. Rev. D **75**, 094015 (2007); S. K. Ghosh, T. K. Mukherjee, M. G. Mustafa, and R. Ray, Phys. Rev. D **77**, 094024 (2008); A. Bhattacharyya *et al.*, Phys. Rev. D **82**, 014021 (2010); Phys. Rev. D **82**, 114028 (2010); Phys. Rev. D **83**, 014011 (2011).

- [29] K. Jo, Y. Kim, H. K. Lee, and S.-J. Sin, JHEP **0811**, 040 (2008); Y. Kim *et al.*, JHEP **1005**, 038 (2010); K. Kim, Y. Kim, S. Takeuchi, and T. Tsukioka, [arXiv:1012.2667[hep-ph]].
- [30] B.-J. Schäfer and J. Wambach, Phys. Rev. D **75**, 085015 (2007); B.-J. Schäfer, M. Wagne, and J. Wambach, Phys. Rev. D **81**, 074013 (2010).
- [31] J.-P. Blaizot, E. Iancu, and A. Rebhan, Phys. Lett. B **523**, 143 (2001); Eur. Phys. J. C **27**, 433 (2003).
- [32] P. Chakraborty, M. G. Mustafa, and M. H. Thoma, Eur. Phys. J. C. **23**, 591 (2002); Phys. Rev. D **68**, 085012 (2003).
- [33] Y. Jiang, H.-x. Zhu, W.-m Sun, and H.-s. Zong, J. Phys. G **37**, 055001 (2010).
- [34] E. Braaten and R. D. Pisarski, Phys. Rev. D **45**, R1827 (1992).
- [35] E. Braaten and R. D. Pisarski, Nucl. Phys. **B337**, 569 (1990); Phys. Rev. Lett. **64**, 1338 (1990).
- [36] T. Toimela, Int. J. Theor. Phys. **24**, 901 (1985).
- [37] J. I. Kapusta and C. Gale, *Finite Temperature Field Theory Principle and Applications* (Cambridge University Press, Cambridge, 1996), 2nd ed.
- [38] J. O. Andersen, E. Braaten, and M. Strickland, Phys. Rev. Lett. **83**, 2139 (1999); Phys. Rev. D **61**, 014017 (1999); *ibid.* **61**, 074016 (2000).
- [39] J. P. Blaizot, E. Iancu, and A. Rebhan, Phys. Rev. Lett. **83**, 2906 (1999); Phys. Lett. B **470**, 181 (1999); Phys. Rev. D **63**, 065003 (2001).
- [40] F. Karsch, private communication.