

Application of Mathematical Optimization Procedures to Intervention Effects in Structural Equation Models

Atsushi Yagishita,
*Specialty Tire Process Engineering Development Department,
Bridgestone Corporation, Japan.*

Kentaro Tanaka,
*Department of Industrial Engineering and Management,
Graduate School of Decision Science and Technology,
Tokyo Institute of Technology, Japan.*
tanaka.k.al@m.titech.ac.jp

and

Masami Miyakawa,
*Department of Industrial Engineering and Management,
Graduate School of Decision Science and Technology,
Tokyo Institute of Technology, Japan.*

April 12, 2019

Abstract

For a given statistical model, it often happens that it is necessary to intervene the model to reduce the variances of the output variables. In structural equation models, this can be done by changing the value of the path coefficients by intervention. First, we explain that the expectations and variance matrix can be decomposed into several parts in terms of the total effects. Then, we show that an algorithm to obtain the intervention method which minimizes the weighted sum of the variances can be formulated as a convex quadratic programming. This formulation allows us to impose the boundary conditions for the interventions, so that we can find the practical solutions. We also treat the problem to adjust the expectations on targets.

Key words: Structural Equation Models, Total Effects, Convex Quadratic Programming,

1 Introduction

The methods of structural equation models (SEMs) developed by geneticists (Wright (1923)) and economists (Haavelmo (1943) and Koopmans (1949)) are widely used as analytical tools in a lot of fields including genetics, econometrics, social sciences and statistical quality control. To meet the demands of the practical researchers, thousands of studies on parameter estimation and model fitting for structural equation models have been made.

However, structural equation models are more than tools for analysis. We can use structural equation models as tools to represent the causal relationships between the variables (Pearl (2009)). If we intervene a part of the causal structure, then the overall causal structure changes. By using the structural equation model that represents the correct causal relationships, we can evaluate the amount of change caused by the intervention. This means that we can compute the optimal intervention method to minimize the variance of a variable. Kuroki and Miyakawa (2003), Kuroda et al. (2006) and Kuroki (2008) evaluated the intervention effect for the variance of a variable and give some methods to obtain the optimal intervention that minimizes

the variance. However, it is difficult to use their methods in practice because they implicitly uses the impractical assumption that the intervention can be made freely without any constraint (e.g. we may have a bound for an intervention by changing a parameter of a structural equation because of the cost to change it).

In this paper, we formulate the problems to obtain the optimal intervention that minimizes the variances and to adjust the expectations as convex quadratic programmings. This formulation enables us to easily impose the boundary conditions for interventions. To this purpose, we first introduce the idea of decomposition of total effects in Section 2. Note that the term “decomposition of total effects” means not only decomposition of total effects into direct and indirect effects, but decomposition by paths or set of variables. We also explain that the expectations and variance matrix can be decomposed into several parts in terms of the total effects. In Section 3, we show that the problem to obtain the optimal intervention that minimizes the variances can be formulated as a convex quadratic programming. We also treat the problem to adjust the expectations. Next, in Section 4, we show how the proposed algorithms given in Section 3 work by using a toy model. Finally, we give some discussion in Section 5.

2 Decomposition of total effects and Interventions

First, in Section 2.1, we briefly mention structural equation models and path diagrams, and then introduce some notations. Next, in Section 2.2, we introduce matrix representation of total effects and their decomposition. Finally, in Section 2.3, we explain the interventions to the structural equation models. The idea of decomposition of total effects is very important to consider the optimal intervention which we will treat in Section 3.

2.1 Structural Equation Models

The models that the relations among random variables are described in terms of linear equations are called structural equation models. To give some explanations about terms and notations, let us consider an example of structural equation model.

Example 1. Assume that six random variables T, T_2, X_1, X_2, S_1 and S_2 are generated by the following linear structural equations:

$$\begin{aligned} T &= \mu_{t;\text{pa}(t)} + \epsilon_{t;\text{pa}(t)}, \\ X_1 &= \mu_{x_1;\text{pa}(x_1)} + \alpha_{x_1 t} T + \epsilon_{x_1;\text{pa}(x_1)}, \\ X_2 &= \mu_{x_2;\text{pa}(x_2)} + \alpha_{x_2 t} T + \alpha_{x_2 x_1} X_1 + \epsilon_{x_2;\text{pa}(x_2)}, \\ S_1 &= \mu_{s_1;\text{pa}(s_1)} + \alpha_{s_1 x_1} X_1 + \epsilon_{s_1;\text{pa}(s_1)}, \\ S_2 &= \mu_{s_2;\text{pa}(s_2)} + \alpha_{s_2 t} T + \alpha_{s_2 x_2} X_2 + \alpha_{s_2 s_1} S_1 + \epsilon_{s_2;\text{pa}(s_2)}, \end{aligned}$$

where:

- $\mu_{t_1;\text{pa}(t_1)}, \dots, \mu_{s_2;\text{pa}(s_2)}$ are the intercepts.
- $\alpha_{s_1 t}, \dots, \alpha_{s_2 s_1}$ are proportionality coefficients called path coefficients.
- $\epsilon_{t;\text{pa}(t)}, \dots, \epsilon_{s_2;\text{pa}(s_2)}$ are the error terms. We assume that their means are all zero values.

We will soon explain the meanings of subscripts such as $x_2;\text{pa}(x_2)$.

In the above equations, we presume that each left-hand side is determined by the right-hand side, i.e. right-hand sides are causes and left-hand sides are the results. If we represent a causal effect by an arrow with its path coefficient, then the relations among the random variables T, X_1, X_2, S_1 and S_2 can be graphically represented as Figure 1. This graph is called the path diagram. The arrow from T to X_2 means presumed direct causal effects from T to X_2 . For this arrow, T is said to be parent of X_2 . Conversely, X_2 is said to be child of T . These are graph theoretic terms. Here, X_2 has two parents T and X_1 , and we denote them by $\text{pa}(x_2)$ as an abbreviation for parents of X_2 . Furthermore, we denote by $;\text{pa}(x_2)$ removing the effect of

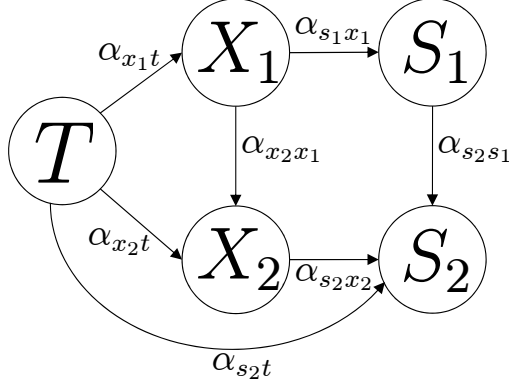


Figure 1: An example of path diagram

$\text{pa}(x_2)$. Thus, $\mu_{x_2;\text{pa}(x_2)}$ represents the mean of X_2 when the effects of the parents of X_2 are removed. We also use terms ancestor and descendant as graph theoretic terms. For example, the ancestors of S_1 are X_1 and T , and the descendants of X_1 are X_2 , S_1 and S_2 . \square

We now formulate the general structural equation model in a way so that it is easier to use for the calculations of total effects, means and variances which we will treat in Section 2.2. Consider a random vector \mathbf{V} the elements of which are generated by linear structural equations. We divide random vector \mathbf{V} into three disjoint parts: \mathbf{T} , \mathbf{X} and \mathbf{S} , so that the elements of \mathbf{T} are the ancestors of some elements of \mathbf{X} and the elements of \mathbf{S} are not the ancestors of some elements of \mathbf{X} nor the elements of \mathbf{X} themselves. This decomposition is uniquely determined if once we choose $\mathbf{X} \subset \mathbf{V}$.

Now, a structural equation model can be represented by using vectors and matrices as follows:

$$\begin{pmatrix} \mathbf{T} \\ \mathbf{X} \\ \mathbf{S} \end{pmatrix} = \begin{pmatrix} \boldsymbol{\mu}_{t;\text{pa}(t)} \\ \boldsymbol{\mu}_{x;\text{pa}(x)} \\ \boldsymbol{\mu}_{s;\text{pa}(s)} \end{pmatrix} + \begin{pmatrix} A_{tt} & O_{tx} & O_{ts} \\ A_{xt} & A_{xx} & O_{xs} \\ A_{st} & A_{sx} & A_{ss} \end{pmatrix} \begin{pmatrix} \mathbf{T} \\ \mathbf{X} \\ \mathbf{S} \end{pmatrix} + \begin{pmatrix} \boldsymbol{\epsilon}_{t;\text{pa}(t)} \\ \boldsymbol{\epsilon}_{x;\text{pa}(x)} \\ \boldsymbol{\epsilon}_{s;\text{pa}(s)} \end{pmatrix}. \quad (1)$$

Here, $\boldsymbol{\mu}_{t;\text{pa}(t)}$, $\boldsymbol{\mu}_{x;\text{pa}(x)}$ and $\boldsymbol{\mu}_{s;\text{pa}(s)}$ are the means of \mathbf{T} , \mathbf{X} and \mathbf{S} , respectively when the effects of their parents are removed; A_{tt} , A_{xt} , \dots , A_{ss} are the matrices which consist of the path coefficients; and $\boldsymbol{\epsilon}_{t;\text{pa}(t)}$, $\boldsymbol{\epsilon}_{x;\text{pa}(x)}$ and $\boldsymbol{\epsilon}_{s;\text{pa}(s)}$ are the error terms. We assume that the means of $\boldsymbol{\epsilon}_{t;\text{pa}(t)}$, $\boldsymbol{\epsilon}_{x;\text{pa}(x)}$, $\boldsymbol{\epsilon}_{s;\text{pa}(s)}$ are all zero values and $\boldsymbol{\epsilon}_{t;\text{pa}(t)}$, $\boldsymbol{\epsilon}_{x;\text{pa}(x)}$, $\boldsymbol{\epsilon}_{s;\text{pa}(s)}$ have the variance matrices $\Sigma_{tt;\text{pa}(t)}$, $\Sigma_{xx;\text{pa}(x)}$ and $\Sigma_{ss;\text{pa}(s)}$ respectively. Furthermore, to avoid cycles in the structural equations, we assume that the elements in diagonal and upper triangular portion of the coefficients matrices A_{tt} , A_{xx} and A_{ss} are all zero values. This formulation is possible by sorting the variables by their parent-child relations whenever the structural equations do not contain cycles. For example, the equations in Example 1 can be formulated in the form of (1) by letting $\mathbf{T} = \{T\}$, $\mathbf{X} = \{X_1, X_2\}$ and $\mathbf{S} = \{S_1, S_2\}$, where the matrices of the path coefficients are as follows:

$$A_{tt} = 0, \quad A_{xt} = \begin{pmatrix} \alpha_{x_1t} \\ \alpha_{x_2t} \end{pmatrix}, \quad A_{xx} = \begin{pmatrix} 0 & 0 \\ \alpha_{x_2x_1} & 0 \end{pmatrix}, \quad A_{st} = \begin{pmatrix} 0 \\ \alpha_{s_2t} \end{pmatrix}, \quad A_{sx} = \begin{pmatrix} \alpha_{s_1x_1} & 0 \\ 0 & \alpha_{s_2x_2} \end{pmatrix}, \quad A_{ss} = \begin{pmatrix} 0 & 0 \\ \alpha_{s_2s_1} & 0 \end{pmatrix}.$$

2.2 Total Effects, Means and Variances

For a given structural equation model, the total effect from a variable $V_1 \in \mathbf{V}$ to a variable $V_2 \in \mathbf{V}$ which is one of the descendants of V_1 is defined as the change in V_2 that is produced when V_1 is increased by 1 and all error terms are fixed to 0. Therefore the total effect from V_1 to V_2 is equal to the derivative of V_2 with respect to V_1 for the structural equations eliminating all error terms. The direct effect from V_1 to V_2 is defined as the path coefficient from V_1 to V_2 and it coincide with the partial derivative of V_2 with respect to V_1 . The indirect effect from V_1 to V_2 is defined as the total effect minus the direct effect. For the precise and general definitions of the terms such as direct, indirect and total effects, see Bollen (1987), Bollen (1989), Sobel (1990) and Pearl (2009). Let us consider the following example.

Example 2. In Example 1, the total effect from T to S_2 is calculated as follows.

We obtain the following equations by eliminating all error terms in structural equations in Example 1.

$$\begin{aligned} T &= \mu_{t;\text{pa}(t)} \\ X_1 &= \mu_{x_1;\text{pa}(x_1)} + \alpha_{x_1 t} T \\ X_2 &= \mu_{x_2;\text{pa}(x_2)} + \alpha_{x_2 t} T + \alpha_{x_2 x_1} X_1 \\ S_1 &= \mu_{s_1;\text{pa}(s_1)} + \alpha_{s_1 x_1} X_1 \\ S_2 &= \mu_{s_2;\text{pa}(s_2)} + \alpha_{s_2 t} T + \alpha_{s_2 x_2} X_2 + \alpha_{s_2 s_1} S_1 \end{aligned}$$

From the above equations, we obtain the following relation between S_2 and T when all error terms are fixed to 0.

$$\begin{aligned} S_2 &= \mu_{s_2;\text{pa}(s_2)} + \alpha_{s_2 t} T + \alpha_{s_2 x_2} X_2 + \alpha_{s_2 s_1} S_1 \\ &= \mu_{s_2;\text{pa}(s_2)} + \alpha_{s_2 t} T + \alpha_{s_2 x_2} (\mu_{x_2;\text{pa}(x_2)} + \alpha_{x_2 t} T + \alpha_{x_2 x_1} X_1) + \alpha_{s_2 s_1} (\mu_{s_1;\text{pa}(s_1)} + \alpha_{s_1 x_1} X_1) \\ &= \mu_{s_2;\text{pa}(s_2)} + \alpha_{s_2 x_2} \mu_{x_2;\text{pa}(x_2)} + \alpha_{s_2 s_1} \mu_{s_1;\text{pa}(s_1)} + (\alpha_{s_2 x_2} \alpha_{x_2 x_1} + \alpha_{s_2 s_1} \alpha_{s_1 x_1}) \mu_{x_1;\text{pa}(x_1)} \\ &\quad + (\alpha_{s_2 t} + \alpha_{s_2 s_1} \alpha_{s_1 x_1} \alpha_{x_1 t} + \alpha_{s_2 x_2} \alpha_{x_2 x_1} \alpha_{x_1 t} + \alpha_{s_2 x_2} \alpha_{x_2 t}) T \end{aligned}$$

Therefore the total effect from T to S_2 is equal to $\alpha_{s_2 t} + \alpha_{s_2 s_1} \alpha_{s_1 x_1} \alpha_{x_1 t} + \alpha_{s_2 x_2} \alpha_{x_2 x_1} \alpha_{x_1 t} + \alpha_{s_2 x_2} \alpha_{x_2 t}$. The total effect can be decomposed into direct and indirect effects. First, the direct effect is $\alpha_{s_2 t}$ which is the path coefficient of $T \rightarrow S_2$. The remainder $\alpha_{s_2 s_1} \alpha_{s_1 x_1} \alpha_{x_1 t} + \alpha_{s_2 x_2} \alpha_{x_2 x_1} \alpha_{x_1 t} + \alpha_{s_2 x_2} \alpha_{x_2 t}$ is the indirect effect and the terms $\alpha_{s_2 s_1} \alpha_{s_1 x_1} \alpha_{x_1 t}$, $\alpha_{s_2 x_2} \alpha_{x_2 x_1} \alpha_{x_1 t}$ and $\alpha_{s_2 x_2} \alpha_{x_2 t}$ correspond respectively to the effects of the paths $T \rightarrow X_1 \rightarrow S_1 \rightarrow S_2$, $T \rightarrow X_1 \rightarrow X_2 \rightarrow S_2$ and $T \rightarrow X_2 \rightarrow S_2$ from the front. \square

Let us denote the total effect from $V_1 \in \mathbf{V}$ to $V_2 \in \mathbf{V}$ by $\tau_{v_2 v_1}$. Furthermore, let us denote the matrix of the total effects from $U \subset \mathbf{V}$ to $W \subset \mathbf{V}$ by τ_{wu} where $U \cap W = \emptyset$ and (i, j) -element of τ_{wu} is the total effect from $U_j \in U$ to $W_i \in W$.

Proposition 1. (Bollen (1987), Sobel (1990)) *Assume that the structural equations for \mathbf{V} are written in the equation $\mathbf{V} = \boldsymbol{\mu}_{v;\text{pa}(v)} + A_{vv} \mathbf{V} + \boldsymbol{\epsilon}_{v;\text{pa}(v)}$. Furthermore, we assume that $(I_{vv} - A_{vv})$ is invertible where I_{vv} is the identity matrix. Then the matrix of the total effect τ_{vv} is given by $\tau_{vv} = (I_{vv} - A_{vv})^{-1} A_{vv}$.*

Note that $(I_{vv} - \tau_{vv})^{-1}$ always exists in the model of (1). Intuitively, the elements of A_{vv} represents the direct effects and the elements of A_{vv}^2 represents the indirect effects through one variable. In the same way, the elements of A_{vv}^n can be considered as the indirect effects through $n - 1$ variable. Therefore, the total effect is equal to $A_{vv} + A_{vv}^2 + A_{vv}^3 + \dots = (I_{vv} - A_{vv})^{-1} A_{vv}$ and the above proposition holds.

In the next example, we treat a decomposition of a total effect and introduce some useful notations for the calculations of means and variances of \mathbf{V} which we will treat later in this section.

Example 3. Assume that six random variables T_1 , T_2 , X_1 , X_2 , S_1 and S_2 are generated by the following linear structural equations:

$$\begin{aligned} T_1 &= \mu_{t_1;\text{pa}(t_1)} + \epsilon_{t_1;\text{pa}(t_1)} \\ T_2 &= \mu_{t_2;\text{pa}(t_2)} + \alpha_{t_2 t_1} T_1 + \epsilon_{t_2;\text{pa}(t_2)} \\ X_1 &= \mu_{x_1;\text{pa}(x_1)} + \alpha_{x_1 t_1} T_1 + \epsilon_{x_1;\text{pa}(x_1)} \\ X_2 &= \mu_{x_2;\text{pa}(x_2)} + \alpha_{x_2 t_1} T_1 + \alpha_{x_2 t_2} T_2 + \alpha_{x_2 x_1} X_1 + \epsilon_{x_2;\text{pa}(x_2)} \\ S_1 &= \mu_{s_1;\text{pa}(s_1)} + \alpha_{s_1 t_1} T_1 + \alpha_{s_1 x_1} X_1 + \epsilon_{s_1;\text{pa}(s_1)} \\ S_2 &= \mu_{s_2;\text{pa}(s_2)} + \alpha_{s_2 t_1} T_1 + \alpha_{s_2 t_2} T_2 + \alpha_{s_2 x_1} X_1 + \alpha_{s_2 x_2} X_2 + \alpha_{s_2 s_1} S_1 + \epsilon_{s_2;\text{pa}(s_2)} \end{aligned}$$

The path diagram of the above linear structural equations is given in Figure 2. The above equations can be formulated in the form of (1) by letting $\mathbf{T} = \{T_1, T_2\}$, $\mathbf{X} = \{X_1, X_2\}$ and $\mathbf{S} = \{S_1, S_2\}$, where the matrices of the path coefficients are as follows:

$$\begin{aligned} A_{tt} &= \begin{pmatrix} 0 & 0 \\ \alpha_{t_2 t_1} & 0 \end{pmatrix}, \quad A_{xt} = \begin{pmatrix} \alpha_{x_1 t_1} & 0 \\ \alpha_{x_2 t_1} & \alpha_{x_2 t_2} \end{pmatrix}, \quad A_{xx} = \begin{pmatrix} 0 & 0 \\ \alpha_{x_2 x_1} & 0 \end{pmatrix} \\ A_{st} &= \begin{pmatrix} \alpha_{s_1 t_1} & 0 \\ \alpha_{s_2 t_1} & \alpha_{s_2 t_2} \end{pmatrix}, \quad A_{sx} = \begin{pmatrix} \alpha_{s_1 x_1} & 0 \\ \alpha_{s_2 x_1} & \alpha_{s_2 x_2} \end{pmatrix}, \quad A_{ss} = \begin{pmatrix} 0 & 0 \\ \alpha_{s_2 s_1} & 0 \end{pmatrix}. \end{aligned}$$

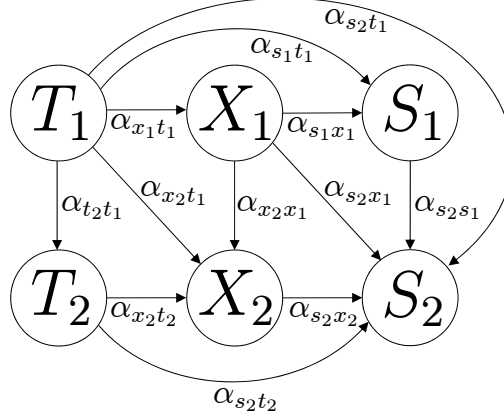


Figure 2: An example of path diagram with six variables

In this model, the total effect from T_1 to S_2 is calculated as follows:

$$\begin{aligned} \tau_{s_2t_1} = & \alpha_{s_2t_1} + \alpha_{s_2s_1}\alpha_{s_1t_1} + \alpha_{s_2t_2}\alpha_{t_2t_1} + \alpha_{s_2x_1}\alpha_{x_1t_1} + \alpha_{s_2x_1}\alpha_{x_1t_1} + \alpha_{x_2t_1}\alpha_{s_2x_2} \\ & + \alpha_{s_2x_2}\alpha_{x_2x_1}\alpha_{x_1t_1} + \alpha_{s_2s_1}\alpha_{s_1x_1}\alpha_{x_1t_1} + \alpha_{s_2x_2}\alpha_{x_2t_2}\alpha_{t_2t_1}. \end{aligned}$$

Furthermore, the total effect from T_1 to S_2 is decomposed into the following eight paths:

$$\begin{aligned} & T_1 \xrightarrow{\alpha_{s_2t_1}} S_2, \\ & T_1 \xrightarrow{\alpha_{s_1t_1}} S_1 \xrightarrow{\alpha_{s_2s_1}} S_2, \\ & T_1 \xrightarrow{\alpha_{t_2t_1}} T_2 \xrightarrow{\alpha_{s_2t_2}} S_2, \\ & T_1 \xrightarrow{\alpha_{x_1t_1}} X_1 \xrightarrow{\alpha_{s_2x_1}} S_2, \\ & T_1 \xrightarrow{\alpha_{x_2t_1}} X_2 \xrightarrow{\alpha_{s_2x_2}} S_2, \\ & T_1 \xrightarrow{\alpha_{x_1t_1}} X_1 \xrightarrow{\alpha_{x_2x_1}} X_2 \xrightarrow{\alpha_{s_2x_2}} S_2, \\ & T_1 \xrightarrow{\alpha_{x_1t_1}} X_1 \xrightarrow{\alpha_{s_1x_1}} S_1 \xrightarrow{\alpha_{s_2s_1}} S_2, \\ & T_1 \xrightarrow{\alpha_{t_2t_1}} T_2 \xrightarrow{\alpha_{x_2t_2}} X_2 \xrightarrow{\alpha_{s_2x_2}} S_2. \end{aligned} \tag{2}$$

In the above paths, only the first path $T_1 \xrightarrow{\alpha_{s_2t_1}} S_2$ represents the direct effect with the value of $\alpha_{s_2t_1}$ and the other paths represent indirect effects with the values of $\alpha_{s_2s_1}\alpha_{s_1t_1}$, $\alpha_{s_2t_2}\alpha_{t_2t_1}$, $\alpha_{s_2x_1}\alpha_{x_1t_1}$, $\alpha_{s_2x_1}\alpha_{x_1t_1}$, $\alpha_{x_2t_1}\alpha_{s_2x_2}$, $\alpha_{s_2x_2}\alpha_{x_2x_1}\alpha_{x_1t_1}$ and $\alpha_{s_2s_1}\alpha_{s_1x_1}\alpha_{x_1t_1}$, $\alpha_{s_2x_2}\alpha_{x_2t_2}\alpha_{t_2t_1}$ respectively.

Now, we decompose the total effect from T_1 to S_2 into the following two parts.

1. Let us denote by $\tau_{s_2t_1}(\mathbf{T} \rightarrow \mathbf{X} \rightarrow \mathbf{S})$ the total effect from T_1 to S_2 through \mathbf{X} . Because the last five paths in (2) go through X_1 and X_2 , we obtain

$$\begin{aligned} \tau_{s_2t_1}(\mathbf{T} \rightarrow \mathbf{X} \rightarrow \mathbf{S}) &= \alpha_{s_2x_1}\alpha_{x_1t_1} + \alpha_{s_2x_1}\alpha_{x_1t_1} + \alpha_{x_2t_1}\alpha_{s_2x_2} + \alpha_{s_2x_2}\alpha_{x_2x_1}\alpha_{x_1t_1} + \alpha_{s_2s_1}\alpha_{s_1x_1}\alpha_{x_1t_1} + \alpha_{s_2x_2}\alpha_{x_2t_2}\alpha_{t_2t_1}. \end{aligned}$$

This is equal to the total effect from T_1 to S_2 in the model of Figure 3.

2. Let us denote by $\tau_{s_2t_1}(\mathbf{T} \rightarrow \mathbf{S})$ the total effect from T_1 to S_2 when the effect of \mathbf{X} are removed. From the above decomposition, the first three paths in (2) do not go through X_1 and X_2 . Therefore, we obtain

$$\tau_{s_2t_1}(\mathbf{T} \rightarrow \mathbf{S}) = \alpha_{s_2t_1} + \alpha_{s_2s_1}\alpha_{s_1t_1} + \alpha_{s_2t_2}\alpha_{t_2t_1}.$$

This is equal to the total effect from T_1 to S_2 in the model of Figure 4.

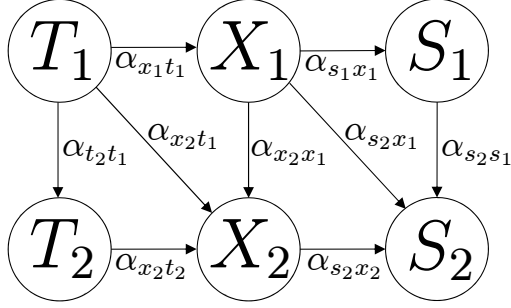


Figure 3: A path diagram when the direct paths from T to S are removed

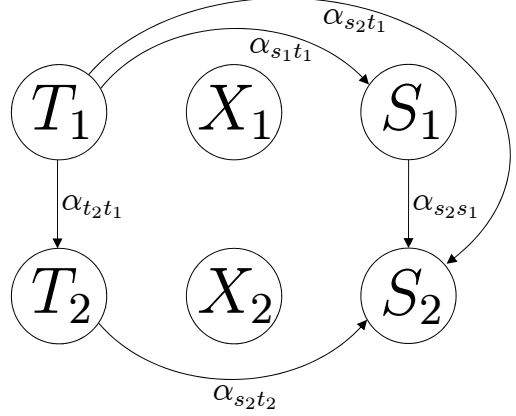


Figure 4: A path diagram when the paths through x are removed

Next, let us consider the following two matrices

$$\begin{aligned}\tau_{st}(\mathbf{T} \rightarrow \mathbf{X} \rightarrow \mathbf{S}) &\stackrel{\text{def.}}{=} (I_{ss} - A_{ss})^{-1} A_{sx} (I_{xx} - A_{xx})^{-1} A_{xt} (I_{tt} - A_{tt})^{-1}, \\ \tau_{st}(\mathbf{T} \rightarrow \mathbf{S}) &\stackrel{\text{def.}}{=} (I_{ss} - A_{ss})^{-1} A_{st} (I_{tt} - A_{tt})^{-1},\end{aligned}$$

where I_{tt}, I_{xx}, I_{ss} are the identity matrices. Then we obtain

$$\begin{aligned}\tau_{st}(\mathbf{T} \rightarrow \mathbf{X} \rightarrow \mathbf{S}) &= \begin{pmatrix} 1 & 0 \\ -\alpha_{s_2s_1} & 1 \end{pmatrix}^{-1} \begin{pmatrix} \alpha_{s_1x_1} & 0 \\ \alpha_{s_2x_1} & \alpha_{s_2x_2} \end{pmatrix} \begin{pmatrix} 1 & 0 \\ -\alpha_{x_2x_1} & 1 \end{pmatrix}^{-1} \begin{pmatrix} \alpha_{x_1t_1} & 0 \\ \alpha_{x_2t_1} & \alpha_{x_2t_2} \end{pmatrix} \begin{pmatrix} 1 & 0 \\ -\alpha_{t_2t_1} & 1 \end{pmatrix}^{-1} \\ &= \begin{pmatrix} 1 & 0 \\ \alpha_{s_2s_1} & 1 \end{pmatrix} \begin{pmatrix} \alpha_{s_1x_1} & 0 \\ \alpha_{s_2x_1} & \alpha_{s_2x_2} \end{pmatrix} \begin{pmatrix} 1 & 0 \\ \alpha_{x_2x_1} & 1 \end{pmatrix} \begin{pmatrix} \alpha_{x_1t_1} & 0 \\ \alpha_{x_2t_1} & \alpha_{x_2t_2} \end{pmatrix} \begin{pmatrix} 1 & 0 \\ \alpha_{t_2t_1} & 1 \end{pmatrix} \\ &= \begin{pmatrix} \alpha_{s_1x_1}\alpha_{x_1t_1} & 0 \\ \alpha_{s_2x_1}\alpha_{x_1t_1} + \alpha_{s_2x_1}\alpha_{x_1t_1} + \alpha_{x_2t_1}\alpha_{s_2x_2} & 0 \\ \alpha_{s_2x_2}\alpha_{x_2x_1}\alpha_{x_1t_1} + \alpha_{s_2s_1}\alpha_{s_1x_1}\alpha_{x_1t_1} + \alpha_{s_2x_2}\alpha_{x_2t_2}\alpha_{t_2t_1} & \alpha_{s_2x_2}\alpha_{x_2t_2} \end{pmatrix},\end{aligned}$$

and

$$\begin{aligned}\tau_{st}(\mathbf{T} \rightarrow \mathbf{S}) &= \begin{pmatrix} 1 & 0 \\ -\alpha_{s_2s_1} & 1 \end{pmatrix}^{-1} \begin{pmatrix} \alpha_{s_1t_1} & 0 \\ \alpha_{s_2t_1} & \alpha_{s_2t_2} \end{pmatrix} \begin{pmatrix} 1 & 0 \\ -\alpha_{t_2t_1} & 1 \end{pmatrix}^{-1} = \begin{pmatrix} 1 & 0 \\ \alpha_{s_2s_1} & 1 \end{pmatrix} \begin{pmatrix} \alpha_{s_1t_1} & 0 \\ \alpha_{s_2t_1} & \alpha_{s_2t_2} \end{pmatrix} \begin{pmatrix} 1 & 0 \\ \alpha_{t_2t_1} & 1 \end{pmatrix} \\ &= \begin{pmatrix} \alpha_{s_1t_1} & 0 \\ \alpha_{s_2t_1} + \alpha_{s_2s_1}\alpha_{s_1t_1} + \alpha_{s_2t_2}\alpha_{t_2t_1} & \alpha_{s_2t_2} \end{pmatrix}.\end{aligned}$$

Note that the $(2, 1)$ -elements of $\tau_{st}(\mathbf{T} \rightarrow \mathbf{X} \rightarrow \mathbf{S})$ and $\tau_{st}(\mathbf{T} \rightarrow \mathbf{S})$, which corresponds to (S_2, T_1) , are equivalent to $\tau_{s_2t_1}(\mathbf{T} \rightarrow \mathbf{X} \rightarrow \mathbf{S})$ and $\tau_{s_2t_1}(\mathbf{T} \rightarrow \mathbf{S})$. This equivalence can be justified as Theorem 1. \square

As in Example 3, we define the following two matrices for the model of (1).

$$\tau_{st}(\mathbf{T} \rightarrow \mathbf{X} \rightarrow \mathbf{S}) \stackrel{\text{def.}}{=} (I_{ss} - A_{ss})^{-1} A_{sx} (I_{xx} - A_{xx})^{-1} A_{xt} (I_{tt} - A_{tt})^{-1}, \quad (3)$$

$$\tau_{st}(\mathbf{T} \rightarrow \mathbf{S}) \stackrel{\text{def.}}{=} (I_{ss} - A_{ss})^{-1} A_{st} (I_{tt} - A_{tt})^{-1} \quad (4)$$

The next lemma can be shown by direct calculation.

Lemma 1. Let B be a square matrix which can be represented as follows:

$$B = \left(\begin{array}{c|c|c} B_{11} & O & O \\ \hline B_{21} & B_{22} & O \\ \hline B_{31} & B_{32} & B_{33} \end{array} \right),$$

where B_{11}, B_{22}, B_{33} are square matrices. If B_{11}, B_{22}, B_{33} are non-singular matrices, then the following equation holds for the inverse matrix of B .

$$\left(\begin{array}{c|c|c} B_{11} & O & O \\ \hline B_{21} & B_{22} & O \\ \hline B_{31} & B_{32} & B_{33} \end{array} \right)^{-1} = \left(\begin{array}{c|c|c} B_{11}^{-1} & O & O \\ \hline -B_{22}^{-1}B_{21}B_{11}^{-1} & B_{22}^{-1} & O \\ \hline B_{33}^{-1}B_{32}B_{22}^{-1}B_{21}B_{11}^{-1} - B_{33}^{-1}B_{31}B_{11}^{-1} & -B_{33}^{-1}B_{32}B_{22}^{-1} & B_{33}^{-1} \end{array} \right)$$

□

In the next theorem, we obtain the matrix representations of total effects from \mathbf{T} to \mathbf{X} , from \mathbf{X} to \mathbf{S} and from \mathbf{T} to \mathbf{S} , and justify the decomposition of the total effect which is treated in Example 3.

Theorem 1.

$$\tau_{xt} = \{(I - A)^{-1}A\}_{xt} = (I_{xx} - A_{xx})^{-1}A_{xt}(I_{tt} - A_{tt})^{-1}, \quad (5)$$

$$\tau_{sx} = \{(I - A)^{-1}A\}_{sx} = (I_{ss} - A_{ss})^{-1}A_{sx}(I_{xx} - A_{xx})^{-1}, \quad (6)$$

$$\begin{aligned} \tau_{st} &= \{(I - A)^{-1}A\}_{st} \\ &= (I_{ss} - A_{ss})^{-1}A_{sx}(I_{xx} - A_{xx})^{-1}A_{xt}(I_{tt} - A_{tt})^{-1} + (I_{ss} - A_{ss})^{-1}A_{st}(I_{tt} - A_{tt})^{-1} \\ &= \tau_{st}(\mathbf{T} \rightarrow \mathbf{X} \rightarrow \mathbf{S}) + \tau_{st}(\mathbf{T} \rightarrow \mathbf{S}) \end{aligned} \quad (7)$$

Proof: By letting $B_{11} = I_{tt} - A_{tt}$, $B_{21} = -A_{xt}$, $B_{22} = I_{xx} - A_{xx}$, $B_{31} = -A_{st}$, $B_{32} = -A_{sx}$, $B_{33} = I_{ss} - A_{ss}$ in Lemma 1, we obtain

$$(I - A)^{-1} = \left(\begin{array}{c|c|c} (I_{tt} - A_{tt})^{-1} & O & O \\ \hline (I_{xx} - A_{xx})^{-1}A_{xt}(I_{tt} - A_{tt})^{-1} & (I_{xx} - A_{xx})^{-1} & O \\ \hline A_{st}^* & (I_{ss} - A_{ss})^{-1}A_{sx}(I_{xx} - A_{xx})^{-1} & (I_{ss} - A_{ss})^{-1} \end{array} \right),$$

where

$$A_{st}^* = (I_{ss} - A_{ss})^{-1}A_{sx}(I_{xx} - A_{xx})^{-1}A_{xt}(I_{tt} - A_{tt})^{-1} + (I_{ss} - A_{ss})^{-1}A_{st}(I_{tt} - A_{tt})^{-1}.$$

By using the definitions of $\tau_{st}(\mathbf{T} \rightarrow \mathbf{X} \rightarrow \mathbf{S})$ and $\tau_{st}(\mathbf{T} \rightarrow \mathbf{S})$ in (3) and (4), and the identity $(I - C)^{-1}C + I = (I - C)^{-1}$ for non-singular matrix C , we obtain

$$(I - A)^{-1}A = \left(\begin{array}{c|c|c} (I_{tt} - A_{tt})^{-1}A_{tt} & O & O \\ \hline (I_{xx} - A_{xx})^{-1}A_{xt}(I_{tt} - A_{tt})^{-1} & (I_{xx} - A_{xx})^{-1}A_{xx} & O \\ \hline \tau_{st}(\mathbf{T} \rightarrow \mathbf{X} \rightarrow \mathbf{S}) + \tau_{st}(\mathbf{T} \rightarrow \mathbf{S}) & (I_{ss} - A_{ss})^{-1}A_{sx}(I_{xx} - A_{xx})^{-1} & (I_{ss} - A_{ss})^{-1}A_{ss} \end{array} \right).$$

Therefore, we obtain the matrix representations (5), (6) and (7), and the decomposition $\tau_{st} = \tau_{st}(\mathbf{T} \rightarrow \mathbf{X} \rightarrow \mathbf{S}) + \tau_{st}(\mathbf{T} \rightarrow \mathbf{S})$. □

Note that

$$\tau_{tt} = (I_{tt} - A_{tt})^{-1}A_{tt}, \tau_{xx} = (I_{xx} - A_{xx})^{-1}A_{xx}, \tau_{ss} = (I_{ss} - A_{ss})^{-1}A_{ss} \quad (9)$$

are also obtained from the proof of Theorem 1, and they are also obtained from Proposition 1. Furthermore, note that, for example, the matrix of total effects τ_{xt} needs both the premultiplication of $(I_{xx} - A_{xx})^{-1}$ and the postmultiplication of $(I_{tt} - A_{tt})^{-1}$. This is a thing that is different from the result of Proposition 1.

Next, we calculate the means of \mathbf{T} , \mathbf{X} and \mathbf{S} . From structural equation model (1), we obtain the following equations:

$$\begin{aligned} (I_{tt} - A_{tt})\mathbf{T} &= \boldsymbol{\mu}_{t;\text{pa}(t)} + \boldsymbol{\epsilon}_{t;\text{pa}(t)}, \\ (I_{xx} - A_{xx})\mathbf{X} &= \boldsymbol{\mu}_{x;\text{pa}(x)}A_{xt}\mathbf{T} + \boldsymbol{\epsilon}_{x;\text{pa}(x)}, \\ (I_{ss} - A_{ss})\mathbf{S} &= \boldsymbol{\mu}_{s;\text{pa}(s)} + A_{sx}\mathbf{X} + A_{st}\mathbf{T} + \boldsymbol{\epsilon}_{s;\text{pa}(s)}. \end{aligned}$$

By multiplying both sides of the above three equations by inverse of $(I_{tt} - A_{tt})$, $(I_{xx} - A_{xx})$ and $(I_{ss} - A_{ss})$ respectively, we obtain the following equations:

$$\mathbf{T} = (I_{tt} - A_{tt})^{-1} \boldsymbol{\mu}_{t;pa(t)} + (I_{tt} - A_{tt})^{-1} \boldsymbol{\epsilon}_{t;pa(t)}, \quad (10)$$

$$\mathbf{X} = (I_{xx} - A_{xx})^{-1} \boldsymbol{\mu}_{x;pa(x)} + (I_{xx} - A_{xx})^{-1} A_{xt} \mathbf{T} + (I_{xx} - A_{xx})^{-1} \boldsymbol{\epsilon}_{x;pa(x)}, \quad (11)$$

$$\mathbf{S} = (I_{ss} - A_{ss})^{-1} \boldsymbol{\mu}_{s;pa(s)} + (I_{ss} - A_{ss})^{-1} A_{st} \mathbf{T} + (I_{ss} - A_{ss})^{-1} A_{sx} \mathbf{X} + (I_{ss} - A_{ss})^{-1} \boldsymbol{\epsilon}_{s;pa(s)}. \quad (12)$$

By taking the means of both sides of (10), (11) and (12), we can compute the means of \mathbf{T} , \mathbf{X} and \mathbf{S} , and obtain the following proposition.

Proposition 2.

$$E[\mathbf{T}] = (\boldsymbol{\tau}_{tt} + I_{tt}) \boldsymbol{\mu}_{t;pa(t)}, \quad (13)$$

$$E[\mathbf{X}] = \boldsymbol{\tau}_{xt} \boldsymbol{\mu}_{t;pa(t)} + (\boldsymbol{\tau}_{xx} + I_{xx}) \boldsymbol{\mu}_{x;pa(x)}, \quad (14)$$

$$E[\mathbf{S}] = \boldsymbol{\tau}_{st} \boldsymbol{\mu}_{t;pa(t)} + \boldsymbol{\tau}_{sx} \boldsymbol{\mu}_{x;pa(x)} + (\boldsymbol{\tau}_{ss} + I_{ss}) \boldsymbol{\mu}_{s;pa(s)} \quad (15)$$

Proof: By taking the means of both sides of (10) and using (9), we obtain (13) as follows:

$$E[\mathbf{T}] = (I_{tt} - A_{tt})^{-1} \boldsymbol{\mu}_{t;pa(t)} = (I_{tt} - A_{tt})^{-1} \{A_{tt} + (I_{tt} - A_{tt})\} \boldsymbol{\mu}_{t;pa(t)} = (\boldsymbol{\tau}_{tt} + I_{tt}) \boldsymbol{\mu}_{t;pa(t)}.$$

Next, by substituting (10) into (11) and taking the means, we obtain (14) as follows:

$$\begin{aligned} E[\mathbf{X}] &= (I_{xx} - A_{xx})^{-1} A_{xt} E[\mathbf{T}] + (I_{xx} - A_{xx})^{-1} \boldsymbol{\mu}_{x;pa(x)} \\ &= (I_{xx} - A_{xx})^{-1} A_{xt} (I_{tt} - A_{tt})^{-1} \boldsymbol{\mu}_{t;pa(t)} + (I_{xx} - A_{xx})^{-1} \boldsymbol{\mu}_{x;pa(x)} \\ &= \boldsymbol{\tau}_{xt} \boldsymbol{\mu}_{t;pa(t)} + (\boldsymbol{\tau}_{xx} + I_{xx}) \boldsymbol{\mu}_{x;pa(x)}, \end{aligned}$$

where we are using (5) and (9) in the third equality.

Finally, by substituting (10) and (11) into (12) and taking the means, we obtain (15) as follows:

$$\begin{aligned} E[\mathbf{S}] &= (I_{ss} - A_{ss})^{-1} A_{sx} \{ (I_{xx} - A_{xx})^{-1} A_{xt} (I_{tt} - A_{tt})^{-1} \boldsymbol{\mu}_{t;pa(t)} + (I_{xx} - A_{xx})^{-1} \boldsymbol{\mu}_{x;pa(x)} \} \\ &\quad + (I_{ss} - A_{ss})^{-1} A_{st} (I_{tt} - A_{tt})^{-1} \boldsymbol{\mu}_{t;pa(t)} + (I_{ss} - A_{ss})^{-1} \boldsymbol{\mu}_{s;pa(s)} \\ &= \{ \boldsymbol{\tau}_{st} (\mathbf{T} \rightarrow \mathbf{X} \rightarrow \mathbf{S}) + \boldsymbol{\tau}_{st} (\mathbf{T} \rightarrow \mathbf{S}) \} \boldsymbol{\mu}_{t;pa(t)} + \boldsymbol{\tau}_{sx} \boldsymbol{\mu}_{x;pa(x)} + (\boldsymbol{\tau}_{ss} + I_{ss}) \boldsymbol{\mu}_{s;pa(s)}, \\ &= \boldsymbol{\tau}_{st} \boldsymbol{\mu}_{t;pa(t)} + \boldsymbol{\tau}_{sx} \boldsymbol{\mu}_{x;pa(x)} + (\boldsymbol{\tau}_{ss} + I_{ss}) \boldsymbol{\mu}_{s;pa(s)}, \end{aligned}$$

where we are using (3), (4), (6) and (9) in the second equality and using (8) in the third equality. \square

The above proposition says that the means can be decomposed by means of the total effects. Almost the same things can be said about the variance matrix of \mathbf{T} , \mathbf{X} and \mathbf{S} .

Proposition 3. Assume that $\text{Cov}[\mathbf{T}, \boldsymbol{\epsilon}_{x;pa(x)}] = \text{Cov}[\mathbf{T}, \boldsymbol{\epsilon}_{s;pa(s)}] = \text{Cov}[\mathbf{X}, \boldsymbol{\epsilon}_{s;pa(s)}] = O$.

$$V[\mathbf{T}] = (\boldsymbol{\tau}_{tt} + I_{tt}) \Sigma_{tt;pa(t)} (\boldsymbol{\tau}_{tt} + I_{tt})^T, \quad (16)$$

$$V[\mathbf{X}] = \boldsymbol{\tau}_{xt} \Sigma_{tt;pa(t)} \boldsymbol{\tau}_{xt}^T + (\boldsymbol{\tau}_{xx} + I_{xx}) \Sigma_{xx;pa(x)} (\boldsymbol{\tau}_{xx} + I_{xx})^T, \quad (17)$$

$$V[\mathbf{S}] = \boldsymbol{\tau}_{st} \Sigma_{tt;pa(t)} \boldsymbol{\tau}_{st}^T + \boldsymbol{\tau}_{sx} \Sigma_{xx;pa(x)} \boldsymbol{\tau}_{sx}^T + (\boldsymbol{\tau}_{ss} + I_{ss}) \Sigma_{ss;pa(s)} (\boldsymbol{\tau}_{ss} + I_{ss})^T \quad (18)$$

Proof:

From (10), we obtain (16) as follows:

$$\begin{aligned} V[\mathbf{T}] &= (I_{tt} - A_{tt})^{-1} V[\boldsymbol{\epsilon}_{t;pa(t)}] (I_{tt} - A_{tt})^{-T} \\ &= (I_{tt} - A_{tt})^{-1} \{A_{tt} + (I_{tt} - A_{tt})\} V[\boldsymbol{\epsilon}_{t;pa(t)}] \{A_{tt} + (I_{tt} - A_{tt})\}^T (I_{tt} - A_{tt})^{-T} \\ &= (\boldsymbol{\tau}_{tt} + I_{tt}) \Sigma_{tt;pa(t)} (\boldsymbol{\tau}_{tt} + I_{tt})^T \end{aligned} \quad (19)$$

where we are using (9) and $V[\boldsymbol{\epsilon}_{t;pa(t)}] = \Sigma_{tt;pa(t)}$ in the third equality.

Next, from (10), (11), (19) and the assumption $\text{Cov}[\mathbf{T}, \boldsymbol{\epsilon}_{x;\text{pa}(x)}] = O$, we obtain (17) as follows:

$$\begin{aligned}
V[\mathbf{X}] &= (I_{xx} - A_{xx})^{-1} A_{xt} V[\mathbf{T}] A_{xt}^T (I_{xx} - A_{xx})^{-T} + (I_{xx} - A_{xx})^{-1} V[\boldsymbol{\epsilon}_{x;\text{pa}(x)}] (I_{xx} - A_{xx})^{-T} \\
&= \{(I_{xx} - A_{xx})^{-1} A_{xt} (I_{tt} - A_{tt})^{-1}\} V[\boldsymbol{\epsilon}_{t;\text{pa}(t)}] \{(I_{xx} - A_{xx})^{-1} A_{xt} (I_{tt} - A_{tt})^{-1}\}^T \\
&\quad + (I_{xx} - A_{xx})^{-1} V[\boldsymbol{\epsilon}_{x;\text{pa}(x)}] (I_{xx} - A_{xx})^{-T} \\
&= \boldsymbol{\tau}_{xt} \Sigma_{tt;\text{pa}(t)} \boldsymbol{\tau}_{xt}^T + (\boldsymbol{\tau}_{xx} + I_{xx}) \Sigma_{xx;\text{pa}(x)} (\boldsymbol{\tau}_{xx} + I_{xx})^T,
\end{aligned} \tag{20}$$

where we are using (5), (9) and $V[\boldsymbol{\epsilon}_{x;\text{pa}(x)}] = \Sigma_{xx;\text{pa}(x)}$ in the third equality.

Finally, from the assumption $\text{Cov}[\mathbf{T}, \boldsymbol{\epsilon}_{s;\text{pa}(s)}] = \text{Cov}[\mathbf{X}, \boldsymbol{\epsilon}_{s;\text{pa}(s)}] = O$, we have

$$\begin{aligned}
V[\mathbf{S}] &= (I_{ss} - A_{ss})^{-1} A_{st} V[\mathbf{T}] A_{st}^T (I_{ss} - A_{ss})^{-T} \\
&\quad + (I_{ss} - A_{ss})^{-1} A_{st} \text{Cov}[\mathbf{T}, \mathbf{X}] A_{sx}^T (I_{ss} - A_{ss})^{-T} + (I_{ss} - A_{ss})^{-1} A_{sx} \text{Cov}[\mathbf{X}, \mathbf{T}] A_{st}^T (I_{ss} - A_{ss})^{-T} \\
&\quad + (I_{ss} - A_{ss})^{-1} A_{sx} V[\mathbf{X}] A_{sx}^T (I_{ss} - A_{ss})^{-T} \\
&\quad + (I_{ss} - A_{ss})^{-1} V[\boldsymbol{\epsilon}_{s;\text{pa}(s)}] (I_{ss} - A_{ss})^{-T}.
\end{aligned} \tag{21}$$

Now, from (10) and (11), $\text{Cov}[\mathbf{T}, \mathbf{X}]^T = \text{Cov}[\mathbf{X}, \mathbf{T}]$ can be calculated as follows:

$$\begin{aligned}
\text{Cov}[\mathbf{X}, \mathbf{T}] &= (I_{xx} - A_{xx})^{-1} A_{xt} V[\mathbf{T}] = (I_{xx} - A_{xx})^{-1} A_{xt} (I_{tt} - A_{tt}) V[\boldsymbol{\epsilon}_{t;\text{pa}(t)}] \\
&= \boldsymbol{\tau}_{xt} \Sigma_{tt;\text{pa}(t)}
\end{aligned} \tag{22}$$

Therefore, by substituting (19), (20) and (22) into (21), we obtain (18) as follows:

$$\begin{aligned}
V[\mathbf{S}] &= \{(I_{ss} - A_{ss})^{-1} A_{st} (I_{tt} - A_{tt})^{-1}\} V[\boldsymbol{\epsilon}_{t;\text{pa}(t)}] \{(I_{ss} - A_{ss})^{-1} A_{st} (I_{tt} - A_{tt})^{-1}\}^T \\
&\quad + \{(I_{ss} - A_{ss})^{-1} A_{sx} (I_{xx} - A_{xx})^{-1} A_{xt} (I_{tt} - A_{tt})\} V[\boldsymbol{\epsilon}_{t;\text{pa}(t)}] \{(I_{ss} - A_{ss})^{-1} A_{st} (I_{tt} - A_{tt})^{-1}\}^T \\
&\quad + \{(I_{ss} - A_{ss})^{-1} A_{st} (I_{tt} - A_{tt})^{-1}\} V[\boldsymbol{\epsilon}_{t;\text{pa}(t)}] \{(I_{ss} - A_{ss})^{-1} A_{sx} (I_{xx} - A_{xx})^{-1} A_{xt} (I_{tt} - A_{tt})\}^T \\
&\quad + \{(I_{ss} - A_{ss})^{-1} A_{sx} (I_{xx} - A_{xx})^{-1} A_{st} (I_{tt} - A_{tt})^{-1}\} V[\boldsymbol{\epsilon}_{t;\text{pa}(t)}] \{(I_{ss} - A_{ss})^{-1} A_{sx} (I_{xx} - A_{xx})^{-1} A_{st} (I_{tt} - A_{tt})^{-1}\}^T \\
&\quad + \{(I_{ss} - A_{ss})^{-1} A_{sx} (I_{xx} - A_{xx})^{-1}\} V[\boldsymbol{\epsilon}_{x;\text{pa}(x)}] \{(I_{ss} - A_{ss})^{-1} A_{sx} (I_{xx} - A_{xx})^{-1}\}^T \\
&\quad + (I_{ss} - A_{ss})^{-1} V[\boldsymbol{\epsilon}_{s;\text{pa}(s)}] (I_{ss} - A_{ss})^{-T} \\
&= \boldsymbol{\tau}_{st} (\mathbf{T} \rightarrow \mathbf{S}) \Sigma_{tt;\text{pa}(t)} \boldsymbol{\tau}_{st}^T (\mathbf{T} \rightarrow \mathbf{S})^T \\
&\quad + \boldsymbol{\tau}_{sx} (\mathbf{T} \rightarrow \mathbf{X} \rightarrow \mathbf{S}) \Sigma_{tt;\text{pa}(t)} \boldsymbol{\tau}_{st}^T (\mathbf{T} \rightarrow \mathbf{S})^T + \boldsymbol{\tau}_{st} (\mathbf{T} \rightarrow \mathbf{S}) \Sigma_{tt;\text{pa}(t)} \boldsymbol{\tau}_{sx} (\mathbf{T} \rightarrow \mathbf{X} \rightarrow \mathbf{S})^T \\
&\quad + \boldsymbol{\tau}_{st} (\mathbf{T} \rightarrow \mathbf{X} \rightarrow \mathbf{S}) \Sigma_{tt;\text{pa}(t)} \boldsymbol{\tau}_{st}^T (\mathbf{T} \rightarrow \mathbf{X} \rightarrow \mathbf{S})^T \\
&\quad + \boldsymbol{\tau}_{sx} \Sigma_{xx;\text{pa}(x)} \boldsymbol{\tau}_{sx}^T \\
&\quad + (\boldsymbol{\tau}_{ss} + I_{ss}) \Sigma_{ss;\text{pa}(s)} (\boldsymbol{\tau}_{ss} + I_{ss})^T \\
&= \boldsymbol{\tau}_{st} \Sigma_{tt;\text{pa}(t)} \boldsymbol{\tau}_{st}^T + \boldsymbol{\tau}_{sx} \Sigma_{xx;\text{pa}(x)} \boldsymbol{\tau}_{sx}^T + (\boldsymbol{\tau}_{ss} + I_{ss}) \Sigma_{ss;\text{pa}(s)} (\boldsymbol{\tau}_{ss} + I_{ss})^T
\end{aligned}$$

where we are using (3), (4), (5), (6), (9), $V[\boldsymbol{\epsilon}_{t;\text{pa}(t)}] = \Sigma_{tt;\text{pa}(t)}$, $V[\boldsymbol{\epsilon}_{x;\text{pa}(x)}] = \Sigma_{xx;\text{pa}(x)}$ and $V[\boldsymbol{\epsilon}_{s;\text{pa}(s)}] = \Sigma_{ss;\text{pa}(s)}$ in the second equality, and (8) in the third equality. \square

In the following, we only consider the case where the assumption of Proposition 3 holds, i.e. $\text{Cov}[\mathbf{T}, \boldsymbol{\epsilon}_{x;\text{pa}(x)}] = \text{Cov}[\mathbf{T}, \boldsymbol{\epsilon}_{s;\text{pa}(s)}] = \text{Cov}[\mathbf{X}, \boldsymbol{\epsilon}_{s;\text{pa}(s)}] = O$.

2.3 Interventions to Structural Equation Models

An intervention to a structural equation model means changing the structure of the structural equation model. Throughout this paper, we consider only the interventions to the structures between \mathbf{T} and \mathbf{X} in the model of (1), (for more general case of intervention, see Pearl (2009)). In this case, only the elements of \mathbf{X} are directly affected by the interventions and are called treatment variables. Of course, the elements of \mathbf{S} are also affected indirectly by the interventions. The elements of \mathbf{T} are called covariates and the elements of \mathbf{S} are called output variables. The effects caused by the intervention are called intervention effects. For example, the changes on the means of the output variables \mathbf{S} after the intervention are intervention effects.

Assume that $\boldsymbol{\mu}_{x;\text{pa}(x)}$, A_{xt} and $\boldsymbol{\epsilon}_{x;\text{pa}(x)}$ in (1) are changed into $\tilde{\boldsymbol{\mu}}_{x;\text{pa}(x)}$, \tilde{A}_{xt} and $\tilde{\boldsymbol{\epsilon}}_{x;\text{pa}(x)}$, respectively, by the interventions, where $\tilde{\boldsymbol{\epsilon}}_{x;\text{pa}(x)}$ is the error term that their means are all zero values and the variance

matrix is $\tilde{\Sigma}_{xx;\text{pa}(x)}$. Furthermore, we assume that the assumption of Proposition 3 again holds after the intervention, i.e. $\text{Cov}[\mathbf{T}, \tilde{\epsilon}_{x;\text{pa}(x)}] = \text{Cov}[\mathbf{T}, \epsilon_{s;\text{pa}(s)}] = \text{Cov}[\mathbf{X}, \epsilon_{s;\text{pa}(s)}] = O$. Then the structural equation for \mathbf{X} is changed from

$$\mathbf{X} = \boldsymbol{\mu}_{x;\text{pa}(x)} + A_{xx}\mathbf{X} + A_{xt}\mathbf{T} + \epsilon_{x;\text{pa}(x)}$$

to

$$\mathbf{X} = \tilde{\boldsymbol{\mu}}_{x;\text{pa}(x)} + A_{xx}\mathbf{X} + \tilde{A}_{xt}\mathbf{T} + \tilde{\epsilon}_{x;\text{pa}(x)}. \quad (23)$$

Let us define the following matrices.

$$\tilde{\tau}_{st}(\mathbf{T} \rightarrow \mathbf{X} \rightarrow \mathbf{S}) \stackrel{\text{def.}}{=} (I_{ss} - A_{ss})^{-1} A_{sx} (I_{xx} - A_{xx})^{-1} \tilde{A}_{xt} (I_{tt} - A_{tt})^{-1}, \quad (24)$$

$$\tilde{\tau}_{st} \stackrel{\text{def.}}{=} \tilde{\tau}_{st}(\mathbf{T} \rightarrow \mathbf{X} \rightarrow \mathbf{S}) + \tau_{st}(\mathbf{T} \rightarrow \mathbf{S}) \quad (25)$$

The elements of $\tilde{\tau}_{st}$ are the total effects from \mathbf{T} to \mathbf{S} after the intervention of (23). Note that $\tau_{st}(\mathbf{T} \rightarrow \mathbf{S})$ does not change after the intervention of (23).

Let us denote by $\tilde{\mathbb{E}}[\mathbf{S}]$ and $\tilde{\mathbb{V}}[\mathbf{S}]$ the means and the variances of \mathbf{S} after the intervention of (23). Then the following corollary holds immediately from Proposition 2 and 3.

Corollary 1. *After the intervention of (23), the mean vector of \mathbf{S} is given by*

$$\tilde{\mathbb{E}}[\mathbf{S}] = \tilde{\tau}_{st}\boldsymbol{\mu}_{t;\text{pa}(t)} + \tau_{sx}\tilde{\boldsymbol{\mu}}_{x;\text{pa}(x)} + (\tau_{ss} + I_{ss})\boldsymbol{\mu}_{t;\text{pa}(t)}.$$

Furthermore, assume that $\text{Cov}[\mathbf{T}, \epsilon_{x;\text{pa}(x)}] = \text{Cov}[\mathbf{T}, \epsilon_{s;\text{pa}(s)}] = \text{Cov}[\mathbf{X}, \epsilon_{s;\text{pa}(s)}] = O$, then the variance matrix of \mathbf{S} after the intervention of (23) is given by

$$\tilde{\mathbb{V}}[\mathbf{S}] = \tilde{\tau}_{st}\Sigma_{tt;\text{pa}(t)}\tilde{\tau}_{st}^T + \tau_{sx}\tilde{\Sigma}_{xx;\text{pa}(x)}\tau_{sx}^T + (\tau_{ss} + I_{ss})\Sigma_{ss;\text{pa}(s)}(\tau_{ss} + I_{ss})^T. \quad (26)$$

In the following sections, we treat only the intervention by which the error term of \mathbf{X} does not change i.e. $\tilde{\Sigma}_{xx;\text{pa}(x)} = \Sigma_{xx;\text{pa}(x)}$.

3 Application of Mathematical Optimization Procedures to Intervention Effects

In Section 3.1, we first consider the intervention to the path coefficients $\tilde{\tau}_{st}$ to reduce the variances of the output variables. Next, in Section 3.2, we treat the intervention to the means $\tilde{\boldsymbol{\mu}}_{x;\text{pa}(x)}$ to adjust the mean values of output variables.

3.1 Application of Mathematical Optimization Procedures to Intervention Effects for Variances

For a given structural equation model, it often happens that it is necessary to intervene the model to reduce the variances of the output variables. In structural equation models, this can be done by changing the value of the path coefficients $\tilde{\tau}_{st}$ by intervention. In this section, we show that an algorithm to obtain the intervention method which minimizes the weighted sum of the variances can be formulated as a convex quadratic programming. This formulation allows us to impose the boundary conditions for the interventions, so that we can find the practical solutions.

Let us denote by \mathbf{Y} the elements of interest in \mathbf{S} , by n_y the dimension of \mathbf{Y} , and by Y_i the i -th element of \mathbf{Y} . The variance of Y_i , which we denote by $\tilde{\mathbb{V}}[Y_i]$, is the diagonal element of $\tilde{\mathbb{V}}[\mathbf{S}]$ in relation to Y_i . Then the minimization of the weighted sum of the variances of \mathbf{Y} , under the constraint that \tilde{A}_{xt} have upper and lower bounds can be formulated as follows:

$$\min_{\tilde{A}_{xt}} \sum_{i=1}^{n_y} \kappa_i \tilde{\mathbb{V}}[Y_i] \quad (27)$$

$$\text{s.t. } A_L \leq \tilde{A}_{xt} \leq A_U. \quad (28)$$

where $\kappa_1, \dots, \kappa_{n_y}$ are the weights, and A_L and A_U are the matrices, the elements of which are the lower and upper bounds for \tilde{A}_{xt} . We assume that these values are determined appropriately in advance.

Now we formulate the above problem as a convex quadratic programming.

At first, we neglect the terms $\tau_{sx}\tilde{\Sigma}_{xx;\text{pa}(x)}\tau_{sx}^T + (\tau_{ss} + I_{ss})\Sigma_{ss;\text{pa}(s)}(\tau_{ss} + I_{ss})^T$ in the variance matrix of (26), because they are not changed by changing \tilde{A}_{xt} . Let us define the following function:

$$\begin{aligned} f_{y_i}(\tilde{A}_{xt}) &\stackrel{\text{def.}}{=} \tilde{\tau}_{y_it}\Sigma_{tt;\text{pa}(t)}\tilde{\tau}_{y_it}^T \\ &= \{\tilde{\tau}_{y_it}(\mathbf{T} \rightarrow \mathbf{X} \rightarrow \mathbf{S}) + \tau_{y_it}(\mathbf{T} \rightarrow \mathbf{S})\}\Sigma_{tt;\text{pa}(t)}\{\tilde{\tau}_{y_it}(\mathbf{T} \rightarrow \mathbf{X} \rightarrow \mathbf{S}) + \tau_{y_it}(\mathbf{T} \rightarrow \mathbf{S})\}^T, \end{aligned} \quad (29)$$

where $\tilde{\tau}_{y_it}(\mathbf{T} \rightarrow \mathbf{X} \rightarrow \mathbf{S})$ and $\tau_{y_it}(\mathbf{T} \rightarrow \mathbf{S})$ are the row vectors of $\tilde{\tau}_{st}(\mathbf{T} \rightarrow \mathbf{X} \rightarrow \mathbf{S})$ and $\tau_{st}(\mathbf{T} \rightarrow \mathbf{S})$ in relation to Y_i . Then the minimization of the objective function in (27) is equivalent to

$$\min_{\tilde{A}_{xt}} \sum_{i=1}^{n_y} \kappa_i f_{y_i}(\tilde{A}_{xt}).$$

Remember that the definition of $\tilde{\tau}_{st}(\mathbf{T} \rightarrow \mathbf{X} \rightarrow \mathbf{S})$ is $\tilde{\tau}_{st}(\mathbf{T} \rightarrow \mathbf{X} \rightarrow \mathbf{S}) = (I_{ss} - A_{ss})^{-1}A_{sx}(I_{xx} - A_{xx})^{-1}\tilde{A}_{xt}(I_{tt} - A_{tt})^{-1}$ in (24). By using vec operator, Kronecker product \otimes and (36) (see Appendix A.1), the column vector $\tilde{\tau}_{y_it}$ in (29) can be formulated as follows:

$$\begin{aligned} \tilde{\tau}_{y_it}^T &= \{\tilde{\tau}_{y_it}(\mathbf{T} \rightarrow \mathbf{X} \rightarrow \mathbf{S}) + \tau_{y_it}(\mathbf{T} \rightarrow \mathbf{S})\}^T \\ &= \left\{[(I_{ss} - A_{ss})^{-1}]_{y_is}A_{sx}(I_{xx} - A_{xx})^{-1}\tilde{A}_{xt}(I_{tt} - A_{tt})^{-1}\right\}^T + \tau_{y_it}(\mathbf{T} \rightarrow \mathbf{S})^T \\ &= \text{vec}\left([(I_{ss} - A_{ss})^{-1}]_{y_is}A_{sx}(I_{xx} - A_{xx})^{-1}\tilde{A}_{xt}(I_{tt} - A_{tt})^{-1}\right) + \tau_{y_it}(\mathbf{T} \rightarrow \mathbf{S})^T \\ &= \left[\{(I_{tt} - A_{tt})^{-1}\}^T \otimes \{[(I_{ss} - A_{ss})^{-1}]_{y_is}A_{sx}(I_{xx} - A_{xx})^{-1}\}\right] \text{vec}(\tilde{A}_{xt}) + \tau_{y_it}(\mathbf{T} \rightarrow \mathbf{S})^T, \\ &= \left[\{(I_{tt} - A_{tt})^{-1}\}^T \otimes \tau_{y_ix}\right] \text{vec}(\tilde{A}_{xt}) + \tau_{y_it}(\mathbf{T} \rightarrow \mathbf{S})^T, \end{aligned} \quad (30)$$

where $[(I_{ss} - A_{ss})^{-1}]_{y_is}$ is the row vector of $(I_{ss} - A_{ss})^{-1}$ in relation to Y_i and τ_{y_ix} is the total effect from X to Y_i (see (6) of Theorem 1). Let us define the following matrices and column vectors:

$$\begin{aligned} Q_i &\stackrel{\text{def.}}{=} \{(I_{tt} - A_{tt})^{-1}\}^T \otimes \tau_{y_ix} \\ &= \{(I_{tt} - A_{tt})^{-1}\}^T \otimes \{[(I_{ss} - A_{ss})^{-1}]_{y_is}A_{sx}(I_{xx} - A_{xx})^{-1}\}, \quad (i = 1, \dots, n_y), \\ \gamma &\stackrel{\text{def.}}{=} \text{vec}(\tilde{A}_{xt}), \\ \mathbf{r}_i &\stackrel{\text{def.}}{=} \tau_{y_it}(\mathbf{T} \rightarrow \mathbf{S})^T = \{[(I_{ss} - A_{ss})^{-1}]_{y_is}A_{st}(I_{tt} - A_{tt})^{-1}\}^T, \quad (i = 1, \dots, n_y). \end{aligned}$$

By using these definitions and (30), the column vector $\tilde{\tau}_{y_it}$ in (29) can be represented as follows:

$$\tilde{\tau}_{y_it}^T = Q_i\gamma + \mathbf{r}_i. \quad (31)$$

Hence, we obtain

$$f_{y_i}(\tilde{A}_{xt}) = (Q_i\gamma + \mathbf{r}_i)^T \Sigma_{tt;\text{pa}(t)} (Q_i\gamma + \mathbf{r}_i) = \gamma^T (Q_i^T \Sigma_{tt;\text{pa}(t)} Q_i) \gamma + (2\mathbf{r}_i^T \Sigma_{tt;\text{pa}(t)} Q_i) \gamma + \mathbf{r}_i^T \Sigma_{tt;\text{pa}(t)} \mathbf{r}_i,$$

and

$$\sum_{i=1}^{n_y} \kappa_i f_{y_i}(\tilde{A}_{xt}) = \gamma^T \left(\sum_{i=1}^{n_y} \kappa_i Q_i^T \Sigma_{tt;\text{pa}(t)} Q_i \right) \gamma + \left(\sum_{i=1}^{n_y} 2\kappa_i \mathbf{r}_i^T \Sigma_{tt;\text{pa}(t)} Q_i \right) \gamma + \sum_{i=1}^{n_y} \kappa_i \mathbf{r}_i^T \Sigma_{tt;\text{pa}(t)} \mathbf{r}_i$$

Note that the third term in the right-hand side of the above equation is constant with respect to γ and negligible in the minimization problem of (27). Therefore, the minimization problem of (27) under the

constraint of (28) can be represented as the following convex quadratic programming:

$$\begin{aligned} \min_{\gamma} \quad & \gamma^T \left(\sum_{i=1}^{n_y} \kappa_i Q_i^T \Sigma_{tt;pa(t)} Q_i \right) \gamma + \left(\sum_{i=1}^{n_y} 2\kappa_i \mathbf{r}_i^T \Sigma_{tt;pa(t)} Q_i \right) \gamma \\ \text{s.t.} \quad & \boldsymbol{\alpha}_L \leq \gamma \leq \boldsymbol{\alpha}_U. \end{aligned} \quad (32)$$

where $\boldsymbol{\alpha}_L \stackrel{\text{def.}}{=} \text{vec}(A_L)$ and $\boldsymbol{\alpha}_U \stackrel{\text{def.}}{=} \text{vec}(A_U)$.

The Karush-Kuhn-Tucker (KKT) conditions of the problem of (32) are given as follows:

$$\begin{aligned} \left(\sum_{i=1}^{n_y} 2\kappa_i Q_i^T \Sigma_{tt;pa(t)} Q_i \right) \gamma + \left(\sum_{i=1}^{n_y} 2\kappa_i \mathbf{r}_i^T \Sigma_{tt;pa(t)} Q_i \right)^T - \phi_L + \phi_U &= \mathbf{0}, \\ \phi_L^T &\geq \mathbf{0}, \quad \phi_U^T \geq \mathbf{0}, \\ -\gamma + \boldsymbol{\alpha}_L &\leq \mathbf{0}, \quad \gamma - \boldsymbol{\alpha}_U \leq \mathbf{0}, \\ \phi_L^T(-\gamma + \boldsymbol{\alpha}_L) &= 0, \quad \phi_U^T(\gamma - \boldsymbol{\alpha}_U) = 0, \end{aligned}$$

where the elements of ϕ_L and ϕ_U are Lagrange multipliers (for more detail see Rockafellar (1996)). Assume that the constraints in (32) satisfy Slater's constraint qualification, i.e. $\boldsymbol{\alpha}_L < \boldsymbol{\alpha}_U$ holds. Then $\tilde{\gamma}$ is optimal if and only if there exist $\tilde{\phi}_L$ and $\tilde{\phi}_U$ which satisfy the above Karush-Kuhn-Tucker conditions for $\tilde{\gamma}$. Notice that even if $\{\boldsymbol{\alpha}_L\}_i = \{\boldsymbol{\alpha}_U\}_i$ holds for some i 's, the constraints in (32) satisfy Slater's constraint qualification by considering the inequality constraints as equality constraints.

Example 4. Let us consider the case where $\mathbf{Y} = \{Y_1\}$, $\boldsymbol{\tau}_{y_1x} = [(I_{ss} - A_{ss})^{-1}]_{y_1s} A_{sx} (I_{xx} - A_{xx})^{-1} \neq \mathbf{0}$, $\Sigma_{tt;pa(t)}$ is regular, and the constraint is not imposed on A_{xt} , i.e.

$$\phi_L = \mathbf{0}, \quad \phi_U = \mathbf{0}, \quad \boldsymbol{\alpha}_L \rightarrow -\infty, \quad \boldsymbol{\alpha}_U \rightarrow \infty.$$

Then the Karush-Kuhn-Tucker conditions in this case are given as follows:

$$\begin{aligned} (2Q_1^T \Sigma_{tt;pa(t)} Q_1) \gamma + (2\mathbf{r}_1^T \Sigma_{tt;pa(t)} Q_1)^T &= \mathbf{0} \\ \Leftrightarrow Q_1^T \Sigma_{tt;pa(t)} (Q_1 \gamma + \mathbf{r}_1) &= \mathbf{0} \\ \Leftrightarrow Q_1 \gamma + \mathbf{r}_1 &= \mathbf{0} \quad (Q_1 \text{ is regular from the assumption } \boldsymbol{\tau}_{y_1x} \neq \mathbf{0}) \\ \Leftrightarrow \tilde{\boldsymbol{\tau}}_{y_1t} &= \tilde{\boldsymbol{\tau}}_{y_1t}(\mathbf{T} \rightarrow \mathbf{X} \rightarrow \mathbf{S}) + \boldsymbol{\tau}_{y_1t}(\mathbf{T} \rightarrow \mathbf{S}) = \mathbf{0}. \quad (\text{See (31) and (25).}) \end{aligned}$$

Remember that the first term $\tilde{\boldsymbol{\tau}}_{y_1t}(\mathbf{T} \rightarrow \mathbf{X} \rightarrow \mathbf{S})$ in the last equation means the total effect from \mathbf{T} to Y_1 through \mathbf{X} after intervention and the second term $\boldsymbol{\tau}_{y_1t}(\mathbf{T} \rightarrow \mathbf{S})$ means the total effect from \mathbf{T} to Y_1 which does not go through \mathbf{X} . Therefore, if the total effect from \mathbf{T} to Y_1 through \mathbf{X} after intervention offsets the total effect from \mathbf{T} to Y_1 which does not go through \mathbf{X} , then the Karush-Kuhn-Tucker conditions hold and the variance of Y_1 is minimized. \square

3.2 Application of Mathematical Optimization Procedures to Intervention Effects for Means

We consider the intervention to the means $\tilde{\boldsymbol{\mu}}_{x;pa(x)}$. From proposition 2, we obtain the mean of Y_i as follows:

$$\mathbb{E}[Y_i] = \boldsymbol{\tau}_{y_it} \boldsymbol{\mu}_{t;pa(t)} + \boldsymbol{\tau}_{y_ix} \tilde{\boldsymbol{\mu}}_{x;pa(x)} + [(\boldsymbol{\tau}_{ss} + I_{ss})]_{y_1s} \boldsymbol{\mu}_{s;pa(s)},$$

where $[(\boldsymbol{\tau}_{ss} + I_{ss})]_{y_1s}$ is the row vector of $(\boldsymbol{\tau}_{ss} + I_{ss})$ in relation to Y_i .

Suppose that we want to adjust the mean of Y_i to a standard m_i by the intervention which changes $\tilde{\boldsymbol{\mu}}_{x;pa(x)}$. Then the minimization of the weighted squared sum of the deviations $(\mathbb{E}[Y_1] - m_1), \dots, (\mathbb{E}[Y_{n_y}] - m_{n_y})$, under the constraint that $\tilde{\boldsymbol{\mu}}_{x;pa(x)}$ have upper and lower bounds can be formulated as follows:

$$\min_{\tilde{\boldsymbol{\mu}}_{x;pa(x)}} \sum_{i=1}^{n_y} \lambda_i (\tilde{\mathbb{E}}[Y_i] - m_i)^2 \quad (33)$$

$$\text{s.t.} \quad \boldsymbol{\mu}_L \leq \tilde{\boldsymbol{\mu}}_{x;pa(x)} \leq \boldsymbol{\mu}_U. \quad (34)$$

where $\lambda_1, \dots, \lambda_{n_y}$ are the weights, and $\boldsymbol{\mu}_L$ and $\boldsymbol{\mu}_U$ are the matrices, the elements of which are the lower and upper bounds for $\tilde{\boldsymbol{\mu}}_{x;\text{pa}(x)}$. We assume that these values are determined appropriately in advance.

From Proposition 2, we obtain

$$\begin{aligned} (\tilde{\mathbf{E}}[Y_i] - m_i)^2 &= \{(\boldsymbol{\tau}_{y_it}\boldsymbol{\mu}_{t;\text{pa}(t)} + \boldsymbol{\tau}_{y_ix}\tilde{\boldsymbol{\mu}}_{x;\text{pa}(x)} + [(\boldsymbol{\tau}_{ss} + \mathbf{I}_{ss})]_{y_1s}\boldsymbol{\mu}_{s;\text{pa}(s)}) - m_i\}^2 \\ &= \tilde{\boldsymbol{\mu}}_{x;\text{pa}(x)}^T (\boldsymbol{\tau}_{y_ix}^T \boldsymbol{\tau}_{y_ix}) \tilde{\boldsymbol{\mu}}_{x;\text{pa}(x)} \\ &\quad + [2\{(\boldsymbol{\tau}_{y_it}\boldsymbol{\mu}_{t;\text{pa}(t)} + [(\boldsymbol{\tau}_{ss} + \mathbf{I}_{ss})]_{y_1s}\boldsymbol{\mu}_{s;\text{pa}(s)} - m_i\} \boldsymbol{\tau}_{y_ix}] \tilde{\boldsymbol{\mu}}_{x;\text{pa}(x)} \\ &\quad + \{(\boldsymbol{\tau}_{y_it}\boldsymbol{\mu}_{t;\text{pa}(t)} + [(\boldsymbol{\tau}_{ss} + \mathbf{I}_{ss})]_{y_1s}\boldsymbol{\mu}_{s;\text{pa}(s)} - m_i\}^2 \end{aligned}$$

Note that the third term of the last equation does not depend on $\tilde{\boldsymbol{\mu}}_{x;\text{pa}(x)}$ and only the first and second terms are needed for the minimization in (33). Therefore, the minimization problem of (33) under the constraint of (34) can be represented as the following convex quadratic programming:

$$\begin{aligned} \min_{\tilde{\boldsymbol{\mu}}_{x;\text{pa}(x)}} \quad & \tilde{\boldsymbol{\mu}}_{x;\text{pa}(x)}^T (\boldsymbol{\tau}_{y_ix}^T \boldsymbol{\tau}_{y_ix}) \tilde{\boldsymbol{\mu}}_{x;\text{pa}(x)} + [2\{(\boldsymbol{\tau}_{y_it}\boldsymbol{\mu}_{t;\text{pa}(t)} + [(\boldsymbol{\tau}_{ss} + \mathbf{I}_{ss})]_{y_1s}\boldsymbol{\mu}_{s;\text{pa}(s)} - m_i\} \boldsymbol{\tau}_{y_ix}] \tilde{\boldsymbol{\mu}}_{x;\text{pa}(x)} \\ \text{s.t.} \quad & \boldsymbol{\mu}_L \leq \tilde{\boldsymbol{\mu}}_{x;\text{pa}(x)} \leq \boldsymbol{\mu}_U. \end{aligned}$$

4 Numerical Experiment

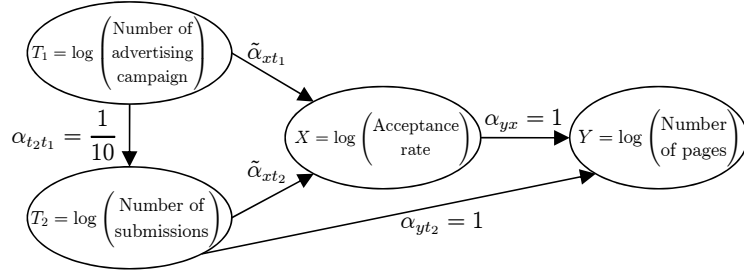


Figure 5: The path diagram of the structural equation model of (35).

To illustrate how the two algorithms in Section 3 work, we consider the following toy model. The model used in this numerical experiment is just a toy. It may contain some inappropriate formulation and should not be taken seriously.

Suppose that an editor of a journal which is published once a year wanted to stabilize the number of pages of the journal. The editor observed the following four variables:

- T_1 : the random variable of the logarithm of the number of advertising campaign for the journal,
- T_2 : the random variable of the logarithm of the number of submissions to the journal,
- X : the random variable of the logarithm of the acceptance rate of the journal,
- Y : the random variable of the logarithm of the number of pages of the journal.

The editor can control the borderline whether or not to accept a manuscript graded by some referees. However, the acceptance rate is random variable because the degrees of the manuscripts submitted to the journal are determined by the reviewers. Furthermore, the advertising campaign is not the editor's job and the editor can not control. To these variables, the editor constructed a simplified structural equation model

which is represented as the path diagram in Figure 5 and the following equations:

$$\begin{aligned}
T_1 &= \mu_{t_1;pa(t_1)} + \epsilon_{t_1;pa(t_1)}, \\
T_2 &= \mu_{t_2;pa(t_2)} + \alpha_{t_2 t_1} T_1 + \epsilon_{t_2;pa(t_2)}, \\
X &= \mu_{x;pa(x)} + \alpha_{xt_1} T_1 + \alpha_{xt_2} T_2 + \epsilon_{x;pa(x)}, \\
Y &= \mu_{y;pa(y)} + \alpha_{yt_2} T_2 + \alpha_{yx} X + \epsilon_{y;pa(y)},
\end{aligned} \tag{35}$$

where

- $\mu_{t;pa(t)} = \begin{pmatrix} \log 10 \\ \log 100 \end{pmatrix} \begin{pmatrix} \text{Average number of advertising campaign is 10,} \\ \text{and that of submission is 100 where the effect of the parent is removed} \end{pmatrix},$
- $\mu_{x;pa(x)} = \log \frac{3}{10}$ (Average of acceptance rate is $\frac{3}{10}$ when the effect of \mathbf{T} are removed),
- $\mu_{y;pa(y)} = \log 10$, (Average number of pages for each manuscript is 10),
- $\epsilon_{t_1;pa(t_1)}, \epsilon_{t_2;pa(t_2)}, \epsilon_{x;pa(x)}$ and $\epsilon_{y;pa(y)} \sim N\left(0, \left(\frac{1}{\sqrt{10}}\right)^2\right),$
- $\alpha_{t_2 t_1} = \frac{1}{10}$ and $\alpha_{yt_2} = \alpha_{yx} = 1.$

The last equation in (35) means that the number of pages of the journal is approximately equal to {Average number of pages for each manuscript} \times {Number of submissions} \times {Acceptance rate}. At this time, the path coefficients from \mathbf{T} to X were $\alpha_{xt_1} = \alpha_{xt_2} = 0$ and so the editor considered to intervene these two coefficients α_{xt_1} and α_{xt_2} to minimize the variance of the number of the pages. From Section 3.1, the problem of minimization of the variance can be represented as the following quadratic programming:

$$\begin{aligned}
&\min_{\tilde{\alpha}_{xt_1}, \tilde{\alpha}_{xt_2}} (\tilde{\alpha}_{xt_1} \tilde{\alpha}_{xt_2}) \left\{ \frac{1}{10} \cdot \begin{pmatrix} \frac{1}{10} & \frac{1}{10} \\ \frac{1}{10} & \frac{1}{100} \end{pmatrix} \right\} \begin{pmatrix} \tilde{\alpha}_{xt_1} \\ \tilde{\alpha}_{xt_2} \end{pmatrix} + \left\{ \frac{2}{10} \cdot \begin{pmatrix} \frac{1}{10} & \frac{101}{100} \end{pmatrix} \right\} \begin{pmatrix} \tilde{\alpha}_{xt_1} \\ \tilde{\alpha}_{xt_2} \end{pmatrix} \\
&\text{s.t.} \quad \tilde{\alpha}_{xt_1} \geq -\frac{2}{10}, \\
&\quad \tilde{\alpha}_{xt_2} \geq -\frac{2}{10},
\end{aligned}$$

where the constraints for $\tilde{\alpha}_{xt_1}$ and $\tilde{\alpha}_{xt_2}$ were determined by the editor's inspiration to avoid too strong dependency between \mathbf{T} and X . By computing the above quadratic programming, the editor obtained the optimal solution $\bar{\alpha}_{xt} = (-0.08, -0.20)$ and the variance of Y reduced to 0.264 from 0.301. However, the editor noticed that the expectation of the number of pages of the journal under the optimal solution $\bar{\alpha}_{xt} = (-0.08, -0.20)$ is 119.4322 and thought that it might be too small. Next, the editor designated the appropriate amount for the expectation of the number of pages of the journal as 200 and considered to achieve it by the intervention to $\mu_{x;pa(x)}$. From Section 3, this problem can be formulated as the following quadratic programming:

$$\begin{aligned}
&\min_{\tilde{\mu}_{x;pa(x)}} \tilde{\mu}_{x;pa(x)} \cdot 1 \cdot \tilde{\mu}_{x;pa(x)} + \left[2 \cdot \left\{ \left(\begin{pmatrix} \frac{1}{10} & 1 \end{pmatrix} + (\bar{\alpha}_{xt_1} \bar{\alpha}_{xt_2}) \begin{pmatrix} \frac{1}{10} & 0 \\ \frac{1}{10} & 1 \end{pmatrix} \right) \begin{pmatrix} \log 10 \\ \log 100 \end{pmatrix} + \log 10 - \log 200 \right\} \right] \tilde{\mu}_{x;pa(x)} \\
&\text{s.t.} \quad \tilde{\mu}_{x;pa(x)} \leq \log \frac{5}{10}.
\end{aligned}$$

where the constraint for $\tilde{\mu}_{x;pa(x)}$ prevents the acceptance rate from exceeding 0.5. By computing the above quadratic programming, the editor obtained the optimal solution $\bar{\mu}_{x;pa(x)} = -0.6931472 = \log \frac{5}{10}$. Then, the expectation of the number of the pages under the optimal solutions $\bar{\alpha}_{xt} = (-0.08, -0.20)$ and $\bar{\mu}_{x;pa(x)} = -0.6931472 = \log \frac{5}{10}$ is the 199.0536.

As a result, the editor succeeded in minimizing the variance of the number of pages of the journal and adjusting the expectation to the appropriate amount.

What should the editor do, if the editor wants to change the expectation of the number of pages with the minimized variance? In this case, all the editor has to do is to re-intervene to $\mu_{x;pa(x)}$. The interventions to the path coefficients $\tilde{\alpha}_{xt_1}$ and $\tilde{\alpha}_{xt_2}$ are not needed because the intervention to $\mu_{x;pa(x)}$ changes the expectation without changing the minimized variance, (though, if the constraint for $\mu_{x;pa(x)}$ is too strong, then the

interventions to $\tilde{\alpha}_{xt_1}$ and $\tilde{\alpha}_{xt_2}$ might be needed to adjust the expectation). This is the reason why we separate the problem into two algorithms as in Section 3. Furthermore, note that this two-step procedure has been used in the area of statistical quality control. Taguchi (1987) recommended the two-step optimization to solve the design optimization problem, in which we first maximize the S/N ratio and adjust the expectation on target in the next step.

5 Conclusion

We have introduced matrix representation of total effects and the idea of their decomposition. Then, we have shown that the problems to obtain the optimal intervention that minimizes the variances and to adjust the expectations can be formulated as convex quadratic programmings.

In Theorem 3, we assume that $\text{Cov}[\mathbf{T}, \boldsymbol{\epsilon}_{x;\text{pa}(x)}] = \text{Cov}[\mathbf{T}, \boldsymbol{\epsilon}_{s;\text{pa}(s)}] = \text{Cov}[\mathbf{X}, \boldsymbol{\epsilon}_{s;\text{pa}(s)}] = \mathbf{O}$. However, this assumption does not hold if there are latent variables that affect both \mathbf{T} and \mathbf{X} , or both \mathbf{T} and \mathbf{S} , or both \mathbf{X} and \mathbf{S} . In future work, we intend to extend our results to the case where the assumption of Theorem 3 does not hold.

Throughout this paper, we treat only the case that the structural equation model which represents the true relationships between real objects is given in advance. Is the method introduced in this paper not useful if we do not have the true model? We think the answer is yes. If the given model is not true, then the intervention effect computed by using the method in this paper and the intervention effect observed in real mostly have different values. Therefore, the intervention and the computation of the intervention effect based on the given model can be used for verification whether the model is true or not. We also intend to consider this subject in future work.

A Appendix

A.1 Kronecker product and Vec Operator

Let $B = \{b_{ij}\} = [\mathbf{b}_1 \dots \mathbf{b}_n]$ be an $m \times n$ matrix and C be a $p \times q$ matrix.

The $mp \times nq$ matrix

$$B \otimes C \stackrel{\text{def.}}{=} \begin{pmatrix} b_{11}C & b_{12}C & \cdots & b_{1n}C \\ b_{21}C & b_{22}C & \cdots & b_{2n}C \\ \vdots & \vdots & \ddots & \vdots \\ b_{m1}C & b_{m2}C & \cdots & b_{mn}C \end{pmatrix}$$

is called the Kronecker product of B and C .

The vec operator for a matrix is defined as follows.

$$\text{vec}(B) \stackrel{\text{def.}}{=} \begin{bmatrix} \mathbf{b}_1 \\ \vdots \\ \mathbf{b}_n \end{bmatrix}$$

Let D be an $n \times p$ matrix. The following relation holds.

$$\text{vec}(BDC) = (C^T \otimes B)\text{vec}(D) \tag{36}$$

References

- [1] Bollen, K. A. (1987). "Total, Direct, and Indirect effects in Structural Equation Models", *Sociological Methodology*, **17**, 37–69.
- [2] Bollen, K. A. (1989). *Structural Equations with Latent Variables*, New York: Wiley.

- [3] Haavelmo, T. (1943). “The Statistical Implications of a System of Simultaneous Equations”, *Econometrica*, **11**, 1–12.
- [4] Koopmans, T. C. (1949). “Identification Problems in Economic Model Construction”, *Econometrica*, **17**, 125–144.
- [5] Kuroda, K., Miyakawa, M. & Tanaka, K. (2006). “Formulation of Intervention to Arrows in Causal Diagram and Its Applications (in Japanese)”, *Japanese J. Appl. Statist.*, **35**, 79–91.
- [6] Kuroki, M. (2008). “The Evaluation of Causal Effects on the Variance and its Application to Process Analysis (in Japanese)”, *J. Japanese Soc. Quality Control*, **38**, 87–98.
- [7] Kuroki, M. & Miyakawa, M. (2003). “Covariate selection for estimating the causal effect of control plans by using causal diagrams”, *J. Royal Stat. Soc. Series B*, **65**, 209–222.
- [8] Pearl, J. (2009). *Causality: Models, Reasoning and Inference*, New York: Cambridge University Press, 2nd edition.
- [9] Rockafellar, R. T. (1996). *Convex Analysis*, New Jersey: Princeton University Press.
- [10] Sobel, M. E. (1990). “Effect Analysis and Causation in Linear Structural Equation Models”, *Psychometrika*, **55**, 495–515.
- [11] Taguchi, G. (1987). *The System of Experimental Design: Engineering Methods to Optimize Quality and Minimize Costs*, USA: Quality Resources.
- [12] Wright, S. (1923). “The Theory of Path Coefficients: A Reply to Niles’s Criticism”, *Genetics*, **8**, 239–255.