

Revolution as a spontaneous transition in a simple model with anticonformists.

Piotr Nyczka and Katarzyna Sznajd–Weron

*Institute of Theoretical Physics, University of Wrocław, pl. Maxa Borna 9, 50-204
Wrocław, Poland*

Abstract

We consider kinetic Ising spin model with anticonformists on a complete graph. We use Glauber zero-temperature dynamics (which is, on a complete graph, equivalent with a Sznajd model) to describe the most popular type of the social influence – conformity. In our model conformal behavior appears always in a case of unanimous majority, while anticonformity with probability p . We show using analytical approach based on a transition matrix for a Markov chain, as well as Monte Carlo simulation, continuous phase transition between ordered and disordered phase.

Keywords: Sznajd model, opinion dynamics, phase transition

1. Introduction

The word ”‘revolution’” came from the Latin ”‘revolutio’”, which means ”a turn around” and means a fundamental change that takes place in relatively short period of time. Although, revolutions occurred many times in human history, scientists still investigate what are possible reasons for a revolution. Particularly interesting empirical examples of the revolutions are recent protests in Egypt and Tunisia. In Egypt protests started on Tuesday, January 25 2011. These were the first protests on such a large scale to be seen in Egypt since the 1970s. What was the reason, why these protests begun on January 25? Sociologists claim that it was a domino effect – Egyptian revolution has been inspired by the successful revolution in Tunisia. Immediately the next question arise – what was the reason for the revolution in Tunisia. Again, sociologists and journalists claim that answer is known – it has been sparked by the suicide of a young man who could not find a job and

was barred from selling fruit without a permit. There are of course much more examples of revolutions that took place in history. Usually, reasonable explanation is given by sociologists *post factum*. On the other hand knowing the history one can always find some explanation. The problem is that we can never predict exact moment or place of a revolution. Usually, we cannot even predict that revolution will appear. Why? Is it true that every overturn has a direct source?

We consider kinetic Ising spin model with anticonformists on a complete graph. We use Glauber zero-temperature dynamics (which is, on a complete graph, equivalent with a Sznajd model) to describe the most popular type of the social influence – conformity. However, it is well known that conformity is only one of several types of response to the social influence. Particularly interesting type of the social response is so called anticonformity, tendency to assert oneself by doing the opposite of what is expected (it appears to be more common in men than in women). Due to some social psychologists anticonformity is, in some sense, particular type of conformity. In our model anticonformal behavior appears with probability p . In the absence of anticonformity ($p = 0$) the system reaches one of two absorbing ferromagnetic states (all spins up or all spins down). From the social point of view, one of two consensus states is reached asymptotically (all in favor or all against). In the presence of anticonformity ($p > 0$) complete consensus is impossible. However, for $0 < p < p^*$ the system reaches one of two possible asymptotic states with majority of spins up or spins down. The level of this majority depends on p . For $p > p^*$ no majority is present in the system - from social point of view, community is in a stalemate state. Intriguingly, for $p < p^*$ spontaneous transitions between two possible asymptotic states are observed - without any external reason the system can be completely reoriented in relatively short time. We investigate our model providing Monte Carlo Simulations as well as exact numerical calculations, which are particularly simple on a complete graph. We show the existence of the phase transition (using both methods) between states with major opinion and without any majority.

2. The model

We consider a set of L individuals, which are described by the binary variables $S = 1$ (in favor) or $S = -1$ (against). At each elementary time step two individuals i and j are chosen at random, and they influence a third randomly chosen individual k . Two processes are possible:

- conformity – if $S_k(t) \neq S_i(t) = S_j(t)$ then with probability p_1 $S_k(t + dt) = S_i(t)$
- anticonformity – if $S_k(t) = S_i(t) = S_j(t)$ then with probability p_2 $S_k(t + dt) = 1 - S_i(t)$

3. Analytical calculations

In the case of complete graph state of the set is fully described by only one number (m - magnetisation). We can write master equation in matrix form.

$$s(t + dt) = M \cdot s(t) \quad (1)$$

where s is the state vector of order N describing probabilities of different magnetisations in moment t and M is the transition matrix of order N . Matrix elements are defined as:

$$M_{i,j} = \begin{cases} p_- & \text{if } j = i - 1 \\ p_0 & \text{if } j = i \\ p_+ & \text{if } j = i + 1 \end{cases} \quad (2)$$

where

$$p_+ = \frac{p_1 * 3m(N - m)(m - 1) + p_2 * (N - m)(N - m - 1)(N - m - 2)}{N(N - 1)(N - 2)} \quad (3)$$

$$p_- = \frac{p_1 * 3m(N - m)(N - m - 1) + p_2 * (m)(m - 1)(m - 2)}{N(N - 1)(N - 2)} \quad (4)$$

$$p_0 = 1 - p_+ - p_- \quad (5)$$

$$m = MN \quad (6)$$

$$p_1 = 1 \quad (7)$$

Using that formula we were able to calculate stationary states of s vector and probabilities of jumps between two maximas of $P(m)$ see figs. 2 and fig. 3. We calculated PDF of times between jumps figs. 5 and fig. 6.

References

- [1] R.J. Glauber, J. Math. Phys. **4**, 294 (1963)

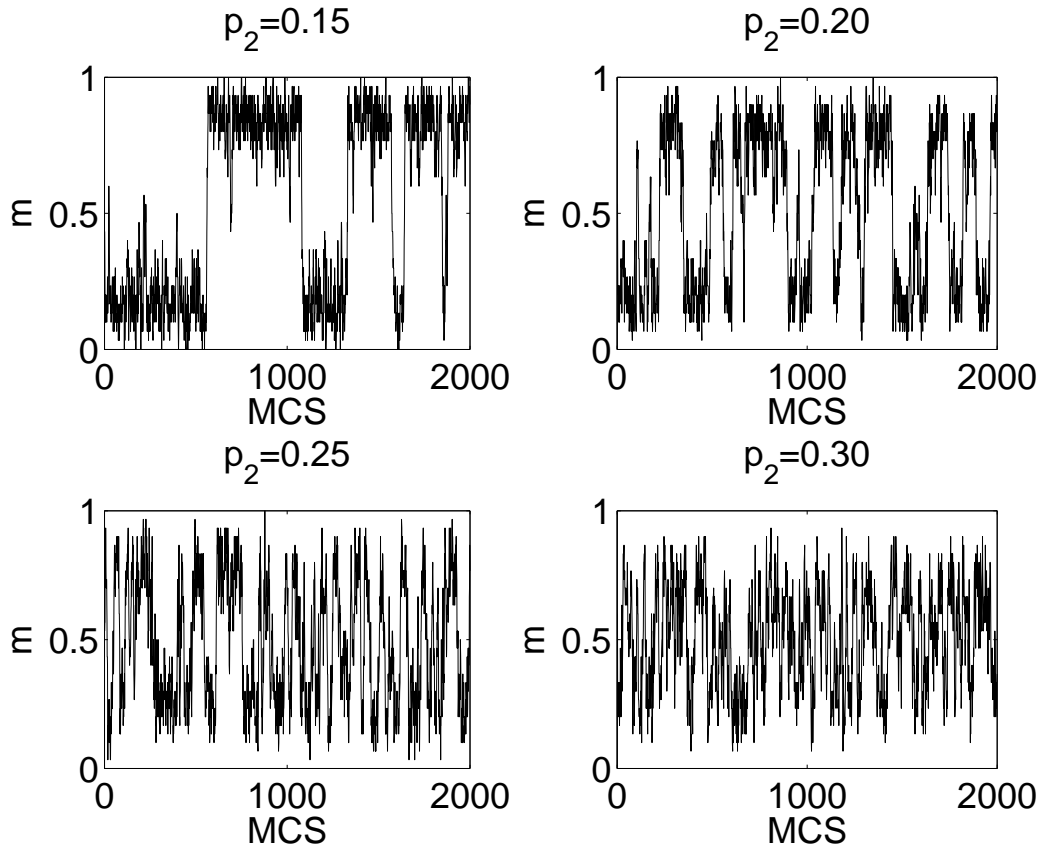


Figure 1: Time evolution of the public opinion for several values of anticonformity level p_2 and $p_1 = 1$. This is seen that for the low level of anticonformity spontaneous transition between two states occur.

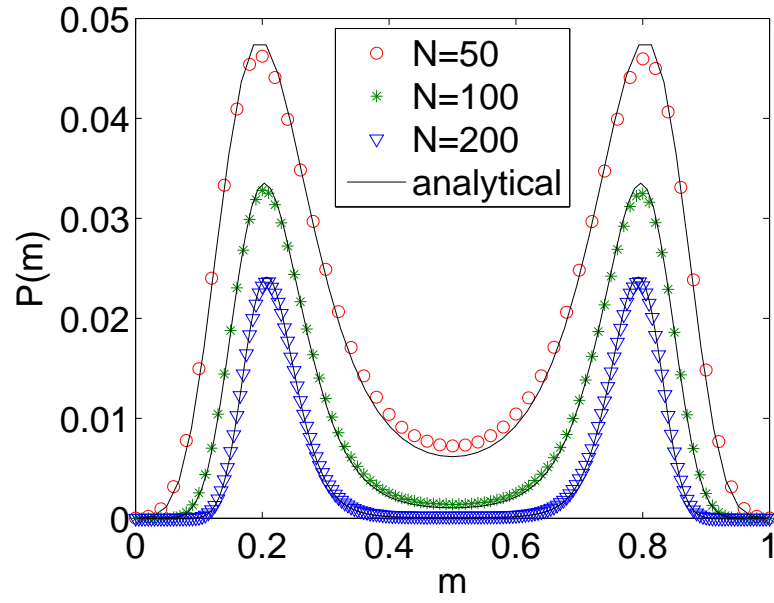


Figure 2: Probability density function of the public opinion $P(m)$ for several lattice sizes and anticonformity level $p_2 = 0.2$. Results obtained from Monte Carlo simulations agree with analytical solution.

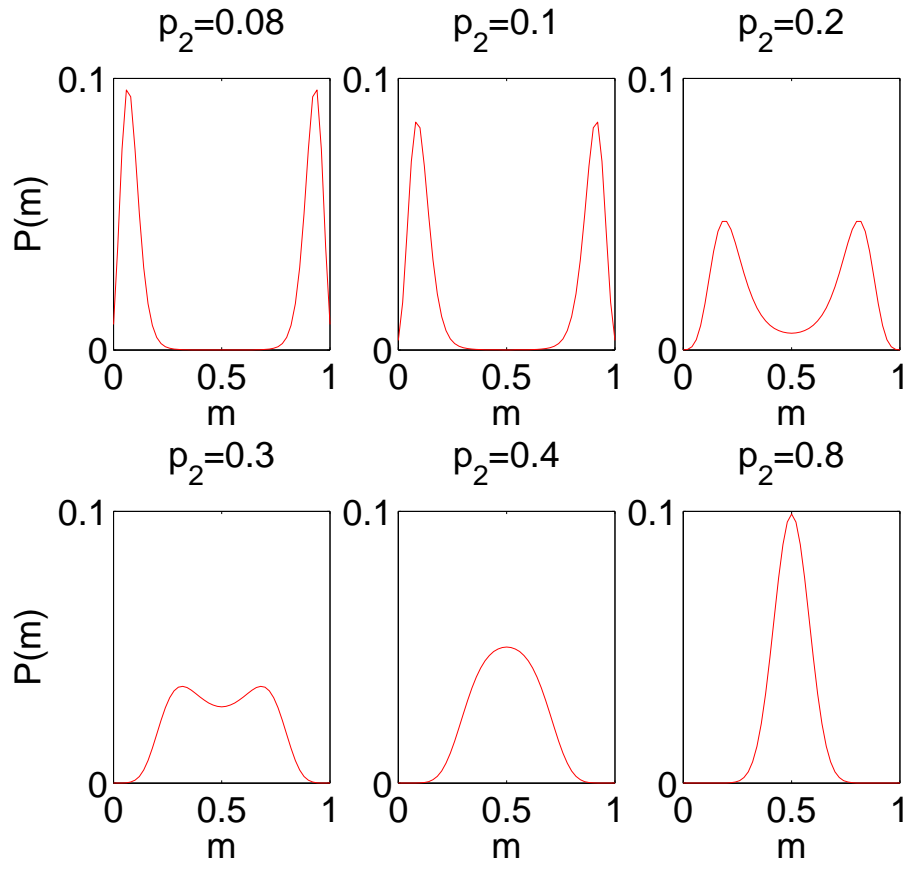


Figure 3: Probability density function of the public opinion $P(m)$ for several values of anticonformity level $p_2 = 0.2$.

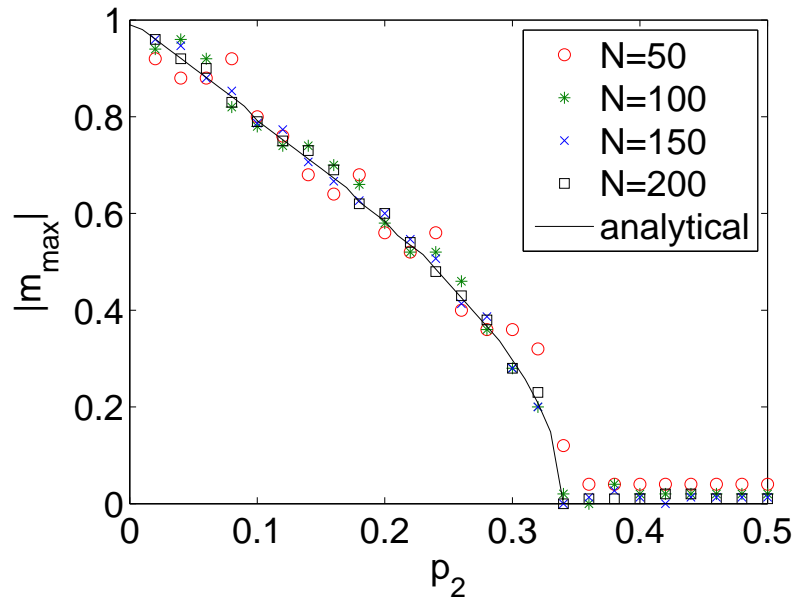


Figure 4: Absolute value of the most probable public opinion as a function of anticonformity level p_2 . Phase transition is clearly visible for $p_2 = p^* \approx 1/3$. Below this value there are two possible asymptotic states with major opinion (see Fig. 4). Spontaneous transitions between these two states are possible. Above the transition point p^* there is no majority in the system. From the social point of view, community is in a stalemate state.

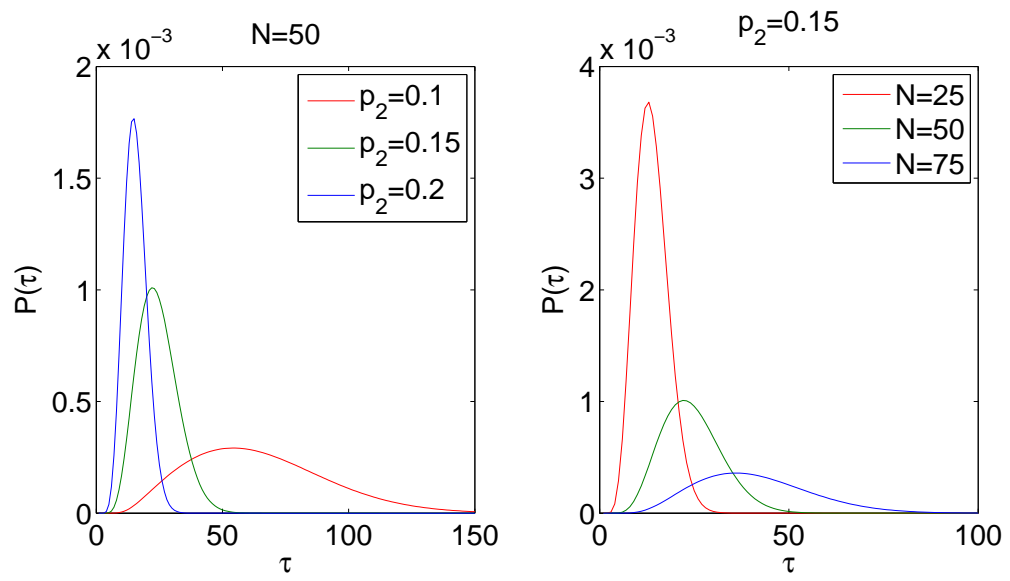


Figure 5: Probability density function (PDF) of the transition times between two the most probable states for several values of anticonformity level p_2 (left panel) and the size N (right panel).

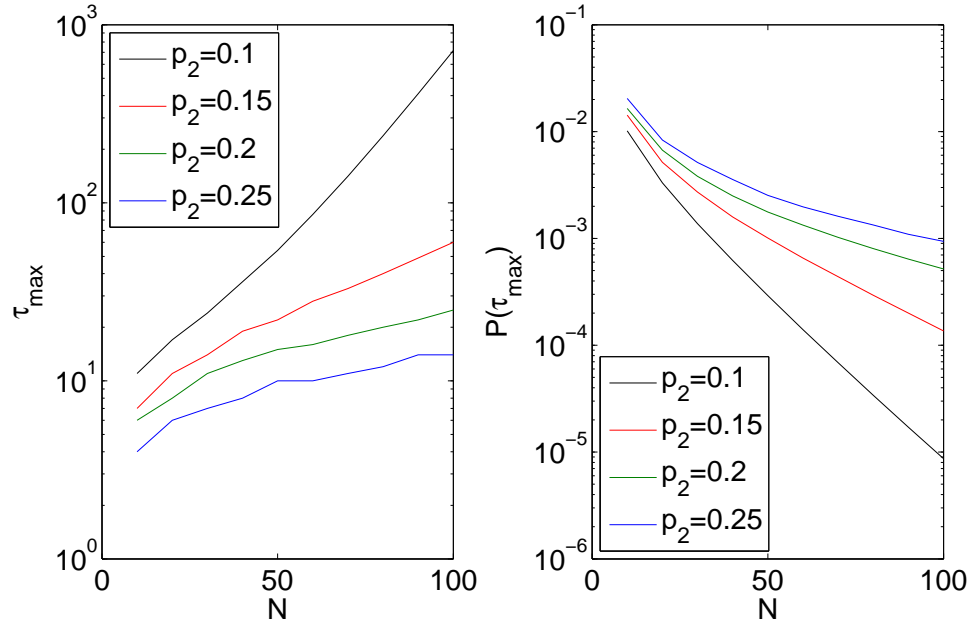


Figure 6: Dependence between the system size N and the most probable transition time τ_{max} is shown in the left panel. In the right panel – dependence between the system size N and the probability $P(\tau_{max})$ that transition will occur exactly at the most probable time τ_{max} . For low values of anticorrelation level p_2 the most probable transition time τ_{max} grows exponentially with the system size N , which indicates that in the infinite system spontaneous transitions never occur.