

Algorithmic derivation of functional renormalization group equations and Dyson-Schwinger equations

Markus Q. Huber

Theoretisch-Physikalisches Institut, Friedrich-Schiller-Universität Jena, Max-Wien-Platz 1, 07743 Jena, Germany
Institut für Kernphysik, Technische Universität Darmstadt, Schlossgrabenstr. 9, 64289 Darmstadt, Germany

Jens Braun

Theoretisch-Physikalisches Institut, Friedrich-Schiller-Universität Jena, Max-Wien-Platz 1, 07743 Jena, Germany

Abstract

We present the *Mathematica* application *DoFun*¹ which allows to derive Dyson-Schwinger equations and renormalization group flow equations for n -point functions in a simple manner. *DoFun* offers several tools which considerably simplify the derivation of these equations from a given physical action. We discuss the application of *DoFun* by means of two different types of quantum field theories, namely a bosonic $O(N)$ theory and the Gross-Neveu model.

Keywords: Dyson-Schwinger equations, functional renormalization group equations, correlation functions, quantum field theory

PROGRAM SUMMARY

Program Title: DoFun

Version number: 2.0.0

Licensing provisions: CPC non-profit use license

Programming language: Mathematica 7 and higher

Operating system: all on which Mathematica is available (Windows, Unix, MacOS)

PACS: 11.10.-z,03.70.+k,11.15.Tk

Nature of problem: Derivation of functional renormalization group equations and Dyson-Schwinger equations from the action of a given theory.

Unusual features: The results can be plotted as Feynman diagrams in Mathematica. The output is compatible with the syntax of many other programs and is therefore suitable for further (algebraic) computations.

1. Introduction

The derivation of Dyson-Schwinger equations (DSEs) around 1950 [1–3] and renormalization group equations (RGEs) in the early 1970s [4–9] has equipped us with powerful tools for an analysis of the dynamics of quantum field theories. Both approaches have been further developed in the past 30 years. In fact, many formulations of these two methods now rely on a formulation in terms of so-called generating functionals for Green functions [10–14].

These days functional approaches, such as DSEs, RGEs or the n -PI formalism, see e. g. [15–18], are well-established for studies of quantum field theories. Apart from functional approaches, Monte-Carlo simulations based on a discretized action have been extensively used to study non-perturbative phenomena. In fact, so-called QCD lattice simulations are currently the most powerful tool available for a study of full QCD. However, the implementation of fermions in such simulations continues to be a non-trivial task. Functional approaches are also non-perturbative but do not have problems arising from a discretized action or from the implementation of fermionic degrees of freedom. However, the application of DSEs and RGEs eventually requires in most cases a truncation of the full system of equations of a given theory. From this point of view, it is clear that

Email addresses: markus.huber@tu-darmstadt.de (Markus Q. Huber), j.braun@uni-jena.de (Jens Braun)

¹The application is available from <http://theorie.ikp.physik.tu-darmstadt.de/~mqh/DoFun>.

Monte-Carlo simulations and functional approaches are complementary approaches for studies of non-perturbative phenomena in quantum field theories.

DSEs and non-perturbative RGEs have been successfully employed to gain a better understanding of a large and diverse variety of quantum field theories. For instance, detailed studies of condensed-matter systems, see e. g. [19–21], critical phenomena, see e. g. [22–26], few- and many-body physics, see e. g. [27–32], gravity, see e. g. [33–37], QCD, see e. g. [38–75], standard model physics, see e. g. [76, 77], and supersymmetry, see e. g. [78–81], are available these days. Furthermore, DSEs are also used as an alternative to the traditional Feynman graph approach in perturbation theory, see for example [82–84]. For reviews on and introductions to the application of DSEs and non-perturbative RGEs we refer to e. g. [44, 54, 85, 86] and [16, 87–96], respectively.

The applicability of DSEs and RGEs to very different theories is indeed an attractive feature of these approaches. However, the intricacy of the derivation of DSEs and RGEs scales non-linearly with the complexity of the theory. Therefore pushing a computation to a higher level of accuracy often requires a big effort as the number of terms increases considerably. Consequently, tools facilitating the derivation of such equations are helpful for future studies with DSEs and non-perturbative RGEs and our *Mathematica* [97] program *DoFun*² does exactly that: It allows for an automatic derivation of DSEs and non-perturbative RGEs from a given action. Of course, finding a suitable ansatz for the effective action for a given problem is left to the user and remains to be the most difficult step from a physical point of view.

The program *DoFun* is a further development of the *Mathematica DoDSE* package³ [98] which was restricted to a derivation of DSEs in symbolic form. There are two new main features: First, the derivation of RGEs is now included and, second, the symbolic results can be transformed into the corresponding algebraic expressions. For the latter task two additional packages were added to *DoDSE*: *DoAE* and *DoFR*⁴. To account for the inclusion of RGEs the former package *DoDSE* was renamed *DoDSERGE*. These three packages form the content of the program *DoFun*.

In the process of the development of *DoFun* we always had in mind that there indeed exists a variety of programs to deal with single steps of the derivation of functional equations like performing Dirac traces or simplifications of the color structure. We did not intend to force the user to learn an additional new program syntax for these kinds of tasks but to open up the possibility of using our program in combination with the corresponding available programs. Therefore, our goal was to stay as general as possible and to allow for the combination of *DoFun* with many well-established programs, such as *TRACER* [99] or *FeynCalc* [100]. The program *DoFun* only performs the most basic simplifications and the output can then be handled with other programs. For example, the user may want to stick to his favorite program to deal with the color algebra or the user may want to use his own programs for certain operations. The latter is often very efficient, since the code can then be specifically tailored for the problem at hand. Following this general approach allows a high flexibility for the user and the treatment of a huge variety of theories.

We are not aware of the existence of other programs for the derivation of DSEs whereas other packages for the derivation of functional RGEs indeed exist, see Refs. [101–103]. However, as mentioned above, *DoFun* is based on the application *DoDSE* and exploits similarities in the derivation of DSEs and RGEs. It thus can be viewed as complementary to other existing programs.

The aim of *DoFun* is *not* to replace the manual derivation process completely, but to provide additional help in cases where the manual derivation becomes too cumbersome. While $O(N)$ models may still be more easily accessible with pen and paper, studies of more complicated theories may benefit in various ways from *DoFun*:

- In general, a derivation of functional equations by hand becomes tedious when several different fields or large numbers of operators are taken into account.
- With a package for an automatized derivation of functional equations, equations at the next higher level of the truncation are easily accessible. For example, this is particularly useful to explore the role of higher-order operators.
- Theories with complicated tensor structures benefit from the connection to a computer algebra system as tensors can be directly computed or simplified.

²Short for "Derivation of Functional equations".

³Short for "Derivation of Dyson-Schwinger Equations".

⁴The names are abbreviations of "Derivation of Algebraic Expressions" and "Derivation of Feynman Rules", respectively.

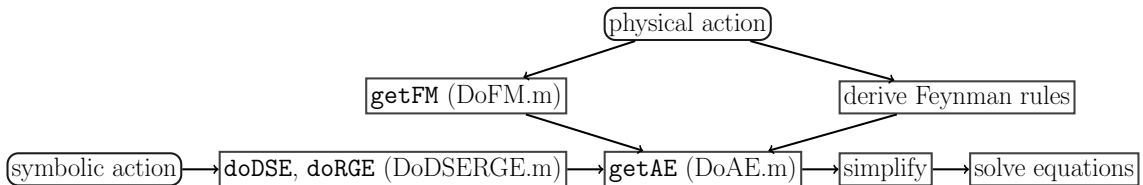


Figure 1: Workflow of *DoFun*.

- Finally, the graphical output of *DoFun* is often helpful for an illustration of the basic structure of the equations.

DoFun is an extension of *DoDSE*. Both have already proven to be useful for a number of studies. In fact, *DoDSE* was first used for the derivation of the DSEs of the maximally Abelian gauge [64, 104]. Actually, the complexity of these equations was the reason for the development of *DoDSE* in the first place. While a manual derivation of the equations would still have been possible but very ineffective, the computation of certain quantities would have been out of reach without the aid of a computer algebra system [105]. The advantages of an automatized derivation of equations has also been appreciated in the analysis of the Gribov-Zwanziger action, where one has to handle large expressions [65, 104, 106]. Studies of scalar fields coupled to Yang-Mills theory benefited from *DoDSE* as well [107–110]. Recently, *DoFun* has been used for an investigation of bound states appearing in the BRST quartets of QCD [111, 112].

Working with *DoFun* involves several steps: The first one is the derivation of the equations in symbolic form using the functions `doDSE` or `doRGE`. As input they require the action in symbolic form. In order to transform the results into algebraic expressions with *DoAE*, Feynman rules have to be defined. They can be either derived by hand from the physical action or with the aid of other available packages, such as *DoFR*. The algebraic expressions represent the final output of *DoFun*. Further manipulations are up to the user. The generic workflow with *DoFun* is summarized in Fig. 1.

To make *DoFun* easily accessible for the user we implemented documentation directly into the *Mathematica* help system. For quick reminders of the syntax of a function one can use the command `?`, e. g.

```
?doRGE
```

which also provides simple examples for many functions. For more detailed information we also included a section into the *Documentation Center* of *Mathematica*. There, tutorials and guides introducing the basic features of *DoFun* can be found. It can be accessed via `Help` \rightarrow `Documentation Center` \rightarrow `Add-Ons and Packages` \rightarrow `DoFun` \rightarrow `Documentation`. All functions of *DoFun* have a help entry which can be opened by moving the cursor into or behind the function name and pressing the key F1.

To install *DoFun* the directory `DoFun` should be copied into the *Mathematica* subdirectory `Applications`.⁵ Within *Mathematica* the program `DoFun` can then be loaded with `<<DoFun` or `Needs["DoFun"]` and the help system is accessible.

The paper is organized as follows: In Sect. 2 we briefly summarize the derivation of DSEs and non-perturbative (functional) RGEs. This part can be skipped by readers familiar with the topic. In Sect. 3 the basic constructs and quantities of the program *DoFun* are introduced. In Sect. 4 we explain the main functions of *DoFun*. Their usage is then demonstrated in Sect. 5 by deriving the flow equations of two substantially different theories, namely an $O(N)$ model in d space-time dimensions and the Gross-Neveu model in $d = 3$ space-time dimensions. Comments concerning the implementation of fermions are given in Appendix A. In Appendix B we give a short version summary of *DoFun*.

⁵Under a Unix system this is typically `~/Mathematica/Applications`.

2. Functional RG equations and Dyson-Schwinger equations

2.1. Actions and correlation functions

The program *DoFun* deals with the effective action $\Gamma[\Phi]$ as the underlying quantity for the derivation of correlation functions. The field Φ denotes a collective field vector, e. g. $\Phi = \{\varphi^1(x), \dots, \varphi^N(x)\}$ for an $O(N)$ model or $\Phi = \{A_\mu^a(x), c^a(x), \bar{c}^a(x), q^i(x), \bar{q}^i(x)\}$ for QCD. Here and in the following we shall assume that the index of the field Φ refers to the field type, the momentum and to all indices associated with internal symmetry groups (except if these indices are stated explicitly). The effective action is defined as follows:

$$\Gamma[\Phi] := \sup_J (-W[J] + \Phi_i J_i), \quad (1)$$

where the J_i 's denote sources for the fields Φ_i . Note that we sum/integrate over all possible values of index variables that appear twice in a single term. On the other hand, the generating functional $W[J]$ is related to the bare action $S[\phi]$ via the path integral:

$$Z[J] = \int D[\phi] e^{-S + \phi_j J_j} =: e^{W[J]}. \quad (2)$$

Here, the ϕ_i 's denote the quantum fields. The so-called average field Φ is given by

$$\Phi_i \equiv \langle \phi_i \rangle_J = \frac{\delta W}{\delta J_i} = Z[J]^{-1} \int D[\phi] \phi_i e^{-S + \phi_j J_j}. \quad (3)$$

The physical expectation value of the fields ϕ_i is then obtained by setting the external source J to zero, $\Phi_{\text{phys}} := \langle \phi_i \rangle_{J=0}$.

The effective action can be expanded about, e. g., the physical ground state Φ_{phys} as follows:

$$\Gamma[\Phi] = \sum_{n=0}^{\infty} \frac{1}{\mathcal{N}^{i_1 \dots i_n}} \sum_{i_1 \dots i_n} \Gamma^{i_1 \dots i_n}(\Phi_{i_1} - \Phi_{i_1, \text{phys}}) \dots (\Phi_{i_n} - \Phi_{i_n, \text{phys}}), \quad (4)$$

where $\mathcal{N}^{i_1 \dots i_n}$ is the corresponding symmetry factor and the (physical) n -point functions are given by the expansion coefficients⁶:

$$\Gamma^{ij} := \Gamma_{J=0}^{ij} = \left. \frac{\delta^2 \Gamma[\Phi]}{\delta \Phi_i \delta \Phi_j} \right|_{\Phi = \Phi_{\text{phys}}}, \quad (5a)$$

$$\Gamma^{i_1 \dots i_n} := \Gamma_{J=0}^{i_1 \dots i_n} = - \left. \frac{\delta^n \Gamma[\Phi]}{\delta \Phi_{i_1} \dots \delta \Phi_{i_n}} \right|_{\Phi = \Phi_{\text{phys}}}. \quad (5b)$$

Note that the physical ground-state may even be space-time dependent as recently discussed in the context of Gross-Neveu and Nambu-Jona-Lasinio models, see e. g. Refs. [113–116].

From the generating functional $W[J]$ of connected correlation functions we obtain the propagator, i. e. the inverse of the two-point function:

$$D_J^{ij} := \frac{\delta W[J]}{\delta J_i \delta J_j} = \left(\frac{\delta^2 \Gamma[\Phi]}{\delta \Phi_i \delta \Phi_j} \right)^{-1} = \left(\Gamma_J^{ij} \right)^{-1}, \quad (6)$$

where the index J denotes the dependence of the two-point function on the source J .⁷ From this it follows that the derivative of the propagator with respect to a field yields two propagators and

⁶For convenience, we have inserted a minus sign appearing in our definition of the vertices $\Gamma^{i_1 \dots i_n}$. With this definition, the sign of any diagram can be obtained straightforwardly as it does not depend on the number of vertices in a diagram.

⁷Note that $\delta \Gamma / \delta \Phi_i = J_i$.

a three-point function⁸. Overall, we only require the following set of differentiation rules:

$$\begin{aligned}\frac{\delta}{\delta\Phi_i}D^{jk} &= \frac{\delta}{\delta\Phi_i}\left(\frac{\delta^2\Gamma}{\delta\Phi_j\delta\Phi_k}\right)^{-1} \\ &= -\left(\frac{\delta^2\Gamma}{\delta\Phi_j\delta\Phi_m}\right)^{-1}\left(\frac{\delta^3\Gamma}{\delta\Phi_m\delta\Phi_i\delta\Phi_n}\right)\left(\frac{\delta^2\Gamma}{\delta\Phi_n\delta\Phi_k}\right)^{-1} = D_J^{jm}\Gamma_J^{min}D_J^{nk},\end{aligned}\quad (7a)$$

$$\frac{\delta}{\delta\Phi_i}\Phi_j = \delta_{ij},\quad (7b)$$

$$\frac{\delta}{\delta\Phi_i}\Gamma_J^{j_1\dots j_n} = -\frac{\delta\Gamma}{\delta\Phi_i\delta\Phi_{j_1}\dots\delta\Phi_{j_n}} = \Gamma_J^{ij_1\dots j_n}.\quad (7c)$$

These relations form our basis for an algorithm for the derivation of DSEs and functional RGEs which underlies *DoFun*.

2.2. Derivation of functional renormalization group equations

Let us now briefly discuss the derivation of functional RG flow equations. Here, we shall follow the standard derivation of the flow equation for the so-called effective average action given in Ref. [12].

First, we define the so-called effective average action Γ_k which depends on a momentum-shell parameter k and interpolates between the bare (classical) action and the full quantum action Γ for $k \rightarrow 0$. To this end, we introduce a so-called cutoff function R_k into the path integral (2) as follows:

$$S[\phi] \rightarrow S[\phi] + \Delta S_k[\phi] = S[\phi] + \frac{1}{2}\phi_i R_k^{ij} \phi_j.\quad (8)$$

The so introduced (momentum) scale k allows us to integrate out quantum fluctuations in a controlled way. In momentum space the cutoff action $\Delta S_k[\phi]$ can be written as follows

$$\begin{aligned}\frac{1}{2}\phi_i R_k^{ij} \phi_j &= \frac{1}{2}\int\frac{d^d q}{(2\pi)^d}\frac{d^d q'}{(2\pi)^d}R_k^{ab}(q, q')\phi_a(q)\phi_b(q') \\ &= \frac{1}{2}\int\frac{d^d q}{(2\pi)^d}R_k^{ab}(q)\phi_a(q)\phi_b(-q).\end{aligned}\quad (9)$$

Note that the regulator function R_k is matrix-valued in field-space and has to obey the following constraints:

- (1) $\lim_{q^2/k^2 \rightarrow 0} R_k > 0$,
- (2) $\lim_{k^2/q^2 \rightarrow 0} R_k = 0$,
- (3) $\lim_{k \rightarrow \Lambda \rightarrow \infty} R_k = \infty$.

The first constraint implements an IR regularization for the path integral. The second constraint ensures that the regulator vanishes for $k \rightarrow 0$. Thus, we recover the standard generating functional Z defined in Eq. (2) for $k \rightarrow 0$.

The inclusion of the cutoff action ΔS_k renders all generating functionals k -dependent. In particular, the effective action now depends on the momentum scale $k \sim q$. The scale-dependent effective action Γ_k , the so-called effective average action, is defined via a modified Legendre transformation:

$$\Gamma_k[\Phi] = -W_k[J] + J_i\Phi_i - \frac{1}{2}\Phi_i R_k^{ij} \Phi_j\quad (10)$$

with

$$\Phi_i = \frac{\delta W_k[J]}{\delta J_i} = \langle \phi_i \rangle_J.\quad (11)$$

⁸Note that $\delta(MM^{-1})/\delta\Phi = 0$.

By construction, the effective average action Γ_k includes all quantum fluctuations associated with momenta $p \gtrsim k$. The modified Legendre transformation together with the third constraint for the regulator function ensures that Γ_k reduces to the classical action S for $k \rightarrow \Lambda$. On the other hand, we obtain the full quantum effective action Γ in the limit $k \rightarrow 0$.

From the effective average action Γ_k we may derive scale-dependent correlation functions $\Gamma_k^{i_1 \dots i_n}$ by differentiating Γ_k with respect to the fields.⁹ Thus, the differentiation rules given in Eq. (7) also apply to the effective average action Γ_k .

Taking the derivative of Eq. (10) with respect to the scale k we obtain the RG flow equation for the effective action, the so-called Wetterich equation [12]:

$$\begin{aligned} \partial_k \Gamma_k[\Phi] &= \frac{1}{2} \left[(\Gamma_k[\Phi] + R_k)^{-1} \right]^{ji} \partial_k R_k^{ij} \\ &\equiv \frac{1}{2} \text{STr} (\Gamma_k[\Phi] + R_k)^{-1} \partial_k R_k. \end{aligned} \quad (12)$$

Clearly, the function R_k implements an IR regularization for the momentum integrals and specifies the details of the Wilsonian momentum-shell integrations. Note that the super trace STr includes a minus sign for Grassmann-valued fields.

The package *DoDSEERGE* for the derivation of the flow equations of n -point functions is based on a simple reformulation of Eq. (12):

$$\partial_t \Gamma_k[\Phi] = \frac{1}{2} \text{STr} \tilde{\partial}_t \ln (\Gamma_k[\Phi] + R_k), \quad (13)$$

where $t = \ln(k/\Lambda)$ with Λ being a UV cutoff scale. The derivative $\tilde{\partial}_t$ only acts on the regulator R_k . This formulation of the flow equation represents the starting point for the derivation of RG flow equations with *DoFun*. The derivative $\tilde{\partial}_t$ is then taken at the end of the generation of the flow equations. This last step increases the number of diagrams since it generates diagrams with the same topology but with the regulator insertions attached to different internal lines. Note that it is possible to suppress the derivative $\tilde{\partial}_t$, see Sect. 4.2. This is in fact useful if we are only interested in checking the structure of an equation.

The flow equations for, e. g., mass terms or so-called wave-function renormalizations are extracted from the flow equations of the n -point correlation functions. To obtain them, we take functional derivatives of Eq. (13) with respect to the fields. The first derivative yields

$$\frac{\delta}{\delta \Phi_a} \partial_t \Gamma_k[\Phi] = \frac{1}{2} \text{STr} \left\{ \tilde{\partial}_t \frac{\delta^3 \Gamma_k}{\delta \Phi_a \delta \Phi_i \delta \Phi_l} D^{lj} \right\}. \quad (14)$$

where the indices i and j are contracted by the trace operation. From this, higher derivatives are then obtained by using the differentiation rules (7). By definition, the derivative $\tilde{\partial}_t$ only acts on the propagators and inserts the derivative of a regulator into the loops:

$$\tilde{\partial}_t D^{ij} = -D^{il} (\partial_t R_k^{lm}) D^{mj}. \quad (15)$$

By taking derivatives with respect to the fields, the flow equations for the n -point functions can be derived in an exact form yielding an infinite tower of coupled flow equations. Since it is impossible to study the flow of an effective action containing all operators allowed by the symmetries of a given theory, we have to restrict ourselves to that subspace of operators which we expect to be (most) relevant for the physical problem under consideration. This is the most difficult step since it requires a lot of physical insight into the problem in order to choose the correct subspace of operators.

We now turn to a discussion of the command `doRGE` which performs the derivation of functional RGEs. It follows these steps:

- (1) Take the first derivative of $\partial_t \Gamma_k$, see Eq. (14).
- (2) Take higher derivatives using the command `derivRGE`. Note that this command takes into account the proper ordering of fermion fields.
- (3) The sources are set to their physical values with `setSourcesZeroRGE`.

⁹From here on we suppress the index J as it should be clear from the context if an expression depends on $J \neq 0$.

- (4) Take the derivative with respect to $t = \ln(k/\Lambda)$, see Eq. (15).
(5) Identical Feynman diagrams are summed up with `identifyGraphsRGE`.

Let us now give an explicit example of the steps performed by the command `doRGE`. To this end, we derive the flow equation for the ghost two-point function in Yang-Mills theory in the Landau gauge. There we have two types of fields, namely gluons and ghosts denoted by A and c . The collective field vector Φ is given by $\Phi = \{A_\mu^a, c^a, \bar{c}^a\}$. Note that the ghost fields c and \bar{c} are Grassmann-valued, i. e. anti-commuting, fields. The extra rules required for their treatment are described in Appendix A. To obtain the ghost two-point function we first take the derivative of Eq. 13 with respect to a ghost and an anti-ghost field. This yields (step 1)

$$\begin{aligned} \frac{\overrightarrow{\delta}}{\delta \bar{c}_a} \partial_t \Gamma_k \frac{\overleftarrow{\delta}}{\delta c_b} &= \frac{1}{2} \frac{\overrightarrow{\delta}}{\delta \bar{c}_a} \text{STr} \left\{ \tilde{\partial}_t \ln \left(\Gamma_k^{ij} + R_k^{ij} \right) \right\} \frac{\overleftarrow{\delta}}{\delta c_b} \\ &= \frac{1}{2} \text{STr} \tilde{\partial}_t \frac{\delta^3 \Gamma_k}{\delta \bar{c}_a \delta \Phi_i \delta \Phi_n} D^{nj} \frac{\overleftarrow{\delta}}{\delta c_b}. \end{aligned} \quad (16)$$

The indices a and b are collective indices including the momenta and the color indices of the fields. On the other hand, the indices i , n and j of the collective field Φ also include a field index which refers to the type of the field (gauge field, ghost, anti-ghost). The open indices i and j are contracted by the trace operation but we perform the trace only at the end when we know if the corresponding fields are Grassmannian or not. Performing the second derivative we obtain (step 2):

$$\begin{aligned} \frac{\overrightarrow{\delta}}{\delta \bar{c}_a} \partial_t \Gamma_k \frac{\overleftarrow{\delta}}{\delta c_b} &= \frac{1}{2} \text{STr} \tilde{\partial}_t \left(\left(\frac{\delta^3 \Gamma_k}{\delta \bar{c}_a \delta \Phi_i \delta \Phi_n} \frac{\overleftarrow{\delta}}{\delta c_b} \right) D^{nj} + \frac{\delta^3 \Gamma_k}{\delta \bar{c}_a \delta \Phi_i \delta \Phi_n} \left(D^{nj} \frac{\overleftarrow{\delta}}{\delta c_b} \right) \right) \\ &= \frac{1}{2} \text{STr} \tilde{\partial}_t \left\{ \frac{\delta^4 \Gamma_k}{\delta \bar{c}_a \delta \Phi_i \delta \Phi_n \delta c_b} D^{nj} - \frac{\delta^3 \Gamma_k}{\delta \bar{c}_a \delta \Phi_i \delta \Phi_n} D^{nm} \frac{\delta^3 \Gamma_k}{\delta \Phi_m \delta \Phi_l \delta c_b} D^{lj} \right\}. \end{aligned} \quad (17)$$

Before taking the (super-) trace we set the external sources to zero (step 3):

$$\begin{aligned} \partial_t \Gamma_{k, \bar{c}c}^{ab} &= \frac{1}{2} \text{STr} \tilde{\partial}_t \left\{ \frac{\delta^4 \Gamma_k}{\delta \bar{c}_a \delta A_i \delta A_n \delta c_b} D_{AA}^{nj} + \frac{\delta^4 \Gamma_k}{\delta \bar{c}_a \delta \bar{c}_i \delta c_n \delta c_b} D_{\bar{c}c}^{nj} + \frac{\delta^4 \Gamma_k}{\delta \bar{c}_a \delta c_i \delta \bar{c}_n \delta c_b} D_{\bar{c}\bar{c}}^{nj} \right. \\ &\quad \left. - \frac{\delta^3 \Gamma_k}{\delta \bar{c}_a \delta A_i \delta c_n} D_{\bar{c}c}^{nm} \frac{\delta^3 \Gamma_k}{\delta \bar{c}_m \delta A_l \delta c_b} D_{AA}^{lj} - \frac{\delta^3 \Gamma_k}{\delta \bar{c}_a \delta c_i \delta A_n} D_{AA}^{nm} \frac{\delta^3 \Gamma_k}{\delta A_m \delta \bar{c}_l \delta c_b} D_{\bar{c}\bar{c}}^{lj} \right\}_{\Phi=0} \\ &= \frac{1}{2} \text{STr} \tilde{\partial}_t \left\{ -\Gamma_{k, \bar{c}AAc}^{ainb} D_{AA}^{nj} - \Gamma_{k, \bar{c}ccc}^{ainb} D_{\bar{c}c}^{nj} - \Gamma_{k, \bar{c}c\bar{c}c}^{ainb} D_{\bar{c}\bar{c}}^{nj} \right. \\ &\quad \left. - \Gamma_{ain}^{k, \bar{c}Ac} D_{\bar{c}c}^{nm} \Gamma_{k, \bar{c}Ac}^{mlb} D_{AA}^{lj} - \Gamma_{ain}^{k, \bar{c}cA} D_{AA}^{nm} \Gamma_{k, A\bar{c}c}^{mlb} D_{\bar{c}\bar{c}}^{lj} \right\} \\ &= \frac{1}{2} \text{STr} \tilde{\partial}_t \left\{ -\Gamma_{k, \bar{c}AAc}^{ainb} D_{AA}^{nj} - \Gamma_{k, \bar{c}ccc}^{ainb} D_{\bar{c}c}^{nj} - \Gamma_{k, \bar{c}c\bar{c}c}^{ainb} D_{\bar{c}\bar{c}}^{jn} \right. \\ &\quad \left. - \Gamma_{ain}^{k, \bar{c}Ac} D_{\bar{c}c}^{nm} \Gamma_{k, \bar{c}Ac}^{mlb} D_{AA}^{lj} + \Gamma_{ain}^{k, \bar{c}cA} D_{AA}^{nm} \Gamma_{k, A\bar{c}c}^{mlb} D_{\bar{c}\bar{c}}^{jl} \right\}. \end{aligned} \quad (18)$$

In the last step we have brought the ghosts into canonical order. By setting $i = j$ we perform the trace. However, we have to take into account a minus sign if i and j correspond to indices of ghost fields:

$$\partial_t \Gamma_{k, \bar{c}c}^{ab} = \frac{1}{2} \tilde{\partial}_t \left(-\Gamma_{k, \bar{c}AAc}^{ainb} D_{AA}^{ni} + 2\Gamma_{k, \bar{c}ccc}^{ainb} D_{\bar{c}c}^{ni} - 2\Gamma_{k, A\bar{c}c}^{ian} D_{\bar{c}c}^{nm} \Gamma_{k, A\bar{c}c}^{lmb} D_{AA}^{li} \right). \quad (19)$$

By summing up the terms in Eq. (18) we anticipated step 5. Finally we have to take the derivative of the propagators with respect to the RG time t (step 4):

$$\begin{aligned} \partial_t \Gamma_{k, ab}^{\bar{c}c} &= \frac{1}{2} \Gamma_{k, \bar{c}AAc}^{ainb} D_{AA}^{nl} (\partial_t R_{k, AA}^{lm}) D_{AA}^{mi} - \Gamma_{k, \bar{c}ccc}^{ainb} D_{\bar{c}c}^{nl} (\partial_t R_{k, \bar{c}c}^{lm}) D_{\bar{c}c}^{mi} \\ &\quad + \Gamma_{k, A\bar{c}c}^{ian} D_{\bar{c}c}^{nm} \Gamma_{k, A\bar{c}c}^{lmb} D_{AA}^{lj} (\partial_t R_{k, AA}^{jo}) D_{AA}^{oi} + \Gamma_{k, A\bar{c}c}^{ian} D_{\bar{c}c}^{nj} (\partial_t R_{k, \bar{c}c}^{jo}) D_{\bar{c}c}^{om} \Gamma_{k, A\bar{c}c}^{lmb} D_{AA}^{li}. \end{aligned} \quad (20)$$

This is the flow equation for the ghost two-point function. It is depicted in Fig. 2. We observe that the pure ghost loop differs by a minus from the other diagrams as it should be.

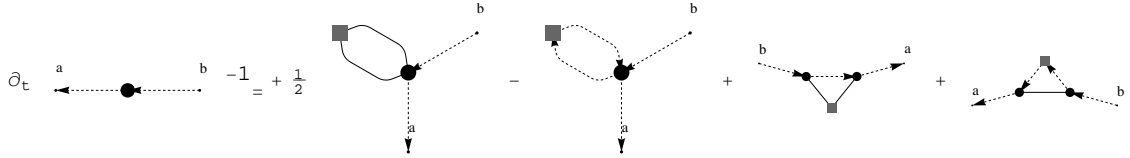


Figure 2: Ghost two-point function of Landau-gauge Yang-Mills theory. Solid lines denote gluons, dotted ones denote ghosts. The gray box represents the regulator insertion and blobs are dressed vertices.

2.3. Derivation of Dyson-Schwinger equations

For the sake of completeness we sketch the derivation of Dyson-Schwinger equations; details can be found in Ref. [98]. For a short description of a graphical derivation we refer the reader to Ref. [40]. To this end, we start with the following integral of a total derivative which yields zero:

$$\begin{aligned}
0 &= \int D[\phi] \frac{\delta}{\delta\phi_i} e^{-S+\phi_j J_j} = \int D[\phi] \left(-\frac{\delta S}{\delta\phi_i} + J_i \right) e^{-S+\phi_j J_j} \\
&= \left(-\frac{\delta S}{\delta\phi'_i} \Big|_{\phi'_i = \delta/\delta J_i} + J_i \right) Z[J].
\end{aligned} \tag{21}$$

We are allowed to interchange integration and differentiation when we replace the fields by derivatives with respect to the corresponding sources. This yields the DSEs for full correlation functions. Next, we replace $Z[J]$ by $e^{W[J]}$ and multiply the resulting equation with $e^{-W[J]}$ from the left. Using

$$e^{-W[J]} \left(\frac{\delta}{\delta J_i} \right) e^{W[J]} = \frac{\delta W[J]}{\delta J_i} + \frac{\delta}{\delta J_i}, \tag{22}$$

we find

$$-\frac{\delta S}{\delta\phi_i} \Big|_{\phi_i = \frac{\delta W[J]}{\delta J_i} + \frac{\delta}{\delta J_i}} + J_i = 0. \tag{23}$$

This is the (functional) DSE for connected correlation functions. To obtain the DSE for 1PI functions we perform a Legendre transformation of W with respect to all sources. Using $\delta W[J]/\delta J_i = \Phi_i$ and

$$\frac{\delta}{\delta J_i} = \frac{\delta\Phi_j}{\delta J_i} \frac{\delta}{\delta\Phi_j} = \frac{\delta}{\delta J_i} \frac{\delta W}{\delta J_j} \frac{\delta}{\delta\Phi_j} = \frac{\delta^2 W}{\delta J_i \delta J_j} \frac{\delta}{\delta\Phi_j} = D_J^{ij} \frac{\delta}{\delta\Phi_j}, \tag{24}$$

we are led to

$$\frac{\delta\Gamma}{\delta\Phi_i} = \frac{\delta S}{\delta\phi_i} \Big|_{\phi_i = \Phi_i + D_J^{ij} \delta/\delta\Phi_j}. \tag{25}$$

From this equation it is straightforward to derive DSEs for all 1PI functions by taking derivatives with respect to the fields. Recall that the summation over j includes a sum over all fields of the theory. The command `doDSE` evaluates Eq. (25) and computes the n -point functions. For explicit examples we refer the reader to Ref. [98].

3. Basic usage of *DoFun*

3.1. Actions

The package *DoDSERGE* represents the heart of *DoFun*. It contains the two commands `doDSE` and `doRGE` which allow the derivation of DSEs and RGEs, respectively. As input these commands use a symbolic form of the physical (effective) action. Contrary to the physical action written

down with all indices and momenta, we shall refer to this symbolic form as symbolic action in the following. The symbolic action is a list of the types of fields and their interactions. This already suffices to determine the structure of the equations in terms of generic n -point functions and propagators.

No specific information about the fields like their nature (e. g. scalar, spinor or vector field) appear in the definition of the symbolic action. The user only needs to provide the information whether a field is real, complex or Grassmann-valued. Details, such as the color or spin structure, only need to be provided when the package *DoAE* is used. In fact, the command `getAE` allows to generate specific expressions from the generic correlation functions obtained from `doDSE` and `doRGE`, respectively. The resulting expressions can then be simplified by, e. g., contracting indices. *DoFun* offers only a tool to perform the simplest kind of contractions, namely those involving Kronecker deltas. The implementation of an advanced handling of indices such as Lorentz or color indices is left to the user. However, we would like to stress that programs for these tasks exist and can be applied to the output of *DoFun*.

While the starting point for both `doDSE` and `doRGE` is an action, there is an important difference: `doDSE` requires the microscopic action S , whereas `doRGE` is based on an ansatz for the effective average action Γ_k . The latter is related to the classical action by $k \rightarrow \Lambda: \Gamma_{k \rightarrow \Lambda} \rightarrow S$.

As a simple example we consider a φ^4 theory. The symbolic action for this theory reads

```
actionS={{\varphi, \varphi}, {\varphi, \varphi, \varphi, \varphi}}
```

This action represents the bare action

$$S[\varphi] = \frac{1}{2} \int \frac{d^d q}{(2\pi)^d} \varphi(q) q^2 \varphi(-q) + \frac{1}{4!} \int \frac{d^d q}{(2\pi)^d} \frac{d^d r}{(2\pi)^d} \frac{d^d s}{(2\pi)^d} \lambda \varphi(q) \varphi(r) \varphi(s) \varphi(-q - r - s) \quad (26)$$

for `doDSE` with λ being the coupling constant. For `doRGE`, the symbolic action `actionS` represents the ansatz for the effective average action

$$\Gamma_k[\varphi] = \int \frac{1}{2} \frac{d^d q}{(2\pi)^d} \varphi(q) Z_k(q^2) q^2 \varphi(-q) + \frac{1}{4!} \int \frac{d^d q}{(2\pi)^d} \frac{d^d r}{(2\pi)^d} \frac{d^d s}{(2\pi)^d} \lambda_k(q, r, s, -q - r - s) \varphi(q) \varphi(r) \varphi(s) \varphi(-q - r - s) \quad (27)$$

where $Z_k(q^2)$ is the so-called wave-function renormalization and λ_k is a momentum-dependent coupling constant. Note that in the definition of the symbolic action `actionS` no signs or numerical factors appear. The program computes the latter from the multiplicity of the fields and their statistics. The bosonic or fermionic nature in this simple example is determined by the two-point function: if the list entries of length two have twice the same entry, e.g. $\{\varphi, \varphi\}$ in the example above, the field is considered to be bosonic. If there are two different fields, e. g. $\{c, \bar{c}\}$, then they represent as Grassmann-valued fields where \bar{c} is the anti-field of c .

There are two cases when we have to override this rule: (a) the fields mix at the two-point level as it is the case, for instance, in the Gribov-Zwanziger formalism [117], (b) we have complex bosonic fields. This can be done with the option `specificFieldDefinitions`, see below for a specific example.

We would like to stress that the action `actionS` can also stand for a different theory, for example,

$$S[\varphi] = \frac{1}{2} \sum_i \int \frac{d^d q}{(2\pi)^d} \varphi^i(q) q^2 \varphi^i(-q) + \frac{1}{8} \sum_{i,j} \int \frac{d^d q}{(2\pi)^d} \frac{d^d r}{(2\pi)^d} \frac{d^d s}{(2\pi)^d} \lambda \varphi^i(q) \varphi^i(r) \varphi^j(s) \varphi^j(-q - r - s). \quad (28)$$

This ambiguity of the symbolic action is due to the fact that the combinatorics of the equations can be the same for various theories.

As we use an ansatz for the effective average action in the derivation of RGEs, we may include operators which are not present in the classical action S . These operators may be generated in the

RG flow due to quantum fluctuations. In any case, the initial conditions for the RG flow equations are chosen such that $\Gamma_k \rightarrow S$ for $k \rightarrow \Lambda$. Thus, the ansatz for the effective average action together with the initial conditions determine the quantum field theory under consideration. For instance, we may use the following symbolic action for a one-component scalar field theory which is invariant under the transformation $\varphi \rightarrow -\varphi$:

$$\{\{\varphi, \varphi\}, \{\varphi, \varphi, \varphi, \varphi\}\}$$

However, we may also use

$$\{\{\varphi, \varphi\}, \{\varphi, \varphi, \varphi, \varphi\}, \{\varphi, \varphi, \varphi, \varphi, \varphi, \varphi\}\}$$

The initial value of the six-boson interaction is then set to zero at the UV scale $k = \Lambda$ to ensure $\Gamma_k \rightarrow S$ for $k \rightarrow \Lambda$. Alternatively, the action under consideration can be specified by the maximal order in a given type of field, e. g.

$$\{\{\varphi, 4\}\}$$

and

$$\{\{\varphi, 6\}\}$$

respectively. To check this we use the command `generateAction` which generates the corresponding action. For

```
generateAction[{\{\varphi, 4\}\}]
```

we find that the action consists of three terms, namely a two-, three- and four-point function. We can enforce the reflection symmetry $\varphi \rightarrow -\varphi$ by adding the argument *even*:

```
generateAction[{\{\varphi, 4, even\}\}]
```

Only vertices with an even number of legs are now included in the action.

Let us now discuss complex scalar fields. To define the symbolic action, we have to use the option `specificFieldDefinitions`. Using

```
actionCS={\{\varphi, \bar{\varphi}\}, \{\bar{\varphi}, \bar{\varphi}, \varphi, \varphi\}}
```

the commands `doDSE` and `doRGE` assume that φ is a Grassmann-valued field by default. To avoid this, we use the option `specificFieldDefinitions` in the derivation of functional equations. For the present case it reads

```
specificFieldDefinitions -> {\varphi, \bar{\varphi}}
```

and is given as an argument to `doDSE` or `doRGE`. An example is provided in Section 4.1.

For theories in which fields mix at the level of the two-point function, such as the local Gribov-Zwanziger action [117], we refer to a tutorial provided in the *Documentation Center of Mathematica*. Indeed *DoFun* has already been applied successfully to such types of theories [65, 104, 106].

In order to avoid confusion which types of ansätze for the effective average action, viz. which expansions, can be used with *DoFun* we want to state explicitly that all ansätze are suitable as long as n -point functions can be defined from them. This includes also the usual derivative expansion.

3.2. The basic constructs of *DoFun*

DoFun uses the command `generateAction` to translate symbolic actions given in list form into its 'internal' language. The basic quantity of this language is the `op` construct. It acts as a container for fields, propagators, regulator insertions and vertices and as such it is responsible for keeping order in the expressions. `op` constructs also represent the summation/integration over indices and they are indispensable for the implementation of anti-commuting fields. The most general expression appearing in *DoFun* consists of a sum of `op` functions with an arbitrary complex-valued number as coefficient¹⁰. Any numerical factors inside an `op` operator are immediately put in front of it. Before we discuss more specific examples, we introduce fields, propagators, regulator insertions and vertices.

¹⁰Note that fields, vertices, regulator insertions or propagators are not permitted as coefficients but only inside `op` functions.

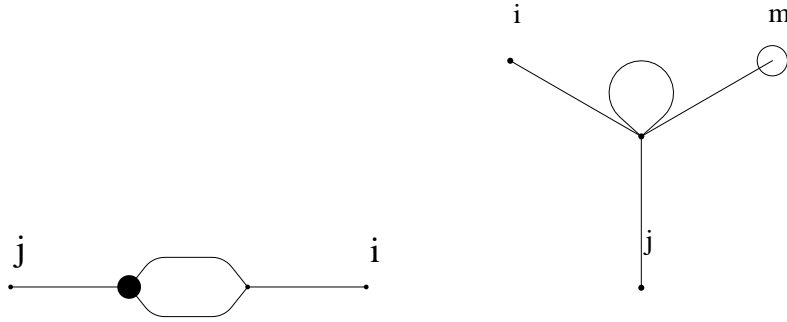


Figure 3: Two (simple) examples for loop diagrams as they appear in Dyson-Schwinger equations, see text for details. Solid lines represent a propagator, a blob a dressed vertex and the circle an external field.

Quantity	Meaning
$\{A, i\}$	field A with index i
$P[\{A, i\}, \{A, j\}]$	propagator of field A from i to j
$V[\{A, i\}, \dots, \{B, j\}]$	n -point function with legs $\{A, i\}, \dots, \{B, j\}$
$S[\{A, i\}, \dots, \{B, j\}]$	bare n -point function with legs $\{A, i\}, \dots, \{B, j\}$
$dR[\{A, i\}, \{A, j\}]$	regulator insertion
$op[\dots]$	contains fields, propagators, regulator insertions and vertices

Table 1: Overview of basic quantities of *DoDSERGE*.

- Fields are represented by a simple list, e.g. $\{A, i\}$, where the first entry is the label of the field and the second entry its generic index. At this level we only use one index which comprises all physical indices including momenta. Fields and indices represent the two smallest bits of information.
- In *DoFun* propagators and vertices only have fields as arguments. However, both propagators and fields are allowed as arguments of the `op` construct. A propagator is defined as $P[\{A, a\}, \{B, b\}]$ where the lists $\{A, a\}$ and $\{B, b\}$ denote its fields.
- In the context of functional RG equations a regulator insertion is represented by `dR` with two fields as argument, e. g. $dR[\{A, a\}, \{B, b\}]$.
- In the framework of *DoFun* we have to deal with bare and dressed n -point functions denoted by `S` and `V`, respectively. The arguments of `S` and `V` denote the external legs of the vertices. For RGEs only dressed n -point functions `V` appear.

While for bosons the order of fields is irrelevant, it is crucial for fermions. We have summarized our conventions for fermions in Appendix A. With these ingredients it is possible to draw Feynman diagrams with *DoFun*. For example:

`op[S[\{W, i\}, \{W, k\}, \{W, l\}], P[\{W, k\}, \{W, ks\}], P[\{W, l\}, \{W, ls\}], V[\{W, ks\}, \{W, ls\}, \{W, j\}]]`

see left panel of Fig. 3. Here W is a real bosonic field and the external indices of the diagram are i and j . A tadpole diagram with an additional external leg is given by

`op[S[\{W, i\}, \{W, k\}, \{W, l\}, \{W, m\}, \{W, j\}], P[\{W, k\}, \{W, l\}], \{W, m\}]`

see right panel of Fig. 3. Here, the field argument $\{W, m\}$ of the `op` function denotes an external field. A summary of the basic objects of *DoFun* can be found in Table 1.

Quantity	Meaning
<code>A[mom,i,j,...]</code>	field A with momentum mom and indices i, j, \dots
<code>P[A[mom1,i1,j1,...],A[mom2,i2,j2,...]]</code>	propagator of field A with indices $i1, i2, j1, j2, \dots$
<code>V[A[mom1,i1,...],...,B[momn,in,...]]</code>	n -point function with legs of fields A, \dots, B and indices $i1, \dots, in$
<code>S[A[mom1,i1,...],...,B[momn,in,...]]</code>	bare n -point function with legs of fields A, \dots, B and indices $i1, \dots, in$
<code>dR[A[mom1,i1,j1,...],A[mom2,i2,j2,...]]</code>	regulator insertion
<code>op[...]</code>	contains fields only

Table 2: Overview of basic quantities of *DoAE* and *DoFR*.

3.3. Feynman rules

In order to obtain physically meaningful expressions from the output of `doDSE` and `doRGE` we need to specify the actual (physical) meaning of the objects V , P , dR and S . Eventually this boils down to a specification of the Feynman rules. The definition of these objects is left to the user, i. e. the user has to provide the details concerning the propagators and the vertices. The Feynman rules can either be derived by hand or with the aid of independent packages, such as *FeynRules* [118]. Depending on the package used to derive the Feynman rules, the user may need to adapt the sign convention in these rules to ensure that they are compatible with our conventions for the definitions of n -point functions, see Eq. (5b).

Alternatively, it is possible to use the package *DoFR*, which is part of *DoFun*. This package also allows to derive Feynman rules from a given action. Independent of the method we choose, we need to define the propagators and vertices to further process the output of the commands `doDSE` and `doRGE`. In general, this is done by adding appropriate definitions of V , P , dR and S . To be more specific, a propagator in symbolic form is given by

```
P[{A,i},{A,j}]
```

Here, A can be any bosonic field. Let us now assume that A is a gluon field, i. e. it has Lorentz and color indices. The explicit representation of the propagator is then given by

```
P[A[p1,mu,a],A[p2,nu,b]]
```

The arguments are the fields whose arguments are the momenta and the (color) indices. Here, μ and ν are Lorentz indices and a and b are adjoint color indices. In order to define the propagator we evaluate the following expression:

```
P[A[p1_,mu_,a_],A[p2_,nu_,b_],explicit->True]:=
delta[color,a,b](metric[mu,nu]-p1[mu]p1[nu]/p1^2)/p1^2/Z[p1^2]
```

At this point several comments are in order:

- The option `explicit->True` is required to force *DoFun* to use this definition of the propagator, see also below the function `getAE`.
- The representation of objects like Kronecker deltas, four-momenta or dressing functions is completely left to the user. For illustration we have used a self-evident notation here. For example, `metric[mu,nu]` denotes the metric tensor and `p1[mu]` is a four-vector.
- The momentum conservation of the propagator is taken into account implicitly, i. e. we define the propagator as a function depending on two different momenta but we only use one of these arguments on the right-hand side. Note that the output of `getAE` already takes momentum conservation into account.

Other quantities, such as the vertices V and S or the regulator insertions dR , are defined accordingly, see table 2. For example, the dressed ghost-gluon vertex can be defined as follows:

```
V[A[p1_, mu_, a_], cb[p2_, b_], c[p3_, c_], explicit -> True]:=
I g structureConstant[a,b,c]
(ghgDressing1[p1,p2,p3] p2[mu]+ghgDressing2[p1,p2,p3] p1[mu])
```

Next, we turn to the package *DoFR* which can be used to derive the Feynman rules. The use of the commands of this package requires a physical action expressed in terms of the `op` operator. Note that in this case the syntax of the `op` operator differs from the syntax which is used to define a symbolic action: Only fields are permitted here as an argument for the `op` operator. Moreover they have to be given in an explicit form:

```
field[momentum, index1, index2, ...]
```

where `field` is the name of the field. Its first argument is *always* the momentum and the others correspond to the labels of the indices of the fields, e. g. color or Dirac indices. The order of the indices is determined by the user. Note that the physical action always has to be given in momentum space. In general it is automatically assumed that there is an integral over reappearing momentum labels and a sum over reappearing indices. Integrals and sums are never written out explicitly in *DoFun*. As an example we consider the action of an N -component scalar theory up to fourth order. First, we need to define `phi` as a field. In addition, we have to specify its indices. This is done with the command `defineFieldsSpecific`, see Section 4.3 for more details:

```
defineFieldsSpecific[{phi[momentum, type]}];
```

DoFun now knows that `phi` is a bosonic field with one index `type`. We can check our specifications with

```
{bosonQ@phi, Head@phi}
```

```
--> {True, boson}
```

and

```
indices[phi]
```

```
--> {type}
```

The action in momentum space,

$$\int \frac{d^d q}{(2\pi)^d} \phi^i(q) q^2 \phi^i(-q) + \int \frac{d^d q}{(2\pi)^d} \frac{d^d r}{(2\pi)^d} \frac{d^d s}{(2\pi)^d} \lambda(q, r, s, -q - r - s) \phi^i(q) \phi^i(r) \phi^j(s) \phi^j(-q - r - s), \quad (29)$$

is then given by

```
action=q^2 op[phi[q,i],phi[-q,i]]/2
+lambda[q,r,s,-q-r-s]/8 op[phi[q,i],
phi[r,i],phi[s,j],phi[-q-r-s,j]];
```

To define an action within *DoFun* we have to obey a few rules. For example, the employed dummy indices must be unique variables and the momenta must be recognizable as momenta. To facilitate this task we may use the command `convertAction` which attempts to rewrite an action given by the user into such a form:

```
actionC=convertAction[action]
```

```
--> 1/2 q$744^2 op[phi[q$744, dummy[1]], phi[-q$744, dummy[1]]] +
1/8 lambda[q$748, q$749, q$750, -q$748 - q$749 - q$750]
op[phi[q$748, dummy[2]], phi[q$749, dummy[2]],
phi[q$750, dummy[3]], phi[-q$748 - q$749 - q$750, dummy[3]]]
```

The employed momenta are uniquely labeled `qi`. The internal indices in `action` have been replaced by the placeholders `dummy[...]` which represent unique dummy indices.

Finally we can use the command `getFR` to derive the two-point and four-point functions:

```
twoPoint=getFR[actionC, {phi[p1, i], phi[p2, j]}]
```

```
--> p1^2 delta[type, i, j] deltam[p1 + p2]
```

Here, the δ distribution in momentum space is represented by

```
deltam[p1+p2]
```

which corresponds to $(2\pi)^d \delta(p1+p2)$ and `delta[type, i, j]` denotes a standard Kronecker delta with indices `i` and `j`. We shall return to the function `delta` below.

The general syntax of `getFR` is

```
getFR[actionC, {field1[momenta and indices],
  fields2[momenta and indices], ...}]
```

From this we infer how to get the four-point function:

```
fourPoint=getFR[actionC,
  {phi[p1, i], phi[p2, j], phi[p3, k], phi[p4, l]}];
```

In the present example the four-point functions consists of 24 terms. This is the most general case but usually an approximation suffices. For instance, for a study of an $O(N)$ model a point-like approximation to the quartic coupling may already be sufficient to capture a wide range of physics.¹¹ In this case we are left with three terms:

```
fourPoint/.lambda[___]:>lambda
```

```
--> -lambda delta[type, i, l] delta[type, j, k]
  deltam[p1 + p2 + p3 + p4] -
lambda delta[type, i, k] delta[type, j, l]
  deltam[p1 + p2 + p3 + p4] -
lambda delta[type, i, j] delta[type, k, l]
  deltam[p1 + p2 + p3 + p4]
```

The minus sign is due to our definition of the vertices, see Eq. (5b).

Having derived the equations for the two- and four-point functions we now have to define the specific form of the propagator and the vertex functions `P` and `V`, respectively. We infer the form of the propagator from `twoPoint`, which has been calculated above:

```
P[phi[p1_, ind1_], phi[p2_, ind2_], explicit->True]:=
  delta[type, ind1, ind2]/p1^2/Z[p1^2];
```

where we added the dressing function since `P` represents the full propagator. It is important to stress that no δ distribution should appear in the definition of the propagator. The latter is implicitly assumed. Similar to the propagator we can define the vertex. While the propagator is defined to be the inverse of the two-point function, we can directly employ the output of `getFR` to define the vertex function:

```
V[phi[p1_, i_], phi[p2_, j_], phi[p3_, k_], phi[p4_, l_],
  explicit -> True]=
  getFR[actionC,
    {phi[p1, i], phi[p2, j], phi[p3, k], phi[p4, l]}]/
  deltam[p1 + p2 + p3 + p4] // Expand;
```

We would like to stress again that no momentum-conserving δ function should appear in the definition of the vertex functions. Bare vertices `S` and regulator insertions `dR` are defined in the same way as the vertex functions.

Finally we would like to comment on a function offered by `DoFun` which may prove useful in many cases, namely `delta`. It is a generalization of the standard Kronecker delta which allows to relate the indices to a certain type of object. For example, `delta[ind, i, j]` is a Kronecker delta with indices `i` and `j` associated with the index type `ind`. Let us give a few basic examples for the application of the function `delta`:

¹¹In an RG approach the quartic coupling is a scale-dependent quantity, even in the point-like limit.

```

delta[1,1] --> 1
delta[0,3] --> 0
delta[ind,a,a] --> dim[ind]

```

where `dim` represents the dimension of the representation associated with this index. Although it is not mandatory to specify the type of object to which the indices belong, we highly recommend to do so in more involved cases with several different indices and types of objects. With the function `integrateDeltas` *DoFun* offers the possibility to 'integrate out' these `delta` functions. Usually this function even works in cases in which one of the indices is part of a different function, e. g.

```

someFunction[a, b] delta[a, c] // integrateDeltas
--> someFunction[c, b]

```

Note that `integrateDeltas` checks whether an index appears more than twice in `delta` functions. The functions `delta` and `integrateDeltas` are also used by `getFR`. In the subsequent sections we discuss the usage of the main functions of *DoFun* by means of specific examples.

4. Derivation of functional equations

4.1. Derivation of Dyson-Schwinger equations

The function for the derivation of DSEs is `doDSE`. In the simplest case the function call reads

```
doDSE[action, derivatives]
```

The main input is the symbolic action which is called `action` in the example above¹², see Section 3.1 for details. The argument `derivatives` is a list of fields corresponding to the legs of the n -point function we would like to compute. A simple example is the DSE for the two-point function of a scalar theory, see also Fig. 4:

```

doDSE[{{phi,phi}}, {phi,phi,phi,phi}}, {phi, phi}]
--> op[S[{{phi, i1}}, {phi, i2}]] -
1/2 op[S[{{phi, i1}}, {phi, i2}}, {phi, r1}}, {phi, s1}],
P[{{phi, r1}}, {phi, s1}]] -
1/6 op[S[{{phi, i1}}, {phi, r1}}, {phi, r2}}, {phi, s1}],
P[{{phi, r1}}, {phi, s2}], P[{{phi, r2}}, {phi, t2}],
P[{{phi, s1}}, {phi, u2}],
V[{{phi, i2}}, {phi, s2}}, {phi, t2}}, {phi, u2}]]

```

When we do not attach indices to the fields in the list `derivatives`, the indices are attached automatically to the legs by `doDSE`. In the present example, `doDSE` has chosen `i1` and `i2` as index labels. Alternatively, it is possible to choose specific indices by including them in the list `derivatives`:

```

twoPointPhi=doDSE[{{phi,phi}}, {phi,phi,phi,phi}}, {{phi,a}}, {phi,b}]]
--> op[S[{{phi, a}}, {phi, b}]] -
1/2 op[S[{{phi, a}}, {phi, b}}, {phi, r1}}, {phi, s1}],
P[{{phi, r1}}, {phi, s1}]] -
1/6 op[S[{{phi, a}}, {phi, r1}}, {phi, r2}}, {phi, s1}],
P[{{phi, r1}}, {phi, s2}], P[{{phi, r2}}, {phi, t2}],
P[{{phi, s1}}, {phi, u2}],
V[{{phi, b}}, {phi, s2}}, {phi, t2}}, {phi, u2}]]

```

For a fermionic theory the derivation of functional equations works in the same way. Consider

¹²In principle, `doDSE` and `doRGE` also accept physical actions. However, the physical actions are transformed into symbolic actions by `doDSE` and `doRGE`.

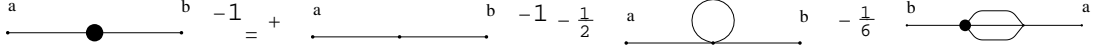


Figure 4: The two-point function DSE of φ^4 theory.

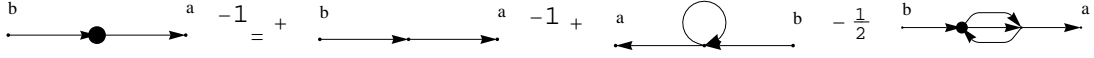


Figure 5: The two-point function DSE of $(\bar{\psi}\psi)^2$ theory.

```
twoPointPsi=doDSE[{{psi, psib}, {psib, psib, psi, psi}},
  {{psib, a}, {psi, b}}]
```

```
--> op[S[{{psi, b}, {psib, a}}] +
  op[S[{{psib, a}, {psib, r1}, {psi, s1}, {psi, b}},
  P[{{psi, s1}, {psib, r1}}] -
  1/2 op[S[{{psib, a}, {psib, r1}, {psi, r2}, {psi, s1}},
  P[{{psi, s2}, {psib, r1}}, P[{{psi, r2}, {psib, t2}}],
  P[{{psi, s1}, {psib, u2}},
  V[{{psib, t2}, {psib, u2}, {psi, s2}, {psi, b}}]]
```

Here, `psi` is the fermion and `psib` the anti-fermion. The first entry in the list `action` corresponds to the kinetic term whereas the second term corresponds to a four-fermion interaction, see also Sect. 5.2. The result is depicted in terms of Feynman diagrams in Fig. 5. The notation for fermions as `{fermion, anti-fermion}` is quite convenient and is used throughout *DoFun*. However, the treatment of complex bosonic fields also requires different labels for the fields. To avoid the identification of complex bosonic fields as Grassmann fields we have to use the option `specificFieldDefinitions` in `doDSE`. To be specific, we consider an action which describes a toy model of a complex scalar field `phi` and a fermionic field `psi`:

```
twoPointMixed=doDSE[{{phi, phib}, {psi, psib},
  {psib, psi, phib, phi}, {phib, phib, phi, phi},
  {psib, psib, psi, psi}},
  {{phi, b}, {phib, a}},
  specificFieldDefinitions -> {phi, phib, {psi, psib}}];
```

The arguments of `specificFieldDefinitions` are the bosonic fields and a list of the fermion pair. The output is shown graphically in Fig. 6.

4.2. Derivation of renormalization group equations

The derivation of RGEs with the command `doRGE` works very similar to the derivation of DSEs. We start with two simple examples: the flow equations for the effective average action itself and the two-point function for a φ^4 -theory, see Fig. 7:

```
doRGE[{{phi, phi}, {phi, phi, phi, phi}}, {}]
--> 1/2 op[dR[{{phi, r1}, {phi, s1}}, P[{{phi, s1}, {phi, r1}}]]
```

and

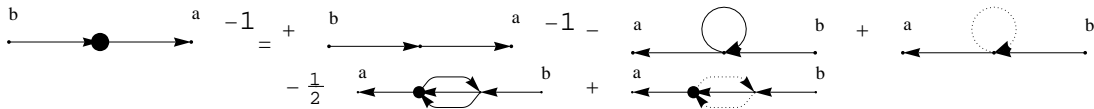


Figure 6: The two-point function DSE of a theory with complex scalars φ and fermions ψ with interactions $(\bar{\varphi}\varphi)^2$, $(\bar{\psi}\psi)^2$ and $\bar{\varphi}\varphi\bar{\psi}\psi$. Bosons are denoted by a continuous line, fermions by a dotted one.

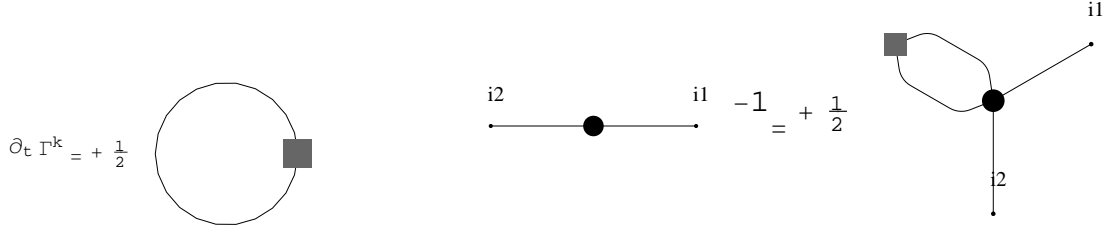


Figure 7: The flow equations for the effective action (left) and the two-point function (right).

```
doERGE[{{phi, phi}, {phi, phi, phi, phi}}, {phi, phi}]
```

```
--> 1/2 op[dR[{phi, r1}, {phi, s1}], P[{phi, t1}, {phi, r1}],
      P[{phi, s1}, {phi, v1}],
      V[{phi, i2}, {phi, i1}, {phi, v1}, {phi, t1}]]
```

The rules for fermions and complex fields are the same as for the derivation of DSEs.

For `doERGE` we have the additional option `tDerivative`. It allows to suppress the derivative $\tilde{\partial}_t$ which attaches the derivative of the regulator to the internal lines of the 1PI diagrams¹³. This is useful if one is only interested in the structure of the RG equations. For illustration, we show the output of `doERGE` for the three-point function of a φ^3 theory in Fig. 8 as obtained for `tDerivative->True` (top panel) and for `tDerivative->False` (bottom panel). To obtain the output shown in the top panel of Fig. 8 we have used

```
threeR = doERGE[{{phi, phi}, {phi, phi, phi}}, {phi, phi, phi}];
```

whereas we have employed

```
threeRnot = doERGE[{{phi, phi}, {phi, phi, phi}}, {phi, phi, phi},
  tDerivative -> False]
```

```
--> op[V[{phi, i1}, {phi, r1}, {phi, r2}], P[{phi, r2}, {phi, s2}],
      V[{phi, i2}, {phi, s2}, {phi, t2}], P[{phi, t2}, {phi, u2}],
      V[{phi, i3}, {phi, u2}, {phi, v2}], P[{phi, r1}, {phi, v2}]]
```

to obtain the output shown in the bottom panel. Here, we have not given the non-graphical output of `doERGE` for the case with `tDerivative->True` since it is rather lengthy. Note the different signs appearing in the two graphical representations which arise due to the derivative Eq. (15).

4.3. (Graphical) Representation of the output of `doERGE` and `doDSE`

The output of `doDSE` and `doERGE` in terms of `op` functions does not look very transparent from a physical point of view. In the previous sections we have already made use of the fact that the output of `doDSE` and `doERGE` can be illustrated in terms of Feynman diagrams. Before we discuss this option in more detail, we would like to discuss a further possibility to represent the output of `doDSE` and `doERGE` within *DoFun*.

The function `shortExpression`, or equivalently `sE`, transforms the fields, propagators, regulator insertions and vertices in the output of `doDSE` and `doERGE` into more familiar expressions. For example, a propagator is denoted by Δ . Consider the expression:

```
shortExpression[op[S[{W, i}, {W, k}, {W, l}], P[{W, k}, {W, ks}],
  P[{W, l}, {W, ls}], V[{W, ks}, {W, ls}, {W, j}]]]
```

This yields

$$S_W^{i r_1 s_1} \Gamma_W^{t_1 v_1 j} \Delta_W^{r_1 t_1} \Delta_W^{s_1 v_1}.$$

¹³Note that diagrams with the same topology but the regulator insertion attached to different internal lines appear on the right-hand side of the functional RG equations.

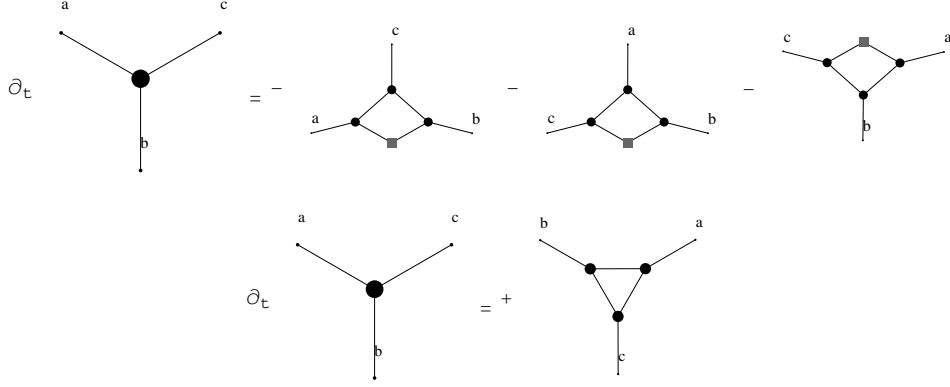


Figure 8: Output of `doRGE` for the three-point function of a φ^3 theory in terms of Feynman diagrams as obtained for `tDerivative->True` (top panel) and for `tDerivative->False` (bottom panel). Note that the derivative ∂_t is not indicated explicitly on the right-hand side of the bottom panel though it is contained in the expression.

Symbol	Standard value
<code>\$propagatorSymbol</code>	Δ
<code>\$bareVertexSymbol</code>	S
<code>\$vertexSymbol</code>	Γ
<code>\$regulatorInsertionSymbol</code>	R

Table 3: Symbols used in `shortExpression`.

The field types are given as subscripts and their (collective) indices (momenta, ...) are given as superscripts. Propagators are represented as Δ and bare and dressed vertices as S and Γ , respectively. A regulator insertion is denoted by $\partial_t R$. Note that these string objects can be changed with the aid of the variables given in table 3. Moreover `shortExpression` accepts style options, e. g.

```
shortExpression[op[S[{W,i},{W,k},{W,l}], P[{W,k},{W,ks}],
  dR[{W,ks},{W,ms}], P[{W,ms},{W,m}], P[{W,l},{W,ls}],
  V[{W,m},{W,ls},{W,j}]], FontSize->20, Bold]
```

It yields

$$\partial_t R_{WW}^{s1t1} S_{WWW}^{ir1r2} \Gamma_{WWW}^{u1v1j} \Delta_{WW}^{r1s1} \Delta_{WW}^{r2v1} \Delta_{WW}^{t1u1}.$$

Of course, the representation of functional equations in terms of Feynman diagrams is most intuitive from a physical point of view. To this end, we have included two commands, namely `DSEPlot` and `RGEPlot`. As these functions are very similar we only discuss `RGEPlot` here. Differences exist in the output, e. g. `RGEPlot` adds a ∂_t to the left-hand side of the functional equation. Usually `RGEPlot` is called as follows:

```
RGEPlot[output of doRGE, style definitions for the fields]
```

The first argument is the output of `doRGE`. Of course, modifications by the user are allowed as long as the basic structure, namely a sum of `op` functions, is not changed. The second argument is optional. It allows to determine the graphics style for the fields. It has to contain a list of lists: The first argument of each sublist gives the name of the field and the remaining arguments can be graphics directives specifying the style of the propagators of that field. For the graphics style of the anti-fermions `RGEPlot` automatically uses the same graphics style as for the fermions. Style definitions can be, for example, colors or directives like `Dotted` or `Dashed`. If we do not set the style of the fields explicitly, the propagators and vertices are labeled according to the names of their fields. Examples for these two cases are

```
RGEPlot[
```

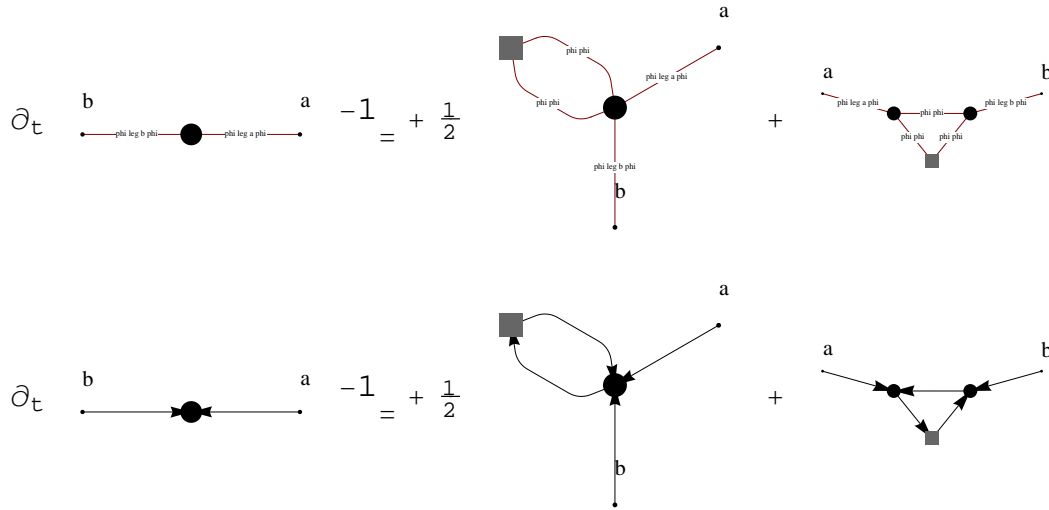


Figure 9: Examples for the representations of RGEs in terms of Feynman diagrams without (top) and with (bottom) user-defined styles for the fields.

```
doRGE[
  {{phi, phi}, {phi, phi, phi}, {phi, phi, phi, phi}},
  {{phi, a}, {phi, b}}]
]
```

and

```
RGEPlot[
  doRGE[
    {{phi, phi}, {phi, phi, phi}, {phi, phi, phi, phi}},
    {{phi, a}, {phi, b}},
    {{phi, Black}}]
]
```

The output is shown in Fig. 9.

There are also options which allow to set the style of indices (`indexStyle`) or numerical coefficients (`factorStyle`) and to determine the number of diagrams shown in one row. These options are explained in detail in a dedicated part of the *Documentation Center of Mathematica*. Here, we only discuss the option `output`. It allows three settings:

- **List**: Gives a list of individual graphs.
- **forceEquation**: Draws also the left-hand side of the equation.
- **complete** (default): Gives the complete equation including the left-hand side if the expression contains several graphs. If the expression consists of a single graph, only this graph is shown.

We would like to point out that we have to define the nature of the fields in order to use `DSEPlot` and `RGEPlot`. As discussed above, the fields are automatically defined when we use `doDSE` and `doRGE` but they can also be defined by hand with the aid of the command `defineFields`. Its syntax is

```
defineFields[list of bosons, list of fermions,
  list of complex fields]
```

The lists of fermions and complex fields are given in the usual double notation of fermions and anti-fermions, e.g., `{{c,cb}, {q,qb}}`. If there are no fields of a certain type, an empty list, `{}`, is required as argument. Note that the nature of the fields is defined automatically when `generateAction` is used.

Both functions, `DSEPlot` and `RGEPlot`, are based on the *Mathematica* function `GraphPlot`. This has the advantage that we can directly use a built-in function of *Mathematica*. On the other hand, there are a few drawbacks. For example, we are not aware of a simple way to plot wiggly lines to, e. g., represent gluons. Also, for higher vertex functions it might be the case that different lines appear on top of each other. Thus, the output looks wrong at first glance. Non-planar diagrams also represent a problem for `DSEPlot`, see a corresponding notebook in the *Documentation Center*. In general, however, `DSEPlot` and `RGEPlot` provide useful output which allows to check the associated functional equations.

4.4. Algebraic expressions

As illustrative the graphical representation may be, the full analytic expressions containing all indices and momenta are required for an evaluation of the functional equations. To this end, we have included the package *DoAE*. To translate the output of `doDSE` or `doRGE` into algebraic expressions we use the function `getAlgebraicExpression`, or short `getAE`. It uses the symbolic output of `doDSE` or `doRGE` and adds the indices and momenta as indicated by the user. Its syntax is

```
getAE[exp, external momenta and indices, options]
```

The first argument is an expression in symbolic notation, not necessarily the output of `doDSE` or `doRGE`. If it is a sum of several op-functions, `getAE` returns a list so that terms can be traced back to their origin. To obtain the sum instead, one uses the command `Plus@@getAE[...]`. The second argument is a list of the external legs together with labels for their momenta and indices. For every external leg there has to be a list entry as follows

```
{field, generic index, momentum, real indices}
```

Here, `generic index` refers to the index label which appears in the output of `doDSE` or `doRGE`. Recall that the indices are chosen according to `i1`, `i2` and so on, if we do not explicitly provide index labels. `momentum` can be a symbol, e. g., `p1`, or a number. `real indices` are the indices corresponding to this leg. Note that Feynman rules have to be properly defined by overloading the functions `P`, `V`, `S` and `dR` as described in Section 3.3.

The command `getAE` replaces the generic indices appearing in the output of `doDSE` and `doRGE` with conventional symbols for the momenta and indices of the fields and applies the Feynman rules for the propagators and vertices. Therefore we need to define the indices with the function `defineFieldsSpecific`:

```
defineFieldsSpecific[{boson[momentum, index1, ...], ...
  {fermion[momentum, index2, ...],
  anti-fermion[momentum, index2, ...]}, ...]
```

The argument is a list of fields where bosons and fermions are specified in the typical manner of grouping fermion and anti-fermion into sublists. The arguments of the fields denote the labels of their indices. `momentum` is the obligatory first argument followed by the other indices. The indices of a field can be checked with the command `indices`. Here we do not need to worry about complex fields. Note that `defineFieldsSpecific` should not be confused with `defineFields` which is required for plotting graphs.

The names of dummy indices depend on the specific type of index. For example, Lorentz indices, labeled `lor`, are named `\[Mu]`, `\[Nu]` and so on by `getAE`¹⁴. Apart from Lorentz indices color indices in the adjoint representation, labeled `adj`, are the only predefined indices. If not specified otherwise, the names `a`, `b`, `c` are assigned automatically to new index labels. Alternatively, it is possible to assign labels to specific index types with the aid of the function `addIndices`. In fact, this function assigns a list of labels to a specific index name, e. g. `flavor`:

```
addIndices[{flavor, {i, j, k, l, m, n}}]
```

With `resetIndices[]` we can reset the index labels to the default definitions of *DoFun*.

We illustrate the use of `getAE` with the aid of a comparatively simple theory, namely an N -component scalar theory truncated at the level of the four-point function. Many of the required

¹⁴Note that the internal routine ensures that these names are unique.

steps to derive the functional equations of this theory have already been explained above. Therefore we only give the commands to derive the flow equations of the two- and four-point functions. First we define the fields

```
defineFieldsSpecific[phi[momentum, type]];
```

Next we specify the name of the indices. We choose i, j and so on:

```
addIndices[type, {i, j, l, m, n}];
```

The Feynman rules for the propagator, the regulator insertion and the quartic vertex with a momentum-independent coupling λ are defined as follows:

```
P[phi[p1_, i_], phi[p2_, j_], explicit -> True] :=
  delta[type, i, j]/(Z[k, p1^2] p1^2 + R[k, p1^2])
dR[phi[p1_, i_], phi[p2_, j_], explicit -> True] :=
  delta[type, i, j] dR[k, p1^2]
V[phi[p1_, i_], phi[p2_, j_], phi[p3_, k_], phi[p4_, l_],
  explicit -> True] :=
  -lambda delta[type, i, l] delta[type, j, k] -
  lambda delta[type, i, k] delta[type, j, l] -
  lambda delta[type, i, j] delta[type, k, l]
```

To derive the RG equations for the two-point and the four-point functions we use

```
twoR = doERGE[{phi, phi}, {phi, phi, phi, phi},
  {phi, a}, {phi, b}];
fourR = doERGE[{phi, phi}, {phi, phi, phi, phi},
  {phi, a}, {phi, b}, {phi, c}, {phi, d}];
```

Now we employ `getAE` and choose the external momenta to be zero:

```
Plus@@getAE[twoR, {{phi, a, 0, i}, {phi, b, 0, j}}];
Plus@@getAE[fourR, {{phi, a, 0, i}, {phi, b, 0, j},
  {phi, c, 0, l}, {phi, d, 0, m}}];
```

We applied `Plus` to get the sums of the expressions. To bring the results into a convenient form we multiply them with appropriate Kronecker δ 's and sum over the corresponding indices. For the two-point function we obtain

```
integrateDeltas[
  delta[type, j, l] delta[type, j, l] Plus @@
  getAE[twoR, {{phi, a, 0, i}, {phi, b, 0, j}}] /.
  dim[type] -> Ntype
--> -((lambda delta[type, i, j] dR[k, q1^2])/
  (R[k, q1^2] + q1^2 Z[k, q1^2])^2) -
  (lambda Ntype delta[type, i, j] dR[k, q1^2])/
  (2 (R[k, q1^2] + q1^2 Z[k, q1^2])^2)
```

For the four-point function we find

```
integrateDeltas[
  delta[type, i, l] delta[type, j, l] delta[type, l, l]
  delta[type, m, l] Plus@@getAE[fourR,
  {phi, a, 0, i}, {phi, b, 0, j}, {phi, c, 0, l},
  {phi, d, 0, m}]
] /. dim[type] -> Ntype
--> -((24 lambda^2 dR[k, q1^2])/(R[k, q1^2] + q1^2 Z[k, q1^2])^3) -
  (3 lambda^2 Ntype dR[k, q1^2])/(R[k, q1^2] + q1^2 Z[k, q1^2])^3
```

Specifying the regulator $R[k, q_1^2]$ and its insertion $dR[k, q_1^2]$ and adding the integral yields then the final results suitable for an analytic or numerical evaluation.

This was a first quick introduction into the usage of `getAE`. For a more detailed introduction we refer the reader to the subsequent section. There, we also discuss how the equations for a regime with spontaneously broken $O(N)$ symmetry can be derived.

5. Examples

5.1. $O(N)$ models

$O(N)$ symmetric scalar field theories play a very prominent role in theoretical physics. First of all, they represent a valuable testing ground for a study of spontaneous symmetry breaking. In particular, the critical exponents at the phase transition are accessible to a large variety of methods. Therefore studies of the critical behavior of $O(N)$ models allow us to benchmark theoretical approaches. Within the functional renormalization group approach critical behavior has been indeed studied in great detail, see e. g. Refs. [22–26].

In this section we use several symbolic actions representing different levels of truncations. First, we define an ansatz for an action which contains interactions up to the ten-boson coupling. For the flows calculated below this effectively corresponds to no truncation:

```
actionONSymbolic = {{phi, 10, even}};
```

We then specify a truncated action which only includes a quartic interaction term:

```
actionONSTrunc2 = {{phi, 4, even}};
```

The fields are specified with one index type:

```
defineFieldsSpecific[{{phi[momentum, type]}];
```

We define the corresponding physical actions below. However, we would like to add that it is possible to use a potential $U(\phi^2)$ to define the action instead of a sum of various interaction terms, e. g. $U(\phi^2) = (1/2)m^2\phi^2 + (\lambda/8)\phi^4$ where $\phi^T = (\phi_1, \dots, \phi_N)$. This can be done as follows:

```
actionONPotential = convertAction[
  1/2 (q^2 Z[q^2] + R[k]) op[phi[q, a], phi[-q, a]] + U[phi]];
```

DoFun recognizes $U[\text{phi}]$ as a self-interaction potential and its derivatives are denoted by $\text{der}[U[\text{phi}], \{\text{phi}[p1, i1], \dots\}]$.

For the representation of the internal lines in Feynman diagrams we choose a solid black line:

```
fieldStyleON = {{phi, Black}};
```

5.1.1. Symmetric regime

In case of unbroken $O(N)$ symmetry in the ground state we have $\langle \phi \rangle = 0$. We may then use the following ansatz for the effective potential and the wave-function renormalization

$$U_k(\rho) = U_k(0) + \sum_{m=1}^{\infty} \frac{\bar{\lambda}_m}{m!} \rho^m, \quad (30)$$

$$Z_k(\rho) = \sum_{m=0}^{\infty} \frac{Z_k^{(m)}}{m!} \rho^m, \quad (31)$$

where $\rho = 1/2\phi^2$.

The symbolic forms of the flow equations for $U_k(0)$, the two-, four- and six-point functions are obtained as follows:

```
zeroPoint = doRGE[actionONSymbolic, {}];
twoPoint = doRGE[actionONSymbolic, {phi, phi}];
fourPoint = doRGE[actionONSymbolic, {phi, phi, phi, phi}];
sixPoint = doRGE[actionONSymbolic, {phi, phi, phi, phi, phi, phi}];
```

The results for the zero-, two- and four-point functions are depicted in Fig. 10. At this level of the derivation these equations are still exact. Higher n -point functions can also be obtained in this way. However, the computing times increase due to the high number of terms arising at the intermediate steps of the derivation. For example, it takes roughly two minutes on an AMD Phenom II X4 quad core processor to derive the eight-point function; approximately 100.000 terms are generated during the derivation. At the end we are left with only 1.954 distinct diagrams. As a non-trivial check we have also derived the flow equation for the nine-point function. This involves about one million intermediate terms. As expected due to the underlying symmetries of the theory, these terms sum up to zero.

Let us now define the propagator of the scalar field and the regulator insertion:

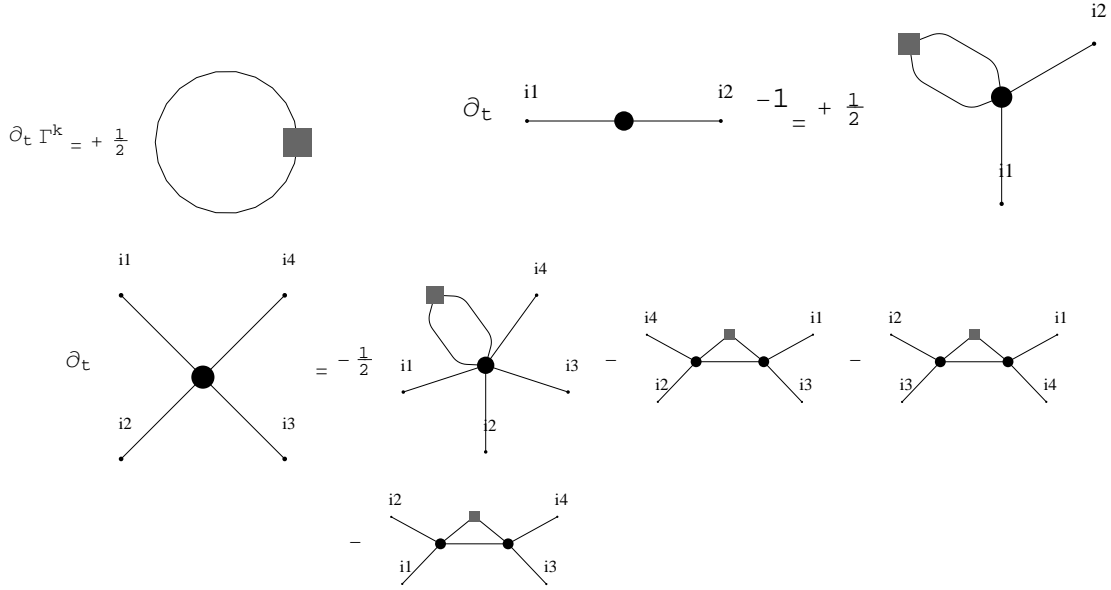


Figure 10: Flow equations for the effective average action and the two- and four-point functions.

```
P[phi[p1_, a_], phi[p2_, b_], explicit -> True] :=
(delta[type, a, b])/(Z[p1^2] + R[p1^2, k]);
dR[phi[p1_, a_], phi[p2_, b_], explicit -> True] :=
delta[type, a, b] dR[p1^2, k];
```

In the following we truncate the ansatz for the effective average action at the lowest non-trivial order, i. e. we only allow for a quartic interaction term. Thus the physical action reads

```
actionON2 =
convertAction[
1/2 (p^2 Z[p^2] + R[k]) op[phi[p, i], phi[-p, i]] +
lambda2/8 op[phi[p, i], phi[q, i], phi[r, j],
phi[-p - q - r, j]]];
```

The Feynman rule for the four-point function is then defined as follows:

```
V[phi[p1_, i_], phi[p2_, j_], phi[p3_, l_], phi[p4_, m_],
explicit -> True] = getFR[actionON2, {phi[p1, i], phi[p2, j],
phi[p3, l], phi[p4, m]}/deltam[p1 + p2 + p3 + p4] // Expand;
```

To obtain the algebraic expressions for the equations we use `getAE`. We start with the flow equation for the effective average action:

```
zeroPointAlg = Plus @@ getAE[zeroPoint, {}] // integrateDeltas
--> (dim[type] dR[q1^2, k])/(2 (R[q1^2, k] + Z[q1^2]))
```

To derive the algebraic expressions for the flow equations of the two- and four-point functions with `getAE` we need to provide lists for the indices and momenta associated with the external legs:

```
twoPointAlg = Plus @@ getAE[twoPoint,
{{phi, i1, p1, i}, {phi, i2, p2, j}}] // integrateDeltas
--> -((lambda2 delta[type, i, j] dR[(p1 + p2 + q1)^2,
k])/((R[(-p1 - p2 - q1)^2, k] +
Z[(-p1 - p2 - q1)^2]) (R[q1^2, k] + Z[q1^2]))) -
(lambda2 delta[type, i, j] dim[type] dR[(p1 + p2 + q1)^2, k])/
(2 (R[(-p1 - p2 - q1)^2, k] + Z[(-p1 - p2 - q1)^2]) (R[q1^2, k] +
Z[q1^2]))
```

and

```
fourPointAlg = Plus @@ getAE[fourPoint,
  {{phi, i1, 0, i}, {phi, i2, 0, j}, {phi, i3, 0, l},
  {phi, i4, 0, m}}] /. V[a___] := 0 /; Length@a > 4 //
  integrateDeltas// Simplify

--> -((lambda2^2 (delta[type, i, m] delta[type, j, l] +
  delta[type, i, l] delta[type, j, m] +
  delta[type, i, j] delta[type, l, m]) (8 + dim[type]) dR[q1^2,
  k])/(R[q1^2, k] + Z[q1^2])^3)
```

Note that we consider the point-like limit here, i. e. we set the external momenta to zero. According to our truncation we also set the six-point function to zero with the replacement rule `V[a___] := 0 /; Length@a > 4`. Alternatively, we could also define this vertex as

```
V[phi[_], phi[_], phi[_], phi[_], phi[_], phi[_], explicit->True]:=0
```

Another way would have been to use the truncated action `actionONStrunc2` for the calculation of `fourPoint`. The resulting expressions can be evaluated further. This is discussed for the case with broken $O(N)$ symmetry in the following section.

5.1.2. (Spontaneously) Broken $O(N)$ symmetry in the ground state

In case of a (spontaneously) broken $O(N)$ symmetry in the ground state the expectation value of the field is non-vanishing, $\langle \phi \rangle \neq 0$, and the modes of the theory acquire different masses. In fact, we encounter one massive mode and $N-1$ Goldstone modes. For convenience, we expand the theory about $\langle \phi \rangle = \phi_0 \delta^{i1}$ where we consider ϕ_0 to be space-time independent. For simplicity, we shall study a truncation in which we only take into account the leading order terms in an expansion of the potential and the wave-function renormalization in powers of $\rho = (1/2)\phi^2$:

$$U_k(\rho) = U_k(\rho_0) + \frac{\bar{\lambda}_2}{2}(\rho - \rho_0)^2, \quad (32)$$

$$Z_k(\rho) = Z_k. \quad (33)$$

At finite temperature the constant term in the expansion of the potential U_k is related to thermodynamic observables. The subscript 0 denotes the vacuum expectation value, i.e., $\rho_0 := (1/2)\phi_0^2$. The corresponding physical action reads

```
defineFieldsSpecific[{phi[momentum, type], phi0[momentum, type]};
actionON2 =
  convertAction[
    1/2 (p^2 Z[p^2] + R[k]) op[phi[p, i], phi[-p, i]] +
    lambda2b/8 op[op[phi[p, i], phi[q, i]] -
      op[phi0[p, i], phi0[q, i]],
      op[phi[r, j], phi[-p - q - r, j]] -
      op[phi0[r, j], phi0[-p - q - r, j]]];
```

Note that we have defined `phi0` as a field. This allows us to use it in the derivation of the n -point functions. We have used the `op` function as multiplication operator and therefore `op` functions appear as arguments of an `op` function.¹⁵ The Feynman rules are given by

```
P[phi[p1_, a_], phi[p2_, b_], explicit -> True] :=
  delta[type, a, 1] delta[type, b, 1]/
  (Z[p1^2] p1^2 + R[p1^2, k] + 2 rho0 lambda2b) +
  (delta[type, a, b] - delta[type, a, 1] delta[type, b, 1])/
  (Z[p1^2] p1^2 + R[p1^2, k]);
```

```
dR[phi[p1_, a_], phi[p2_, b_], explicit -> True] :=
```

¹⁵Note that `op[... , op[a], ...]= op[... , a, ...]`.


```

delta[type, a, b] dR[p1^2, k];
V[phi[p1_, i_], phi[p2_, j_], phi[p3_, k_], phi[p4_, l_],
  explicit -> True] =
getFR[actionON2, {phi[p1, i], phi[p2, j], phi[p3, k], phi[p4, l]},
  symmetry -> broken]/deltam[p1 + p2 + p3 + p4] // Expand;

```

We split the propagator into $N - 1$ massless modes (Goldstone modes) and one massive mode. For the sake of simplicity, we consider the wave-function renormalization Z to be identical for the massive and the radial mode. In the derivation of the four-point function we used the option `symmetry -> broken` to indicate that the vacuum expectation value of the field does not vanish.

With these Feynman rules we can employ the symbolic expression for the zero-point function from the previous section to obtain the flow equation for $U_k(\rho_0)$:

```

zeroPointAlg = Plus @@ getAE[zeroPoint, {}] // integrateDeltas
--> -(dR[q1^2, k]/(2 (R[q1^2, k] + q1^2 Z[q1^2]))) +
(dim[type] dR[q1^2, k])/(2 (R[q1^2, k] + q1^2 Z[q1^2])) +
dR[q1^2, k]/(2 (2 lambda2b rho0 + R[q1^2, k] + q1^2 Z[q1^2]))

```

The left-hand side of the equation reads

$$\partial_t \Gamma_k \Big|_{\phi=\phi_0} = \int d^d x \partial_t U_k(\phi_0) = \partial_t U_k(\phi_0) \int d^d x. \quad (34)$$

The integral over $d^d x$ corresponds to the momentum conserving δ distribution on the right-hand side, $(2\pi)^d \delta(0)$. The latter is not given explicitly in the output of `doRGE` but always implicitly assumed. Thus, the flow equation for $U_k(\rho_0)$ reads

$$\partial_t U_k(\rho_0) = \frac{1}{2} \int \frac{d^d q}{(2\pi)^d} \left((N-1) \frac{\partial_t R_k(q^2)}{Z_k(q^2)q^2 + R_k(q^2)} + \frac{\partial_t R_k(q^2)}{Z_k(q^2)q^2 + R_k(q^2) + 2\bar{\lambda}_2 \rho_0} \right). \quad (35)$$

This equation agrees with the flow equation found in Refs. [12, 22].

For the derivation of the flow equations of ρ_0 and the quartic coupling $\bar{\lambda}_2$ we introduce the renormalized dimensionless mass and coupling:

$$\begin{aligned} \kappa &= Z_k k^{2-d} \rho_0, \\ \lambda_2 &= Z_k^{-2} k^{d-4} \bar{\lambda}_2. \end{aligned} \quad (36)$$

Here, we consider a truncation in which we only include the flow of ρ_0 and the quartic interaction. Higher-order interactions, such as a six-boson interaction, are set to zero. Within *DoFun* it is convenient to start with the derivation of the flow equation of the highest-order coupling. This is due to the fact that the flow equation of the n -boson coupling depends directly on the flow of the $(n+2)$ -boson coupling via a term $\sim \partial_t \phi_0^2$, see Ref. [22] and the discussion of the flow of ρ_0 below for details.

The left-hand side of the flow equation of the four-point function reads:

$$\begin{aligned} & \frac{\delta^4}{\delta \phi^i(x) \delta \phi^j(y) \delta \phi^l(z) \delta \phi^m(z)} \partial_t \Gamma_k \Big|_{\phi=\phi_0} \\ &= Z_k^2 k^{4-d} (\delta^{ij} \delta^{lm} + \delta^{il} \delta^{jm} + \delta^{im} \delta^{jl}) (4-d-2\eta + \partial_t) \lambda_2 \delta(x-y) \delta(x-z) \delta(x-u), \end{aligned} \quad (37)$$

where $\eta = -\partial_t \ln Z$. The Fourier transformation for vanishing external momenta yields

$$\begin{aligned} & \frac{\delta^4}{\delta \phi^i(0) \delta \phi^j(0) \delta \phi^l(0) \delta \phi^m(0)} \partial_t \Gamma_k \Big|_{\phi=\phi_0} \\ &= Z_k^2 k^{4-d} (\delta^{ij} \delta^{lm} + \delta^{il} \delta^{jm} + \delta^{im} \delta^{jl}) (4-d-2\eta + \partial_t) \lambda_2 \int d^d x. \end{aligned} \quad (38)$$

On the right-hand side we obtain the algebraic form as follows¹⁶:

```
fourPointTrunc2 = doRGE[actionONSTrunc2, {phi, phi, phi, phi}];
fourPointT2Alg =
  Plus @@ getAE[
    fourPointTrunc2, {{phi, i1, 0, i}, {phi, i2, 0, j},
      {phi, i3, 0, l}, {phi, i4, 0, m}}] // integrateDeltas;
```

where we derived the flow of the four-point function from `actionONSTrunc2` in the first line. In particular for a study of critical phenomena it is convenient to introduce dimensionless quantities, see Eq. (36). We define the following set of rules to rewrite the output accordingly:

```
dimLessRulesON = {R[q1^2, k] :> q1^2 r[y],
  rho0 :> Z[q1^2]^(-1) kappa k^(d - 2),
  lambda2b :> Z[q1^2]^2 lambda2 k^(4 - d),
  dR[q1^2, k] :> q1^2 dtr[y], q1 :> Sqrt[y ] k, dq1 :> k^2/2/q1};
```

Multiplying `fourPointT2Alg` with $\delta^{i_1} \delta^{j_1} \delta^{l_1} \delta^{m_1}$ and applying the rules `dimLessRulesON` we find

```
angleInt[d_] := 4v[d];
fourPointT2Algy =
  Simplify[(angleInt[d] dq1 q1^(d - 1) integrateDeltas[
    delta[type, i, 1] delta[type, j, 1] delta[type, l, 1]
    delta[type, m, 1] fourPointT2Alg] //. dimLessRulesON),
  d \[Element] Integers]
--> 6 k^(4 - d) lambda2^2 y^(d/2)
  dtr[y] v[d] Z[k^2 y]^4 (1/(y^3 (r[y] + Z[k^2 y]))^3) - dim[type]/
  (y^3 (r[y] + Z[k^2 y]))^3) -
  9/(y r[y] + (2 kappa lambda2 + y) Z[k^2 y])^3)
```

Here we have introduced the integral measure `angleInt[d] dq1 q1^(d - 1)` and `v[d]` represents $v_d = (\pi^{d/2} 2^{d+1} \Gamma(d/2))^{-1}$. On the left-hand side the projection yields a factor of 3:

```
integrateDeltas[
  delta[type, i, 1] delta[type, j, 1] delta[type, l, 1] delta[type, m,
  1] (delta[type, i, j] delta[type, l, m] +
  delta[type, i, l] delta[type, j, m] +
  delta[type, i, m] delta[type, j, l])] //. dimLessRulesON
--> 3
```

Combining both sides yields

$$\partial_t \lambda_2 = (d - 4 + 2\eta) \lambda_2 + 2v_d \lambda_2^2 \int_0^\infty dy y^{d/2} \left((N - 1) \frac{Z_k^2 \partial_t r(y)}{(Z_k + r(y))^3} + 9 \frac{Z_k^2 \partial_t r(y)}{(Z_k(y + 2\kappa\lambda - 2) + yr(y))^3} \right). \quad (39)$$

Recall that `doRGE` computes the n -point function which is defined to be the negative derivative of the effective average action for $n > 2$, see Eq. (5b).

Next, we derive the algebraic form of the flow equation for the two-point function in the limit of vanishing external momenta. To this end, we need to rederive the expression for the two-point function since now additional contributions due to the broken $O(N)$ symmetry appear on the right-hand side. The result is depicted in Fig. 11. We take care of the broken symmetry in the various steps of the derivation by setting the option `symmetry-> broken` in `doRGE`:

¹⁶Since we do not take into account the flow of the six-boson interaction, we do not use the option `symmetry->broken` in `doRGE`. At this point this option should only be used if one is also interested in a derivation of the flow equation of the six-boson coupling. This is due to the fact that the flow of the quartic interaction then depends directly on the flow of the six-boson coupling, see Ref. [22] for details.

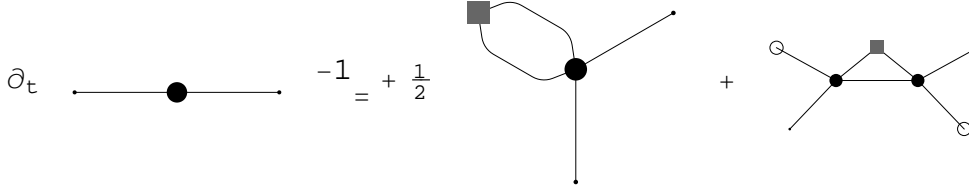


Figure 11: (Truncated) Flow equation for the two-point function in the case of broken $O(N)$ symmetry. The circles correspond to the non-vanishing expectation value of the field.

```
twoPointB = doRGE[actionONSTrunc2, {phi, phi}, symmetry -> broken];
```

The output is used as input for getAE:

```
twoPointAlg =
  integrateDeltas[
    Plus @@ getAE[twoPointB, {{phi, i1, 0, i}, {phi, i2, 0, j}}];
```

The computation of the left-hand side is now slightly more involved than in the case with intact $O(N)$ symmetry. We find

$$\begin{aligned}
& \frac{\delta^2}{\delta\phi^i(x)\delta\phi^j(y)} \partial_t \Gamma_k \Big|_{\phi=\phi_0} \\
&= \frac{\delta^2}{\delta\phi^i(x)\delta\phi^j(y)} \int dz \left((\partial_t Z_k) \phi^l(z) (-\square) \phi^l(z) + \frac{\partial_t \bar{\lambda}_2}{2} (\rho - \rho_0)^2 \right. \\
&\quad \left. + \bar{\lambda}_2 (\rho - \rho_0) (-\partial_t \rho_0) \right) \Big|_{\phi=\phi_0} \\
&= \left(-\delta^{ij} \eta Z_k (-\square) + Z_k^2 k^{4-d} \phi_0^i(x) \phi_0^j(y) (4-d-2\eta+\partial_t) \lambda_2 \right. \\
&\quad \left. + Z_k k^2 \lambda_2 \delta^{ij} (2-\eta-d-\partial_t) \kappa \right) \delta(x-y). \tag{40}
\end{aligned}$$

To project onto the flow of the renormalized mass κ we multiply both sides with $\delta^{i1}\delta^{j1}$ and replace the non-vanishing fields by ρ_0 :

```
twoPointAlgProj =
  integrateDeltas[delta[type, i, 1] delta[type, j, 1] twoPointAlg] /.
  phi[0, i_] := phi0[i] /. phi0[_]^2 := 2 rho0
--> -((2 lambda2b^2 rho0 dR[q1^2, k])/(R[q1^2, k] + q1^2 Z[q1^2])^3) +
  (2 lambda2b^2 rho0 dim[type] dR[q1^2, k])/(R[q1^2, k] +
  q1^2 Z[q1^2])^3 + (lambda2b dR[q1^2, k])/(
  2 (R[q1^2, k] + q1^2 Z[q1^2])^2) - (lambda2b dim[type] dR[q1^2, k])/(
  2 (R[q1^2, k] + q1^2 Z[q1^2])^2) + (
  18 lambda2b^2 rho0 dR[q1^2, k])/(2 lambda2b rho0 + R[q1^2, k] +
  q1^2 Z[q1^2])^3 - (3 lambda2b dR[q1^2, k])/(
  2 (2 lambda2b rho0 + R[q1^2, k] + q1^2 Z[q1^2])^2)
```

Let us now apply the rules dimLessRulesON to obtain a dimensionless flow equation. This yields

```
twoPointAlgProjy =
  Simplify[#,
    Element[d,
      Integers]] & /@ (angleInt[d] dq1 q1^(d-1) twoPointAlgProj //.
    dimLessRulesON // Expand) // Simplify
--> k^2 lambda2 y^(d/2) dtr[y] v[d] Z[k^2 y]^2
  (1/(y^2 (r[y] + Z[k^2 y])^2)
```

$$\begin{aligned}
& - \dim[\text{type}] / (y^2 (r[y] + Z[k^2 y])^2) \\
& - 3 / (y r[y] + (2 \kappa \lambda_2 + y) Z[k^2 y])^2 \\
& + 4 \kappa \lambda_2 Z[k^2 y] (-1 / (y^3 (r[y] + Z[k^2 y])^3)) \\
& + \dim[\text{type}] / (y^3 (r[y] + Z[k^2 y])^3) \\
& + 9 / (y r[y] + (2 \kappa \lambda_2 + y) Z[k^2 y])^3)
\end{aligned}$$

On the left-hand side we project with $\delta^{i1} \delta^{j1}$:

$$\begin{aligned}
& \delta^{i1} \delta^{j1} \frac{\delta^2}{\delta \phi^i(x) \delta \phi^j(y)} \partial_t \Gamma_k \Big|_{\phi=\phi_0} = \\
& = \left(-\eta Z_k (-\square) + Z_k k^2 \lambda_2 (2 - \eta - d - \partial_t) \kappa + \right. \\
& \quad \left. + 2 Z_k k^2 \kappa (4 - d - 2\eta + \partial_t) \lambda_2 \right) \delta(x - y).
\end{aligned} \tag{41}$$

In the point-like limit this reduces to

$$\begin{aligned}
& \delta^{i1} \delta^{j1} \frac{\delta^2}{\delta \phi^i(0) \delta \phi^j(0)} \partial_t \Gamma_k \Big|_{\phi=\phi_0} = \\
& = (Z_k k^2 \lambda_2 (2 - \eta - d - \partial_t) \kappa + 2 Z_k k^2 \kappa (4 - d - 2\eta + \partial_t) \lambda_2) \int d^d x.
\end{aligned} \tag{42}$$

Note that we have switched to momentum space to obtain this expression. The integral over $d^d x$ is associated with the momentum conserving δ function and cancels against the right-hand side, see also comments above.

We observe that terms proportional to $2k^2 \kappa$ appear on the left-hand side. These terms correspond to the flow equation of the quartic coupling. Inserting the RG flow equation of the quartic coupling into the expression above, we obtain the flow equation for the renormalized and dimensionless vacuum expectation value κ :

$$\begin{aligned}
\partial_t \kappa = & (2 - \eta - d) \kappa - v_d \int_0^\infty dy y^{d/2} Z_k \left((1 - N) \frac{r'(y)}{y^2 (r(y) + Z_k)^2} \right. \\
& \left. - \frac{3r'(y)}{(y r(y) + (2\kappa \lambda_2 + y) Z_k)^2} \right).
\end{aligned} \tag{43}$$

Finally we have to specify a regulator function. To demonstrate how this can be done within *DoFun*, we consider the flow of the quartic coupling. In the following we choose an optimized regulator function $R_k = (k^2 - q^2) \theta(k^2 - q^2)$, see Refs. [16, 119, 120]. The momentum integrations can then be performed analytically with the aid of *Mathematica*. For this purpose, it is convenient to define the rules

```
regRulesZ = {r[y] :> (1/y - 1) UnitStep[1 - y],
  dtr[y] :> 2/y UnitStep[1 - y], Z[_] :> 1};
```

Applying them to `fourPointT2Algy`, i. e. to the integral appearing in the flow equation of the four-point function calculated above, we find:

```
Integrate[
  fourPointT2Algy / (-3 k^(4 - d)) /. regRulesZ, {y, 0, \[Infinity]},
  Assumptions -> {d > 0}]
```

```
--> -((8 lambda2^2 (1 - 9/(1 + 2 kappa lambda2)^3 - dim[type])
  v[d])/d)
```

In standard notation the complete flow equation reads then

$$\partial_t \lambda_2 = (d - 2 + 2\eta) \lambda_2 - 8 \lambda_2^2 \frac{v_d}{d} \left((1 - N) - \frac{9}{1 + 2\kappa \lambda_2^3} \right). \tag{44}$$

Note that the same procedure can be applied to the expressions of all flow equations derived above.

5.2. Gross-Neveu-model

In the previous section we have discussed a purely bosonic theory. In this section we turn to a purely fermionic formulation of the Gross-Neveu model. This model allows to study dynamical chiral symmetry breaking as driven by fermion fluctuations. In fact, the finite-temperature phase diagram of the Gross-Neveu model in $d < 4$ space-time dimensions has drawn a lot of attention in recent years [113, 114]. Here, we only aim at a study of a purely fermionic formulation of this theory at vanishing temperature which is sufficient for a first non-trivial check of *DoFun*.

The ansatz for the effective action we are going to employ is

$$S[\bar{\psi}, \psi] = \sum_{j=1}^{N_f} \int \frac{d^d q}{(2\pi)^d} Z(q) \bar{\psi}_j(q) (-\not{q}) \psi(q) + \sum_{i,j=1}^{N_f} \int \frac{d^d q_1}{(2\pi)^d} \frac{d^d q_2}{(2\pi)^d} \frac{d^d q_3}{(2\pi)^d} \bar{\psi}_i(q_1) \psi_i(q_2) \frac{\bar{g}}{2N_f} \bar{\psi}_j(q_3) \psi_j(-q_1 - q_3 - q_2). \quad (45)$$

We first define the fields `psi` and `psib` as fermion and anti-fermion, respectively, with a Dirac and a flavor index,

```
defineFieldsSpecific[{{psi[momentum, dirac, flavor],
psib[momentum, dirac, flavor]}}];
```

and then the action:

```
actionGN = convertAction[
  diracM[q, a, b] (Z[q^2] + Rs[q^2, k]) op[psib[q, a, i],
  psi[q, b, i]] +
  gb/(2 Nf) op[psib[q1, a, i], psi[q2, a, i], psib[q3, b, j],
  psi[q3 + q1 - q2, b, j]]];
```

In this expression Dirac γ matrices are represented by the function `diracM` where the first argument denotes the momentum contracted with the γ -matrix and the other two represent the indices of the matrix. The wave-function renormalization is denoted by `Z` and the regulator function by `Rs`.

The flows of the two- and four-point functions can be obtained from¹⁷

```
twoPoint = doRGE[actionGN, {psib, psi}];
fourPoint = doRGE[actionGN,
  {{psib, i1}, {psib, i2}, {psi, i3}, {psi, i4}}];
```

The results are depicted in Fig. 12.

We now define the Feynman rules. From the action we obtain the algebraic expressions for the two- and the four-point functions

```
FR2Point = getFR[actionGN, {psib[p1, a, i], psi[p2, b, j]}]
```

```
--> delta[flavor, i, j] deltam[-p1 + p2] diracM[p1, a, b]
  Rs[p1^2, k] + delta[flavor, i, j] deltam[-p1 + p2]
  diracM[p1, a, b] Z[p1^2]
```

and

```
FR4Point = getFR[actionGN, {psib[p1, a, i], psib[p2, b, j],
  psi[p3, c, m], psi[p4, d, l]}]
```

```
--> -(gb delta[dirac, a, d] delta[dirac, b, c]
  delta[flavor, i, m] delta[flavor, j, l]
  deltam[-p1 - p2 + p3 + p4])/Nf) +
  (gb delta[dirac, a, c] delta[dirac, b, d]
  delta[flavor, i, l] delta[flavor, j, m]
  deltam[-p1 - p2 + p3 + p4])/Nf
```

¹⁷Note that for illustration purposes we directly use the physical instead of the symbolic action.

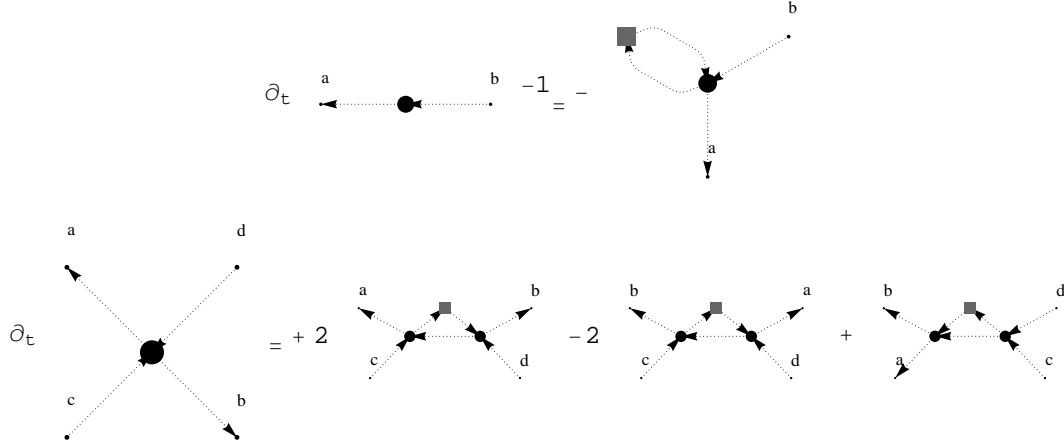


Figure 12: Flows of the two- and the four-point functions of the Gross-Neveu model.

We use the expression for the four-point function directly and infer the form of the propagator from that of the two-point function:

```
P[psi[p1_, a_, i_], psib[p2_, b_, j_], explicit -> True] :=
  delta[flavor, i, j] diracM[p1, a, b]/
  p1^2/(Z[p1^2] + Rs[p1^2, k]);
V[psib[p1_, a_, i_], psib[p2_, b_, j_], psi[p3_, c_, m_],
  psi[p4_, d_, l_], explicit -> True] =
  FR4Point/deltam[-p1 - p2 + p3 + p4] // Expand;
```

Recall that *DoFun* implicitly assumes a momentum conserving δ distribution to be present in its output. Furthermore we need to define the regulator insertion which we choose to be diagonal in flavor space:

```
dR[psib[p1_, a_, i_], psi[p2_, b_, j_], explicit -> True] :=
  diracM[p1, a, b] delta[flavor, i, j] dRs[p1^2, k];
```

Before we derive the algebraic form of the equations let us introduce dummy index names for Dirac (a, b, and so on) and flavor indices (i, j, and so on):

```
addIndices[{{flavor, {i, j, k, l, m, n}},
  {dirac, {a, b, c, d, e, f, g, h}}];
```

We also define some rules for calculations and convenient replacements later:

```
dimRules = {dim[flavor] -> Nf, dim[dirac] -> dgamma};
diracRules = {diracM[-p_, a_, b_] -> -diracM[p, a, b],
  diracM[p_, a_, a_] -> 0,
  diracM[q_, a_, b_] diracM[q_, b_, c_] -> q^2 delta[dirac, a, c],
  diracM[q_, b_, a_] diracM[q_, c_, b_] -> q^2 delta[dirac, a, c],
  diracM[q_, a_, b_]^2 -> q^2 delta[dirac, a, a]};
```

The latter set of rules is useful for the evaluation of traces of products of Dirac matrices.

Now we have all the ingredients at hand which are required to derive the algebraic expression for the two-point function with *getAE*:

```
twoPointAlg = Plus @@ getAE[twoPoint,
  {{psi, i2, p1, b, j}, {psib, i1, p2, a, i}}] // Expand;
```

This is the flow equation of $\frac{\delta^2 \Gamma_k}{\delta \psi_i^a(p_1) \delta \psi_j^b(p_2)}$.

For simplicity, we restrict ourselves to the point-like limit, i. e. we set the external momenta to zero. To simplify the expression *twoPointAlg*, we repeatedly apply the function *integrateDeltas* as well as the rules *diracRules* until the output does not change any further:

```
FixedPoint[integrateDeltas[#] /. diracRules &,
twoPointAlg /. {p1 -> 0, p2 -> 0}]

--> (gb delta[flavor, i, j] diracM[q1, a, b] dRs[q1^2, k])/
(Nf q1^2 (Rs[q1^2, k] + Z[q1^2])^2)
```

Translated into the standard textbook notation, this expression reads

$$\left. \frac{\overrightarrow{\delta}}{\delta\bar{\psi}_i^a(p_1)} \partial_t \Gamma_k \frac{\overleftarrow{\delta}}{\delta\psi_j^b(p_2)} \right|_{\psi=\bar{\psi}=0} = \delta_{ij} \int \frac{d^d q}{(2\pi)^d} \frac{\bar{g}}{N_f} q_\mu \gamma_\mu^{ab} \frac{\partial_t R_k(q^2)}{q^2 (Z_k(q^2) + R_k(q^2))^2}. \quad (46)$$

As expected, this expression vanishes in the point-like limit since the integrand is anti-symmetric in the four-momentum q_μ .

The flow equation of the four-point function can be derived along the lines of the derivation of the two-point function. For convenience, however, we set the external momenta to zero right from the beginning:

```
fourPointAlg = Plus @@ getAE[fourPoint,
  {{psib, i1, 0, a, i}, {psib, i2, 0, b, j},
  {psi, i3, 0, c, l}, {psi, i4, 0, d, m}}];
```

Applying the same simplification procedure as above yields

```
fourPointAlgSim=Simplify[FixedPoint[integrateDeltas[#] /.
diracRules &, fourPointAlg]]

--> (1/(Nf^2 q1^2 (Rs[q1^2, k] + Z[q1^2])^3))^2 gb^2
(-2 + dgamma Nf) (delta[dirac, a, d] delta[dirac, b, c]
delta[flavor, i, m] delta[flavor, j, l] -
delta[dirac, a, c] delta[dirac, b, d] delta[flavor, i, l]
delta[flavor, j, m]) dRs[q1^2, k]
```

This is the right-hand side of the flow equation of the four-point function $\frac{\delta^4 \Gamma_k}{\delta\bar{\psi}_i^a \delta\bar{\psi}_j^b \delta\psi_l^c \delta\psi_m^d}$. There are only two terms left. Thus, contributions from the three different diagrams must have canceled each other. Since we would like to compute the flow of the coupling \bar{g} , we have to project the output `fourPointAlgSim` onto our ansatz Eq. (45). To this end we contract the output `fourPointAlgSim` with the tensor-structure of the four-fermion interaction given by

```
V[psib[p1, a, i], psib[p2, b, j],
psi[p3, c, l], psi[p4, d, m], explicit -> True]/gb
```

This yields the flow equation for \bar{g} :

```
fourPointAlgSimProj = FixedPoint[integrateDeltas[#] /.
diracRules &, V[psib[p1, a, i], psib[p2, b, j],
psi[p3, c, l], psi[p4, d, m], explicit -> True]/gb
fourPointAlgSim] /. dimRules;
lhs = integrateDeltas[
V[psib[p1, a, i], psib[p2, b, j], psi[p3, c, l],
psi[p4, d, m], explicit -> True]
V[psib[p1, a, i], psib[p2, b, j], psi[p3, c, l],
psi[p4, d, m], explicit -> True]/gb^2] /. dimRules;
```

`lhs` corresponds to the projection of `fourPointAlgSim` on the left-hand side. Thus, the flow equation for the four-fermion interaction \bar{g} reduces to the following simple expression

```
beta = fourPointAlgSimProj/lhs // Simplify
```

```
--> -((2 gb^2 (-2 + dgamma Nf) dRs[q1^2, k])/
(Nf q1^2 (Rs[q1^2, k] + Z[q1^2])^3))
```

Let us rewrite this expression with the aid of the following replacement rules:

```

dimLessRulesGN = {Rs[q1^2, k] := r[y] Z[q1^2], gb -> g k^(2 - d),
  dRs[q1^2, k] := -2 y Z[q1^2] r'[y], q1 := Sqrt[y] k,
  dq1 := k^2/2/q1};

```

Here, $r[y]$ denotes the dimensionless regulator function, g the dimensionless coupling constant and $y=q_1^2/k^2$. dq_1 is the integral measure. These rules allow us to obtain a flow equation in terms of dimensionless quantities. The integral over the angular part is

```
angleInt[d_] := 4v[d];
```

where $v[d]$ represents $v_d = (\pi^{d/2} 2^{d+1} \Gamma(d/2))^{-1}$. Next, we rewrite the flow equation in terms of dimensionless quantities:

```

betaDimLess =
  angleInt[d] dq1 q1^(d - 1) beta //. dimLessRulesGN// Expand;
Simplify[betaDimLess, Assumptions -> Element[d, Integers]]

```

```

--> (8 g^2 k^(2 - d) (-2 + d gamma Nf) y^(-1 + d/2) v[d] r'(y))/
  (Nf (1 + r[y])^3 Z[k^2 y]^2)

```

Translated into standard textbook notation this expression reads

$$(d_\gamma N_f - 2) k^{2-d} \frac{8g^2 v_d}{N_f} \int_0^\infty dy \frac{y^{\frac{d}{2}-1} r'(y)}{(1+r(y))^3 Z(k^2 y)^2}. \quad (47)$$

To obtain the final expression for the flow equation we also have to manipulate the left-hand side. It reads

$$\begin{aligned} & -\frac{\overrightarrow{\delta}^2}{\delta \bar{\psi}_i^a(p) \delta \bar{\psi}_j^b(q) \delta} \partial_t \Gamma_k \frac{\overleftarrow{\delta}^2}{\psi_l^c(r) \psi_m^d(s)} \Big|_{\psi=\bar{\psi}=0} = \\ & = ((2-d-2\eta_\psi)g + \partial_t g) k^{2-d} \times \\ & \times \frac{1}{N_f} (\delta_{il} \delta_{jm} \delta^{ac} \delta^{bd} - \delta_{im} \delta_{jl} \delta^{ad} \delta^{bc}) (2\pi)^d \delta(p+q+r+s) \end{aligned} \quad (48)$$

where $\eta_\psi = -\partial_t \ln Z$ is the anomalous dimension associated with the field ψ . Note the minus sign in front of the derivatives which appears due to our conventions, see Eq. (5). In the point-like limit the projection yields

$$((2-d-2\eta_\psi)g + \partial_t g) k^{2-d} (2\pi)^d \delta(0). \quad (49)$$

Combining the left- and right-hand sides we obtain the flow equation for g :

$$\partial_t g = (d-2+2\eta_\psi)g + \left(d_\gamma - \frac{2}{N_f}\right) 8v_d \int_0^\infty dy \frac{y^{\frac{d}{2}-1} r'(y)}{(1+r(y))^3 Z^2} g^2. \quad (50)$$

In the large N_f -limit this reduces to the result found in Ref. [121].

Of course, the six-point function can be also derived with *DoFun*. From the symbolic expression

```

sixPoint = doRGE[actionGNSymbolic,
  {psib, psib, psib, psi, psi, psi}];

```

(which yields 45 terms as can be checked with `countTerms@sixPoint`) we obtain the algebraic expression:

```

sixPointAlg = Plus @@ getAE[sixPoint,
  {{psib, i1, 0, a1, j1}, {psib, i2, 0, a2, j2}, {psib, i3, 0, a3, j3},
  {psi, i4, 0, a4, j4}, {psi, i5, 0, a5, j5}, {psi, i6, 0, a6, j6}}];

```

Simplifying the result reveals that each term contains an odd number of \not{q} and thus the flow of the six-point function vanishes upon integration in the point-like limit as expected.

To illustrate the flexibility of the developed formalism we would like to mention how easy it is to extend our study to non-vanishing external momenta. With *DoFun*, we only need to change a few

arguments and define some additional rules for the handling of the Dirac algebra. We demonstrate this for the flow equation of the four-point function. In short, we perform the following steps: Derive the algebraic RG equation,

```
fourPointAlgFinMom =
  Plus @@ getAE[
    fourPoint, {{psib, i1, p1, a, i}, {psib, i2, p2, b, j},
      {psi, i3, p3, c, l}, {psi, i4, p4, d, m}}];
project it using
fourPointAlgProj =
  FixedPoint[integrateDeltas[#] /. diracRules &,
    V[psib[p1, a, i], psib[p2, b, j], psi[p3, c, l], psi[p4, d, m],
      explicit -> True]/gb fourPointAlgFinMom] /. dimRules;
betaFinMom = fourPointAlgFinMom/lhs;
and then make it dimensionless,
betaFinMomDimLess =
  angleInt[d] dq1 q1^(d - 1) betaFinMom //. dimLessRulesGN // Expand;
```

For simplicity, we finally present the result for the large- N_f limit:

```
betaDimLessLargeNf = Limit[betaDimLess, Nf -> \[Infinity]];
Simplify[betaDimLessLargeNf, Assumptions -> Element[d, Integers]]

--> -(4 g^2 k^(2 - d) y^(-1 + d/2)
  diracM[k Sqrt[y], c$180535, f$180535] v[
    d] ((p1 + p3 + k Sqrt[y])^2 diracM[-p2 - p3 - k Sqrt[y],
      f$180535,
      c$180535] (Rs[(p1 + p3 + k Sqrt[y])^2, k] +
        Z[(p1 + p3 + k Sqrt[y])^2]) + (p2 + p3 +
        k Sqrt[y])^2 diracM[-p1 - p3 - k Sqrt[y], f$180535,
      c$180535] (Rs[(p2 + p3 + k Sqrt[y])^2, k] +
        Z[(p2 + p3 + k Sqrt[y])^2])) Derivative[1][r][
    y])/((p1 + p3 + k Sqrt[y])^2 (p2 + p3 + k Sqrt[y])^2 (1 +
    r[y])^2 (Rs[(p1 + p3 + k Sqrt[y])^2, k] +
    Z[(p1 + p3 + k Sqrt[y])^2]) (Rs[(p2 + p3 + k Sqrt[y])^2, k] +
    Z[(p2 + p3 + k Sqrt[y])^2]) Z[k^2 y])
```

This result can be further simplified and used in numerical calculations.

6. Summary

In this paper we have presented *DoFun*, a *Mathematica* application which allows to derive both Dyson-Schwinger equations and functional RG equations starting from a given action. *DoFun* is based on *DoDSE*, see Ref. [98], which was limited to the derivation of DSEs in symbolic form. *DoFun* goes beyond the symbolic form and provides explicit expressions for the integrals. Apart from the functions used for the actual derivation of the equations, we have included several additional helpful tools, e. g. for dealing with the Kronecker delta and for the derivation of Feynman rules.

We have demonstrated the usage of *DoFun* by means of a scalar $O(N)$ field theory and the Gross-Neveu model in a purely fermionic description. In particular, $O(N)$ symmetric scalar field theories have been studied in great detail in the literature, see e. g. Refs. [22–26]. Although these theories are well suited to demonstrate the usage of *DoFun*, our main goal was to provide a tool which facilitates the derivation of functional equations for even more involved theories, such as QED or QCD, where the tensor structure leads to additional complications. Furthermore, the numbers of terms grow considerably in gauge theories when higher n -point functions are taken into account. Therefore we hope that *DoFun* proves to be a valuable tool in particular for functional studies of gauge theories and helps to push them to new limits.

We would like to encourage users of *DoFun* to actively communicate their experiences with it in order to help us to further improve this application. In particular, bug reports are most welcome.

Acknowledgments

JB and MQH are grateful for useful discussions with L. Fister, H. Gies, L. M. Haas, J. M. Pawłowski and A. Wipf. The authors would like to thank J. M. Pawłowski and A. Wipf for critical comments on the manuscript. MQH acknowledges support by DFG Gi 328/1-4. JB and MQH acknowledge support by the DFG research training group GRK 1523/1.

Appendix A. How to include Grassmann fields

Implementing the anti-commuting nature of fermionic fields into a *Mathematica* program like *DoFun* requires the use of a non-commuting multiplication operator. This was one reason for introducing the `op`-function as described in section 3.2. It allows to properly take into account the effects of changing the order of the fields. Internally all anti-commuting fields are called either `fermion` or `antiFermion`. This also includes, e. g., ghost fields, which are not fermions, but anti-commute as well. The corresponding test functions are `fermionQ` and `antiFermionQ`, while `grassmannQ` yields true in either case.

DoFun recognizes fermions via the definition of the two-point functions: If any two-point function in the action has two fields with different names, *DoFun* considers the first one as a fermion field and the second one as its anti-field. In case of complex fields or a mixing of bosonic fields at the level of two-point functions this can be suppressed with the option `specificFieldDefinitions`, see section 3.1. *DoFun* also allows to define all fields as bosons or fermions without specifying two-point functions. An example for a fermionic action is given by the Gross-Neveu model¹⁸:

```
actionGNSymbolic={{psi, psib}, {psib, psib, psi, psi}};
```

Here, the canonical order was used where anti-fermions (`psib` for $\bar{\psi}$) appear always to the left of fermions (`psi`) in n -point functions. This is due to the fact that we employ the following definitions for Grassmann derivatives:

$$\frac{\delta}{\delta\psi} M := M \frac{\overleftarrow{\delta}}{\delta\psi}, \quad \frac{\delta}{\delta\bar{\psi}} M := \frac{\overrightarrow{\delta}}{\delta\bar{\psi}} M. \quad (\text{A.1})$$

Consequently, derivatives with respect to fermions are assumed to act from the right whereas derivatives with respect to anti-fermions are assumed to act from the left. For fermions, the differentiation rules of Eq. (7) have to be adapted as follows:

$$\frac{\delta}{\delta\bar{\psi}_i} D_{\Phi\Phi,J}^{jk} = \frac{\delta}{\delta\bar{\psi}_i} \left(\frac{\delta^2\Gamma}{\delta\Phi_j\delta\Phi_k} \right)^{-1} = D_{\Phi\Phi,J}^{jm} \Gamma_{\bar{\psi}\Phi\Phi,J}^{imn} D_{\Phi\Phi,J}^{nk}, \quad (\text{A.2a})$$

$$\frac{\delta}{\delta\psi_i} D_{\Phi\Phi,J}^{jk} = \left(\frac{\delta^2\Gamma}{\delta\Phi_j\delta\Phi_k} \right)^{-1} \frac{\overleftarrow{\delta}}{\delta\psi} = D_{\Phi\Phi,J}^{jm} \Gamma_{\Phi\Phi\psi,J}^{mni} D_{\Phi\Phi,J}^{nk}, \quad (\text{A.2b})$$

$$\frac{\delta}{\delta\bar{\psi}_i} \Gamma_{\Phi\dots\Phi,J}^{j_1\dots j_n} = - \frac{\delta\Gamma}{\delta\bar{\psi}_i\delta\Phi_{j_1}\dots\delta\Phi_{j_n}} = \Gamma_{\delta\bar{\psi}\Phi\dots\Phi,J}^{ij_1\dots j_n}, \quad (\text{A.2c})$$

$$\frac{\delta}{\delta\psi_i} \Gamma_{\Phi\dots\Phi,J}^{j_1\dots j_n} = - \frac{\delta\Gamma}{\delta\Phi_{j_1}\dots\delta\Phi_{j_n}\delta\psi_i} = \Gamma_{\Phi\dots\Phi\psi,J}^{ij_1\dots j_n}. \quad (\text{A.2d})$$

To alleviate the readability of expressions, propagators are defined with fermions and anti-fermions exchanged, i. e. a propagator $D_{ij}^{\bar{\psi}\psi}(p^2)$ is in *DoFun* correctly represented by `P[{psi,i}, {psib,j}]`. As a consequence, the connecting fields of a vertex and a propagator are the same even for fermions, whereas normally one would have a fermion and its anti-fermion. For example, in the two-point DSE of the Gross-Neveu model we encounter the following tadpole-like diagram where the leg `{psib,r1}` of the vertex is attached to the leg `{psib,r1}` of the propagator:

```
op[S[{psib, i2}, {psib, r1}, {psi, s1}, {psi, i1}],
P[{psi, s1}, {psib, r1}]]
```

¹⁸In this section ψ and $\bar{\psi}$ correspond to Grassmann fields, while Φ is a bosonic field.

We choose this notation to make it easier to connect the propagators and vertices visually when seeing this output.

Using left- and right-derivatives also has consequences for the definition of vertices. For instance, a four-fermion interaction has the form

$$\Gamma_{\bar{\psi}\bar{\psi}\psi\psi}^{ijkl} = -\frac{\delta^4\Gamma}{\delta\bar{\psi}_i\delta\bar{\psi}_j\delta\psi_k\delta\psi_l}\Big|_{\bar{\psi}_{phys},\psi_{phys}} := -\frac{\overset{\rightarrow}{\delta}}{\delta\bar{\psi}_i\delta\bar{\psi}_j}\Gamma\frac{\overset{\leftarrow}{\delta}}{\delta\psi_k\delta\psi_l}\Big|_{\bar{\psi}_{phys},\psi_{phys}}. \quad (\text{A.3})$$

Thus, the indices in $\Gamma_{\bar{\psi}\bar{\psi}\psi\psi}^{ijkl}$ do not reflect the order in which the derivatives are performed, but rather the order in which the derivatives appear. In this example this means that the differentiation with respect to $\bar{\psi}_j$ (ψ_k) has to be performed before that with respect to $\bar{\psi}_i$ (ψ_l). This convention is employed for bare and dressed vertices, **S** and **V**, respectively, and also in **getFR**. To derive the expression for the bare four-point function $S_{\bar{\psi}\bar{\psi}\psi\psi}^{ijkl}$ from a given action one uses

```
getFR[action, {psib[p1,i], psib[p2,j], psi[p3,k], psi[p4,l]}]
```

The required reordering of anti-fermions is done automatically by **getFR**.

An exception to that rule for fermion ordering are the derivative arguments in **doDSE**. Here, the order corresponds exactly to the order in which the derivatives are performed. This is due to the fact that the form of a DSE depends on which field is attached to the bare vertex. For the ghost-gluon vertex of Landau gauge Yang-Mills theory this is explicitly demonstrated in ref. [98]. For example, the DSE of the four-point function $\Gamma_{\bar{\psi}\bar{\psi}\psi\psi}^{ijkl}$ can be obtained from

```
doDSE[action, {{psib, j}, {psib, i}, {psi, k}, {psi, l}}]
```

but also from

```
doDSE[action, {{psi, k}, {psi, l}, {psib, j}, {psib, i}}]
```

Other variations also exist. The important point is that the first derivative has to be taken either with respect to ψ_k or $\bar{\psi}_j$. For RGEs the same rule applies.

Now we turn to the minus signs arising from the anti-commutativity of fermions. As we use superfields which may have bosonic as well as fermionic entries, some care is required in the derivation. For DSEs the minus signs for fermionic loops arise immediately from the ordering of the fields at the end of the calculation. An example in ref. [98] nicely demonstrates this. However, the currently employed algorithm is not infallible: There are known examples with a wrong sign, but the lowest diagram affected is a two-loop diagram of a three-point function. In this case the sign needs to be corrected by hand.

For RGEs we employ a completely different algorithm and up to now we are not aware of any shortcomings. In contrast to DSEs the order for the field derivatives does not affect the result. Therefore we are free to put them into canonical order: anti-fermions always appear to the left of fermions to the left of bosons. The order between fields of the same 'type' is not changed. Hence **doRGE** *always* uses this canonical order to derive RGEs. This ordering is in agreement with our choice given in Eq. (13). For the differentiation itself we ignore any minus signs that would arise by dragging one Grassmann derivative to the left or to the right of another one. The minus signs from passing two Grassmann fields of the external derivatives are taken into account at the end. As far as the internal fields are concerned, the nature of the fields (bosonic or Grassmann-valued) is of no importance since after setting the sources to zero all propagators, vertices and regulator insertions have zero Grassmann number and can be freely commuted. In fact, we find that all minus signs that would arise if we took into account the Grassmann numbers of internal fields cancel each other. Thus, the only signs we have to worry about stem from interchanging the external field derivatives. Those are corrected in a last step by comparing their order with that of the original canonically ordered derivatives.

Appendix B. Version overview of *DoFun*

The predecessor of *DoFun* is *DoDSE*, see Ref. [98]. Subsequently smaller updates have been made available. With version 2.0 the package *DoDSE* became part of the application *DoFun* together with the new packages *DoAE* and *DoFR*. The current version is 2.0.

The following list gives a short overview over all publicly available versions:

- *DoDSE 1.0* (Aug. 15, 2008): first publicly available version
- updates *DoDSE 1.1, 1.2, 1.2.1, 1.2.2, 1.2.3* (Feb. 9, 2010)
- *DoFun 2.0* (Feb. 25, 2011): contains *DoDSERGE* (formerly *DoDSE*), *DoAE* and *DoFR*

Further updates will be made available at

<http://theorie.ikp.physik.tu-darmstadt.de/~mqh/DoFun>.

If an Internet connection is available, *DoFun* will automatically notify the user about available updates.

References

- [1] J. S. Schwinger, *Proc. Nat. Acad. Sci.* **37** (1951) 452–455.
- [2] J. S. Schwinger, *Proc. Nat. Acad. Sci.* **37** (1951) 455–459.
- [3] F. J. Dyson, *Phys. Rev.* **75** (1949) 1736–1755.
- [4] C. G. Callan, Jr., *Phys. Rev.* **D2** (1970) 1541–1547.
- [5] K. Symanzik, *Commun. Math. Phys.* **18** (1970) 227–246.
- [6] K. G. Wilson, *Phys. Rev.* **B4** (1971) 3174–3183.
- [7] K. G. Wilson, *Phys. Rev.* **B4** (1971) 3184–3205.
- [8] K. G. Wilson and J. B. Kogut, *Phys. Rept.* **12** (1974) 75–200.
- [9] F. J. Wegner and A. Houghton, *Phys. Rev.* **A8** (1973) 401–412.
- [10] C. Itzykson and J.-B. Zuber, *Quantum Field Theory*. Dover Publications, Mineola, New York, 1980.
- [11] J. Polchinski, *Nucl. Phys.* **B231** (1984) 269–295.
- [12] C. Wetterich, *Phys. Lett.* **B301** (1993) 90–94.
- [13] S.-B. Liao and J. Polonyi, *Ann. Phys.* **222** (1993) 122–156.
- [14] T. R. Morris, *Int. J. Mod. Phys.* **A9** (1994) 2411–2450, [arXiv:hep-ph/9308265](https://arxiv.org/abs/hep-ph/9308265).
- [15] J. Berges, *Phys. Rev.* **D70** (2004) 105010, [arXiv:hep-ph/0401172](https://arxiv.org/abs/hep-ph/0401172).
- [16] J. M. Pawłowski, *Annals Phys.* **322** (2007) 2831–2915, [arXiv:hep-th/0512261](https://arxiv.org/abs/hep-th/0512261).
- [17] M. Carrington and Y. Guo, *Phys.Rev.* **D83** (2011) 016006, [arXiv:1010.2978](https://arxiv.org/abs/1010.2978) [hep-ph].
- [18] M. Carrington and E. Kovalchuk, *Phys.Rev.* **D81** (2010) 065017, [arXiv:0912.3149](https://arxiv.org/abs/0912.3149) [hep-ph].
- [19] C. Honerkamp, *Eur. Phys. J.* **B21** (2001) 81–91.
- [20] C. Honerkamp, M. Salmhofer, and T. M. Rice, *Eur. Phys. J.* **B27 1** (2002) 127–134.
- [21] R. Gersch, C. Honerkamp, D. Rohe, and W. Metzner, *Eur. Phys. J.* **B48 3** (2005) 349–358.
- [22] N. Tetradis and C. Wetterich, *Nucl. Phys.* **B422** (1994) 541–592, [arXiv:hep-ph/9308214](https://arxiv.org/abs/hep-ph/9308214).
- [23] D. F. Litim, *Nucl. Phys.* **B631** (2002) 128–158, [arXiv:hep-th/0203006](https://arxiv.org/abs/hep-th/0203006).
- [24] J. Braun and B. Klein, *Eur. Phys. J.* **C63** (2009) 443–460, [arXiv:0810.0857](https://arxiv.org/abs/0810.0857) [hep-ph].
- [25] F. Benitez *et al.*, *Phys. Rev.* **E80** (2009) 030103, [arXiv:0901.0128](https://arxiv.org/abs/0901.0128) [cond-mat.stat-mech].
- [26] D. F. Litim and D. Zappala, *Phys. Rev.* **D83** (2011) 085009, [arXiv:1009.1948](https://arxiv.org/abs/1009.1948) [hep-th].
- [27] S. Diehl and C. Wetterich, *Nucl. Phys.* **B770** (2007) 206–272, [arXiv:cond-mat/0510407](https://arxiv.org/abs/cond-mat/0510407).

- [28] S. Diehl, H. Gies, J. M. Pawłowski, and C. Wetterich, *Phys. Rev.* **A76** (2007) 021602, [arXiv:cond-mat/0701198](#).
- [29] S. Diehl, H. C. Krahl, and M. Scherer, *Phys. Rev.* **C78** (2008) 034001, [arXiv:0712.2846](#) [[cond-mat.stat-mech](#)].
- [30] S. Diehl, S. Floerchinger, H. Gies, J. M. Pawłowski, and C. Wetterich, *Annalen Phys.* **522** (2010) 615–656, [arXiv:0907.2193](#) [[cond-mat.quant-gas](#)].
- [31] L. Bartosch, P. Kopietz, and A. Ferraz, *Physical Review B* **80** (2009) 104514, [arXiv:0907.2687](#) [[cond-mat.quant-gas](#)].
- [32] B. Krippa, N. R. Walet, and M. C. Birse, *Phys. Rev.* **A81** (2010) 043628, [arXiv:0911.4608](#) [[cond-mat.quant-gas](#)].
- [33] M. Reuter, *Phys. Rev.* **D57** (1998) 971–985, [arXiv:hep-th/9605030](#).
- [34] D. F. Litim, *Phys. Rev. Lett.* **92** (2004) 201301, [arXiv:hep-th/0312114](#).
- [35] A. Codello and R. Percacci, *Phys. Rev. Lett.* **97** (2006) 221301, [arXiv:hep-th/0607128](#).
- [36] P. F. Machado and F. Saueressig, *Phys. Rev.* **D77** (2008) 124045, [arXiv:0712.0445](#) [[hep-th](#)].
- [37] A. Eichhorn and H. Gies, *Phys. Rev.* **D81** (2010) 104010, [arXiv:1001.5033](#) [[hep-th](#)].
- [38] A. Aguilar, D. Binosi, and J. Papavassiliou, *Phys.Rev.* **D78** (2008) 025010, [arXiv:0802.1870](#) [[hep-ph](#)].
- [39] A. C. Aguilar and J. Papavassiliou, *JHEP* **0612** (2006) 012, [arXiv:hep-ph/0610040](#) [[hep-ph](#)].
- [40] R. Alkofer, M. Q. Huber, and K. Schwenzer, *Phys. Rev.* **D81** (2010) 105010, [arXiv:0801.2762](#) [[hep-th](#)].
- [41] R. Alkofer, C. S. Fischer, F. J. Llanes-Estrada, and K. Schwenzer, *Annals Phys.* **324** (2009) 106–172, [arXiv:0804.3042](#) [[hep-ph](#)].
- [42] R. Alkofer, C. S. Fischer, M. Q. Huber, F. J. Llanes-Estrada, and K. Schwenzer, *PoS CONFINEMENT8* (2008) 019, [arXiv:0812.2896](#) [[hep-ph](#)].
- [43] R. Alkofer, W. Detmold, C. S. Fischer, and P. Maris, *Phys. Rev.* **D70** (2004) 014014, [arXiv:hep-ph/0309077](#).
- [44] R. Alkofer and L. von Smekal, *Phys. Rept.* **353** (2001) 281, [arXiv:hep-ph/0007355](#).
- [45] J. Berges, D. U. Jungnickel, and C. Wetterich, *Phys. Rev.* **D59** (1999) 034010, [arXiv:hep-ph/9705474](#).
- [46] P. Boucaud, J. Leroy, A. Le Yaouanc, J. Micheli, O. Pene, *et al.*, *JHEP* **0806** (2008) 099, [arXiv:0803.2161](#) [[hep-ph](#)].
- [47] J. Braun and H. Gies, *Phys. Lett.* **B645** (2007) 53–58, [arXiv:hep-ph/0512085](#).
- [48] J. Braun and H. Gies, *JHEP* **06** (2006) 024, [arXiv:hep-ph/0602226](#).
- [49] J. Braun, *Eur. Phys. J.* **C64** (2009) 459–482, [arXiv:0810.1727](#) [[hep-ph](#)].
- [50] J. Braun, L. M. Haas, F. Marhauser, and J. M. Pawłowski, *Phys. Rev. Lett.* **106** (2011) 022002, [arXiv:0908.0008](#) [[hep-ph](#)].
- [51] D. R. Campagnari and H. Reinhardt, *Phys.Rev.* **D82** (2010) 105021, [arXiv:1009.4599](#) [[hep-th](#)].
- [52] D. Eppele, H. Reinhardt, and W. Schleifenbaum, *Phys. Rev.* **D75** (2007) 045011, [arXiv:hep-th/0612241](#).
- [53] C. S. Fischer and R. Alkofer, *Phys. Lett.* **B536** (2002) 177–184, [arXiv:hep-ph/0202202](#).
- [54] C. S. Fischer, *J. Phys.* **G32** (2006) R253–R291, [arXiv:hep-ph/0605173](#).
- [55] C. S. Fischer and J. M. Pawłowski, *Phys. Rev.* **D80** (2009) 025023, [arXiv:0903.2193](#) [[hep-th](#)].

- [56] C. S. Fischer, A. Maas, and J. M. Pawłowski, *Annals Phys.* **324** (2009) 2408–2437, [arXiv:0810.1987 \[hep-ph\]](#).
- [57] C. S. Fischer and J. A. Müller, *Phys. Rev.* **D80** (2009) 074029, [arXiv:0908.0007 \[hep-ph\]](#).
- [58] C. S. Fischer and H. Gies, *JHEP* **10** (2004) 048, [hep-ph/0408089](#).
- [59] C. S. Fischer and R. Alkofer, *Phys. Rev.* **D67** (2003) 094020, [arXiv:hep-ph/0301094](#).
- [60] C. S. Fischer, *Phys. Rev. Lett.* **103** (2009) 052003, [arXiv:0904.2700 \[hep-ph\]](#).
- [61] C. S. Fischer and J. M. Pawłowski, *Phys. Rev.* **D75** (2007) 025012, [arXiv:hep-th/0609009](#).
- [62] H. Gies and C. Wetterich, *Phys. Rev.* **D69** (2004) 025001, [arXiv:hep-th/0209183](#).
- [63] T. K. Herbst, J. M. Pawłowski, and B.-J. Schaefer, *Phys. Lett.* **B696** (2011) 58–67, [arXiv:1008.0081 \[hep-ph\]](#).
- [64] M. Q. Huber, K. Schwenzer, and R. Alkofer, *Eur. Phys. J.* **C68** (2010) 581–600, [arXiv:0904.1873 \[hep-th\]](#).
- [65] M. Q. Huber, R. Alkofer, and S. P. Sorella, *Phys. Rev.* **D81** (2010) 065003, [arXiv:0910.5604 \[hep-th\]](#).
- [66] D. U. Jungnickel and C. Wetterich, *Phys. Rev.* **D53** (1996) 5142–5175, [arXiv:hep-ph/9505267](#).
- [67] K.-I. Kondo, *Phys. Rev.* **D82** (2010) 065024, [arXiv:1005.0314 \[hep-th\]](#).
- [68] A. Maas, J. Wambach, B. Grüter, and R. Alkofer, *Eur. Phys. J.* **C37** (2004) 335–357, [hep-ph/0408074](#).
- [69] A. Maas, J. Wambach, and R. Alkofer, *Eur. Phys. J.* **C42** (2005) 93–107, [arXiv:hep-ph/0504019](#).
- [70] J. M. Pawłowski, D. F. Litim, S. Nedelko, and L. von Smekal, *Phys. Rev. Lett.* **93** (2004) 152002, [arXiv:hep-th/0312324](#).
- [71] L. von Smekal, A. Hauck, and R. Alkofer, *Ann. Phys.* **267** (1998) 1, [arXiv:hep-ph/9707327](#).
- [72] W. Schleifenbaum, M. Leder, and H. Reinhardt, *Phys. Rev.* **D73** (2006) 125019, [arXiv:hep-th/0605115](#).
- [73] V. Skokov, B. Friman, and K. Redlich, *Phys. Rev.* **C83** (2011) 054904, [arXiv:1008.4570 \[hep-ph\]](#).
- [74] P. Watson and H. Reinhardt, *Phys.Rev.* **D82** (2010) 125010, [arXiv:1007.2583 \[hep-th\]](#).
- [75] P. Watson and H. Reinhardt, *Phys.Rev.* **D75** (2007) 045021, [arXiv:hep-th/0612114 \[hep-th\]](#).
- [76] H. Gies, J. Jaeckel, and C. Wetterich, *Phys. Rev.* **D69** (2004) 105008, [arXiv:hep-ph/0312034](#).
- [77] M. M. Scherer, H. Gies, and S. Rechenberger, *Acta Phys. Polon. Supp.* **2** (2009) 541, [arXiv:0910.0395 \[hep-th\]](#).
- [78] S. Falkenberg and B. Geyer, *Phys. Rev.* **D58** (1998) 085004, [arXiv:hep-th/9802113](#).
- [79] F. Synatschke, G. Bergner, H. Gies, and A. Wipf, *JHEP* **03** (2009) 028, [arXiv:0809.4396 \[hep-th\]](#).
- [80] F. Synatschke, H. Gies, and A. Wipf, *Phys. Rev.* **D80** (2009) 085007, [arXiv:0907.4229 \[hep-th\]](#).
- [81] F. Synatschke, J. Braun, and A. Wipf, *Phys. Rev.* **D81** (2010) 125001, [arXiv:1001.2399 \[hep-th\]](#).
- [82] F. Caravaglios and M. Moretti, *Phys. Lett.* **B358** (1995) 332–338, [arXiv:hep-ph/9507237](#).

- [83] A. Kanaki and C. G. Papadopoulos, *Comput. Phys. Commun.* **132** (2000) 306–315, [arXiv:hep-ph/0002082](#).
- [84] M. L. Mangano, M. Moretti, F. Piccinini, R. Pittau, and A. D. Polosa, *JHEP* **07** (2003) 001, [arXiv:hep-ph/0206293](#).
- [85] D. Binosi and J. Papavassiliou, *Phys. Rept.* **479** (2009) 1–152, [arXiv:0909.2536 \[hep-ph\]](#).
- [86] C. D. Roberts and A. G. Williams, *Prog. Part. Nucl. Phys.* **33** (1994) 477–575, [hep-ph/9403224](#).
- [87] D. F. Litim and J. M. Pawłowski, [arXiv:hep-th/9901063](#). Presented at Workshop on the Exact Renormalization Group, Faro, Portugal, 10-12 Sep 1998. Published in "Faro 1998, The exact renormalization group", 168-185.
- [88] C. Bagnuls and C. Bervillier, *Phys. Rept.* **348** (2001) 91, [arXiv:hep-th/0002034](#).
- [89] J. Berges, N. Tetradis, and C. Wetterich, *Phys. Rept.* **363** (2002) 223–386, [arXiv:hep-ph/0005122](#).
- [90] J. Polonyi, *Central Eur. J. Phys.* **1** (2003) 1–71, [arXiv:hep-th/0110026](#).
- [91] B. Delamotte, D. Mouhanna, and M. Tissier, *Phys. Rev.* **B69** (2004) 134413, [arXiv:cond-mat/0309101](#).
- [92] H. Gies, [arXiv:hep-ph/0611146](#). Presented at ECT* School on Renormalization Group and Effective Field Theory Approaches to Many-Body Systems, Trento, Italy, 27 Feb - 10 Mar 2006.
- [93] B. Delamotte, [arXiv:cond-mat/0702365](#).
- [94] H. Sonoda, [arXiv:0710.1662 \[hep-th\]](#).
- [95] O. J. Rosten, [arXiv:1003.1366 \[hep-th\]](#).
- [96] P. Kopietz, L. Bartosch, and F. Schutz, *Lect. Notes Phys.* **798** (2010) .
- [97] S. Wolfram, *The Mathematica Book*. Wolfram Media and Cambridge University Press, 2004.
- [98] R. Alkofer, M. Q. Huber, and K. Schwenzer, *Comput. Phys. Commun.* **180** (2009) 965–976, [arXiv:0808.2939 \[hep-th\]](#).
- [99] M. Jamin and M. E. Lautenbacher, *Comput. Phys. Commun.* **74** (1993) 265–288.
- [100] R. Mertig, M. Bohm, and A. Denner, *Comput. Phys. Commun.* **64** (1991) 345–359.
- [101] L. M. Haas, diploma thesis, University of Heidelberg, 2008.
- [102] L. Fister, L. M. Haas, and J. M. Pawłowski, in preparation.
- [103] D. Benedetti, K. Groh, P. F. Machado, and F. Saueressig, *JHEP* **06** (2011) 079, [arXiv:1012.3081 \[hep-th\]](#).
- [104] M. Q. Huber, Ph.D.Thesis, Karl-Franzens-University Graz, 2010, [arXiv:1005.1775 \[hep-th\]](#).
- [105] M. Q. Huber, R. Alkofer, and K. Schwenzer, *PoS FacesQCD* (2011) 001.
- [106] M. Q. Huber, R. Alkofer, and S. P. Sorella, *AIP Conf. Proc.* **1343** (2011) 158–160, [arXiv:1010.4802 \[hep-th\]](#).
- [107] L. Fister, diploma thesis, Karl-Franzens-University Graz, 2010, [arXiv:1002.1649 \[hep-th\]](#).
- [108] L. Fister, R. Alkofer, and K. Schwenzer, *Phys. Lett.* **B688** (2010) 237–243, [arXiv:1003.1668 \[hep-th\]](#).
- [109] R. Alkofer, L. Fister, A. Maas, and V. Macher, *AIP Conf. Proc.* **1343** (2011) 179–181, [arXiv:1011.5831 \[hep-ph\]](#).
- [110] V. Macher, diploma thesis, Karl-Franzens-University Graz, 2010.
- [111] N. Alkofer and R. Alkofer, *Phys. Lett.* **B702** (2011) 158–163, [arXiv:1102.2753 \[hep-th\]](#).

- [112] N. Alkofer and R. Alkofer, *PoS FACESQCD* (2010) 043, [arXiv:1102.3119](#) [hep-th].
- [113] M. Thies and K. Urlichs, *Phys. Rev.* **D67** (2003) 125015, [arXiv:hep-th/0302092](#).
- [114] G. Basar and G. V. Dunne, *Phys. Rev. Lett.* **100** (2008) 200404, [arXiv:0803.1501](#) [hep-th].
- [115] D. Nickel, *Phys. Rev.* **D80** (2009) 074025, [arXiv:0906.5295](#) [hep-ph].
- [116] T. Kojo, Y. Hidaka, L. McLerran, and R. D. Pisarski, *Nucl. Phys.* **A843** (2010) 37–58, [arXiv:0912.3800](#) [hep-ph].
- [117] D. Zwanziger, *Nucl. Phys.* **B323** (1989) 513–544.
- [118] N. D. Christensen and C. Duhr, *Comput.Phys.Commun.* **180** (2009) 1614–1641, [arXiv:0806.4194](#) [hep-ph].
- [119] D. F. Litim, *Phys. Lett.* **B486** (2000) 92–99, [arXiv:hep-th/0005245](#).
- [120] D. F. Litim, *Phys. Rev.* **D64** (2001) 105007, [arXiv:hep-th/0103195](#).
- [121] J. Braun, H. Gies, and D. D. Scherer, *Phys. Rev.* **D83** (2011) 085012, [arXiv:1011.1456](#) [hep-th].