

The Metric of the Cosmos from Luminosity and Age Data

Krzysztof Bolejko^{1,2}, Charles Hellaby², Alnadhief H. A. Alfedeel²

¹ Astrophysics Department, University of Oxford, Oxford OX1 3RH, UK

² Astrophysics, Cosmology and Gravity Centre (ACGC), Department of Mathematics and Applied Mathematics, University of Cape Town, Rondebosch 7701, South Africa

E-mail: Krzysztof.Bolejko@astro.ox.ac.uk, Charles.Hellaby@uct.ac.za, Alnadhief.Alfedeel@uct.ac.za

Abstract. This paper presents the algorithm for determining the Lemaître-Tolman model that best fits given datasets for maximum stellar ages, and SNIa luminosities, both as functions of redshift. It then applies it to current cosmological data. Special attention must be given to the handling of the origin, and the region of the maximum diameter distances. As with a previous combination of datasets (galaxy number counts and luminosity distances versus redshift), there are relationships that must hold at the region of the maximum diameter distance, which are unlikely to be obeyed exactly by real data. We show how to make corrections that enable a self-consistent solution to be found. We address the questions of the best way to approximate discrete data with smooth functions, and how to estimate the uncertainties of the output — the 3 free functions that determine a specific Lemaître-Tolman metric. While current data does not permit any confidence in our results, we show that the method works well, and reasonable Lemaître-Tolman models do fit with or without a cosmological constant.

1. Introduction

Over the past century, the investigation of the structure and evolution of the universe has become a major scientific thrust. Einstein's equations made the geometry of the cosmos inseparable from its matter content. Thus there are many intriguing investigations, geometric as well as physical, ranging from whether the spatial section of universe is open or closed, and what the global topology is, down to lensing by individual mass concentrations, and detecting the signatures of galactic black holes. Equally important is the geometry on a range of intermediate scales, and its effect on the paths of the light rays that constitute the bulk of our cosmological observations.

The assumption of a homogeneous Friedmann-Lemaître-Robertson-Walker (FLRW) universe made the Einstein equations tractable, and later, complemented by perturbation theory, opened the way to our present day understanding of an observable universe that is 10^{26} times larger than a human frame, and 10^8 times older than a human lifespan. Currently, in most cases the cosmological observations are analysed within the

framework of homogenous models, for example supernova observations [8] galaxy redshift surveys [86] in particular baryon acouitong oscilations [12], and cosmic microvawve backrogrund radition [49]. The cosmological principle remains a core ingredient of the standard concordance model, but as our measurements become ever more complete and detailed, deviations from homogeneity will have to be taken seriously. Certainly, inhomogeneity exists on a wide range of scales, and a knowledge of the associated spacetime curvature is indispensable to the detailed analysis of observational data.

Whether one views it as detecting what level of inhomogeneity exists, or verifying how well homogeneity is satisfied, the investigation is essential. The most important reason is that the scientific method requires it — if you *can* test an assumption you *should* — not just in one way, but in many different ways.

The history of science can provide many examples of why different tests are important. The most well known example is probably the Ptolemaic vs Copernican model of the Universe. At the time of Nicolaus Copernicus, the Ptolemaic model with its large number of epicycles was able to fit cosmological/astronomical data much better than the Copernican model. Thus, we should bear in mind that consistency with current observations is not a final *proof* of the underlying assumptions of the model, and as more data become available we should test our assumptions using different methods.

One way of testing the assumption of homogeneity is to look at the consistency relations between the observables. A consistency check is based on verifying whether the relation between observations is as given by the homogeneous cosmological model. Previously, Ribeiro and Stoeger considered the consistency between the expected number counts in a homogeneous model, a commonly used galaxy luminosity function, and the observed galaxy number counts [74]. Later they showed that such an analysis strongly depends on the distance definition used [3]. In [25] Clarkson, Bassett & Lu showed that in Friedmann models that $H(z)$ and $D(z)$ are not independent but must obey a special relation. Thus, by checking if observations obey this relation, one can test the assumption of homogeneity. A limited version of such a test was proposed in [78], where just $H(z)$ alone can be used to test the consistency between observations and a spatially flat homogeneous model. Another interesting aspect is to check the consistency between the age of the universe inferred from the cosmological models with ‘local’ (age of meteorites or stars in our own Galaxy) measurements.

In this paper we take another approach. We study the observations within an inhomogeneous framework. The motivation is as follows: if the the Universe is indeed homogeneous, then the data should favour a homogeneous model over inhomogeneous ones.

As argued in [16], spherically symmetric models are the logical first step away from homogeneity. Radial inhomogeneity is intrinsically hard to detect and separate from other past null cone effects. Our observations reveal a tilted slice through spacetime, and what we see is affected by the details of the cosmic evolution due to the bulk equations of state, the evolution of light sources, and the lumpiness of the matter distribution.

The simplest spherically symmetric, non-stationary, non-homogeneous solution of

the Einstein equations is the Lemaître-Tolman (LT) model. Currently there is a large number of papers that use the LT model to fit cosmological data without dark energy — a non-compete list includes [22, 48, 7, 24, 6, 36, 10, 20, 21, 59, 13, 58, 19, 39, 40, 28, 29, 35, 11, 95, 17, 37, 4, 88, 73, 26, 64, 54, 94, 92, 93, 67, 32]; for a review see [15, 60]. However, these methods are based on what is often called the *direct approach*, which can be summarized as follows: ‘assume a model, fit the model to the data, obtain the best fit parameters of the model and compare the goodness of fit with the standard cosmological model’. The caveat of this kind of approach is that any assumed parametrization is not general, and may omit a large part of the set of all possible models, hence a better approach is the so called *inverse approach*. Within the inverse approach one uses the data to construct the model. In theory, this approach is much less restricted by choice of model and parameterization than the direct approach. In practice however one still needs to impose *some* additional assumptions to make the calculations tractable. The problem is that we need to be able to solve the Einstein equations. Thus, one either employs a series expansion around the observer [53, 68, 69], or assumes spherical symmetry to calculate the evolution of the Universe within the whole observable domain. Here one can either use ‘observer coordinates’ and the fluid-ray tetrad approach [34, 84, 57, 9, 45], or use standard coordinates in the spherically symmetric dust model, i.e. the LT model, and determine the null-cone data relations [66, 43, 56, 63, 91, 23, 90, 75, 76, 77].

In this paper we will use the inverse method with the Lemaître-Tolman model to test the assumption of homogeneity. The motivation and plan is as follows: ‘start with an inhomogeneous model more general than FLRW, apply the inverse method to the actual observational data to specify the model, then if the model obtained in this way is homogeneous (or very close to homogeneous) we find in favour of homogeneity, if on the other hand the model is significantly inhomogeneous, we disfavor the homogeneity’. It should be emphasised that we can only *favour* or *disfavor*, not actually *prove* or *rule out*. As shown in Ref. [66] a Lemaître-Tolman model could be found to fit any reasonable observational data for the luminosity (or diameter) distance versus redshift, and the galaxy number-counts versus redshift; while the difficulty of separating cosmic evolution, source evolution, and inhomogeneity was pointed out. This concept was expanded, with an important correction, and explicit numerical implementations were developed in [43, 56, 63]. A possible method for testing source evolution theories in the presence of inhomogeneity was suggested in [41].

It is important to begin making the connection with real data, as we do here. We note however, that the quantity and quality of current data is not sufficient to draw any clear conclusions from the LT models obtained. The purpose is to explore the various options and uncover potential difficulties, so that a proper analysis of future data will be possible.

It is also important to investigate the question of homogeneity using many different methods and datasets. Consequently, this paper applies the metric of the cosmos approach to a different set of observations. It uses the luminosity distances of supernovae

and the maximum ages of galaxies, both as functions of redshift. This is in contrast to using the redshift variations of luminosity or diameter distances and source number counts, as considered previously [42, 56, 63].

2. The Lemaître-Tolman solution

The LT (Lemaître-Tolman) model [55, 87] is a spherically symmetric solution of Einstein's equations where the gravitational source is dust. In comoving and synchronous coordinates, the metric is

$$ds^2 = -dt^2 + \frac{R^2}{W^2(r)}dr^2 + R^2(t, r)(d\theta^2 + \sin^2\theta d\phi^2), \quad (1)$$

where $W(r) = 1 + f(r)$ is an arbitrary function, $R' = \partial R/\partial r$. The spatial sections are flat only if $W(r) = 1$, so W is a geometric factor. The areal radius $R(t, r)$ obeys

$$\dot{R}^2 = W^2 - 1 + \frac{2M}{R} + \frac{\Lambda}{3}R^2, \quad (2)$$

where $\dot{R} = \partial R/\partial t$ and Λ is the cosmological constant. From (2), $E = (W^2 - 1)/2$ is the total energy per unit mass of the dust particles. Equation (2) is a first integral of the Einstein equations, and $M(r)$ is another arbitrary function of integration that gives the gravitational mass within each comoving shell of coordinate radius r . The mass density in energy units is:

$$\kappa\rho = \frac{2M'}{R^2R'}, \quad (3)$$

where $\kappa = 8\pi G/c^4$. Equation (2) can be solved by simple integration giving a relation for the age of the Universe, τ

$$\tau(r) = t - t_B(r) = \int_0^R \frac{d\tilde{R}}{\sqrt{W^2 - 1 + 2M/\tilde{R} + \frac{1}{3}\Lambda\tilde{R}^2}}, \quad (4)$$

where $t_B(r)$ appears as an integration function, and is an arbitrary function of r giving the time at which $R = 0$ on each worldline. This means that the Big Bang is not simultaneous as in the FLRW models, but occurs at different times at different distances from the origin. Since all the formulae given so far are covariant under coordinate transformations of the form $\tilde{r} = g(r)$, one of the functions $W(r)$, $M(r)$ and $t_B(r)$ can be fixed at will by the choice of g .[‡] Therefore, once this choice is made, a given L-T model is fully determined by two of these arbitrary functions. In other words, we need two observed relationships to pin down an LT model. For more information on the LT model, see [51, 71, 44].

[‡] But note that no one choice can cover all possible LT models; any given $M(r)$ either does or does not have a vacuum region, it either does or does not have a spatial maximum; any $f(r)$ either does or does not change sign; any $t_B(r)$ either does or does not have a constant region.

2.1. Past Null Cone and Observations

Since light propagates on null geodesics, let us define *the* past null cone (PNC) by the observation event $(t, r) = (t_0, 0)$ for a central observer at the present day.§ The equation for incoming radial null geodesics is

$$\frac{dt}{dr} = \frac{-R'}{W} . \quad (5)$$

Let us choose the radial coordinate so that, on the PNC,

$$\frac{\widehat{R}'}{W} = 1 , \quad (6)$$

where by a hat or a subscript wedge (e.g. \widehat{Q} or Q_\wedge) we denote any quantity evaluated on the PNC. (Note: this choice of r is possible only on a single light cone. In the following, we always refer to the PNC of $(t_0, 0)$.) This gauge choice simplifies the PNC equation:

$$\widehat{t}(r) = t_0 - r . \quad (7)$$

The equation for the redshift reads [18, 66]

$$\frac{1}{1+z(r)} \frac{dz(r)}{dr} = \frac{\widehat{R}'}{W} . \quad (8)$$

We aim to show how to define an LT model from luminosity and age data, so we need to express the null cone relations using observables like luminosity (or diameter) distance and the age of the Universe. In the LT model with observer at the origin, the angular diameter distance equals the areal radius \widehat{R} at the point of emission. Using the reciprocity theorem [38, 70, 33] this can be related to the luminosity distance:

$$\widehat{R} = D_A = \frac{D_L}{(1+z)^2} . \quad (9)$$

Taking the total derivative of the areal radius \widehat{R} gives [66, 44]

$$\frac{d\widehat{R}}{dr} = \widehat{R}' + \widehat{R} \frac{d\widehat{t}}{dr} = W - \widehat{R} , \quad (10)$$

and

$$\frac{d^2\widehat{R}}{dr^2} = \left[\left(1 - \frac{\dot{R}}{W} \right) \left\{ R'' - \dot{R}' + \left(\frac{\Lambda R}{3} - \frac{M}{R^2} \right) \right\} - \dot{R}' \left(1 - \frac{\dot{R}^2}{W^2} \right) - \frac{M' \dot{R}}{W^2 R} \right]_\wedge . \quad (11)$$

Note that there is a sign error in eq. (3.19) of [44]. However, what we obtain from observations are $\widehat{R}(z)$ and $\tau(z)$, so we thus convert the above to derivatives with respect to redshift z , using

$$\frac{d\widehat{R}}{dr} = \frac{d\widehat{R}}{dz} \frac{1}{\varphi} = (W - \widehat{R}) \frac{1}{\varphi} , \quad (12)$$

$$\frac{d^2\widehat{R}}{dr^2} = \frac{d^2\widehat{R}}{dz^2} \frac{1}{\varphi^2} - \frac{d\widehat{R}}{dz} \frac{1}{\varphi^3} \frac{d\varphi}{dz} , \quad (13)$$

§ As stated elsewhere, there are good reasons for working initially with a central observer: much present-day data is averaged over the whole sky just to get a big enough dataset, we do live at the centre of our own past null cone, and radial inhomogeneity is much harder to detect than anisotropy. There is no implicit claim we live at the centre of a gigantic inhomogeneity.

where

$$\varphi = \frac{dr}{dz}, \quad (14)$$

and the redshift derivative of φ is then

$$\frac{d\varphi}{dz} = \varphi \left(\frac{1}{(1+z)} + \frac{\frac{\varphi}{W\hat{R}} \frac{dM}{dz} + \frac{d^2\hat{R}}{dz^2}}{\frac{d\hat{R}}{dz}} \right), \quad (15)$$

which can be expressed as

$$\begin{aligned} \frac{d\varphi}{dz} = \varphi \left\{ \frac{\frac{d^2\hat{R}}{dz^2}}{\frac{d\hat{R}}{dz}} + \frac{1}{\left(A - \frac{B}{\hat{R}}\right)} \left[-\frac{\varphi \frac{d\tau}{dz}}{W\hat{R} \frac{d\hat{R}}{dz}} + \frac{\varphi^2}{W\hat{R} \left(W\varphi - \frac{d\hat{R}}{dz}\right)} \right. \right. \\ \left. \left. + \frac{A}{(1+z)} - \frac{\varphi B}{\hat{R} \frac{d\hat{R}}{dz}} \left\{ \left(\frac{M}{\hat{R}^2} - \frac{\Lambda\hat{R}}{3} \right) \varphi + \frac{W}{(1+z)} \right\} \right] \right\}, \quad (16) \end{aligned}$$

where

$$A = \int_0^{\hat{R}} \frac{dR}{R\dot{R}^3}, \quad B = \int_0^{\hat{R}} \frac{dR}{\dot{R}^3}. \quad (17)$$

The second set of observations, the age measurements are given in the form of $\tau(z)$:

$$\tau(z) = t(z) - t_B(z) = t_0 - r(z) - t_B(r(z)). \quad (18)$$

The derivatives of τ with respect to redshift are

$$\frac{d\tau}{dz} = \frac{1}{\hat{R}} \frac{d\hat{R}}{dz} - \frac{dM}{dz} A - W \frac{dW}{dz} B. \quad (19)$$

Solving (10) and (2) for W we get

$$W = \frac{1}{2} \left(\frac{d\hat{R}}{dr} \right) + \frac{\left(1 - \frac{2M}{\hat{R}} - \frac{\Lambda\hat{R}^2}{3}\right)}{2 \left(\frac{d\hat{R}}{dr} \right)}, \quad (20)$$

which in terms of redshift is

$$W = \frac{1}{2\varphi} \left(\frac{d\hat{R}}{dz} \right) + \frac{\left(1 - \frac{2M}{\hat{R}} - \frac{\Lambda\hat{R}^2}{3}\right) \varphi}{2 \left(\frac{d\hat{R}}{dz} \right)}. \quad (21)$$

Differentiating the above with respect to redshift, and using (19) to eliminate dW/dz , we get:

$$\frac{dM}{dz} = \frac{-\frac{d\tau}{dz} + \frac{1}{\hat{R}} \frac{d\hat{R}}{dz} + \varphi W B \hat{R} - \frac{W B \hat{R}}{1+z}}{A - \frac{B}{\hat{R}}}. \quad (22)$$

The arbitrary LT functions that are determined by the given $\tau(z)$ and $D_L(z)$ (or equivalently by $\hat{R}(z)$), can be calculated in the following way. We first solve (22) for $M(z)$ [where \hat{R} is given by (2), $\hat{\hat{R}} = -M/\hat{R}^2 + \hat{R}\Lambda/3$, and φ from (12) is $(d\hat{R}/dz)/(W - \hat{R})$] to find $M(z)$ for the next step, i.e. M_{i+1} . Then W_{i+1} follows from (4). Next $r(z)$ is evaluated by solving (14), and then $t_B(z)$ follows from (18). It is

convenient to let $t_B(0) = 0$ so that $t_0 = \tau(0)$. While the above are the basis for a numerical algorithm over most of the z range, two loci require special attention, the origin, and the maximum in $\widehat{R}(z)$ [56].

2.2. Origin

At the origin, $R(t, 0) = 0 \forall t$, and similarly $\dot{R}(t, 0) = 0 = \ddot{R}(t, 0)$ etc. Regularity [46, 65] requires $M \sim R^3$ and $f \sim R^2$ as $r \rightarrow 0$ (where $f = W^2 - 1 = 2E$). It is then evident that $W \rightarrow 1$ and from (6) and (10) that $\widehat{R}' \rightarrow 1$ and $d\widehat{R}/dr \rightarrow 1$ here, meaning $R \sim r$. Equation (2) shows that $\dot{R} \sim r$ and $\dot{R}' \sim r^0$, so it follows from (8) that $dz/dr \sim \widehat{R}'$. Thus, with $z = 0$ here, several quantities in the above equations go to zero and we have $0/0$, which makes a direct numerical solution difficult at this locus. In order to find the solution in the vicinity of the origin, we use a Taylor series approach, and we write

$$\hat{r} = \sum_{i=1}^{\infty} \hat{r}_i z^i, \quad \widehat{R} = \sum_{i=1}^{\infty} \widehat{R}_i z^i, \quad \tau = \sum_{i=0}^{\infty} \tau_i z^i, \quad M = \sum_{i=3}^{\infty} M_i z^i, \quad f = \sum_{i=2}^{\infty} f_i z^i, \quad (23)$$

and of course $\varphi = d\hat{r}/dz$ etc. Since there is a well-defined mapping between r & z near the observer, we write

$$R = zU, \quad \text{and} \quad \dot{R} = z\dot{U}. \quad (24)$$

so that

$$\tau = \int_0^{\hat{U}} \frac{dU}{\sqrt{\frac{2M}{z^3 U} + \frac{f}{z^2} + \frac{\Lambda U^2}{3}}}. \quad (25)$$

Inserting (23) and re-expanding the integrand as a Taylor series gives||

$$\begin{aligned} \tau \approx \int_0^{\hat{U}} \left\{ 1 - \left(\frac{M_4}{U} + \frac{f_3}{2} \right) \frac{z}{\dot{U}_0^2} \right. \\ \left. - \left[\left(\frac{M_5}{U} + \frac{f_4}{2} \right) \frac{1}{\dot{U}_0^2} - \left(\frac{M_4}{U} + \frac{f_3}{2} \right)^2 \frac{3}{2\dot{U}_0^4} \right] z^2 + \dots \right\} \frac{dU}{\dot{U}_0}, \quad (26) \end{aligned}$$

where the value of \hat{U} at $z = 0$ is

$$\dot{U}_0 = \sqrt{\frac{2M_3}{U} + f_2 + \frac{\Lambda U^2}{3}}. \quad (27)$$

Taking the z derivative of (26) gives

$$\begin{aligned} \frac{d\tau}{dz} = \left\{ 1 - \left(\frac{M_4}{U} + \frac{f_3}{2} \right) \frac{z}{\dot{U}_0^2} - \left[\left(\frac{M_5}{U} + \frac{f_4}{2} \right) \frac{1}{\dot{U}_0^2} - \left(\frac{M_4}{U} + \frac{f_3}{2} \right)^2 \frac{3}{2\dot{U}_0^4} \right] z^2 + \dots \right\} \frac{d\hat{U}}{dz} \\ + \int_0^{\hat{U}} \left\{ - \left(\frac{M_4}{U} + \frac{f_3}{2} \right) \frac{1}{\dot{U}_0^2} - \left[\left(\frac{M_5}{U} + \frac{f_4}{2} \right) \frac{1}{\dot{U}_0^2} - \left(\frac{M_4}{U} + \frac{f_3}{2} \right)^2 \frac{3}{2\dot{U}_0^4} \right] z + \dots \right\} \frac{dU}{\dot{U}_0} \quad (28) \end{aligned}$$

|| Of course, (26) does not constitute a Taylor series in z for τ , since the upper limit of each integral itself depends on z . Rather, (31) and (32) constitute the first two coefficients of the Taylor series for τ .

At $z = 0$, these become

$$\hat{U}\Big|_0 = \frac{\hat{R}}{z}\Big|_0 \approx \frac{\hat{R}_1 z}{z} = \hat{R}_1, \quad (29)$$

$$\frac{d\hat{U}}{dz}\Big|_0 = \frac{1}{z} \frac{d\hat{R}}{dz} - \frac{\hat{U}}{z^2}\Big|_0 \approx \frac{(\hat{R}_1 + 2\hat{R}_2 z)}{z} - \frac{(\hat{R}_1 z + \hat{R}_2 z^2)}{z^2} = \hat{R}_2, \quad (30)$$

$$\tau_0 = \int_0^{\hat{R}_1} \frac{dU}{\dot{U}_0}, \quad (31)$$

$$\tau_1 = \hat{R}_2 - \int_0^{\hat{R}_1} \left(\frac{M_4}{U} + \frac{f_3}{2} \right) \frac{dU}{\dot{U}_0^3}. \quad (32)$$

From (12) we see that

$$\hat{r}_1 = \hat{R}_1. \quad (33)$$

We next substitute these series into (15), re-expand them as Taylor series, and solve for each power of z in turn. The f_i then follow from (21). We find

$$\hat{r}_2 = \frac{\hat{R}_1}{2} + \hat{R}_2, \quad \hat{r}_3 = \frac{2\hat{R}_2}{3} + \hat{R}_3 + \frac{M_3}{2}, \quad \hat{r}_4 = \frac{\hat{R}_2 M_3}{2\hat{R}_1} + \frac{3\hat{R}_3}{4} + \hat{R}_4 + \frac{M_4}{3} + \frac{5M_3}{8} \quad (34)$$

$$f_2 = 1 - \frac{2M_3}{\hat{R}_1} - \frac{\Lambda \hat{R}_1^2}{3}, \quad f_3 = -1 + (\hat{R}_1 + 2\hat{R}_2) \left(\frac{M_3}{\hat{R}_1^2} - \frac{\Lambda \hat{R}_1}{3} \right) - \frac{2M_4}{\hat{R}_1}. \quad (35)$$

Substituting for f_2 from (35) into (31) with (27), the expression

$$\tau_0 = \int_0^{\hat{R}_1} \frac{dU}{\sqrt{\frac{2M_3}{U} - \frac{2M_3}{\hat{R}_1} + \frac{\Lambda U^2}{3} - \frac{\Lambda \hat{R}_1^2}{3} + 1}} \quad (36)$$

allows one to iteratively solve for M_3 using known τ_0 and \hat{R}_1 values. Similarly, substituting for f_3 from (35) into (32) allows M_4 to be found via another iterative process. Knowing the M_i , one obtains the f_i and \hat{r}_i from (35) & (34). Obviously, one gets t_B from (18)

$$t_{B,0} = t_0 - \tau_0, \quad t_{B,i} = -(\hat{r}_i + \tau_i). \quad (37)$$

Thus we can evaluate all coefficients at a small distance away from the origin, so that the numerical integration can proceed.

2.3. Maximum

A common feature of many big-bang cosmologies is that the diameter distance $\hat{R}(z)$ has a maximum \hat{R}_m that occurs where our past null cone crosses the apparent horizon [52, 43, 56, 63, 44]. Subscript m will indicate evaluation at this maximum. By definition, this locus has

$$\frac{d\hat{R}}{dz}\Big|_m = 0, \quad (38)$$

and it follows from (10) & (2) that

$$\widehat{R}_m = W_m \quad \Leftrightarrow \quad 1 - \frac{2M_m}{\widehat{R}_m} - \frac{\Lambda \widehat{R}_m^2}{3}, \quad (39)$$

while (21), (11) and (22) show

$$\left. \frac{d^2 \widehat{R}}{d\tau^2} \right|_m = - \left[\frac{M'}{W \widehat{R}} \right]_m \quad \Leftrightarrow \quad \left. \frac{d^2 \widehat{R}}{dz^2} \right|_m = - \left[\frac{\varphi}{W \widehat{R}} \frac{dM}{dz} \right]_m, \quad (40)$$

and

$$\left. \frac{dM}{dz} \right|_m = \left\{ - \frac{d\tau}{dz} - WB \left[\left(\frac{M}{\widehat{R}^2} - \frac{\Lambda \widehat{R}}{3} \right) \varphi + \frac{W}{(1+z)} \right] \right\}_m / \left[A - \frac{B}{\widehat{R}} \right]_m. \quad (41)$$

Now the φ DE (16) has $d\widehat{R}/dz$ in the denominator, but (40) and (41) ensure that the corresponding numerator,

$$\left(\frac{d^2 \widehat{R}}{dz^2} - \frac{\varphi}{(A\widehat{R} - B)} \left[\frac{1}{W} \frac{d\tau}{dz} + B \left\{ \left(\frac{M}{\widehat{R}^2} - \frac{\Lambda \widehat{R}}{3} \right) \varphi + \frac{W}{(1+z)} \right\} \right] \right)_m = 0, \quad (42)$$

is zero. Similarly, (21) contains 0/0, and it is this expression that is understood wherever W appears in (22) and (16). So although $d\varphi/dz$ and dM/dz are not actually divergent, their DEs are not suitable for numerical integration here. Therefore we seek a Taylor series solution in the neighbourhood of \widehat{R}_m , in powers of $\Delta z = z - z_m$,

$$\begin{aligned} \hat{r} &= \hat{r}_m + \sum_{i=1}^{\infty} \hat{r}_i \Delta z^i, & \widehat{R} &= \widehat{R}_m + \sum_{i=2}^{\infty} \widehat{R}_i \Delta z^i, & \tau &= \tau_m + \sum_{i=1}^{\infty} \tau_i \Delta z^i, \\ M &= M_m + \sum_{i=1}^{\infty} M_i \Delta z^i, & W &= W_m + \sum_{i=1}^{\infty} W_i \Delta z^i, & f &= f_m + \sum_{i=1}^{\infty} f_i \Delta z^i. \end{aligned} \quad (43)$$

Again expressing the τ integrand as a Taylor series gives

$$\begin{aligned} \tau \approx \int_0^{\widehat{R}} & \left\{ 1 - \left(\frac{f_1}{2} + \frac{M_1}{R} \right) \frac{Z}{\dot{R}_m^2} \right. \\ & \left. - \left[\dot{R}_m^2 \left(\frac{f_2}{2} + \frac{M_2}{R} \right) - \frac{3}{2} \left(\frac{f_1}{2} + \frac{M_1}{R} \right)^2 \right] \frac{Z^2}{\dot{R}_m^4} + \dots \right\} \frac{dR}{\dot{R}_m} \end{aligned} \quad (44)$$

where

$$\dot{R}_m = \sqrt{\frac{2M_m}{R} + f_m + \frac{\Lambda R^2}{3}}, \quad (45)$$

and thus its z derivative is

$$\begin{aligned} \frac{d\tau}{dz} \approx & \left\{ 1 - \left(\frac{f_1}{2} + \frac{M_1}{\widehat{R}} \right) \frac{Z}{\dot{R}_m^2} - \left[\dot{R}_m^2 \left(\frac{f_2}{2} + \frac{M_2}{\widehat{R}} \right) - \frac{3}{2} \left(\frac{f_1}{2} + \frac{M_1}{\widehat{R}} \right)^2 \right] \frac{Z^2}{\dot{R}_m^4} + \dots \right\} \frac{d\widehat{R}}{dz} \\ & + \int_0^{\widehat{R}} \left\{ - \left(\frac{f_1}{2} + \frac{M_1}{R} \right) \frac{1}{\dot{R}_m^2} \right. \\ & \left. - \left[\dot{R}_m^2 \left(\frac{f_2}{2} + \frac{M_2}{R} \right) - \frac{3}{2} \left(\frac{f_1}{2} + \frac{M_1}{R} \right)^2 \right] \frac{2Z}{\dot{R}_m^4} + \dots \right\} \frac{dR}{\dot{R}_m}, \end{aligned} \quad (46)$$

where $d\hat{R}/dz|_m = 0$, so that the values at the maximum are

$$\tau_m = \int_0^{\hat{R}_m} \frac{dR}{\dot{\hat{R}}_m}, \quad (47)$$

$$\tau_1 = - \int_0^{\hat{R}_m} \left(\frac{f_1}{2} + \frac{M_1}{R} \right) \frac{dR}{\dot{\hat{R}}_m^3}. \quad (48)$$

The series solution of the φ DE, multiplied by $Wd\hat{R}/dz$, produces[¶]

$$\hat{r}_1 = \frac{-2W_m \hat{R}_m \hat{R}_2}{M_1}, \quad (49)$$

$$\hat{r}_2 = \left\{ \frac{f_1}{4W_m M_1} - \left(\frac{1}{(1+z_m)} + \frac{2M_2}{M_1} \right) \frac{W_m}{2M_1} \right\} \hat{R}_m \hat{R}_2, \quad (50)$$

$$\begin{aligned} \hat{r}_3 = & -\frac{4W_m \hat{R}_m \hat{R}_4}{3M_1} + \left\{ \left(\frac{M_2}{M_1} - \frac{1}{2(1+z_m)} \right) W_m - \frac{f_1}{4W_m} \right\} \frac{\hat{R}_m \hat{R}_3}{M_1} - \frac{2W_m \hat{R}_2^2}{9M_1} \\ & + \left\{ \left(\frac{4M_2}{3M_1(1+z_m)} + \frac{1}{2(1+z_m)^2} + \frac{2M_3}{M_1} - \frac{2M_2^2}{M_1^2} \right) W_m \right. \\ & \left. - \left[\left(\frac{1}{(1+z_m)} - \frac{M_2}{M_1} \right) f_1 + f_2 \right] \frac{1}{3W_m} + \frac{f_1^2}{8W_m^3} \right\} \frac{\hat{R}_m \hat{R}_2}{3M_1}, \end{aligned} \quad (51)$$

and feeding these into (21) times $d\hat{R}/dz$ gives

$$W_m = \sqrt{1 + f_m}, \quad (52)$$

$$f_1 = \left(\frac{1}{(1+z_m)} + (\Lambda \hat{R}_m^2 - 1) \frac{\hat{R}_2}{M_1} \right) 2W_m^2 - \frac{2M_1}{\hat{R}_m},$$

$$\begin{aligned} f_2 = & \left\{ \frac{(1 + \hat{R}_m^4 \Lambda^2 - 2\Lambda \hat{R}_m^2) 3\hat{R}_2^2}{2M_1^2} - \left(\frac{2}{\hat{R}_m} + \frac{(\Lambda \hat{R}_m^2 - 1)M_2}{M_1^2} \right) \hat{R}_2 \right. \\ & \left. + \frac{(\Lambda \hat{R}_m^2 - 1)3\hat{R}_3}{2M_1} + \frac{(4\Lambda \hat{R}_m^2 - 4)\hat{R}_2}{M_1(1+z_m)} + \frac{1}{(1+z_m)^2} \right\} W_m^2 \\ & - \frac{M_1}{\hat{R}_m(1+z_m)} - \frac{2M_2}{\hat{R}_m} - (\hat{R}_m^2 \Lambda - 1) \frac{3\hat{R}_2}{2\hat{R}_m}. \end{aligned} \quad (53)$$

Now (39) gives M_m , and this plus (47) with (45),

$$\tau_m = \int_0^{\hat{R}_m} \frac{dR}{\sqrt{\frac{2M_m}{R} + f_m + \frac{\Lambda R^2}{3}}}, \quad (54)$$

allow f_m to be found recursively. Similarly, putting f_1 from (53) into (48)

$$\tau_1 = - \int_0^{\hat{R}_m} \left[\left(\frac{1}{(1+z_m)} + (\Lambda \hat{R}_m^2 - 1) \frac{\hat{R}_2}{M_1} \right) W_m^2 - \frac{M_1}{\hat{R}_m} + \frac{M_1}{R} \right] \frac{dR}{\dot{\hat{R}}_m^3}, \quad (55)$$

[¶] Note that (49) also satisfies (40) evaluated at z_m

permits a recursive solution for M_1 , so that f_1 and \hat{r}_1 follow from (53) and (49). This applies to all higher orders, but the coefficient expressions rapidly become large. However, for t_B , (18) leads to

$$t_{B,m} = t_0 - (\hat{r}_m + \tau_m) , \quad t_{B,i} = -(\hat{r}_i + \tau_i) , \quad (56)$$

and \hat{r}_m is not determined above. It must be fixed by making the maximum-series curve for $t_B(z)$ join up with the numerical curved for $t_B(z)$ a small z -distance before the maximum.⁺

These properties of the maximum in \hat{R} are not merely difficulties to be overcome, they provide independent information with which the results of numerical integrations may be cross-checked [43, 56, 63]. (In fact (39) applies also in the case of non-zero pressure [5].) If one can measure \hat{R}_m , then, for given Λ , (39) immediately gives the total gravitational mass within this radius. This holds regardless of the magnitude of any intervening radial inhomogeneity, and it holds only at \hat{R}_m . As we will see, this M must agree with the M (and W) obtained from numerical integration.

3. Data Functions

The algorithm outlined above requires us to provide τ , \hat{R} , $\frac{d\tau}{dz}$, $d^2\hat{R}/dz^2$, etc at any given z . Real observations merely give us a set of discrete values. Hence there is a problem of how to calculate higher derivatives based on discrete values. In the case of ideal measurements one could use numerical algorithms to estimate the derivatives, for example the three-point or five-point derivation rules [72]. In practice however, the data are too noisy (supernova data at $z \approx 0.4 - 1$) or there are too few measurements (age data, and supernova data for $z > 1$).

One method for extracting a smooth curve from the data would be to apply a procedure like the moving average. Such a procedure was outlined in Ref. [63]. Another would be to apply some kind of a smoothing, like Gaussian smoothing – for details see [81]. The question is how to smooth the data without distorting it, or in other words how to distinguish between noise and real variability of the data. In the literature this problem is mostly investigated in the context of a reconstruction the evolution of dark energy where the data also needs to be differentiated twice to constrain the dark energy equation of state [1, 30, 2, 89, 31, 80, 81, 27, 47].

To highlight the problem, let us for a moment focus on one procedure of smoothing the data. Let us consider the supernova data, $D_L(z)$, in a given redshift bin, and apply the least squares method to fit a polynomial to the points in the bin. Now, the bin is moving, i.e. for each supernova we consider $n - 1$ supernovae around it and we fit a polynomial to these n points. Then we move to the next supernova and repeat the

⁺ With the distance-number counts-redshift method of earlier papers, W_m and M_1 could only be determined by matching the maximum series to the numerical integration at some point just before the maximum. The difference is probably because a differential equation for dM/dz in that method has been replaced by an integral equation for τ here. However, each M coefficient now requires an iterated integration, which was not necessary previously.

procedure*. On the one hand, the smaller n is, the smaller the redshift interval, and therefore the more the flexibility of a fit — one can extract more detailed information about the curve. On the other hand, if n is too small then the fitting procedure picks up the ‘noise’ of the data. This is illustrated in Fig. 1. If the number of supernovae within an interval is $n = 10$, then the noise becomes significant. Even with $n = 200$ we can still see some artifacts like the minimum around $z = 1.3$, which is rather unphysical. This shows that we still need a much larger large number of observations to generate a reliable average $D_L(z)$ curve.‡ At this point however, when we only have a few hundreds of supernova measurements, and a mere 30-odd age estimations. The present data is simply not good enough to be used in the algorithm outlined above. The situation will obviously improve over the coming years.

Still, we would like to use the real data to see what kind of results can be obtained when applying our algorithm. We therefore decided to apply a crude approach and to fit a chosen curve to the whole data. Of course, this is something that one would prefer to avoid. The idea of the inverse problem is to use pure data, without any assumptions of its form and use it to specify the geometry of the spacetime. Nevertheless, let us proceed in this way, bearing in mind that once the data is of better quality and large quantity, it will be possible to apply the method in its true spirit.

Inevitably, the choice of a fitting function must affect the form of the output. In order to minimise this bias we consider several different functions, so that we can assess the impact of such choices on the results of our analyses.

- **Age data**

The maximum stellar age data we used comes from [62, 82, 83], and we considered 3 fitting functions:

(i) Type 1

$$\tau(z) = t_0 + t_1 z + t_2 z^2, \tag{57}$$

where $t_0 = (11.3355 \pm 0.7804) \times 10^9$ y, $t_1 = (-9.80635 \pm 1.559) \times 10^9$ y, and $t_2 = (2.3029 \pm 0.711) \times 10^9$ y (see Fig. 2).

(ii) Type 2

$$\tau(z) = t_0 e^{-t_1 z}, \tag{58}$$

where $t_0 = (12.3137 \pm 0.9151) \times 10^9$ y and $t_1 = 1.21623 \pm 0.1046$.

(iii) Type 3

$$\tau(z) = \frac{a}{(1+z)^b}, \tag{59}$$

where $a = (14.227 \pm 1.318) \times 10^9$ y, and $b = 2.05036 \pm 0.1873$. The above form is suggested by the Einstein-de Sitter time behaviour, where $\tau = (2/3)H_0(1+z)^{-3/2}$.

* The size of the interval will thus vary with redshift. Alternatively one can fix the redshift interval, but then the number of points in each interval will no longer be constant.

‡ To investigate angular variation, or equivalently check isotropy, we would need far more data in *each* directional bin.

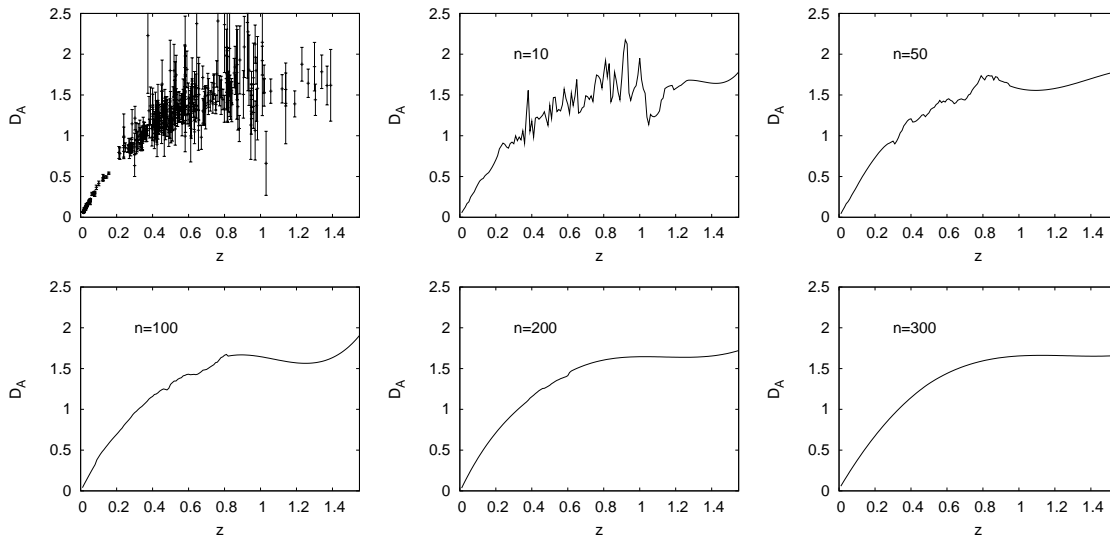


Figure 1. Supernova data (upper left panel) and the different fits (other panels). For each graph, the value of n denotes the bin size: within each redshift interval that contains n supernovae, a 3rd order polynomial is fitted to the data.

- **Angular diameter distance data**

The luminosity data, usually given in the form of distance moduli, μ , where

$$\mu = 5 \log \frac{D_A}{(1+z)^2} + 25 ,$$

come from the supernova observations, here the Union data set [50]. For our purpose, it is more convenient to express the functions in the form of the angular diameter distance $D_A(z)$. We consider 5 different forms of fitting function:

(i) Type 1

$$D_A(z) = zD_1e^{-D_2z} , \quad (60)$$

where $D_1 = 4.13529 \pm 0.1195$ Gpc and $D_2 = 0.909403 \pm 0.03956$ (see Fig. 2).

The Hubble constant for this fit is

$$H_0 = \left(\frac{dD_A}{dz} \Big|_0 \right)^{-1} = 72.496 \pm 2.095 \text{ km s}^{-1} \text{ Mpc}^{-1} .$$

(ii) Type 2

$$D_A(z) = D_1z + D_2z^2 + D_3z^3 , \quad (61)$$

where $D_1 = 4.04282 \pm 0.1534$ Gpc, $D_2 = -3.2535 \pm 0.3655$ Gpc, and $D_3 = 0.863957 \pm 0.2028$ Gpc. The Hubble constant for this fit is $H_0 = 74.154 \pm 2.814 \text{ km s}^{-1} \text{ Mpc}^{-1}$.

(iii) Type 3

$$D_A = \frac{A}{1+z} \text{atan}(zB) , \quad (62)$$

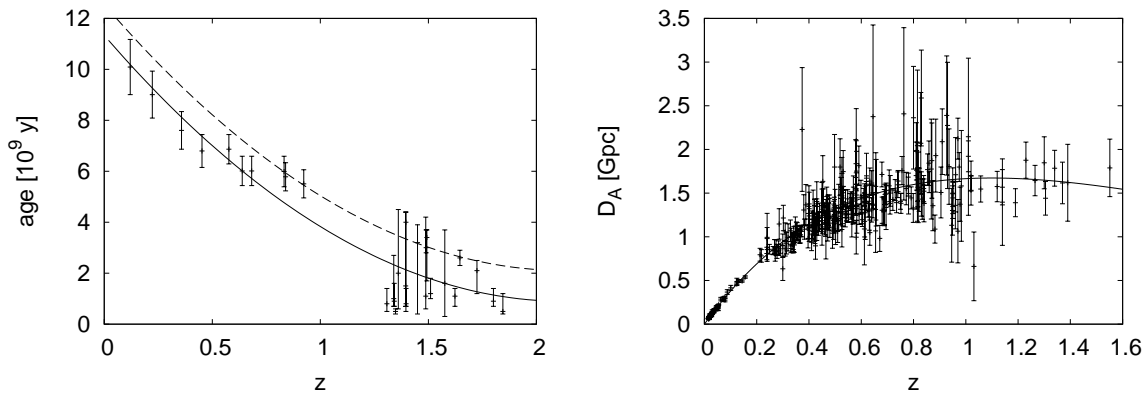


Figure 2. *Left:* The maximum stellar age data, and the best-fit polynomial (quadratic) of eq. (57), one of 3 different fitting functions tried. Allowing for star formation time, the dashed line is the best fit + 1.21 Gy. *Right:* Angular diameter distance from supernova data, the solid line represents the best-fit relation (60), the first of 5 functions tried.

where $A = 4.18101 \pm 0.293$ Gpc, $B = -1.0185 \pm 0.0913$. The Hubble constant for this fit is $H_0 = 70.401 \pm 8.822$ km s⁻¹ Mpc⁻¹.

(iv) Type 4

$$D_A = A \times \text{atan}(zB) , \quad (63)$$

where $A = 1.34115 \pm 0.04135$ Gpc and $B = 2.95013 \pm 0.2161$. The Hubble constant for this fit is $H_0 = 75.771 \pm 6.022$ km s⁻¹ Mpc⁻¹. Note that the function $\text{atan}(x)$ has a maximum at infinity, so no correction for systematics (see below) can be applied for these 2 choices. As long as the data do not approach \widehat{R}_m , there should be no problem.

(v) Type 5

$$D_A = D_{\Lambda\text{CDM}} , \quad (64)$$

where $D_{\Lambda\text{CDM}}$ is the angular diameter distance as in the standard cosmological model – the isotropic and homogeneous ΛCDM model. We use this case to check how this choice (which is the standard choice) influences the analysis.

4. Correction for systematics

It was shown in [43, 63] that the functions from the maximum series solution will not match properly with the nearby numerical solutions, if the data contains any systematic error. In other words, the data as measured does not correspond to a fully self-consistent metric solution, in the sense that the various relations that must hold at \widehat{R}_m will not be exactly true at z_m , or they will not all hold at quite the same z . This will be the case with all real data. It was further demonstrated how these area-distance-maximum relations can be used to estimate a “correction” to the data so that a consistent solution is

obtained. The same consistency requirement arises for the present datasets and solution algorithm; they are the second of (39) and (42).

If we solve the equations without correction, then these relations will not be exactly satisfied, and we will encounter an undesirable numerical behaviour near the maximum — see Fig. 3. The point is that at \widehat{R}_m several relations must hold, and imperfect data will not satisfy them. The observational data is always accompanied by systematics, therefore a correction is needed if a valid solution is to be obtained. Note that this check detects the presence of a cumulative systematic error at \widehat{R}_m , and enables one to find a correction that makes the data self-consistent. However, the \widehat{R}_m conditions do not show what correction is needed *away from the maximum*, so an appropriate smoothness assumption must be made.

Since the age data is probably the most sensitive to systematics. For this paper, we boldly assume that the age of the oldest stars at each radius tracks the local age of the Universe. In fact, the oldest observed stars, most probably, are not even of Population III, which are believed to be very massive and rapidly evolving. Therefore we focus on “correcting” the age data, and we propose the simplest correction, i.e. adding a constant to the age data, which corresponds to the fact that the oldest stars observed in galaxies formed some time after the Big Bang.

To demonstrate how the correction procedure is working, let us consider a model with $\tau(z)$ and $D_A(z)$ data of type 1, i.e. as given by (57) and (60) respectively, and a cosmological constant, Λ , corresponding to $\Omega_\Lambda = 0.7$.

Fig. 3 presents the results obtained without our correction procedure. The Taylor expansion solution in the vicinity of the maximum is plotted using a dashed line, the numerical integration with a solid line. As seen, the two results do not match smoothly. However, correcting the age data by adding a constant, i.e. $\tau \rightarrow \tau + \delta\tau$, results in a smooth fit. The functions $M(z)$ and $W(z)$ after the correction are presented in Fig. 4. The correction ($\delta\tau$) turns out to depend on the value of Λ . For observational data in form of (57) and (60) with $\Omega_\Lambda = 0.7$ (where $\Omega_\Lambda = (c^2\Lambda)/(3H_0^2)$), we find $\delta\tau = 1.21 \times 10^9$ y; for $\Omega_\Lambda = 0.4$ we find $\delta\tau = 0.94 \times 10^9$ y, and for $\Omega_\Lambda = 0$, $\delta\tau = 0.65 \times 10^9$ y. Given the scatter in the data, and likely nature of the observed oldest stars, these values are surprisingly reasonable.

5. Algorithm

The above was turned into a numerical procedure, written in FORTRAN. The following gives the key elements of the algorithm used.

- (i) In the neighbourhood of the origin, fit low order polynomials to $D_A(z)$ and $\tau(z)$, and solve for the Taylor coefficients in (34)-(37), using a bisection method, as described at the end of section 2.2. These provide initial conditions at a small z value, for the numerical integration of the DEs, which can't be evaluated at $z = 0$.
- (ii) Choose functional forms for $D_L(z)$ and $\tau(z)$, and do least-squares fits to the observational data.

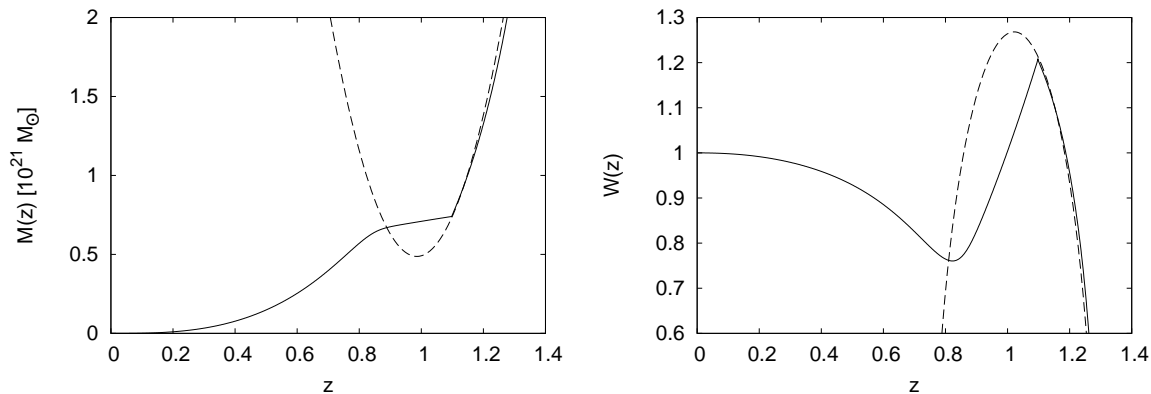


Figure 3. Results obtained with uncorrected data, for a model with $\Omega_\Lambda = 0.7$. The dashed line is the series solution near the maximum \widehat{R}_m , and the solid line is the numerical solution. It is evident that the series and numerical solutions do not match smoothly. *Left: $M(z)$. Right: $W(z)$.*

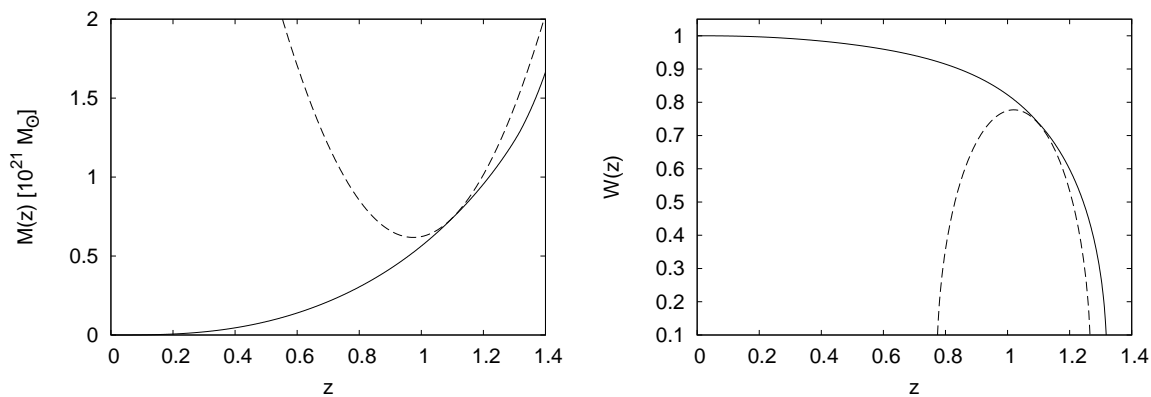


Figure 4. Results after correcting the age data, showing the numerical integration (solid line) together with the series solution near \widehat{R}_m (dashed line) for the $\Omega_\Lambda = 0.7$ case, where the correction to the age data is of form $t_0 \rightarrow t_0 + \Delta\tau$, where $\Delta\tau = 1.21 \times 10^9$ y. *Left: $M(z)$. Right: $W(z)$.*

- (iii) At each step (each z_i) of the numerical integration, solve (22) to find the value of M for the next step, M_{i+1} .
- (iv) Use M_{i+1} and (4) to find W_{i+1} .
- (v) Solve (14) to find r_{i+1} .
- (vi) Obtain t_{B_i} from (18).
- (vii) In practice steps iii-vi can be combined into one integration routine, calculating all function values at each z step. We did this by means of a 4-th order Runge-Kutta method.
- (viii) In the neighbourhood of the maximum, \widehat{R}_m , do a low order polynomial fit to $D_L(z)$ and $\tau(z)$, and then calculate the coefficients of the near-maximum Taylor expansion given in section 2.3.

- (ix) Use the apparent horizon relations to perform an error correction, as explained in section 4.
- (x) Once the data is corrected, start the procedure from the beginning, with the adjusted data as input.
- (xi) In practice steps ix-x need to be repeated until the outcome of the algorithm and the series expansion match smoothly — see Sec. 4 for details.

With $M(r)$, $E(r)$, and $t_B(r)$ in hand, the LT model is determined, and one can calculate its state and evolution for any instant using (4).

6. Results

It should be re-iterated that our present purpose is to validate various possible methods of reducing observational data to metric information, and investigate how sensitive they are to variations in approach. We do not suggest the LT models derived here represent reality. Rather we are working towards a reliable method that can be used with much larger and more complete survey datasets. The ultimate goal is to have a working algorithm that allows the metric of the cosmos to be derived from the observations, rather than choosing a metric first and then trying to fit its functions to observations.

Let us now test different combinations of fitting functions for τ_i & D_j (where i and j correspond to a fitting type — see Sec. 3). We will consider both models with and without the cosmological constant, so all together we have 30 different models. The results in form of $\Omega_r(r)$ and $t_B(r)$ are presented in Figs. 5 and 6 respectively. The results for models with $\Lambda = 0$ are presented using solid lines, results for models with the standard model cosmological constant value ($\Omega_\Lambda = 0.7$) are presented using dashed lines. As may be seen, different types of algebraic fits lead to different results (scale and range also vary from panel to panel). Clearly, not every pair of $\tau(z)$ & $D_A(z)$ fit-functions produces a satisfactory model. Some exhibit shell crossing at the current instant (though not along the past null cone): $(\tau_1 \& D_1)$, $(\tau_1 \& D_2)$, $(\tau_2 \& D_2)$, $(\tau_2 \& D_3)$, and $(\tau_3 \& D_2)$. Others have $M' < 0$ for low z which leads to negative density: $(\tau_2 \& D_5)$, $(\tau_3 \& D_1)$, $(\tau_3 \& D_2)$, and $(\tau_3 \& D_4)$. While others suffer a similar problem at high redshifts: $(\tau_1 \& D_5)$, $(\tau_2 \& D_1)$, and $(\tau_2 \& D_5)$.

6.1. Error estimation

There are two sources of error in our analysis: the observational errors (both random and systematic), and the (systematic) errors introduced by the choice of function used to fit the data. To estimate the ‘confidence region’, or rather ‘error band’, we plotted all models that do not exhibit a shell crossing, or have $M' < 0$. In addition we also plotted results for models with $\tau \pm \Delta\tau$ and $D_A \pm \Delta D_A$, where $\Delta\tau$ and ΔD_A are uncertainties calculated separately for each fit ††.

††The error of the quantity Q , that depends on parameters q_i , i.e. $Q = Q(q_i)$, is estimated using the propagation of uncertainty method: $(\Delta Q)^2 = \sum_i (\partial Q / \partial q_i)^2 (\Delta q_i)^2$.

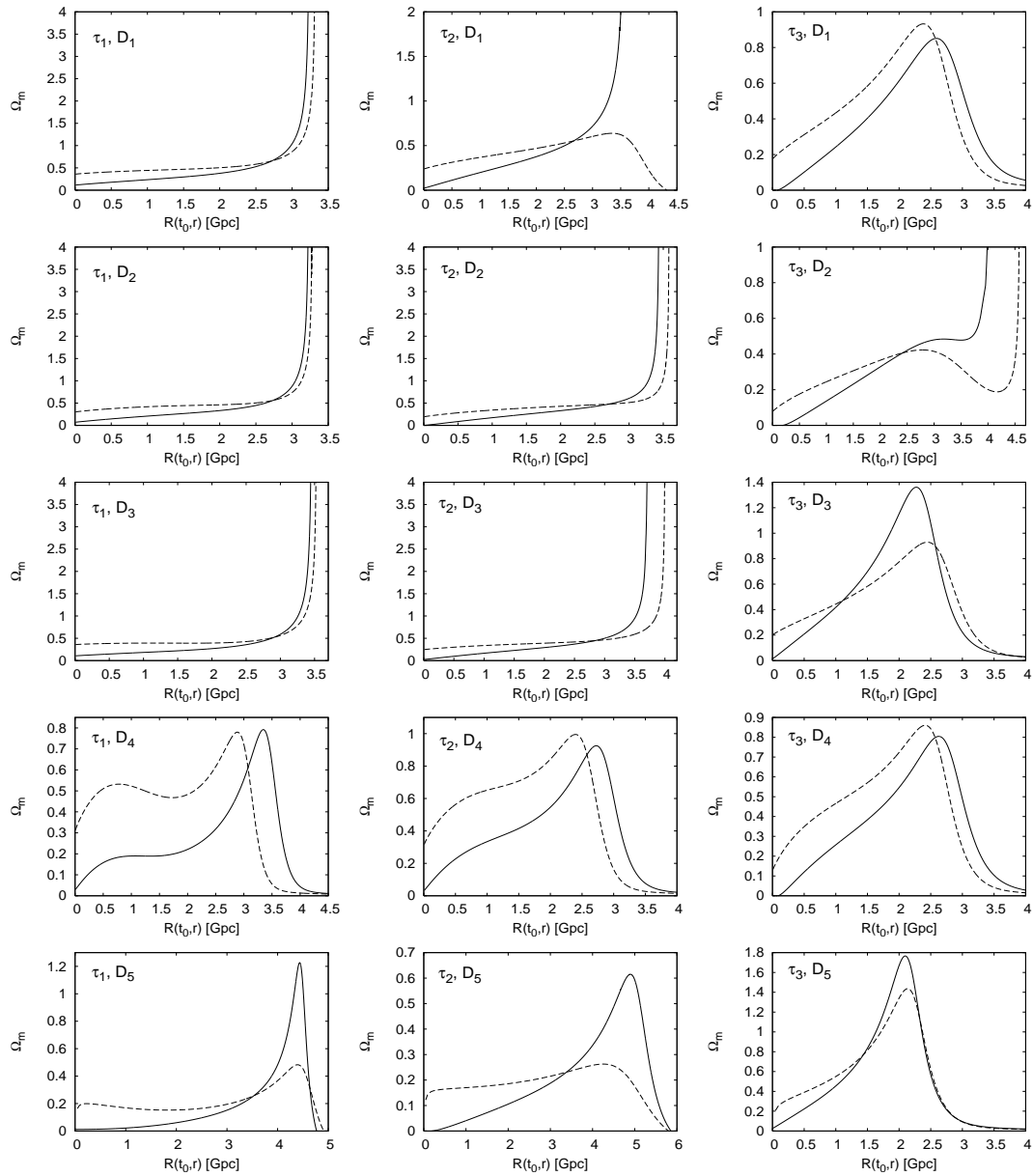


Figure 5. Present-day density profile $\Omega_m(r)$ for models with fits to observations in the form of $\tau_i(z)$ and $D_j(z)$ (where i and j correspond to a fitting type — see Sec. 3). The pair of τ and D is given in the upper left corner of each panel. Solid line corresponds to a model with $\Omega_\Lambda = 0$ and dashed line to $\Omega_\Lambda = 0.7$. (Note that these profiles do not represent observations, which are necessarily on the PNC.)

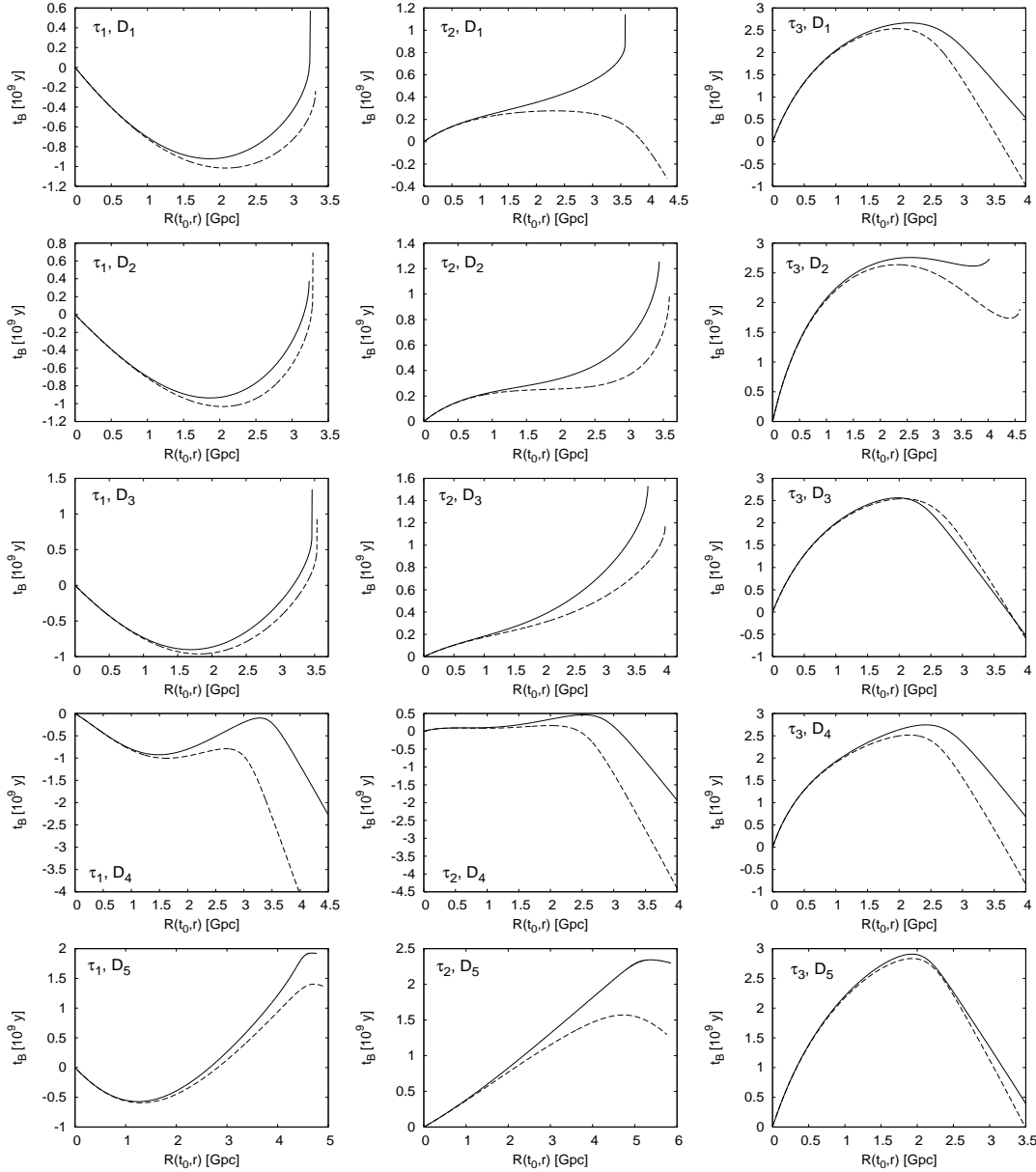


Figure 6. Bang time function $t_B(r)$ for models with fits to observations in the form of $\tau_i(z)$ and $D_j(z)$ (where i and j correspond to a fitting type — see Sec. 3). The pair of τ and D is given in upper or lower left corner of each panel. Solid line corresponds to a model with $\Omega_\Lambda = 0$ and dashed line to $\Omega_\Lambda = 0.7$.

6.2. Discussion

The error band and the individual model curves for the present-day density profile are presented in Fig. 7, and those for the bang time function t_B in Fig. 8. These show that, for models with $\Lambda = 0$, the dispersion in the Ω_m plot is not as large as in the case of $\Omega_\Lambda = 0.7$. Also, with $\Omega_\Lambda = 0$, a clear increasing trend is visible up to $R_0 = 3.5$ Gpc at least, whereas in the case of $\Omega_\Lambda = 0.7$ there is far more uncertainty, and no discernible trend. As to the bang time function, both cases allow for decreasing, increasing or a

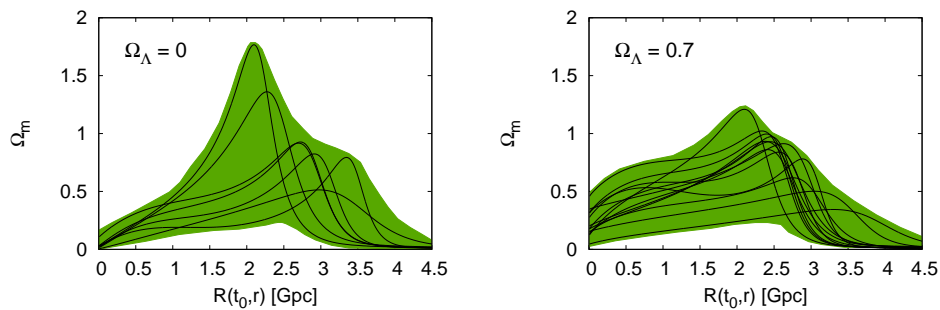


Figure 7. Constraints on the present-day density profile from luminosity distance and maximum stellar age data. The curves are the individual fits under different assumptions. The green region is the envelope of all fitted models satisfying some minimal reasonableness requirements (see text). The region is large because there is still a lot of scatter and uncertainty in the data.

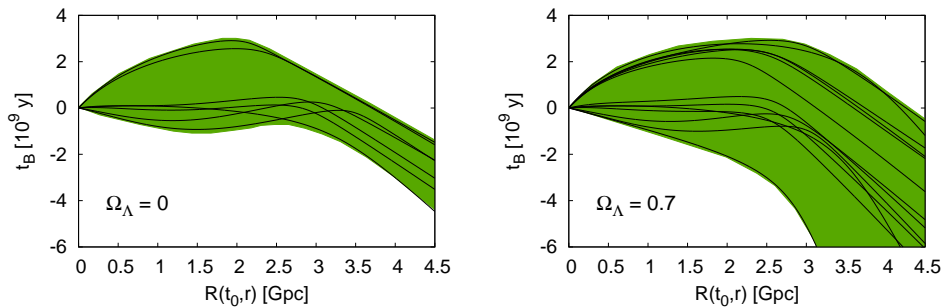


Figure 8. Constraints on the bang time function from luminosity distance and maximum stellar age data. The curves are the individual fits, and the green region is the envelope of all reasonable models.

constant t_B function up to at least 3.5 Gpc.

The distance of 3.5 Gpc corresponds to $z \approx 1.5$, and at this distance the fit to the data is no longer reliable; as shown in Fig. 2, for $z > 1.5$ there is only small number of data. Therefore the behaviour of these models at larger distances cannot be considered at all accurate, though it is interesting to notice that in all cases (with and without the cosmological constant) for $R_0 > 3.5$ Gpc there is a definite decreasing trend.

7. Conclusions

We have pursued the broad question of what observations can tell us about the geometry of our universe, and to what extent the observations support homogeneity. As the cosmological datasets become larger, more accurate, and reach deeper z , we should be able to relax our assumptions and derive our spacetime metric in increasing detail, verifying to what extent, and on what scale, it is homogeneous on average. While some assumptions will always be required, it is important to test different sets of assumptions,

and to test theories in different ways.

Here we have shown how measurements of maximum galactic ages, together with SNIa luminosities, over the available range of redshifts, can be used to determine the free metric functions of a spherically symmetric cosmology — the Lemaître-Tolman metric. Previous work used galaxy number counts instead of maximum ages. Reasons why a spherically symmetric model is a good place to start such an investigation, and appropriate to currently available datasets, are discussed above and elsewhere [16, 56, 63, 44]. The algorithm does a numerical integration of the DEs we derived, but requires careful treatment of the origin, $z = 0$, and the neighbourhood of the maximum in the diameter distance, $\hat{R} = \hat{R}_m$ — the apparent horizon, to avoid numerical difficulties. We have adapted the apparent horizon correction method used for a different dataset combination [43, 56, 63] to our case, and shown how the properties of this apparent horizon provide relationships between observables and integrated quantities that allow one to detect a cumulative systematic error in the data and make a correction, thus ensuring a self-consistent solution. All attempts to integrate past null cone data face potential divergences at the apparent horizon. We have discussed the problem of extracting smooth functions from discrete data, and estimating the uncertainties in the output. We adopted a method, based on a range of possible fitting functions, that is appropriate to the limited and noisy data currently available.

Also, in contrast to the inverse methods usually considered, we did not limit ourselves to the zero- Λ LT models. Usually, when considering inhomogeneous models, people are seeking to explain the data without the cosmological constant. Recently however, inhomogeneous models with the cosmological constant have started to be considered more seriously; see for example [61] or [14]. In order to fully test the assumption of homogeneity we cannot set $\Lambda = 0$, thus we consider two cases $\Omega_\Lambda = 0$ and $\Omega_\Lambda = 0.7$.

We have executed our algorithm using currently available data, and presented the results. Though the data is not yet good enough to attach any confidence to our output, we have analysed our graphs as an interesting exercise. In fact our results are quite reasonable, and in particular we have shown that there is no conflict between the data used and an LT model without Λ . We expect much stronger constraints to emerge as the data improves. It should be emphasised that the stated confidence levels in the concordance model are much higher exactly because the homogeneity assumption removes huge amounts of potential uncertainty. Homogeneity is not being tested in those confidence calculations. We note that comparisons of north and south values in e.g. the Sloan data, or angular variations in the Hubble flow, have yielded differences of uncertain significance.

Thus we have demonstrated that the metric extraction method is both theoretically and numerically viable, and should be developed and extended, as an important and strong check on homogeneity. It is because both time and distance vary down our past null cone in the radial direction, so observations are affected by source evolution as well as cosmic expansion, that testing radial homogeneity on top of that — without assuming it

somewhere — is very difficult. The relationship between the the paths of light rays — the past null cone — and the geometry (metric) they pass through is intrinsically non-linear. Therefore our analysis of observations must take this into account. The generalisation of the metric extraction method to handling angular variation is intrinsically complex, but must be pursued.

In [54] the authors took an LT model that reproduces the luminosity and density curves of the currently preferred Λ CDM model. They estimated the age of the universe at the central location (at us) for this LT model, and with their method they found the age of their chosen LT model near us is < 11.7 Gy at a 1σ confidence level, but still within 1σ of the locally measured age limits. We point out that they did not find the best fit of an LT model to the observations. They assumed the luminosity and density curves of the best fit FLRW model are the best fit for any model. However, once one allows inhomogeneity, as one should if LT is being used, there is much more leeway in the luminosity and density data curves than is apparent from the best-fit FLRW parameters and the quoted confidence levels. In contrast, our work uses the data to directly construct the model, and finds the age measurements are consistent with a range of reasonable inhomogeneous models (including some close to homogeneous).

Acknowledgments

KB is grateful to the ACGC-UCT, where this research was initiated, for their hospitality. KB also acknowledges the support of the Marie Curie Fellowship under the grant PIEF-GA-2009-252950. CH thanks South Africa’s National Research Foundation (NRF) for support. AHAA thanks the Deutscher Akademischer Austausch Dienst (DAAD) for a bursary.

References

- [1] U. Alam, V. Sahni, T. D. Saini, A. A. Starobinsky, *Mon. Not. Roy. Astron. Soc.* **344**, 1057 (2003)
- [2] U. Alam, V. Sahni, A. A. Starobinsky *J. Cosm. Astropart. Phys.* **0406**, 008 (2004)
- [3] V.V. Albani, A.S. Iribarrem, M.B. Ribeiro, and W.R. Stoeger, *Astrophys. J.* **657** 760 (2007).
- [4] S. Alexander, T. Biswas, A. Notari, D. Vaid, *J. Cosm. Astropart. Phys.* **09**, 025 (2009).
- [5] A.H.A. Alfedeel and C. Hellaby “The Lemaitre Model and the Generalisation of the Cosmic Mass”, *Gen. Rel. Grav.* **42**, 1935-522 (2010).
- [6] H. Alnes, M. Amarzguioui, *Phys. Rev. D* **75** 023506 (2007).
- [7] H. Alnes, M. Amarzguioui, *Ø. Grøn Phys. Rev. D* **73** 08351 (2006).
- [8] R. Amanullah, C. Lidman, D. Rubin, G. Aldering, P. Astier P, et al. *Astrophys. J.* **716** 712 (2010)
- [9] M.E. Araújo, R.C. Arcuri, J.L. Bedran, L.R. de Freitas, & W.R. Stoeger, “Integrating Einstein Field Equations in Observational Coordinates with Cosmological Data Functions: Nonflat Friedmann-Lemaître-Robertson-Walker Cases”, *Astrophys. J.* **549**, 716-20 (2001).
- [10] T. Biswas, R. Mansouri, A. Notari, *J. Cosm. Astropart. Phys.* **12**, 017 (2007).
- [11] T. Biswas, A. Notari *J. Cosm. Astropart. Phys.* **06**, 021 (2008).
- [12] C. Blake et al. *Mon. Not. Roy. Astron. Soc.* in press, arXiv:1105.2862 (2011)
- [13] K. Bolejko, *PMC Phys. A* **2**, 1 [astro-ph/0512103].
- [14] K. Bolejko, M-N. Célérier, *Phys. Rev. D* **82**, 103510 (2010).

- [15] K. Bolejko, M-N. C el erier and A. Krasi nski, *Class. Quantum Grav.* **28**, 164002 (2011)
- [16] K. Bolejko, A. Krasi nski, C. Hellaby & M-N. C el erier, *Structures in the Universe by Exact Methods — Formation, Evolution, Interactions*, Cambridge University Press, 2009, ISBN 978-0-521-76914-3.
- [17] K. Bolejko, J.S.B. Wyithe, *J. Cosm. Astropart. Phys.* **02**, 020 (2009).
- [18] H. Bondi, “Spherically Symmetric Models in General Relativity”, *Mon. Not. Roy. Astron. Soc.* **107**, 410 (1947); reprinted with historical introduction in *Gen. Rel. Grav.* **11**, 1783 (1999).
- [19] N. Brouzakis and N. Tetradis *Phys. Lett. D* **665**, 344 (2008).
- [20] N. Brouzakis, N. Tetradis and E. Tzavara, *J. Cosm. Astropart. Phys.* **02**, 013 (2007).
- [21] N. Brouzakis, N. Tetradis and E. Tzavara, *J. Cosm. Astropart. Phys.* **04**, 008 (2008).
- [22] M.-N. C el erier, “Do We Really See a Cosmological Constant in the Supernovae Data?”, *Astron. Astrophys.* **353**, 63-71 (2000).
- [23] M-N. C el erier, K. Bolejko and A. Krasi nski, *Astron. Astrophys.* **518** A21 (2010).
- [24] D.J.H. Chung, A.E. Romano, *Phys. Rev. D* **74**, 103507 (2006).
- [25] C. Clarkson, B.A. Bassett, T. H.-C. Lu, *Phys. Rev. Lett.* **101**, 011301 (2008).
- [26] C. Clarkson, M. Regis, *J. Cosm. Astropart. Phys.* **02**, 013 (2011)
- [27] C. Clarkson, C. Zunckel, *Phys. Rev. Lett.* **104**, 211301 (2010)
- [28] T. Clifton, P.G. Ferreira and K. Land, *Phys. Rev. Lett.* **101**, 131302 (2008).
- [29] T. Clifton, P.G. Ferreira, J. Zuntz, *J. Cosm. Astropart. Phys.* **07**, 029 (2009).
- [30] R. A. Daly, S.G. Djorgovski, *Astrophys. J.* **597**, 9 (2003)
- [31] R. A. Daly and S. G. Djorgovski, *Astrophys. J.* **612**, 652 (2004)
- [32] P. Dunsby, N. Goheer, B. Osano, J-P. Uzan, *J. Cosm. Astropart. Phys.* **06**, 017 (2010).
- [33] G.F.R. Ellis, “Relativistic Cosmology” in *General Relativity and Cosmology*, Proc. Int. School of Physics “Enrico Fermi” (Varenna), Course XLVII, Ed. R. K. Sachs, Academic Press, pp 104-82 (1971). reprinted with historical introduction in *Gen. Rel. Grav.* **41**, 581 (2009).
- [34] G.F.R. Ellis, S.D. Nel, R. Maartens, W.R. Stoeger, & A.P. Whitman, “Ideal Observational Cosmology”, *Phys. Reports* **124**, 315-417 (1985).
- [35] K. Enqvist, “Lema tre-Tolman-Bondi Model and Accelerating Expansion”, *Gen. Rel. Grav.* **40**, 451 (2008).
- [36] K. Enqvist, & T. Mattsson, “The Effect of Inhomogeneous Expansion on the Supernova Observations”, *J. Cosm. Astropart. Phys.* **02**, 019 (2007).
- [37] K. Enqvist, M. Mattsson, G. Rigopoulos, *J. Cosm. Astropart. Phys.* **09**, 022 (2009).
- [38] I.M.H. Etherington, “On the Definition of Distance in General Relativity”, *Phil. Mag. VII* **15**, 761 (1933); reprinted with historical introduction in *Gen. Rel. Grav.* **39**, 1055 (2007).
- [39] J. Garc a-Bellido and T. Haugb olle, *J. Cosm. Astropart. Phys.* **04**, 003 (2008).
- [40] J. Garc a-Bellido and T. Haugb olle, *J. Cosm. Astropart. Phys.* **09**, 016 (2008).
- [41] C. Hellaby, “Multicolour Observations, Inhomogeneity & Evolution”, *Astron. Astrophys.* **372**, 357-63 (2001).
- [42] C. Hellaby, “Finding the Metric of the Cosmos”, Mathematics of Gravitation II, Warsaw, Sept 1-9 2003, <http://www.mth.uct.ac.za/~cwh/FndMCsms.pdf>
- [43] C. Hellaby, “The Mass of the Cosmos”, *Mon. Not. Roy. Astron. Soc.* **370**, 239-44 (2006).
- [44] C. Hellaby, “Modelling Inhomogeneity in the Universe”, *Proceedings of Science PoS(ISFTG)005* (2009).
- [45] C. Hellaby and A.H.A. Alfedeel, “Solving the Observer Metric”, *Phys. Rev. D* **79** 043501, 1-10 (2009)
- [46] C. Hellaby, K. Lake (1985), “Shell Crossings and the Tolman Model”, *Astrophys. J.* **290**, 381-7; plus errata in: (1985), *Astrophys. J.* **300**, 461.
- [47] T. Holsclaw, U. Alam, B. Sans o, H. Lee, K. Heitmann, S. Habib, D. Higdon, *Phys. Rev. Lett.* **105**, 241302 (2010)
- [48] H. Iguchi, T. Nakamura and K. Nakao, “Is Dark Energy the Only Solution to the Apparent

- Acceleration of the Present Universe?", *Prog. Theor. Phys.* **108**, 809 (2002).
- [49] E. Komatsu, K. M. Smith, J. Dunkley, C. L. Bennett, B. Gold, et al. *Astrophys. J. Suppl.* **192**, 18 (2011)
- [50] M. Kowalski et al. *Astrophys. J.* **686**, 749 (2008).
- [51] A. Krasinski, *Inhomogeneous Cosmological Models*, Cambridge U P (1997), ISBN 0 521 48180 5.
- [52] A. Krasinski and C. Hellaby, "Formation of a Galaxy with a Central Black Hole in the Lemaitre-Tolman Model", *Phys. Rev. D* **69**, 043502 (2004).
- [53] J. Kristian and R.K. Sachs, "Observations in Cosmology", *Astrophys. J.* **143**, 379-99 (1966); reprinted with historical introduction in *Gen. Rel. Grav.* **43**, 331-58 (2011).
- [54] M-X. Lan, M. Li, X-D. Li and S. Wang, *Phys. Rev. D* **82**, 023516 (2010).
- [55] G. Lemaitre, "L'Universe en Expansion", *Ann. Soc. Sci. Bruxelles* **A53**, 51-85 (1933); reprinted in English with historical introduction in *Gen. Rel. Grav.* **29**, 641-80 (1997).
- [56] T.H.-C. Lu, and C. Hellaby, "Obtaining the Spacetime Metric from Cosmological Observations", *Class. Quantum Grav.* **24**, 4107-31 (2007).
- [57] R. Maartens, N.P. Humphreys, D.R. Matravers, and W.R. Stoeger, "Inhomogeneous Universes in Observational Coordinates", *Class. Quantum Grav.* **13**, 253 (1996); plus errata in *Class. Quantum Grav.* **13**, 1689 (1996).
- [58] V. Marra, E.W. Kolb and S. Matarrese, *Phys. Rev. D* **77**, 023003 (2008).
- [59] V. Marra, E.W. Kolb, S. Matarrese and A. Riotto, *Phys. Rev. D* **76**, 123004 (2007).
- [60] V. Marra, A. Notari, *Class. Quantum Grav.* **28**, 164004 (2011).
- [61] V. Marra and M. Paakkonen, *J. Cosm. Astropart. Phys.* **12**, 021 (2010).
- [62] P.J. McCarthy, D. Le Borgne, D. Crampton, H-W. Chen, R.G. Abraham, K. Glazebrook, S. Savaglio, R.G. Carlberg, R.O. Marzke, K. Roth, I. Jorgensen, I. Hook, R. Murowinski and S. Juneau, *Astrophys. J.* **614**, L9 (2004).
- [63] M.L. McClure & C. Hellaby, "Determining the Metric of the Cosmos: Stability, Accuracy, and Consistency", *Phys. Rev. D* **78**, 044005, 1-17 (2008).
- [64] A. Moss, J.P. Zibin and D. Scott, "Precision Cosmology Defeats Void Models for Acceleration", *Phys. Rev. D* **83**, 103515 (2011)
- [65] N. Mustapha, and C. Hellaby, "Clumps into Voids", *Gen. Rel. Grav.* **33**, 455-77 (2001).
- [66] N. Mustapha, C. Hellaby and G.F.R. Ellis (1997), "Large Scale Inhomogeneity Versus Source Evolution - Can We Distinguish Them Observationally?", *Mon. Not. Roy. Astron. Soc.* **292**, 817-30.
- [67] S. Nadathur and S. Sarkar, "Reconciling the local void with the CMB", [arXiv:1012.3460].
- [68] M.H. Partovi and B. Mashhoon, *Astrophys. J.* **276**, 4 (1984).
- [69] J.F. Pascual-Sánchez, *Mod. Phys. Lett. A* **14**, 1539 (1999).
- [70] R. Penrose "General Relativistic Energy Flux and Elementary Optics", In *Perspectives in Geometry and Relativity: Essays in Honour of Vaclav Hlavaty*, Ed B. Hoffman, Indiana University Press, pp 259-74 (1966).
- [71] J. Plebański and A. Krasinski, *An Introduction to General Relativity and Cosmology*, Cambridge U P (2006), ISBN 0-521-85623-X.
- [72] W. H. Press, B. P. Flannery, S. A. Teukolsky, W. T. Vetterling, *Numerical Recipes. The art of Scientific Computing*. Cambridge Univ. Press, Cambridge (1986)
- [73] M. Regis and C. Clarkson, "Do Primordial Lithium Abundances Imply There's No Dark Energy?" [arXiv:1003.1043].
- [74] M.B. Ribeiro and W.R. Stoeger, "Relativistic Cosmology Number Counts and the Luminosity Function", *Astrophys. J.* **592**, 1-16 (2003).
- [75] A.E. Romano, *J. Cosm. Astropart. Phys.* **01**, 004 (2010).
- [76] A.E. Romano, *J. Cosm. Astropart. Phys.* **05**, 020 (2010).
- [77] A.E. Romano, *Phys. Rev. D* **82** 123528 (21010).
- [78] V. Sahni, A. Shafieloo and A. A. Starobinsky, *Phys. Rev. D* **78**, 103502 (2008).
- [79] D. Sarkar, S. Sullivan, S. Joudaki, A. Amblard, D. E. Holz, A. Cooray *Phys. Rev. Lett.* **100**

- 241302 (2008)
- [80] A. Shafieloo, U. Alam, V. Sahni, A. A. Starobinsky, *Mon. Not. Roy. Astron. Soc.* **366**, 1081(2006)
 - [81] A. Shafieloo, *Mon. Not. Roy. Astron. Soc.* **380**, 1573 (2007).
 - [82] J. Simon, L. Verde, and R. Jimenez, *Phys. Rev. D* **71**, 123001 (2005).
 - [83] D. Stern, R. Jimenez, L. Verde, M. Kamionkowski, and S.A. Stanford, *J. Cosm. Astropart. Phys.* bf 02, 008 (2010)
 - [84] W.R. Stoeger, G.F.R. Ellis & S.D. Nel, “Observational Cosmology: III. Exact Spherically Symmetric Dust Solutions”, *Class. Q. Grav.*, **9**, 509-26 (1992).
 - [85] S. Sullivan, A. Cooray, D. E. Holz *J. Cosm. Astropart. Phys.* **09**, 004 (2007).
 - [86] M. Tegmark et al. *Phys. Rev. D* **74**, 123507 (2006).
 - [87] R.C. Tolman, “Effect of Inhomogeneity on Cosmological Models”, *Proc. Nat. Acad. Sci. U.S.A.* **20**, 169-76 (1934); reprinted with historical introduction in *Gen. Rel. Grav.* **29**, 935-43 (1997).
 - [88] W. Valkenburg, *J. Cosm. Astropart. Phys.* **06**, 010 (2009).
 - [89] Y. Wang and M. Tegmark, *Phys. Rev. Lett.* **92**, 241302 (2004)
 - [90] C.M. Yoo, *Prog. Theor. Phys.* **124** 645 (2010).
 - [91] C-M. Yoo, T. Kai and K-I. Nakao, “Solving the Inverse Problem with Inhomogeneous Universes”, *Prog. Theor. Phys.* **120**, 937-60 (2008).
 - [92] C-M. Yoo, K-I. Nakao and M. Sasaki, *J. Cosm. Astropart. Phys.* **07**, 012 (2010).
 - [93] C-M. Yoo, K-I. Nakao and M. Sasaki, *J. Cosm. Astropart. Phys.* **10**, 011 (2010).
 - [94] P. Zhang and A. Stebbins, *Phys. Rev. Lett.* **107**, 041301 (2011).
 - [95] J.P. Zibin, A. Moss and D. Scott, *Phys. Rev. Lett.* **101**, 251303 (2008).