

# A nonlocal wave-wave interaction among Alfvén waves in an intermediate- $\beta$ plasma

J. S. Zhao,<sup>1,2,\*</sup> D. J. Wu<sup>†,1</sup> and J. Y. Lu<sup>3,‡</sup>

<sup>1</sup>*Purple Mountain Observatory, Chinese Academy of Sciences 210008, Nanjing, China.*

<sup>2</sup>*Graduate School, Chinese Academy of Sciences, Beijing, China.*

<sup>3</sup>*National Center for Space Weather,  
China Meteorology Administration 100081, Beijing, China.*

(Dated: June 2, 2019)

## Abstract

A nonlocal coupling mechanism to directly transfer the energy from the large-scale MHD Alfvén wave to the small-scale kinetic Alfvén wave is presented. It is shown that two reverse propagating large-scale MHD Alfvén wave and small-scale kinetic Alfvén wave can combine into another kinetic Alfvén wave, and the wave energy can be directly transferred from the large scale range to the small scale range. Also some potentially important applications of this mechanism in the solar corona plasmas are presented, and its roles for the generation of the electron scale kinetic Alfvén waves in the solar wind are discussed.

---

<sup>†</sup> Corresponding author. Electronic address: [djwu@pmo.ac.cn](mailto:djwu@pmo.ac.cn)

<sup>\*</sup>Electronic address: [js'zhao@pmo.ac.cn](mailto:js'zhao@pmo.ac.cn)

<sup>‡</sup>Electronic address: [lujiy@cma.gov.cn](mailto:lujiy@cma.gov.cn)

## I. INTRODUCTION

The large-scale MHD Alfvén wave [1], generated by the magnetic stress tensor, is non-dispersive low frequency wave mode and can be directly derived from MHD equations. The dispersive Alfvén wave arises due to the finite-frequency and small-scale modifications [2]. The dispersive Alfvén wave is specially called as the kinetic Alfvén wave (KAW) when its perpendicular wavelength is close to the order of the ion gyroradius [3], the ion acoustic gyroradius or the electron inertial length [4]. The KAW can accelerate and heat electrons by its parallel electric field [5–7] and interact with ions through its perpendicular electric field [8–10]. The properties of the KAW have been demonstrated by many experimental investigations in the space [11–14] and laboratory [15–18] plasmas. In particular, the KAW can play an important role in the acceleration of energetic electrons in Earth’s auroras [19–21] and solar flares [22–24] as well as the heating of solar coronal plasmas [25–29].

Extensive works have been done to discuss the local interaction process of three Alfvén waves when three wavenumbers are comparable [30–35]. A large amplitude dispersive Alfvén wave can bring about the local nonlinear decay among themselves [32–35]. Two reversely-propagating Alfvén waves can interact with each other and lead to the wave energy local cascade from the large-scale energy injection range to the small-scale energy dissipation range in the MHD turbulence [30, 31, 36–38]. At scales of the order of the ion inertial length or the ion gyroradius, the KAW can be generated in the solar wind turbulence [39–42], however, it cannot reach electron scales (the electron inertial length or the electron gyroradius) through the local KAW cascade due to the heavily electron Landau damping in these small scales [43].

Recently, some works found that the coupling among Alfvén waves with different scales can occur [44, 45]. Voitenko and Goossens (2005) presented a nonlocal Alfvén waves interaction mechanism, and showed that a large-scale MHD Alfvén wave can be parametrically decayed to two small-scale KAWs. Shukla and Stenflo (2005) studied the three-wave interaction involving two KAWs and one field-aligned Alfvén wave with the finite-frequency modification, and they also showed two small-scale KAWs can be nonlocally excited by this large-scale Alfvén wave. Unlike the local energy cascade in the MHD turbulence, the wave energy can be directly transferred from the large scale waves to the small scale waves in these nonlocal interaction processes.

In this paper, we shall study a nonlocal interaction among a MHD Alfvén wave and two reversely-propagating KAWs, and we shall show that the nonlocal coupling mechanism, a MHD Alfvén wave + KAW  $\rightarrow$  KAW, may play an important role in generating the KAWs with electron scales [41, 42]. The reminder of this paper is organized in the following fashion. The qualitative and quantitative analyses are given in section 2 and section 3, respectively. Section 4 presents an application in the solar corona. The discussion is set in section 5 and the summary is contained in section 6.

## II. QUALITATIVE ANALYSIS

Three waves in the nonlinear coupling process (a MHD Alfvén wave + KAW 1  $\rightarrow$  KAW 2) must satisfy the resonant relation, which describes the phase relation of these three waves,

$$\begin{aligned}\omega_s + \omega_1 &= \omega_2 \\ \mathbf{k}_s + \mathbf{k}_1 &= \mathbf{k}_2\end{aligned}\tag{1}$$

where  $\omega_s$  and  $\mathbf{k}_s$  are the frequency and wave vector of the large-scale MHD Alfvén wave, respectively;  $\omega_{1,2}$  and  $\mathbf{k}_{1,2}$  are frequencies and wave vectors of two KAWs, respectively. In this study, we consider the general oblique propagating MHD Alfvén wave, where wave vector  $\mathbf{k}_s$  can be expressed as  $\mathbf{k}_s = \mathbf{k}_{s\perp} + k_{sz}\hat{\mathbf{z}}$ , and  $\mathbf{k}_{s\perp}$  and  $k_{sz}\hat{\mathbf{z}}$  are the wave vectors perpendicular and parallel to the background magnetic field  $B_0\hat{\mathbf{z}}$ , respectively.

The linear dispersion relation of the MHD Alfvén wave is  $\omega_s = V_A k_{sz}$ , where  $V_A$  is the Alfvén velocity. For two KAWs in (1), their linear dispersion relations are given as  $\omega_{1,2} = V_A k_{1,2z} K_{1,2}$  with  $K_{1,2} = \sqrt{1 + \rho^2 k_{1,2\perp}^2}$  for the intermediate-beta plasmas ( $m_e/m_i \ll \beta \ll 1$ ) and  $K_{1,2} = 1/\sqrt{1 + \lambda_e^2 k_{1,2\perp}^2}$  for the low-beta plasmas ( $\beta \ll m_e/m_i$ ) [2, 46], where  $k_{1,2z}$  is the parallel wavenumbers of two KAWs,  $k_{1,2\perp}$  is the perpendicular wavenumbers of two KAWs,  $\rho^2 = \rho_i^2 + \rho_s^2$  ( $\rho_i$  is the ion gyroradius and  $\rho_s$  is the ion acoustic gyroradius),  $\lambda_e$  is the electron inertial length,  $\beta$  is the ratio of the plasma thermal to magnetic pressures, and  $m_e/m_i$  is the electron to ion mass ratio.

Substituting the linear dispersion relations of the MHD Alfvén wave and two KAWs into the frequency relation in (1) and then combining with the z-direction wave-vector relation, we can obtain a restricted relation for two KAW wavenumbers,

$$k_{1z}(K_1 - s_1) = k_{2z}(K_2 - s_2),\tag{2}$$

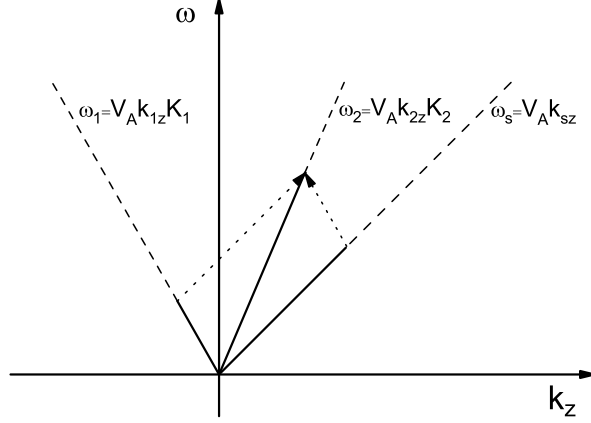


FIG. 1: The parallelogram in the  $(\omega, k_z)$  plane for the three Alfvén waves interaction, a MHD Alfvén wave + KAW 1  $\rightarrow$  KAW 2.

or be written as

$$(K_1 - s_1)(K_2 - s_2) > 0. \quad (3)$$

where the MHD Alfvén wave is assumed along background magnetic field. The subscribes  $s_{1,2}$  denote the directions of two KAWs, for example,  $s_{1,2} = 1$  stand for two KAWs having the same directions as the MHD Alfvén wave and  $s_{1,2} = -1$  are two KAWs reverse the MHD Alfvén wave propagation.

There exists three kinds of wave-wave interactions,  $s_{1,2} = \pm 1$  and  $s_1 = -s_2 = -1$ , for the system of one MHD Alfvén wave and two KAWs. In the first two interaction cases ( $s_{1,2} = \pm 1$ ), the frequency of the KAW 1 is required much larger than the MHD Alfvén wave frequency, and we do not discuss these two cases in this study. The third case ( $s_1 = -s_2 = -1$ ), as shown in figure 1, describes the parallel-propagating KAW 2 generated in the nonlinear interaction between the parallel-propagating MHD Alfvén wave and the reversely-propagating KAW 1. From the restricted relation (3), we can see that the third interaction takes place under the condition  $K_2 > 1$ , which means this interaction only exists in the plasmas with  $\beta > m_e/m_i$ . Two KAW frequencies in the third interaction can also be estimated by  $\omega_1 = \omega_s(K_2 - 1)/(K_2/K_1 + 1)$  and  $\omega_2 = \omega_s(K_1 + 1)/(K_1/K_2 + 1)$  from equations (1) and (2),.

### III. TWO-FLUID MODEL

Let us consider the homogeneous and collisionless plasmas with two species of particles, electrons and ions. We restrict the plasmas in the intermediate-beta range ( $m_e/m_i \ll \beta \ll 1$ ), where the ion finite Larmor radius and ion polarization contributions are both important for the KAWs [2]. The momentum equation is,

$$\begin{aligned} \partial_t \mathbf{v}_j + \frac{1}{m_j n_j} \nabla P_j - \frac{q_j}{m_j} (\mathbf{E} + \mathbf{v}_j \times \mathbf{B}_0) = \\ - \mathbf{v}_j \cdot \nabla \mathbf{v}_j + \frac{q_j}{m_j} \mathbf{v}_j \times \mathbf{B}, \end{aligned} \quad (4)$$

where  $\mathbf{v}_j$ ,  $m_j$ ,  $q_j$ ,  $n_j$  and  $P_j$  denote the particle velocity, mass, charge, number density and thermal pressure for species  $j$ , respectively;  $\mathbf{E}$  and  $\mathbf{B}$  are the wave electric and magnetic field perturbations, respectively. The isothermal assumption is also used in the following derivation and the thermal pressure is expressed as  $P_j = n_j T_j$ , where  $T_j$  is the thermal temperature.

The variables can be written as,  $\mathbf{v}_j = \mathbf{v}_{js} + \mathbf{v}_{j1} + \mathbf{v}_{j2}$ ,  $n_j = n_0 + n_{j1} + n_{j2}$ ,  $\mathbf{E} = \mathbf{E}_s + \mathbf{E}_1 + \mathbf{E}_2$  and  $\mathbf{B} = \mathbf{B}_s + \mathbf{B}_1 + \mathbf{B}_2$  (where  $n_0$  is the background number density). Here it should be noted that the large-scale MHD Alfvén wave only has the perpendicular velocity and electromagnetic perturbations:  $\mathbf{v}_s = \mathbf{v}_{s\perp}$ ,  $\mathbf{E}_s = \mathbf{E}_{s\perp}$  and  $\mathbf{B}_s = \mathbf{B}_{s\perp}$ . Subscribing these expressions into the momentum equation (4), we can obtain the fluid velocities of the KAW 2,

$$\begin{aligned} \mathbf{v}_{i2\perp} \simeq \frac{1}{B_0} \mathbf{E}_{2\perp} \times \hat{\mathbf{z}} - \frac{v_{Ti}^2}{\omega_{ci}} \nabla_{\perp} \frac{n_{i2}}{n_0} \times \hat{\mathbf{z}} + \frac{1}{B_0 \omega_{ci}} \partial_t \mathbf{E}_{2\perp} \\ - \frac{v_{Ti}^2}{\omega_{ci}^2} \partial_t \nabla_{\perp} \frac{n_{i2}}{n_0} - \frac{1}{\omega_{ci}} [\mathbf{v}_{is\perp} \cdot \nabla_{\perp} (\mathbf{v}_{i1E} + \mathbf{v}_{i1D})] \times \hat{\mathbf{z}}, \end{aligned} \quad (5)$$

$$\begin{aligned} \mathbf{v}_{e2\perp} \simeq \frac{1}{B_0} \mathbf{E}_{2\perp} \times \hat{\mathbf{z}} - \frac{v_{Te}^2}{\omega_{ce}} \nabla_{\perp} \frac{n_{e2}}{n_0} \times \hat{\mathbf{z}} \\ + \frac{1}{B_0} (\mathbf{v}_{e1z} \times \mathbf{B}_{s\perp}) \times \hat{\mathbf{z}}, \end{aligned} \quad (6)$$

and

$$\begin{aligned} \partial_t v_{e2z} \simeq -\frac{e}{m_e} E_{2z} - v_{Te}^2 \partial_z \frac{n_{e2}}{n_0} \\ - \frac{e}{m_e} [(\mathbf{v}_{e1E} + \mathbf{v}_{e1D}) \times \mathbf{B}_{s\perp} + \mathbf{v}_{es\perp} \times \mathbf{B}_{1\perp}] \cdot \hat{\mathbf{z}}. \end{aligned} \quad (7)$$

where  $\omega_{ci} = eB_0/m_i$  and  $\omega_{ce} = -eB_0/m_e$  are the ion and electron cyclotron frequencies, respectively;  $v_{Ti} = (T_i/m_i)^{1/2}$  and  $v_{Te} = (T_e/m_e)^{1/2}$  are the ion and electron thermal velocities, respectively;  $\mathbf{v}_{i1E} = (1/B_0)\mathbf{E}_{1\perp} \times \hat{\mathbf{z}}$  and  $\mathbf{v}_{i1D} = -(v_{Ti}^2/\omega_{ci})\nabla_{\perp} \frac{n_{i1}}{n_0} \times \hat{\mathbf{z}}$  denote the ion electric field drift velocity and the ion diamagnetic drift velocity of the KAW 1, respectively;  $\mathbf{v}_{e1z}$ ,  $\mathbf{v}_{e1E} = (1/B_0)\mathbf{E}_{1\perp} \times \hat{\mathbf{z}}$  and  $\mathbf{v}_{e1D} = -(v_{Te}^2/\omega_{ce})\nabla_{\perp} \frac{n_{e1}}{n_0} \times \hat{\mathbf{z}}$  denote the electron parallel velocity, the electric field drift velocity and the electron diamagnetic drift velocity of the KAW 1, respectively. Here, the nonlinear terms due to the thermal pressure gradient are neglected since they are smaller than the nonlinear effects in (5) - (7). The nonlinear system in this study is limited to the weak nonlinear system, where a Fourier analysis can be used. Three waves in this system are assumed three monochromatic waves, and their amplitudes can be expressed as  $A_l = A_{k_l} e^{-i\omega_l t + i\mathbf{k}_l \cdot \mathbf{r}}$ , where  $l = (1, 2, s)$ . Because of the weakly nonlinear plasma, the wave amplitudes are restricted as small amplitudes, and the ratio of energy in the oscillations to the total energy of the plasma is a small parameter (e.g. [48]).

The ion and electron number density perturbations in equations (5) - (7) can be obtained by using the ion continuity equation and the quasi-neutrality condition ( $n_{2i} = n_{2e} \equiv n_2$ ),

$$(1 + \rho_i^2 k_{2\perp}^2) n_2 / n_0 \simeq -\frac{ie}{m_i \omega_{ci}^2} \mathbf{k}_{2\perp} \cdot \mathbf{E}_{2\perp}. \quad (8)$$

The wave electromagnetic fields  $\mathbf{E}_2$  and  $\mathbf{B}_2$  in (5) - (8) can be conveniently represented by a scalar potential  $\phi_2$  and a z-direction vector potential  $A_{2z}\mathbf{z}$ ,

$$\mathbf{E}_2 = -i\mathbf{k}_2\phi_2 + i\omega_2(A_{2z}\hat{\mathbf{z}}), \quad \mathbf{B}_2 = i\mathbf{k}_{2\perp} \times (A_{2z}\hat{\mathbf{z}}). \quad (9)$$

By using (5) - (9), the current density  $\mathbf{J}_2 = en_0(\mathbf{v}_{i2\perp} - \mathbf{v}_{e2\perp} - v_{2ez}\hat{\mathbf{z}})$  is written as,

$$\begin{aligned} \mathbf{k}_{2\perp} \cdot \mathbf{J}_{2\perp} &\simeq -\frac{n_0 e^2}{m_i \omega_{ci}^2} \frac{1}{1 + \rho_i^2 k_{2\perp}^2} \omega_2 k_{2\perp}^2 \phi_2 - \frac{n_0 e}{\omega_{ci}} \mathbf{k}_{2\perp} \cdot \\ &\{[\mathbf{v}_{is\perp} \cdot i\mathbf{k}_{1\perp}(\mathbf{v}_{i1E} + \mathbf{v}_{i1D}) + \frac{e}{m_i} \mathbf{v}_{e1z} \times \mathbf{B}_{s\perp}] \times \hat{\mathbf{z}}\}, \end{aligned} \quad (10)$$

and,

$$\begin{aligned} \omega_2 J_{2z} &\simeq \frac{n_0 e^2}{m_e} \frac{1 + \rho^2 k_{2\perp}^2}{1 + \rho_i^2 k_{2\perp}^2} s_2 k_{2z} \phi_2 - \frac{n_0 e^2}{m_e} \omega_2 A_{2z} \\ &- \frac{n_0 e^2}{m_e} [(\mathbf{v}_{e1E} + \mathbf{v}_{e1D}) \times \mathbf{B}_{s\perp} + \mathbf{v}_{es\perp} \times \mathbf{B}_{1\perp}] \cdot \hat{\mathbf{z}}, \end{aligned} \quad (11)$$

The current density can also be given in terms of  $A_{2z}$  by Ampere's law  $\mu_0 \mathbf{J}_2 = \nabla \times \mathbf{B}_2$ ,

$$\mu_0 \mathbf{J}_{2\perp} = -\mathbf{k}_{2\perp} k_{2z} A_{2z}, \quad \mu_0 J_{2z} = k_{2\perp}^2 A_{2z}, \quad (12)$$

From equations (10) and (12), a nonlinear equation for the KAW 2 is obtained,

$$\begin{aligned}
& [\omega_2^2 - V_A^2(1 + \rho^2 k_{2\perp}^2) k_{2z}^2] \phi_2 = \\
& - B_0(1 + \rho_i^2 k_{2\perp}^2) \omega_2 k_{2\perp}^{-2} \mathbf{k}_{2\perp} \cdot \\
& \{ [\mathbf{v}_{is\perp} \cdot i \mathbf{k}_{1\perp} (\mathbf{v}_{i1E} + \mathbf{v}_{i1D}) + \frac{e}{m_i} \mathbf{v}_{e1z} \times \mathbf{B}_{s\perp}] \times \hat{\mathbf{z}} \} \\
& + V_A^2(1 + \rho_i^2 k_{2\perp}^2) i s_2 k_{2z} \\
& [(\mathbf{v}_{e1E} + \mathbf{v}_{e1D}) \times \mathbf{B}_{s\perp} + \mathbf{v}_{es\perp} \times \mathbf{B}_{1\perp}] \cdot \hat{\mathbf{z}}.
\end{aligned} \tag{13}$$

where the first nonlinear term on the right-hand of the equation comes from the ion convective motion and perpendicular electron nonlinear Lorentz force, and the second nonlinear term arises due to the parallel electron nonlinear Lorentz force. Three nonlinear effects (the ion convective motion, the parallel and perpendicular electron nonlinear Lorentz forces) are all important in the nonlocal coupling system of one MHD Alfvén wave and two KAWs, and these three effects are also contained in some other nonlinear models of the KAW in simplified forms (e.g., [35, 45, 47]).

The variables of the KAW 1 in the nonlinear equation (13) can be expressed in terms of the scalar potential  $\phi_1$  of the KAW 1 as,

$$\begin{aligned}
\mathbf{v}_{i1E} &= \mathbf{v}_{e1E} = -\frac{i}{B_0} \mathbf{k}_{1\perp} \times \hat{\mathbf{z}} \phi_1, \\
\mathbf{v}_{i1D} &= \frac{i}{B_0} \frac{\rho_i^2 k_{1\perp}^2}{1 + \rho_i^2 k_{1\perp}^2} \mathbf{k}_{1\perp} \times \hat{\mathbf{z}} \phi_1, \\
\mathbf{v}_{e1D} &= -\frac{i}{B_0} \frac{\rho_s^2 k_{1\perp}^2}{1 + \rho_i^2 k_{1\perp}^2} \mathbf{k}_{1\perp} \times \hat{\mathbf{z}} \phi_1, \\
v_{e1z} &= -\frac{1}{B_0 \omega_{ci}} \frac{k_{1\perp}^2}{1 + \rho_i^2 k_{1\perp}^2} \frac{s_1 \omega_1}{k_{1z}} \phi_1, \\
\mathbf{B}_{1\perp} &= i \frac{s_1 \omega_1}{V_A^2 k_{1z}} \frac{\mathbf{k}_{1\perp} \times \hat{\mathbf{z}}}{1 + \rho_i^2 k_{1\perp}^2} \phi_1,
\end{aligned} \tag{14}$$

For the oblique MHD Alfvén wave, we use a scalar potential  $\phi_s$  to express the electric field perturbation  $\mathbf{E}_s = -\nabla_\perp \phi_s$  and other variables in (13),

$$\mathbf{v}_{is\perp} = \mathbf{v}_{es\perp} = -\frac{V_A}{B_0} \mathbf{B}_{s\perp} = -\frac{i}{B_0} \mathbf{k}_{s\perp} \times \hat{\mathbf{z}} \phi_s. \tag{15}$$

By using relations in (14) and (15), we can obtain the nonlinear dispersion relation of

the KAW 2,

$$(\omega_2^2 - V_A^2 k_{2z}^2 K_2^2) \phi_2 = \frac{i\omega_2}{B_0} \frac{1 + \rho_i^2 k_{2\perp}^2}{1 + \rho_i^2 k_{1\perp}^2} (s_1 s_2 \frac{K_1}{K_2} + \frac{k_{1\perp}^2}{k_{2\perp}^2}) (1 - s_1 K_1) (\mathbf{k}_{s\perp} \times \hat{\mathbf{z}}) \cdot \mathbf{k}_{1\perp} \phi_1 \phi_s. \quad (16)$$

where  $K_{1,2} = \sqrt{1 + \rho^2 k_{1,2\perp}^2}$  is the definition in the intermediate-beta plasmas and the relation  $k_{1\perp} \simeq k_{2\perp} \gg k_{s\perp}$  has been used. The nonlinear dispersion relation of the KAW 1 can be obtained by exchanging the subscripts 1 and 2 and replacing  $\phi_s$  by  $\phi_s^*$  in (16). We here restrict the MHD Alfvén wave as the finite amplitude wave and neglect its nonlinear modification caused by two KAWs. This finite amplitude assumption can be permitted for some solar and space plasma environments, such as the solar corona and the solar wind.

Two KAWs frequencies are expressed as  $\omega_1 = \omega_{1r} - i\gamma_1$  for the KAW 1 and  $\omega_2 = \omega_{2r} + i\gamma_2$  for the KAW 2, where  $\omega_{r1,2}$  denote the real parts of two frequencies,  $\gamma_1$  is the decay rate of the KAW 1 and  $\gamma_2$  is the growth rate of the KAW 2. To show which parameters affect the nonlocal coupling strength among these three Alfvén waves, we assume  $\gamma_1 \simeq \gamma_2 \equiv \gamma$  and  $\gamma \ll \omega_r$ . Then, an expression of the  $\gamma$  can be derived from two nonlinear dispersion relations of two KAWs,

$$\gamma^2 = \frac{V_A^2}{4} \frac{K_2 k_{2\perp}^2}{K_1} (s_1 s_2 \frac{K_1}{K_2} + \frac{k_{1\perp}^2}{k_{2\perp}^2})^2 (K_1 - s_1)(K_2 - s_2) \sin^2 \theta \frac{B_{s\perp}^2}{B_0^2}, \quad (17)$$

where  $B_{s\perp} = k_{s\perp} \phi_s / V_A$  and  $\theta$  is the angle between  $\mathbf{k}_{s\perp}$  and  $\mathbf{k}_{1\perp}$ . From the equation (17), the restrict relation  $(K_1 - s_1)(K_2 - s_2) > 0$  can be reobtained. The equation (17) is rewritten as the following form for the interaction case  $s_1 = -s_2 = -1$ ,

$$\gamma^2 = \frac{V_A^2}{4} \frac{K_2 k_{2\perp}^2}{K_1} (-\frac{K_1}{K_2} + \frac{k_{1\perp}^2}{k_{2\perp}^2})^2 (K_1 + 1)(K_2 - 1) \sin^2 \theta \frac{B_{s\perp}^2}{B_0^2}. \quad (18)$$

#### IV. APPLICATION IN THE SOLAR CORONA

Here we use some typical parameters in the quiet solar corona to estimate the nonlocal interaction proposed in this study: the number density  $n = 10^9 \text{cm}^{-3}$ , the thermal temperature  $T_i = T_e = 10^6 \text{K}$ , and the magnetic field  $B_0 = 10 \text{G}$ . These values give the plasma beta



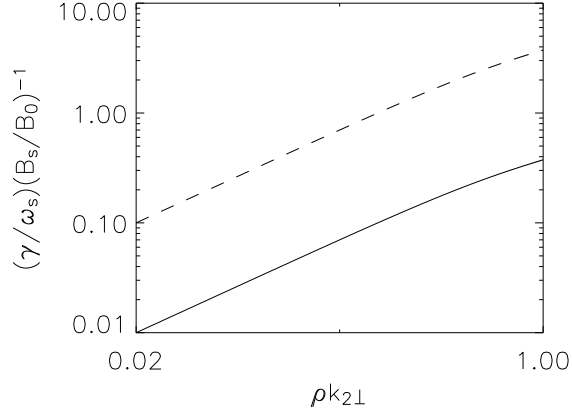


FIG. 2: The relation between the maximal coupling strength  $\gamma$  and the perpendicular wavenumber of the KAW  $\rho k_{2\perp}$ . The solid line denotes the MHD Alfvén wave propagating case  $k_{s\perp} = k_{sz}$  and the dashed line is for the case  $k_{s\perp} = 10k_{sz}$ .

$\beta \sim 3.5 \times 10^{-2}$  that is located in the intermediate-beta range. The existence of the MHD Alfvén wave has been demonstrated in the solar corona plasmas by many observations [49–51]. The frequencies of these MHD Alfvén waves are in the range ( $10^{-5}\text{Hz}$ ,  $10^{-1}\text{Hz}$ ) [50–52], or the high frequency range ( $0.1\text{Hz}$ ,  $2.5\text{Hz}$ ) if these waves are generated by the reconnection in the magnetic networks [53]. As an example, we consider the decay of two MHD Alfvén waves with the same wave frequencies  $10^{-1}\text{Hz}$  and different propagating directions,  $k_{s\perp} = k_{sz}$  ( $\rho k_{s\perp} \sim 10^{-7}$ ) and  $k_{s\perp} = 10k_{sz}$  ( $\rho k_{s\perp} \sim 10^{-6}$ ). If the KAWs locate in the frequency range ( $10^{-5}\text{Hz}$ ,  $2.5\text{Hz}$ ), we can use the frequency relation  $\omega_1 = \omega_s(K_2 - 1)/(K_2/K_1 + 1)$  to estimate the limitation of the perpendicular wavenumber for the KAW 1. It shows that  $\rho k_{1\perp}$  is required about larger than 0.02, meanwhile, because of  $\rho k_{1\perp} \simeq \rho k_{2\perp}$ , we can also obtain the limitation of  $\rho k_{2\perp}$ .

Figure 2 gives the relation between the maximal coupling strength  $\gamma$  and the perpendicular wavenumber of the KAW  $\rho k_{2\perp}$ , where the solid line denotes the MHD Alfvén wave propagating case  $k_{s\perp} = k_{sz}$  and the dashed line is for the case  $k_{s\perp} = 10k_{sz}$ . Figure 2 shows that the coupling strength  $\gamma$  increases with the increment of the  $\rho k_{2\perp}$  and the  $\gamma$  is large for the more oblique MHD Alfvén wave.

The new generated KAW can suffer the electron Landau damping in the collisionless plasmas [54], and the expression of the electron Landau damping rate is given as  $\gamma_L/\omega_{ci} = A(m_e/m_i)^{1/2}\beta_e^{1/2}(\lambda_i k_\perp)^2 \lambda_i k_z$  [54], where  $\beta_e$  is the electron plasma beta,  $\lambda_i$  is the ion inertial

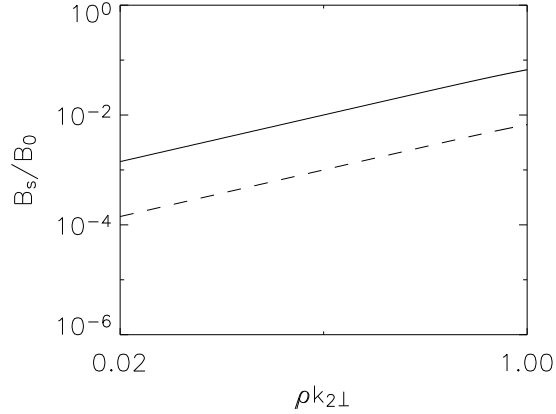


FIG. 3: The threshold amplitude of the MHD Alfvén wave changes with the perpendicular wavenumber of the KAW  $2 \rho k_{2\perp}$ . The lines have the same meaning as in Fig. 2.

length and  $A$  is a function of  $\beta_e$  and  $T_e/T_i$ . For the low beta plasmas with  $\beta_e \ll 1$ ,  $A$  is about 0.4. We can combine the electron Landau damping rate and the expression (18) to give some estimations for the threshold amplitude of the MHD Alfvén wave.

Figure 3 gives the threshold amplitude of the MHD Alfvén wave as a function of the  $\rho k_{2\perp}$ . Figure 3 shows that the threshold amplitude is smaller for the more oblique MHD Alfvén wave and for the KAWs with smaller  $\rho k_{2\perp}$ . In the solar low corona, the relative amplitude of the MHD Alfvén wave nearly reaches 0.2 [51], which is larger than all threshold amplitudes shown in figure 3. The small threshold amplitude, especially for the more obliquely propagating MHD Alfvén wave, implies that the nonlocal interaction mechanism may happen in the solar corona.

## V. DISCUSSION

Our nonlinear wave-wave interaction requires two reversely-propagating large-scale MHD Alfvén wave and small-scale KAW. These two waves can coexist in the solar and space plasmas. The MHD Alfvén wave is a common wave mode and can be easily generated by the shear motion and/or the magnetic reconnection process. The KAW can be produced by many mechanisms, such as the phase mixing and the resonant absorption of the MHD Alfvén waves [55–57], the instability caused by the warm proton beams or by the ion-ion streaming [58, 59], the velocity shear transition [60], and the parametric decay by other wave

modes [61, 62]. These wave generation mechanisms make it easy to produce two reverse MHD Alfvén wave and KAW, thus causing the nonlocal interaction.

The mechanism proposed in this study is also different from the other two kinds of interactions among three Alfvén waves, the local interaction and the nonlocal decay [30, 31, 36–38, 44, 45]. The proposed wave-wave interaction happens for different scale Alfvén waves, whereas the local interaction is limited to waves with comparable scales [30, 31, 36–38]. Although the nonlocal decay mechanism also relates three waves with different scales, it describes two waves excited by a pump wave [44, 45]. The mechanism studied here describes two waves combining one wave. Of course, two nonlocal interactions, either through the nonlocal decay mechanism or through the nonlocal combined mechanism, can both directly transport the MHD Alfvén wave energy from the large scale range to the small scale range and then dissipate the wave energy there.

Last, let us give a simple discussion for a potential application of our nonlocal mechanism. Recent observations showed there exists the small scale KAW even down to the electron scales (the electron inertial length or the electron gyroradius scale) in the solar wind [41, 42, 63]. This electron scale KAW cannot be explained by the general local wave cascade mechanism because the heavily electron Landau damping can totally dissipate the KAW energy in that small scale range [43]. But our results imply, except for the local wave-wave interaction, the nonlocal wave-wave interaction may also happen in the Alfvén wave turbulence. Furthermore, as shown in figure 2, the nonlocal coupling is stronger for the more small scale KAWs. So the observed electron scale KAWs may be produced by the nonlocal mechanism. It should be pointed out that the nonlocal turbulence of the KAWs still receives little attention and this problem will be further investigated in our future works.

## VI. CONCLUSION

This paper proposes the nonlocal interaction among one MHD Alfvén wave and two reversely-propagating KAWs. The qualitative discussion shows that this wave-wave interaction only works in the plasmas with  $\beta > m_e/m_i$  and the frequency relations among the two KAWs and MHD Alfvén wave are  $\omega_1 = \omega_s(K_2 - 1)/(K_2/K_1 + 1)$  and  $\omega_2 = \omega_s(K_1 + 1)/(K_1/K_2 + 1)$ . The quantitative discussion shows that the coupling is stronger for the more oblique MHD Alfvén wave and for the KAWs with larger perpendicular wavenum-

bers. The proposed nonlocal Alfvén waves interaction may have a potential application to account for the observed electron scale KAWs in the solar wind.

## **VII. ACKNOWLEDGMENT**

The authors acknowledge referees for their assistances in evaluating the manuscript. This study has been supported by the NSFC grants 10973043, 40874087, 41074107 and 41031063, the NKBRSF under 2011CB81102, the CMA grant GYHY201106011, and the CAS Special Grant for Postgraduate Research, Innovation and Practice. Financial support by Ocean Public Welfare Scientific Research Project, State Oceanic Administration People's Republic of China (No.201005017) is also acknowledged.

- 
- [1] H. Alfvén, *Nature*, **150**, 405 (1942).
  - [2] P. K. Shukla and L. Stenflo, *J. Plasma Physics*, **64**, 125 (2000).
  - [3] L. Chen and A. Hasegawa, *Phys. Fluid* **17**, 1399 (1974).
  - [4] C. K. Goertz and R. W. Boswell, *J. Geophys. Res.* **84**, 7239 (1979).
  - [5] D. J. Wu, *Phys. Rev. E* **67**, 027402 (2003).
  - [6] D. J. Wu, *Phys. Plasmas* **10**, 1364 (2003).
  - [7] C. C. Chaston, V. Genot, J. W. Bonnell, C. W. Carlson, J. P. McFadden, R. E. Ergun, R. J. Strangeway, E. J. Lund and K. J. Hwang, *J. Geophys. Res.* **111**, A03206 (2006).
  - [8] Y. M. Voitenko and M. Goossens, *Astrophys. J.* **605**, L149 (2004).
  - [9] D. J. Wu and Y. Yang, *Astron. Astrophys.* **452**, L7 (2006).
  - [10] D. J. Wu and Y. Yang, *Astrophys. J.* **659**, 1693 (2007).
  - [11] P. Louarn, J.-E. Wahlund, T. Chust, H. de Feraudy, A. Roux, B. Holback, P. O. Dovner, A. I. Eriksson and G. Holmgren, *Geophys. Res. Lett.* **21**, 1847 (1994).
  - [12] D. J. Wu, G. L. Huang and D. Y. Wang, *Phys. Rev. Lett.* **77**, 4346 (1996).
  - [13] C. Chaston, C. W. Carlson, W. J. Peria, R. E. Ergun and J. P. McFadden, *Geophys. Res. Lett.* **26**, 647 (1999).
  - [14] K. Stasiewicz, P. Bellan, C. Chaston, C. Kletzing, R. Lysak, J. Maggs, O. Pokhotelov, C. Seyler, P. Shukla, L. Stenflo, A. Streltsov and J.-E. Wahlund, *Space Sci. Rev.* **92**, 423 (2000).
  - [15] W. Gekelman, *J. Geophys. Res.* **104**, 14417 (1999).
  - [16] D. Leneman, W. Gekelman, and J. Maggs, *Phys. Rev. Lett.* **82**, 2673 (1999).
  - [17] C. A. Kletzing, S. R. Bounds, J. Martin-Hiner, W. Gekelman and C. Mitchell, *Phys. Rev. Lett.* **90**, 035004 (2003).
  - [18] S. Vincena, W. Gekelman, and J. Maggs, *Phys. Rev. Lett.* **93**, 105003 (2004).
  - [19] D. J. Wu and J. K. Chao, *Phys. Plasmas* **10**, 3787 (2003).
  - [20] D. J. Wu and J. K. Chao, *J. Geophys. Res.* **109**, A06211 (2004).
  - [21] C. C. Chaston, C. W. Carlson, J. P. McFadden, R. E. Ergun and R. J. Strangeway, *Geophys. Res. Lett.* **34**, L07101 (2007).
  - [22] D. J. Wu, *Space Sci. Rev.* **121**, 333 (2005).
  - [23] D. J. Wu, J. Huang, J. F. Tang and Y. H. Yan, *Astrophys. J.* **665**, L171 (2007).

- [24] L. Fletcher and H. S. Hudson, *Astrophys. J.* **675**, 1645 (2008).
- [25] D. J. Wu and C. Fang, *Astrophys. J.* **511**, 958 (1999).
- [26] D. J. Wu and C. Fang, *Astrophys. J.* **596**, 656 (2003).
- [27] D. J. Wu and C. Fang, *Astrophys. J.* **659**, L181 (2007).
- [28] R. Bingham, P. K. Shukla, B. Eliasson and L. Stenflo, *J. Plasma Physics*, **110**, 22 (2009).
- [29] X. G. Wang, L. W. Ren, J. Q. Wang and C. J. Xiao, *Astrophys. J.* **694**, 1595 (2009).
- [30] P. Goldreich and S. Sridhar, *Astrophys. J.* **438**, 763 (1995).
- [31] C. S. Ng and A. Bhattacharjee, *Astrophys. J.* **465**, 845, (1996).
- [32] G. Brodin and L. Stenflo, *Contrib. Plasma Phys.* **30**, 413 (1990).
- [33] P. K. Shukla and L. Stenflo, *Physica Scripta* **T60**, 32 (1995).
- [34] Y. M. Voitenko, *J. Plasma Phys.* **60**, 497 (1998).
- [35] J. S. Zhao, D. J. Wu and J. Y. Lu, *J. Geophys. Res.* **115**, A12227 (2010).
- [36] C.-Y. Tu, Z.-Y. Pu and F.-S. Wei, *J. Geophys. Res.*, **89**, 9695 (1984).
- [37] Y. Zhou and W. H. Matthaeus, *J. Geophys. Res.* **95**, 14881 (1990).
- [38] S. R. Cranmer and A. A. van Ballegooijen, *Astrophys. J.* **594**, 573 (2003).
- [39] R. J. Leamon, C. W. Smith, N. F. Ness and H. K. Wong, *J. Geophys. Res.* **104**, 22331 (1999).
- [40] A. A. Schekochihin, S. C. Cowley, W. Dorland, G. W. Hammett, G. G. Howes, E. Quataert and T. Tatsuno, *Astrophys. J. Supply* **82**, 310 (2009).
- [41] O. Alexandrova, J. Saur, C. Lacombe, A. Mangeney, J. Mitchell, S. J. Schwartz and P. Robert, *Phys. Rev. Lett.* **103**, 165003 (2009).
- [42] F. Sahraoui, M. L. Goldstein, P. Robert and Y. V. Khotyaintsev, *Phys. Rev. Lett.* **102**, 231102 (2009).
- [43] J. J. Podesta, J. E. Borovsky and S. P. Gary, *Astrophys. J.* **712**, 685 (2010).
- [44] Y. M. Voitenko and M. Goossens, *Phys. Rev. Lett.* **94**, 135003 (2005).
- [45] P. K. Shukla and L. Stenflo, *Phys. Plasmas* **12**, 084502 (2005).
- [46] R. L. Lysak and W. Lotko, *J. Geophys. Res.* **101**, 5085 (1996).
- [47] P. K. Shukla, L. Stenflo, R. Bingham and B. Eliasson, *Plasma Phys. Controlled Fusion* **46**, B349 (2004).
- [48] R. Z. Sagdeev and A. A. Galeev, *Nonlinear Plasma Theory* (W. A. Benjamin, New York, 1969).
- [49] D. B. Jess, M. Mathioudakis, R. Erdelyi, P. J. Crockett, F. P. Keenan and D. J. Christian,

- Science, **323**, 1582 (2009).
- [50] S. Tomczyk and S. W. McIntosh, *Astrophys. J.* **697**, 1384 (2009).
  - [51] J.-S. He, C.-Y. Tu, E. Marsch, L.-J. Guo, S. Yao and H. Tian, *Astro. Astrophys.* **497**, 525 (2009).
  - [52] S. R. Cranmer and A. A. van Ballegooijen, *Astrophys. J. Suppl. Ser.*, **156**, 265 (2005).
  - [53] M. Ryutova, S. Habbal, R. Woo and T. Tarbell, *Sol. Phys.* **200**, 213 (2001).
  - [54] S. P. Gary and J. E. Borovsky, *J. Geophys. Res.* **113**, A12104 (2008).
  - [55] A. Hasegawa and L. Chen, *Phys. Rev. Lett.* **35**, 370 (1975).
  - [56] J. A. Ionson, *Astrophys. J.* **226**, 225 (1978).
  - [57] J. Heyvaerts and E. R. Priest, *Astro. Astrophys.* **117**, 220 (1983).
  - [58] Y. M. Voitenko, *Sol. Phys.* **182**, 411 (1998).
  - [59] L. Lin, D. Winske, W. Daughton and K. J. Bowers, *Phys. Plasmas*, **14**, 062104 (2007).
  - [60] Y. Chen, *Phys. Plasmas* **12**, 052110 (2005).
  - [61] P. K. Shukla and M. A. Mamedow, *J. Plasma. Phys.*, **19**, 87 (1978).
  - [62] Y. M. Voitenko, M. Goossens, O. Sirenko, and A. C.-L. Chian, *Astron. Astrophys.* **409**, 331 (2003).
  - [63] F. Sahraoui, M. L. Goldstein, G. Belmont, P. Canu and L. Rezeau, *Phys. Rev. Lett.* **105**, 131001 (2010).