

TESTING THE ISOTROPY OF THE UNIVERSE WITH TYPE Ia SUPERNOVAE

L. Campanelli^{1,*}, P. Cea^{1,2,†}, G. L. Fogli^{1,2,‡} and A. Marrone^{1,2§}

¹*Dipartimento di Fisica, Università di Bari, I-70126 Bari, Italy and*

²*INFN - Sezione di Bari, I-70126 Bari, Italy*

(Dated: March, 2011)

Abstract

We analyze the magnitude-redshift data of type Ia supernovae included in the Union and Union2 compilations in the framework of an anisotropic Bianchi type I cosmological model and in the presence of a dark energy fluid with anisotropic equation of state. We find that the amount of deviation from isotropy of the equation of state of dark energy, the skewness δ , and the present level of anisotropy of the large-scale geometry of the Universe, the actual shear Σ_0 , are constrained in the ranges $-0.16 \lesssim \delta \lesssim 0.12$ and $-0.012 \lesssim \Sigma_0 \lesssim 0.012$ (1σ C.L.) by Union2 data. Supernova data are then compatible with a standard isotropic universe ($\delta = \Sigma_0 = 0$), but a large level of anisotropy, both in the geometry of the Universe and in the equation of state of dark energy, is allowed.

PACS numbers: 98.80.Es, 98.80.Jk

I. INTRODUCTION

Probing the large-scale geometry of the Universe at cosmological scales is, undoubtedly, one of the most outstanding issues in modern cosmology. The standard assumptions of homogeneity and isotropy (namely, the Cosmological Principle [1]) can now be tested via new and very accurate data coming from the study of cosmic microwave background (CMB) radiation, especially from the Wilkinson Microwave Anisotropy Probe (WMAP) [2], and data from type Ia supernovae, such as those collected in the so-called Union [3] and Union2 [4] compilations. Indeed, concerning the tests of isotropy, an anisotropic model of Universe, known as “ellipsoidal universe” [5–11], may be even favored by an observed anomalous feature of the CMB power spectrum—the lack of power on large angular scales—while being consistent with other cosmological data.

It is not excluded that such an anisotropic model of the Universe could even account for three other large-scale “anomalies” of the isotropic standard cosmological model (for a brief but pointed discussion see Ref. [12]): the detection of large-scale velocity flows significantly larger than those predicted in standard cosmology [13], a statistically significant alignment and planarity of the CMB quadrupole and octupole modes [14], and the observation of large-scale alignment in quasar polarization vectors [15]. It should be stressed, however, that the above large-angle anomalies are still subject to an intense debate, since they could be indeed related to some common systematic.

In this paper, we present an analysis of the large-scale isotropy assumption by means of magnitude-redshift data of type Ia supernovae (SNe). In particular, we use data from both Union and Union2 compilations, consisting of

307 and 557 type Ia SNe respectively, to set constraints on the parameters of an anisotropic model of the Universe (for earlier work on the possibility to test the Cosmological Principle with SN data, see Ref. [16–19], while for recent works, see Ref. [20, 21] and references therein).

We assume an anisotropic Bianchi type I cosmological model [22], characterized by a cosmic shear Σ in the presence of a dark energy fluid with anisotropic equation of state, characterized by a skewness δ . This fluid, firstly studied by Barrow in Ref. [23], could be produced by the dynamics of a cosmic vector field, as shown by Koivisto and Mota in Ref. [19]. Other effects could give rise to an ellipsoidal universe, such as a large-scale cosmic magnetic field [5–7], or a dark energy fluid having a non-vanishing velocity with respect to the CMB frame [24]. For an incomplete list of such mechanisms of universe anisotropization see, e.g., Ref. [12] and references therein.

Testing the dark energy anisotropic model with type Ia SNe implies that we can only constrain the anisotropy parameters (Σ and δ) at relatively recent times (i.e., at redshift $z \lesssim 1.6$), their earlier evolution being largely unconstrained.

We find no evidence in favor of anisotropies of either geometric origin ($\Sigma \neq 0$) or dark-energy origin ($\delta \neq 0$). However, we can put significant upper and lower bounds on the deviations of Σ and δ from zero.

The paper is organized as follows. In the next Section we set up the formalism of a cosmological model with anisotropic fluid while, in Section III, we derive the magnitude-redshift relation for such a universe. In Section IV, we use magnitude-redshift data of SNe from the Union and Union2 compilations to constrain all the free parameters of the model, including Σ and δ , so as to test the isotropy of the observable universe at $z \lesssim 1.6$. In Section V, we draw our conclusions.

II. ANISOTROPIC COSMOLOGICAL MODEL: ELLIPSOIDAL UNIVERSE

In order to test possible anisotropies of the Universe we need to make assumptions beyond the standard cosmological model (the Lambda cold dark matter (Λ CDM) concordance model [1]), which is isotropic.

For the sake of simplicity, in this paper we consider an anisotropic Bianchi I type cosmological model with the highest (planar) symmetry in the spatial sections of the spacetime geometry. Named as ‘‘ellipsoidal universe’’ in [5–11], it has the attractive feature of accounting for the observed lack of power of the cosmic microwave background anisotropy at large scales.

In this model, the most general plane-symmetric line element is [25]:

$$ds^2 = dt^2 - a^2(t)(dx^2 + dy^2) - b^2(t)dz^2, \quad (1)$$

where a and b are the scale factors (or expansion parameters), which we normalize as $a(t_0) = b(t_0) = 1$ at the present time t_0 .¹ The mean Hubble parameter H is defined as

$$H \equiv \frac{\dot{A}}{A}, \quad (2)$$

$A \equiv (a^2b)^{1/3}$ being the mean expansion parameter, while the Hubble parameter in the symmetry plane is

$$H_a \equiv \frac{\dot{a}}{a}. \quad (3)$$

Here and in the following a dot denotes differentiation with respect to the cosmic time. The cosmic shear Σ is defined as:

$$\Sigma \equiv \frac{H_a - H}{H}. \quad (4)$$

In an ellipsoidal universe, the most general energy-momentum tensor compatible with the metric in Eq. (1) is of the form

$$T^\mu_\nu = \text{diag}(\rho, -p_\parallel, -p_\parallel, -p_\perp), \quad (5)$$

where p_\parallel and p_\perp are ‘‘longitudinal’’ and ‘‘normal’’ pressures. In Friedmann universes, $p_\parallel = p_\perp$, reflecting the isotropy of the metric. Conversely, anisotropic universes can support fluids with $p_\parallel \neq p_\perp$, which we will refer to as anisotropic fluids.

Given the above energy-momentum tensor, Einstein’s equations read

$$3(1 - \Sigma^2)H^2 = 8\pi G\rho, \quad (6)$$

$$3(1 - \Sigma + \Sigma^2)H^2 + \frac{d}{dt}[(2 - \Sigma)H] = -8\pi Gp_\parallel, \quad (7)$$

$$3(1 + \Sigma)^2H^2 + 2\frac{d}{dt}[(1 + \Sigma)H] = -8\pi Gp_\perp, \quad (8)$$

where G is the Newton constant.

By linearly combining Einstein’s equations we get

$$\frac{d}{dt}(H\Sigma) + 3H^2\Sigma = \frac{8\pi G}{3}(p_\parallel - p_\perp), \quad (9)$$

which shows that asymmetric pressures can act as a source of the shear, and

$$\dot{\rho} + 3H\left(\rho + \frac{2p_\parallel + p_\perp}{3}\right) + 2H(p_\parallel - p_\perp)\Sigma = 0, \quad (10)$$

which represents the time component of the energy-momentum conservation law, $T^\mu_{\nu;\mu} = 0$.

We assume that the anisotropic fluid defined in Eq. (5) is indeed made up by an isotropic, pressureless dark matter (DM) component and an anisotropic, dark energy (DE) component, with equations of state

$$p_\parallel \equiv w_\parallel \rho_{\text{DE}}, \quad p_\perp = w_\perp \rho_{\text{DE}}, \quad (11)$$

where ρ_{DE} is the dark energy density. For the sake of simplicity, we assume constant w_\parallel and w_\perp coefficients.

In terms of w_\parallel and w_\perp , we define a mean coefficient w as

$$w \equiv \frac{2w_\parallel + w_\perp}{3}, \quad (12)$$

and a skewness δ as

$$\delta \equiv w_\parallel - w_\perp. \quad (13)$$

We also assume noninteracting DM and DE fluids, so that the isotropic and anisotropic components are separately conserved. Writing

$$\rho = \rho_m + \rho_{\text{DE}}, \quad (14)$$

where ρ_m is the dark matter density, Eq. (10) gives

$$\rho_m = \rho_m^{(0)} A^{-3}, \quad (15)$$

$$\dot{\rho}_{\text{DE}} + [3(1 + w) + 2\delta\Sigma] H \rho_{\text{DE}} = 0, \quad (16)$$

where the superscript ‘‘0’’ denotes quantities evaluated at the present time t_0 .

We finally recast Einstein’s equations in terms of dimensionless quantities as

$$\bar{H} A \frac{d(\bar{H}\Sigma)}{dA} + 3\bar{H}^2\Sigma = \delta\Omega_{\text{DE}}\bar{\rho}_{\text{DE}}, \quad (17)$$

$$A \frac{d\bar{\rho}_{\text{DE}}}{dA} + [3(1 + w) + 2\delta\Sigma] \bar{\rho}_{\text{DE}} = 0, \quad (18)$$

with

$$\bar{H} = \sqrt{\frac{\Omega_m A^{-3} + \Omega_{\text{DE}}\bar{\rho}_{\text{DE}}}{1 - \Sigma^2}}. \quad (19)$$

In Eqs. (17)–(19), each barred quantity is normalized to its actual at t_0 , and the usual energy density parameters are introduced,

$$\Omega_m \equiv \frac{\rho_m^{(0)}}{\rho_{\text{cr}}^{(0)}}, \quad \Omega_{\text{DE}} \equiv \frac{\rho_{\text{DE}}^{(0)}}{\rho_{\text{cr}}^{(0)}}, \quad (20)$$

¹ In the standard cosmological model, $a = b$ at all times.

the critical density being at t_0

$$\rho_{\text{cr}}^{(0)} \equiv \frac{3H_0^2}{8\pi G}. \quad (21)$$

It is worth noting that, given Ω_m and Σ_0 , Ω_{DE} is derived from Eq. (19) as

$$\Omega_{\text{DE}} = 1 - \Omega_m - \Sigma_0^2. \quad (22)$$

For given parameters $\{\Omega_m, w, \delta, \Sigma_0\}$, Eqs. (17)–(18) are solved numerically. The resulting solution, once the value of H_0 is fixed, describes the evolution of the ellipsoidal universe.

III. DISTANCE MODULUS IN ELLIPSOIDAL UNIVERSE

Within the anisotropic metric (1), the luminosity distance d_L of a source at redshift z , seen along the direction \hat{p} ($|\hat{p}| = 1$), is given by [19, 26]

$$d_L(z, \hat{p}) = (1+z) \int_{t(z)}^{t_0} \frac{dt}{(\sum_i a_i^2 \hat{p}_i^2)^{1/2}}, \quad (23)$$

where $a_1 \equiv a_2 \equiv a$ and $a_3 \equiv b$ and [19, 26, 27]

$$1+z = \left(\sum_i \frac{\hat{p}_i^2}{a_i^2} \right)^{1/2}. \quad (24)$$

The above result applies to the case where the axis of symmetry is identified with the z -axis. To account for a symmetry axis directed along a generic direction $(b, l) = (b_A, l_A)$ in galactic coordinates (b and l being the galactic latitude and longitude, respectively), we perform rotations of the coordinate system along z and x ,

$$\mathcal{R} \equiv \mathcal{R}_x(\pi/2 - b_A) \mathcal{R}_z(\pi/2 + l_A) \quad (25)$$

where the arguments are the rotation angles. In the galactic coordinate system, the direction cosines of the symmetry axis are

$$\hat{n}_A = (\cos b_A \cos l_A, \cos b_A \sin l_A, \sin b_A), \quad (26)$$

while the components of the generic direction \hat{p} are defined by direction cosines $\hat{n} = \mathcal{R}^{-1}\hat{p}$, namely,

$$\hat{n} = (\cos b \cos l, \cos b \sin l, \sin b). \quad (27)$$

The angle θ between \hat{n} and \hat{n}_A is defined by

$$\cos \theta \equiv \hat{n} \cdot \hat{n}_A. \quad (28)$$

It is useful to introduce the ‘‘eccentricity’’ e as

$$e^2 \equiv 1 - \frac{b^2}{a^2}, \quad (29)$$

which is connected to the shear via Eq. (4) as:

$$e^2 = 1 - \exp \left[6 \int_A^1 \frac{dx}{x} \Sigma(x) \right]. \quad (30)$$

In galactic coordinates system, the redshift and distance modulus read then

$$1+z = \frac{1}{A} \frac{(1 - e^2 \sin^2 \theta)^{1/2}}{(1 - e^2)^{1/3}}, \quad (31)$$

and

$$d_L(z, \theta) = \frac{1+z}{H_0} \int_{A(z)}^1 \frac{dA}{A^2 \bar{H}} \frac{(1 - e^2)^{1/6}}{(1 - e^2 \cos^2 \theta)^{1/2}}, \quad (32)$$

where \bar{H} and e are taken as function of A , and $A(z)$ is the solution of Eq. (31).

Finally, we introduce the usual distance modulus μ , as

$$\mu = 5 \log_{10} \left(\frac{d_L}{1 \text{ Mpc}} \right) + 25. \quad (33)$$

It depends on two different sets of parameters, $\mu = \mu(i, j)$, where $i = \{z, b, l\}$ characterizes the position of the supernova, while $j = \{H_0, \Omega_m, \Sigma_0, w, \delta, b_A, l_A\}$ characterizes the cosmological model.

In the next section, we use the magnitude-redshift SN data to constrain the free parameters of the the ellipsoidal universe model with anisotropic dark energy.

IV. TYPE IA SUPERNOVAE: CONSTRAINING THE LEVEL OF COSMIC ANISOTROPY

In a given cosmological model, the analysis of the SN lightcurves provides, for each supernova, the coordinates (z, μ) which form the so-called Hubble diagram.

In the following, we discuss the Hubble diagram for the Union compilation [3], which consists of 307 supernovae, and the recently published Union2 compilation [4], consisting of 557 supernovae.

For our anisotropic cosmological model, the distance modulus depends (besides the cosmological parameters) on the redshift and angular position of the source. Hence, in order to fit experimental data, we need for each supernova its angular position. Figure 1 shows the angular position (b, l) of SNe in the Union and Union2 compilations, b and l being the galactic latitude and longitude, respectively. Data on angular positions are taken from Ref. [3, 28–40]. The non-uniform distribution of the data (e.g. the absence of SNe around the galactic plane at $b = 0$) reflects observational selection cuts which, however, do not affect our subsequent fit procedure.

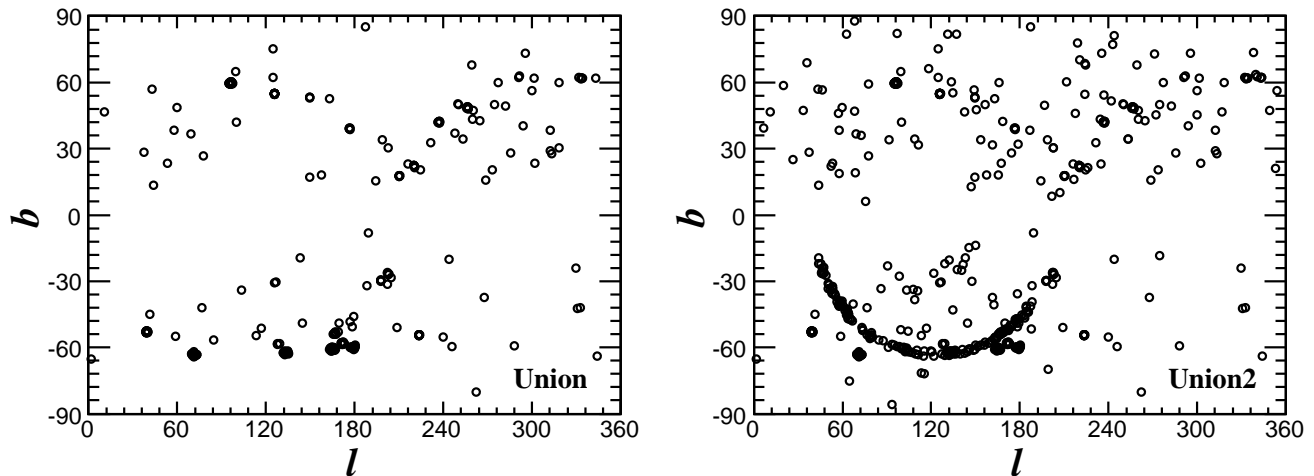


FIG. 1: Angular position of type Ia supernovae in the Union (left panel) and Union2 (right panel) compilations. b and l are the galactic latitude and galactic longitude of supernovae, respectively (in degrees).

IV.a Union Compilation

From the observed SN lightcurve, one can infer the distance modulus μ_B as the difference between the peak bolometric apparent magnitude m_B^{\max} and the absolute magnitude M of supernova. The derived distance modulus, as well known, is affected by the so-called stretch and color corrections, s and c respectively. The amount of such corrections is adjusted by means of free parameters α and β as [3]

$$\mu_B = m_B^{\max} - M + \alpha(s - 1) - \beta c, \quad (34)$$

with M , α and β to be determined from fits to data. The experimental values m_B^{\max} , s , and c for each supernova are taken from Ref. [3].

In order to constrain the free parameters of our anisotropic cosmological model, we compare the experimental distance modulus $\mu_B(M, \alpha, \beta)$ with the theoretical expectation $\mu(H_0, \Omega_m, \Sigma_0, w, \delta, b_A, l_A)$ by means of a least-square fit

$$\chi^2 = \sum_{\text{SNe}} \left[\frac{(\mu'_B - \mu)^2}{\sigma_\mu^2 + \sigma_{\text{sys}}^2} + \frac{\Delta M_1^2}{\sigma_{\Delta M_1}^2} + \frac{\Delta M_2^2}{\sigma_{\Delta M_2}^2} \right], \quad (35)$$

which we now discuss in detail.

Theoretical systematics. The uncertainty σ_μ of the theoretical distance modulus μ contains two independent contributions,

$$\sigma_\mu^2 = \sigma_{\text{lightcurve}}^2 + \sigma_{\text{astro}}^2. \quad (36)$$

The first one, $\sigma_{\text{lightcurve}}$, is associated to the fitting procedure of SN lightcurves and can be expressed as

$\sigma_{\text{lightcurve}}^2 = \sum_{ij} c_i c_j C_{ij}$ [3], where $c_i = \{1, \alpha, -\beta\}$ and C_{ij} is the covariance matrix, whose diagonal parameters are the uncertainties on peak bolometric apparent magnitude, $\sigma_{m_B}^2$, stretch, σ_s^2 , and color σ_c^2 . Since the covariance matrix for each supernova, obtained from the lightcurve fitting procedure in Ref. [3], is not publicly available, we assume uncorrelated errors on m_B , s , and c , but a nonzero stretch-color correlation from Ref. [41], $\rho_{sc} = -0.2$. Accordingly, we get

$$\sigma_{\text{lightcurve}}^2 = \sigma_{m_B}^2 + \alpha^2 \sigma_s^2 + \beta^2 \sigma_c^2 + 2\rho_{sc} \alpha \beta \sigma_s \sigma_c. \quad (37)$$

The uncertainty σ_{astro} is made up of three different uncorrelated contributions of astrophysical origin [3]:

$$\sigma_{\text{astro}}^2 = \sigma_{\text{v-pec}}^2 + \sigma_{\text{lens}}^2 + \sigma_{\text{ext}}^2. \quad (38)$$

The first ($\sigma_{\text{v-pec}}$) is associated to the peculiar velocities v_{pec} of the host galaxies, and is estimated by generalizing the analysis of Ref. [42] (valid in a standard isotropic universe) to the case of an ellipsoidal universe. We find:

$$\sigma_{\text{v-pec}} = f(z, \theta) v_{\text{pec}}, \quad (39)$$

where

$$f(z, \theta) = 1 - \frac{(1+z)^2}{Hd_L} g(z, \theta) \quad (40)$$

with

$$g(z, \theta) = \frac{(1-e^2)^{1/2} (1-e^2 \sin^2 \theta)^{1/2} (1-e^2 \cos^2 \theta)^{-1/2}}{(1-e^2 \sin^2 \theta)(1+\Sigma) - 3\Sigma \cos^2 \theta}. \quad (41)$$

Equation (39) reduces to the result of Ref. [42] in the limit of vanishing eccentricity e . As a typical peculiar

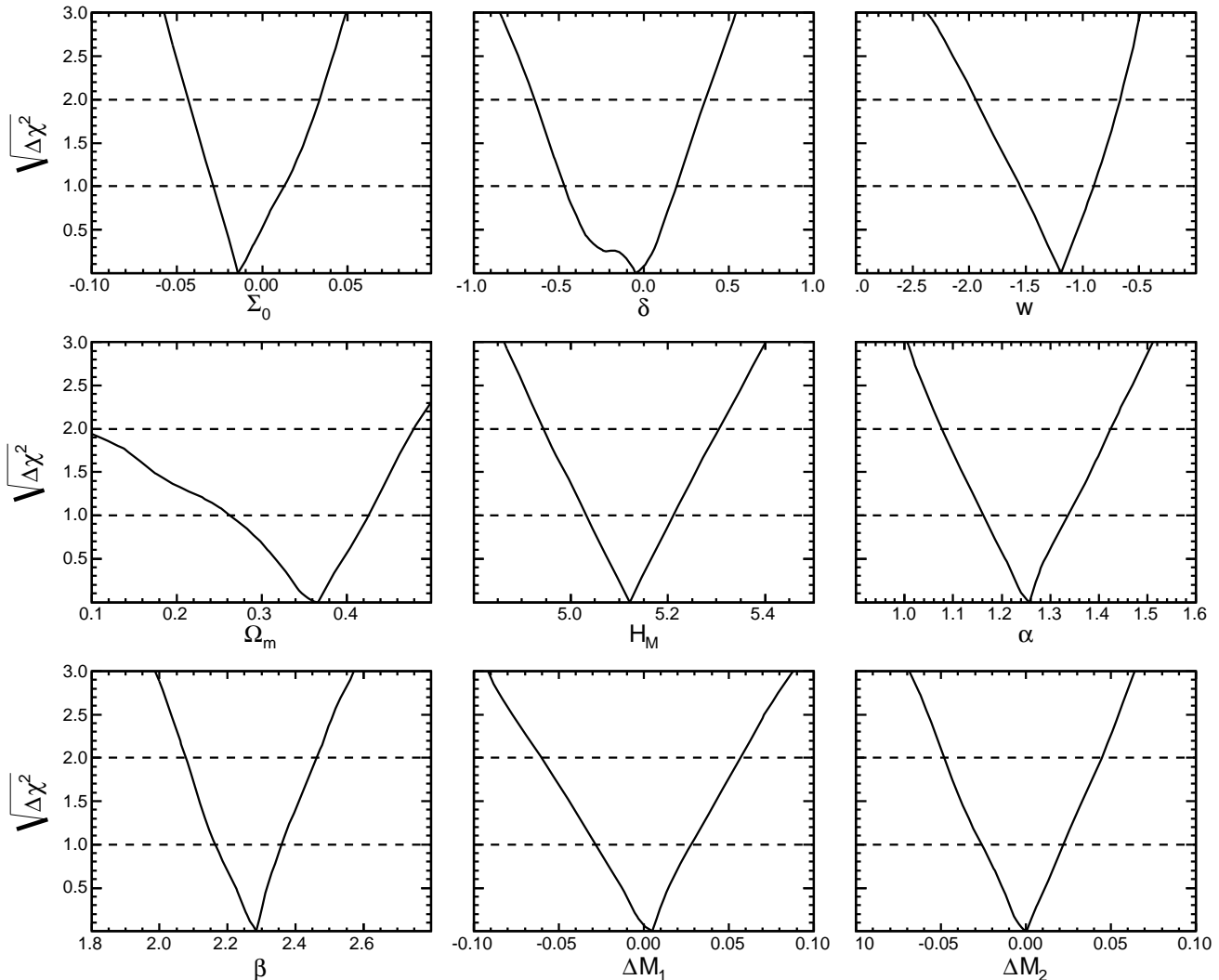


FIG. 2: $\sqrt{\Delta\chi^2}$ for 9 of the 11 parameters of the anisotropic cosmological model using the Union set. The two probability distributions for l_A and b_A are flat (not shown).

velocity, we take the value $v_{\text{pec}} = 300\text{km/s}$. The second term (σ_{lens}), is associated to gravitational lensing and can be parameterized as [3]

$$\sigma_{\text{lens}} = 0.093 z . \quad (42)$$

Finally, the third term (σ_{ext}) is associated to Galactic extinction corrections, and can be estimated as:²

$$\sigma_{\text{ext}} = \begin{cases} 0.013 , & z < 0.2 , \\ 0 , & z \geq 0.2 . \end{cases} \quad (43)$$

Experimental systematics. In order to take into account systematic errors on μ_B , we follow the analysis of Ref. [3]. Firstly, we introduce a sample-dependent uncertainty σ_{sys} related to an unknown intrinsic dispersion of the supernova magnitudes, in each of the 13 data subsets included in the Union compilation. For completeness, these uncertainties are reported in Table I.

Secondly, we add two nuisance parameters, ΔM_1 and ΔM_2 , shifting μ_B as

$$\mu'_B \equiv \begin{cases} \mu_B + \Delta M_1 , & z < 0.2 , \\ \mu_B + \Delta M_1 + \Delta M_2 , & z \geq 0.2 . \end{cases} \quad (44)$$

The nuisance parameter ΔM_2 is z -dependent, since it accounts for a possible evolution of supernovae with redshift. The value $z = 0.2$ discriminates, conventionally, between “low” and “high” redshifts in this context [3].

² In Ref. [3], the extinction law of Cardelli et al. [43], together with the $E(B - V)$ values derived from the sky map of Schlegel et al. [44], were used for parameterizing Galactic extinction. Here, we just use that law with the average Galactic $E(B - V)$.

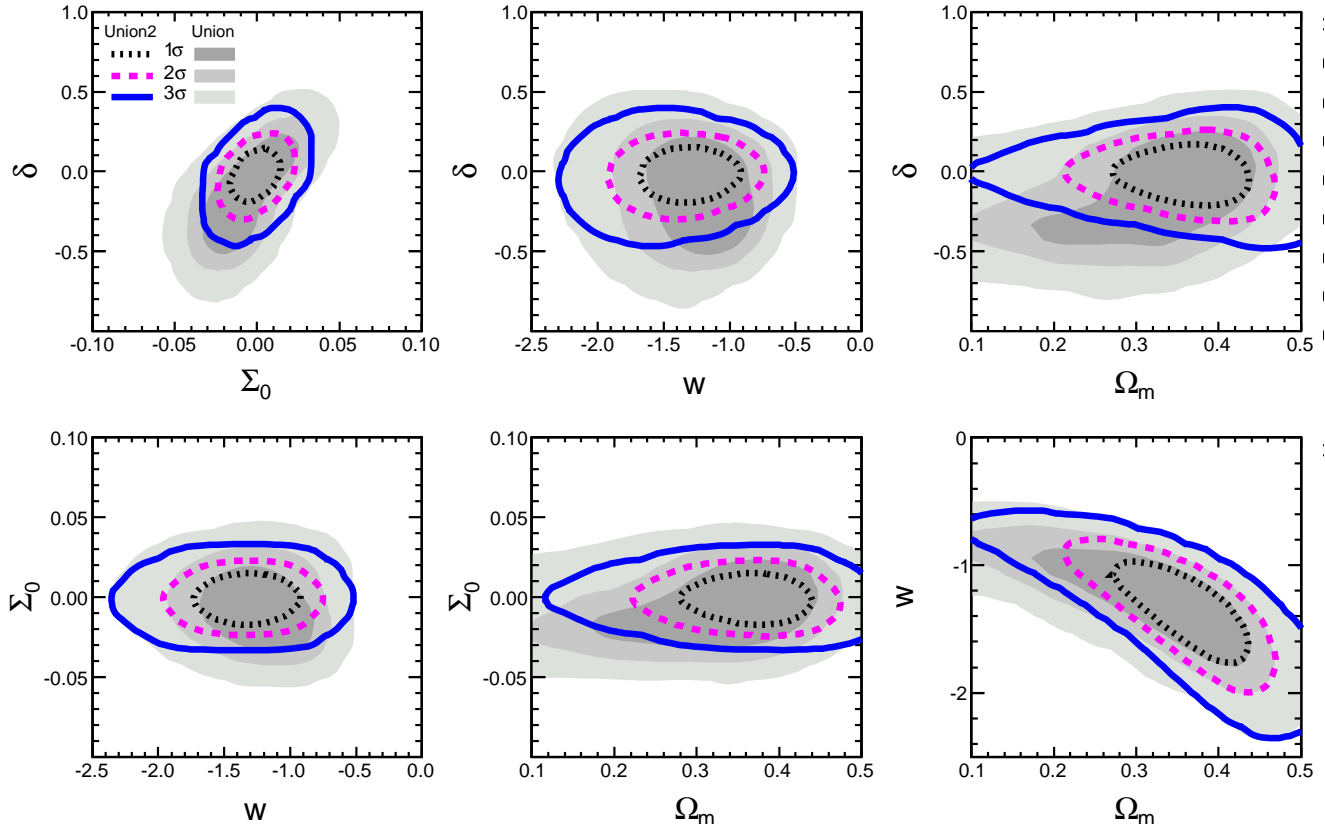


FIG. 3: 1σ , 2σ , and 3σ confidence level contours in the planes (Σ_0, δ) , (w, δ) , (Ω_m, δ) , (w, Σ_0) , (Ω_m, Σ_0) , and (Ω_m, w) . Results obtained by using the Union set are shown as gray filled contours, while those coming from Union2 are represented as empty contours.

The uncertainties on the nuisance parameters, $\sigma_{\Delta M_1}$ and $\sigma_{\Delta M_2}$, are found by adding in quadrature various uncorrelated uncertainties on the α and β parameters, on contamination, on lightcurve model, on zero point, on the Malmquist bias, and on galactic extinction. Taking into account the results of Ref. [3] we use the values:

$$\sigma_{\Delta M_1} = 0.040, \quad \sigma_{\Delta M_2} = 0.034. \quad (45)$$

The previously introduced χ^2 function is then completely defined.

Notice that the two parameters H_0 and M enter in the χ^2 only through a specific combination H_M ,

$$H_M \equiv \frac{H_0}{\text{km/s/Mpc}} 10^{-(M+25)/5}. \quad (46)$$

Therefore, in the analysis we cannot constrain H and M separately, but only H_M . We expect $H_M \simeq 5.1$ for small deviations from standard cosmology, where $H_0 \simeq 71$ km/s/Mpc and $M \simeq -19.3$.

Since the χ^2 depends on as many as eleven parameters, a brute-force minimization search on a 11-dimensional

grid is not feasible. We employ then a Markov Chain Monte Carlo approach, which has become standard in CMB analyses [2]. We use a modified version of the CosmoMC (Cosmological Monte Carlo) code [48] to produce and analyze the likelihood chains.

Results. Figure 2 shows the $\sqrt{\Delta\chi^2}$ distributions for nine parameters of the model: $w, \Omega_m, H_M, \Sigma_0, \delta, \alpha, \beta, \Delta M_1, \Delta M_2$. The two remaining parameters l_A and b_A , which define the symmetry axis, are basically unconstrained. This means that there is no evidence for a specific “anisotropy axis” from the data (see also discussion in Section IV.c). However, for any chosen direction, the data can constrain the level of anisotropy, characterized by the parameters Σ_0 and δ .

In Fig. 3 (see gray filled contours), we present the 1σ , 2σ , and 3σ contours in the planes (Σ_0, δ) , (w, δ) , (Ω_m, δ) , (w, Σ_0) , (Ω_m, Σ_0) , and (Ω_m, w) . Here again we follow the convention of Ref. [49], where the 1σ , 2σ , and 3σ joint regions are defined so that the projections onto each parameter give, respectively, the 1σ , 2σ , and 3σ intervals for that particular parameter. The χ^2 at the best-fit

TABLE I: Intrinsic dispersion of the supernova magnitudes, σ_{sys} , for each subset of the Union compilation. The second column indicates the number of supernova in each subset. Data from Ref. [3].

Subset of Union	SNe	σ_{sys}	Ref.
Hamuy et al.	17	0.14	[28]
Krisciunas et al.	6	0.05	[39]
Riess et al.	11	0.16	[45]
Jha et al.	15	0.26	[29]
Kowalski et al.	8	0.00	[3]
Riess et al. + HST	12	0.28	[45]
Perlmutter et al.	29	0.33	[46]
Tonry et al.	6	0.06	[31]
Barris et al.	21	0.23	[32]
Knop et al.	11	0.10	[47]
Riess et al.	27	0.16	[34]
Astier et al.	71	0.12	[37]
Miknaitis et al.	73	0.18	[38]

point is 255.2.

An isotropic universe ($\delta = \Sigma_0 = 0$) is consistent with data and present uncertainties and statistics only allow us to put upper limits on the level of cosmic anisotropy.

The most correlated variables are w and Ω_m (bottom-right panel), and δ and Σ_0 (top-left panel).

The anti-correlation between w and Ω_m is also present in the standard analysis of SN data [3] and it comes from the peculiar dependence of luminosity distance on w and Ω_m . If one combined SN data with other cosmological information, such as CMB or Large Scale Structures analyses [1], that degeneracy could be broken so to better constrain δ and Σ_0 . However, as it is clear from Fig. 3 [see in particular the (w, δ) and (Ω_m, δ) , and the (w, Σ_0) and (Ω_m, Σ_0) panels], the bounds on δ and Σ_0 depend only weakly on w and Ω_m .

That δ and Σ_0 should be correlated was to be expected since the deviation from isotropy of the equation of state of dark energy is the source of the anisotropization of the large-scale geometry of the Universe. Indeed, in the limit of small anisotropies, i.e. $|\delta| \ll 1$ and $|\Sigma| \ll 1$, the correlation between δ and Σ_0 can be understood as follows. To the first order in the anisotropies, the solutions of Eqs. (17) and (18) are

$$\Sigma(A) = \frac{\Sigma_0 + (E - E_0) \delta}{A^3 \bar{H}} \quad (47)$$

and

$$\bar{\rho}_{\text{DE}} = A^{-3(1+w)}, \quad (48)$$

respectively, with the Hubble parameter being

$$\bar{H} = \sqrt{\Omega_m A^{-3} + \Omega_{\text{DE}} A^{-3(1+w)}}. \quad (49)$$

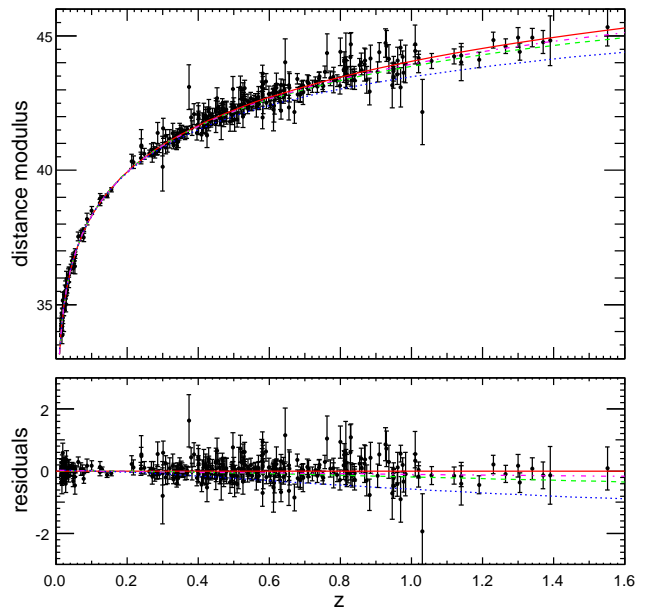


FIG. 4: *Upper panel.* Hubble diagram for the 307 supernovae in the Union compilation, for different cosmological models: best-fit cosmology $(\Sigma_0, \delta) \simeq (-0.012, -0.013)$ (red continuous line), $(\Sigma_0, \delta) = (0.2, 1)$ (magenta dash-dotted line), $(\Sigma_0, \delta) = (0.2, 0)$ (green dashed line), $(\Sigma_0, \delta) = (0.2, -1)$ (blue dotted line). For graphical clarity, we take the SN angular positions and the direction of the axis of symmetry fixed to the value $(b, l) = (b_A, l_A) = (0, 0)$. The remaining parameters are fixed to their best-fit values. *Lower panel.* Residuals (distance modulus minus distance modulus for the best-fit cosmology) for the same models in the upper panel.

In Eq. (47) we have introduced the function

$$E(A) = \Omega_{\text{DE}} \int_0^A \frac{dx}{x^{1+3w} \bar{H}(x)}, \quad (50)$$

and the quantity

$$\begin{aligned} E_0 &= E(1) \\ &= \frac{\sqrt{\Omega_m}}{3w} \left(1 - \frac{1}{\Omega_m}\right)^{\frac{1}{2w}} B\left(1 - \frac{1}{\Omega_m}; 1 - \frac{1}{2w}, \frac{1}{2}\right), \end{aligned} \quad (51)$$

where $B(x; a, b)$ is the Incomplete Euler Beta Function and the last equality is valid for $w < 0$.

At early times ($A \ll 1$), the anisotropic source associated to dark energy is inefficient to generate an anisotropization of the universe since the dark energy density is completely negligible with respect to that of the isotropic dark matter component. This condition of isotropization at early times, namely

$$\lim_{A \rightarrow 0} \Sigma(A) = 0, \quad (52)$$

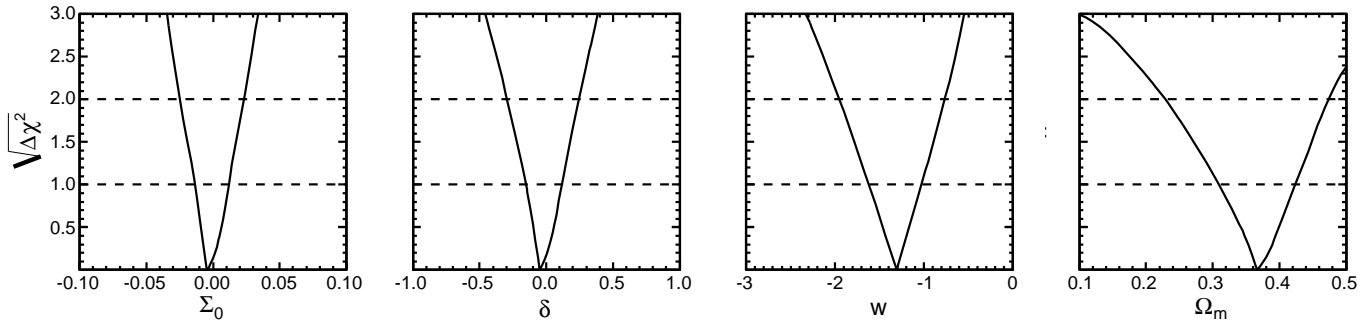


FIG. 5: $\sqrt{\Delta\chi^2}$ for 4 of the 6 parameters of the anisotropic cosmological model using the Union2 set. The probability distributions for l_A and b_A are flat (not shown).

when applied to Eq. (47) gives

$$\delta = \frac{\Sigma_0}{E_0}. \quad (53)$$

Observing that E_0 is a positive-defined quantity which depends only on w and Ω_m , we find that δ and Σ_0 are, indeed, positively correlated. E_0 is of order of 10^{-1} for a fiducial cosmology $(\Omega_m, w) = (0.3, -1)$. So, we expect $\delta \sim 10\Sigma_0$, and this is confirmed by our data analysis (see the top-left panel in Fig. 3 and, below, Table II).

Finally, we observe that the α and β best-fit values are in good agreement with those found in Ref. [3] for an isotropic universe, and that the probability distribution for the nuisance parameters ΔM_1 and ΔM_2 are centered around zero, indicating that no systematic shift of the distance modulus is needed to fit data. Also, as expected, we find $H_M \simeq 5.1$.

For completeness, we present in Fig. 4 (upper panel) the Hubble diagram for different realizations of our cosmological model. For graphical clarity, we take the SN angular positions and the direction of the axis of symmetry fixed to the value $(b, l) = (b_A, l_A) = (0, 0)$. In the lower panel we show the corresponding distance modulus fit residual (distance modulus minus the best-fit distance modulus) as a function of the redshift. The red continuous line corresponds to our best-fit cosmology, practically indistinguishable from the one corresponding to the standard isotropic universe (not shown). For a relatively large value $\Sigma_0 = 0.2$ (that we choose for illustrative purposes) and for $\delta = 0$, the distance modulus curve moves downwards (green dashed line). By taking $\delta = 1$, the distance modulus curve moves upwards (magenta dash-dotted line), while the opposite happens taking $\delta = -1$ (blue dotted line). A similar behavior is found for negative value of the shear, according to the positive correlation found between Σ_0 and δ .

IV.b Union2 Compilation

The analysis of SN lightcurves in the Union2 compilation gives the distance modulus μ_B as [4]

$$\mu_B = m_B^{\max} - M + \alpha' x_1 - \beta' c, \quad (54)$$

where m_B^{\max} and c are, as before, the peak bolometric apparent magnitude and the color correction, while x_1 derives from the fit to the SN lightcurves with the so-called SALT2 (Spectral Adaptive Light curve Template) fitter [50]. α' and β' are, instead, nuisance parameters to be determined, simultaneously with the cosmological parameters and the absolute magnitude M , from fits to data.

χ^2 statistics. As in the case of Union compilation, the covariance matrices resulting from the lightcurve fit are not publicly available, so we do not have any information on the correlation between the errors on m_B^{\max} , x_1 , and c . Consequently, we follow the analysis of Ref. [48] and introduce the χ^2 statistics as

$$\chi^2 = \min_{\gamma} \sum_{ij} (\mu_i^{\text{exp}} - \gamma - \mu_i) \sigma_{ij}^{-2} (\mu_j^{\text{exp}} - \gamma - \mu_j), \quad (55)$$

where the double sum runs over the 557 SNe, μ_i^{exp} is the experimental value of the distance modulus of the i^{th} supernova, μ_i the corresponding theoretical value given by Eq. (33), σ_{ij}^2 is the covariance matrix (containing both statistical and systematic errors), and γ an unknown normalization parameter [51]. The values of μ_i^{exp} and σ_{ij}^2 in the our analysis are taken from Ref. [4].

The minimum in Eq. (55) can be evaluated analytically and gives

$$\chi^2 = \sum_{ij} (\mu_i^{\text{exp}} - \tilde{\mu}_i) (\sigma_{ij}^{-2} - M_{ij}) (\mu_j^{\text{exp}} - \tilde{\mu}_j), \quad (56)$$

where we have introduced the matrix

$$M_{ij} = \frac{\sum_{kl} \sigma_{ik}^{-2} \sigma_{lj}^{-2}}{\sum_{kl} \sigma_{kl}^{-2}} \quad (57)$$

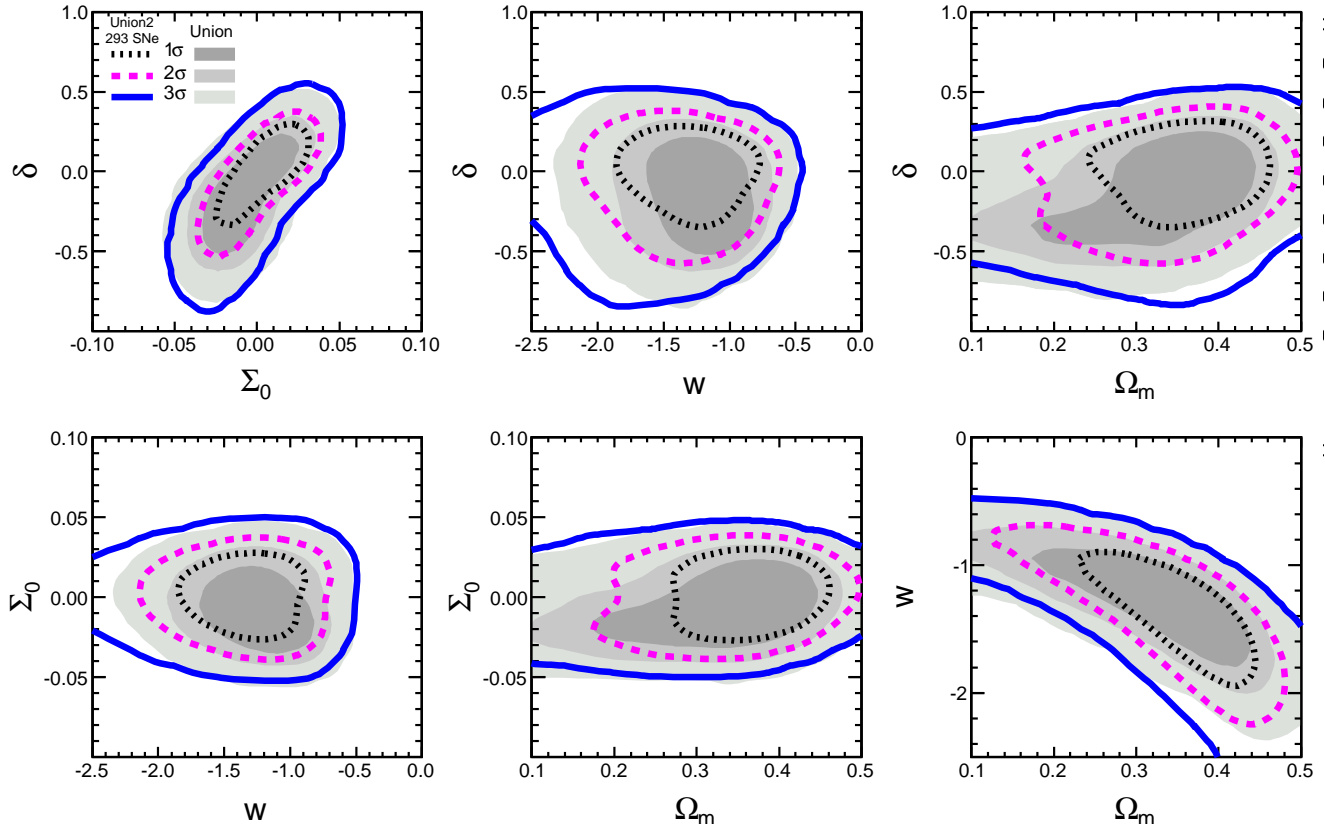


FIG. 6: 1σ , 2σ , and 3σ confidence level contours in the planes (Σ_0, δ) , (w, δ) , (Ω_m, δ) , (w, Σ_0) , (Ω_m, Σ_0) , and (Ω_m, w) . Gray filled contours come from the Union data analysis detailed in Section IV.a, while empty contours refer to the Union2 data analysis of just the 293 SNe contained in both compilations.

and the “reduced” distance modulus

$$\tilde{\mu} = 5 \log_{10} \tilde{d}_L + 25, \quad (58)$$

with the “reduced” luminosity distance

$$\tilde{d}_L = H_0 d_L. \quad (59)$$

It is worth noticing that \tilde{d}_L is independent on the Hubble parameter H_0 , so both $\tilde{\mu}$ and the χ^2 in Eq. (56) depend only on the cosmological parameters $(\Omega_m, \Sigma_0, w, \delta, b_A, l_A)$. Since the χ^2 depends on as many as six parameters, we employ a Markov Chain Monte Carlo approach.

Results. Figure 3 (empty contours) shows the 1σ , 2σ , and 3σ contours in the planes (Σ_0, δ) , (w, δ) , (Ω_m, δ) , (w, Σ_0) , (Ω_m, Σ_0) , and (Ω_m, w) . Figure 5, instead, shows the $\sqrt{\Delta\chi^2}$ distributions for Σ_0 , δ , w , and Ω_m , the two distributions for l_A and b_A being flat (not shown). Finally, Table II shows the best-fit values and the 1 and 2σ confidence level intervals for the same parameters. The χ^2 at the best-fit point is 528.9.

TABLE II: Best-fit (BF) values, and the 1σ and 2σ confidence level intervals derived from the Union2 data analysis, for the cosmologically relevant parameters Σ_0 , δ , w , and Ω_m .

	Σ_0	δ	w	Ω_m
BF	-0.004	-0.05	-1.32	0.37
1σ	[-0.012, 0.012]	[-0.16, 0.12]	[-1.66, -1.04]	[0.29, 0.41]
2σ	[-0.024, 0.046]	[-0.29, 0.246]	[-1.96, -0.79]	[0.22, 0.46]

The Union2 data analysis gives more stringent bounds on the anisotropy parameters with respect to the Union analysis. In fact, from the top-left panel of Fig 3, it can be seen that the uncertainties on Σ_0 and δ are reduced by about one half. Moreover, going from Union to Union2 analysis, the uncertainty on w is practically unchanged, while slightly higher values of Ω_m are preferred.

However, both the anti-correlation between w and Ω_m and the correlation between δ and Σ_0 still persist, as well as the weak dependence of δ and Σ_0 on w and Ω_m .

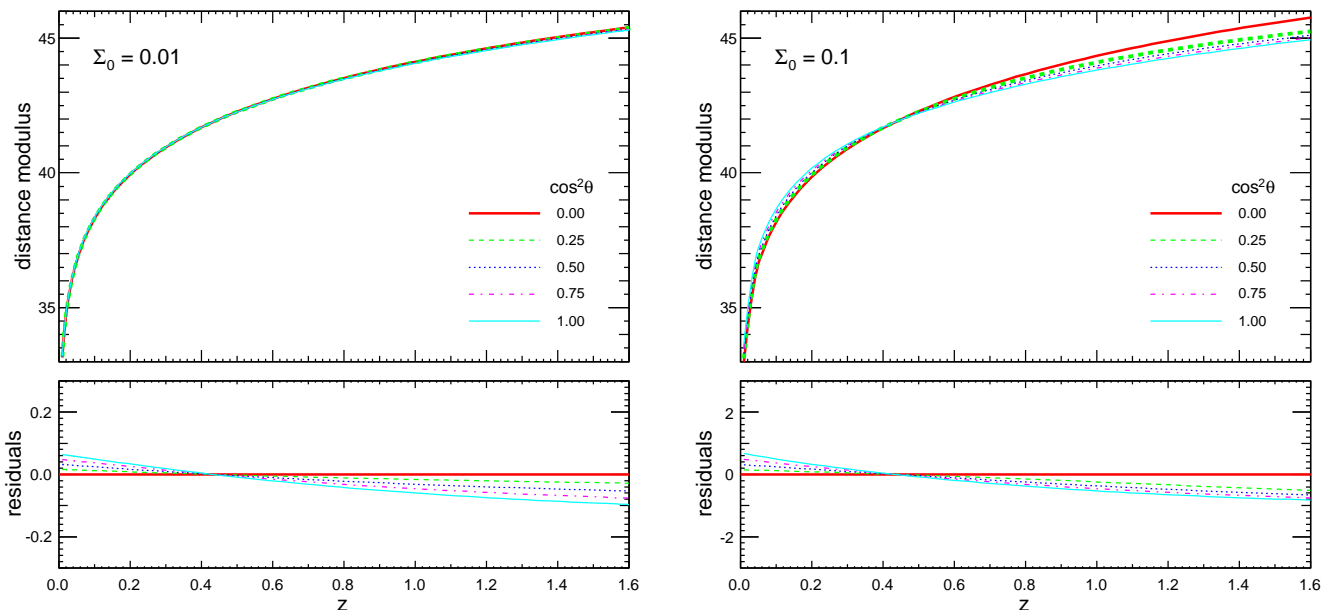


FIG. 7: *Left panels.* Upper panel: Distance modulus as a function of the redshift for different values of $\cos^2\theta$, with θ being the angle between the anisotropy axis and the generic direction of a SN, for $\Sigma_0 = 0.01$. The remaining parameters are fixed to $(H_0, \delta, \Omega_m, w) = (71 \text{ km/s/Mpc}, 10\Sigma_0, 0.3, -1)$. Lower panel: Residuals (distance modulus minus distance modulus for the case $\cos^2\theta = 0$) for the same models in the upper panel. *Right panels.* The same as the left panels but with $\Sigma_0 = 0.1$.

In order to check if the reduction of Σ_0 and δ uncertainties is due to the increase of statistics in the Union2 compilation with respect to Union (557 compared to 307 SNe) or to the different method of analysis of SN data, we repeated the Union2(-like) analysis keeping only those 293 SNe which appear in both compilations. The results are shown in Fig. 6, superimposed to the previous Union fit. The χ^2 at the best-fit point is 263.2.

A part from slightly higher values of Ω_m and δ preferred by the 293 SN Union2 fit, the two different analyses are in very good agreement. This fact highlights the robustness of our bounds on the cosmic anisotropy obtained with type Ia supernovae.

As a final check of correctness of our analysis in determining the amount of anisotropies, we verified that our results do not change if we exclude from the analysis supernovae at low redshifts, which could eventually give spurious values of anisotropies on far larger scales. In particular, we cut first SNe with $z \leq 0.02$ and then SNe with $z \leq 0.03$, finding no appreciable changes in the confidence level intervals for Σ_0 , δ , w , and Ω_m (not shown).

IV.c Anisotropy Axis

We have found, in the previous Sections, no evidence for a preferred axis of symmetry, since the probability distributions for l_A and b_A are flat.

This is due to the fact that the allowed values of the cosmic shear Σ_0 are relatively small, $|\Sigma_0| \lesssim 0.01$ at 1σ C.L. (see Table II).

Indeed, for small values of the shear, the distance modulus Eq. (33) weakly depends on both the angular position of SNe, \hat{n} , and on the direction of the symmetry axis, \hat{n}_A .

More precisely, these two angular positions enter in the expression of μ just through the particular combination $\cos^2\theta = (\hat{n} \cdot \hat{n}_A)^2$ [see Eqs. (30)-(33)], and the distance modulus is not much sensible to the variations of $\cos^2\theta$ when $|\Sigma_0|$ is small.

This can be appreciated in Fig. 7, where we show μ as a function of the redshift for different values of $\cos^2\theta$ in the two cases $\Sigma_0 = 0.01$ (left panel) and $\Sigma_0 = 0.1$ (right panel), with $\delta = 10\Sigma_0$ and assuming the fiducial cosmology $(H_0, \Omega_m, w) = (71 \text{ km/s/Mpc}, 0.3, -1)$.

The variation of μ for Σ_0 as small as 0.01 is well within the experimental uncertainty on the distance modulus (of about 0.3 magnitudes), so that a determination of the symmetry axis is beyond the actual experimental possibility. On the other hand, for values of the shear as large as 0.1 a determination of \hat{n}_A is in principle possible –due to the significant dependence of μ on $\cos^2\theta$ – but such large values of Σ_0 are excluded by data.

Therefore, we conclude that SN data are not able to constrain, at the same time, the anisotropy parameters (Σ_0 and δ) and the preferred direction defined by the anisotropy itself.

However, it is worth noticing that the approach detailed in this paper (that provides bounds on Σ_0 and δ but not on \hat{n}_A) can be confronted with the so-called “hemisphere comparison method” [52] (which searches for a preferred axis in magnitude-redshift data without constraining the level of anisotropy) to give a better a complete understanding of the geometry of the Universe on large scales.

Indeed, the hemisphere comparison method applied to Union2 data favors an anisotropic accelerated expansion in the direction [12] $(b_A, l_A) = (18^\circ_{-10^\circ}^{+11^\circ}, 309^\circ_{-3^\circ}^{+23^\circ})$, which is consistent, both qualitatively and quantitatively, with the evidence of a preferred direction in the sky coming from other cosmological observations (namely, large-scale velocity flow axis, alignment of CMB quadrupole and octupole axes, and quasar optical polarization alignment axis, all discussed in Ref. [12]).

V. CONCLUSIONS

The analysis of cosmic microwave background radiation reveals that the level of anisotropy in the large-scale geometry of the Universe must be below 10^{-5} [9] at redshifts $z \sim 10^3$. This constraint do not exclude that a much larger level of anisotropy is allowed at recent times, $z \sim \mathcal{O}(1)$, as first noted in Ref. [24] and Ref. [19].

In particular the authors of Ref. [19] analyzed the magnitude-redshift data on type Ia supernovae in the “GOLD” data set of Riess et al. [53] (consisting of 182 supernovae), in a nonstandard cosmological model with anisotropic dark energy. They found that deviations from isotropy in the equation of state of dark energy were constrained at the level of $|\delta| < \text{few} \times 10^{-1}$.

In this paper, we have extended the work [19] by constraining also the present level of cosmic anisotropy Σ_0 , namely, the anisotropy in the large-scale geometry of the Universe, and by analyzing the magnitude-redshift data on type Ia supernovae in the Union and Union2 data sets of Kowalski et al. [3] (consisting of 307 supernovae) and Amanullah et al. [4] (consisting of 557 supernovae), respectively. In particular, by using Union2 data, we have confirmed the results of [19] about the skewness, finding

$$-0.16 < \delta < 0.12 \quad (1\sigma \text{ C.L.}), \quad (60)$$

and we have put first limits on the present cosmic shear parameter Σ_0 ,

$$-0.012 < \Sigma_0 < 0.012 \quad (1\sigma \text{ C.L.}). \quad (61)$$

We conclude that a standard isotropic universe is consistent with SN data, any deviation at redshifts $z \lesssim 1.6$ being constrained by the above results.

We would like to thank E. Lisi for useful discussions and valuable comments.

* Electronic address: leonardo.campanelli@ba.infn.it

† Electronic address: paolo.cea@ba.infn.it

‡ Electronic address: gianluigi.fogli@ba.infn.it

§ Electronic address: antonio.marrone@ba.infn.it

- [1] S. Weinberg, *Cosmology* (Oxford University Press, New York, New York, 2008).
- [2] E. Komatsu *et al.*, arXiv:1001.4538 [astro-ph.CO].
- [3] M. Kowalski *et al.* [Supernova Cosmology Project Collaboration], *Astrophys. J.* **686**, 749 (2008) [arXiv:0804.4142 [astro-ph]].
- [4] R. Amanullah *et al.*, *Astrophys. J.* **716**, 712 (2010) [arXiv:1004.1711 [astro-ph.CO]].
- [5] L. Campanelli, P. Cea and L. Tedesco, *Phys. Rev. Lett.* **97**, 131302 (2006) [Erratum-ibid. **97**, 209903 (2006)].
- [6] L. Campanelli, P. Cea and L. Tedesco, *Phys. Rev. D* **76**, 063007 (2007).
- [7] L. Campanelli, *Phys. Rev. D* **80**, 063006 (2009).
- [8] L. Campanelli, P. Cea, G.L. Fogli, and L. Tedesco, arXiv:1103.2658 [astro-ph.CO], to appear in *Int. J. Mod. Phys. D*.
- [9] L. Campanelli, P. Cea, G.L. Fogli, and L. Tedesco, *Cosmic Parallax in Ellipsoidal Universe*, submitted to *Mod. Phys. Lett. A*.
- [10] P. Cea, arXiv:astro-ph/0702293.
- [11] P. Cea, *Mon. Not. Roy. Astron. Soc.* **406**, 586 (2010) [arXiv:1001.2650 [astro-ph.CO]].
- [12] I. Antoniou and L. Perivolaropoulos, *JCAP* **1012**, 012 (2010) [arXiv:1007.4347 [astro-ph.CO]].
- [13] R. Watkins, H. A. Feldman and M. J. Hudson, *Mon. Not. Roy. Astron. Soc.* **392**, 743 (2009) [arXiv:0809.4041 [astro-ph]].
- [14] M. Tegmark, A. de Oliveira-Costa and A. Hamilton, *Phys. Rev. D* **68**, 123523 (2003) [arXiv:astro-ph/0302496].
- [15] D. Hutsemekers, R. Cabanac, H. Lamy and D. Sluse, *Astron. Astrophys.* **441**, 915 (2005) [arXiv:astro-ph/0507274].
- [16] T. S. Kolatt and O. Lahav, *Mon. Not. Roy. Astron. Soc.* **323**, 859 (2001) [arXiv:astro-ph/0008041].
- [17] S. Gupta, T. D. Saini and T. Laskar, *Mon. Not. Roy. Astron. Soc.* **388**, 242 (2008) [arXiv:astro-ph/0701683].
- [18] S. Gupta and T. D. Saini, arXiv:1005.2868 [astro-ph.CO].
- [19] T. Koivisto and D. F. Mota, *Astrophys. J.* **679**, 1 (2008).
- [20] J. Colin, R. Mohayaee, S. Sarkar and A. Shafieloo, arXiv:1011.6292 [astro-ph.CO].
- [21] T. S. Koivisto, D. F. Mota, M. Quartin and T. G. Zlosnik, *Phys. Rev. D* **83**, 023509 (2011) [arXiv:1006.3321 [astro-ph.CO]].
- [22] L. D. Landau and E. M. Lifshitz, *The Classical Theory of Fields* (Pergamon Press, Oxford, England, 1971).
- [23] J. D. Barrow, *Phys. Rev. D* **55**, 7451 (1997) [arXiv:gr-qc/9701038].
- [24] J. Beltran Jimenez and A. L. Maroto, *Phys. Rev. D* **76**, 023003 (2007) [arXiv:astro-ph/0703483].
- [25] A. H. Taub, *Annals Math.* **53**, 472 (1951).
- [26] T. Koivisto and D. F. Mota, *JCAP* **0806**, 018 (2008).
- [27] M. Fontanini, E. J. West and M. Trodden, *Phys. Rev. D* **80**, 123515 (2009).
- [28] M. Hamuy, M. M. Phillips, N. B. Suntzeff, R. A. Schommer and J. Maza, *Astron. J.* **112**, 2408 (1996) [arXiv:astro-ph/9609064].

- [29] S. Jha, A. G. Riess and R. P. Kirshner, *Astrophys. J.* **659**, 122 (2007) [arXiv:astro-ph/0612666].
- [30] R. Barbon, V. Buondi, E. Cappellaro and M. Turatto, arXiv:astro-ph/9908046.
- [31] J. L. Tonry *et al.* [Supernova Search Team Collaboration], *Astrophys. J.* **594**, 1 (2003) [arXiv:astro-ph/0305008].
- [32] B. J. Barris *et al.*, *Astrophys. J.* **602**, 571 (2004) [arXiv:astro-ph/0310843].
- [33] <http://www.cbat.eps.harvard.edu/lists/Supernovae.html>;
<http://www.cfa.harvard.edu/iau/cbat.html>.
- [34] A. G. Riess *et al.*, *Astrophys. J.* **659**, 98 (2007) [arXiv:astro-ph/0611572].
- [35] J. P. Blakeslee *et al.* [Supernova Search Team Collaboration], *Astrophys. J.* **589**, 693 (2003) [arXiv:astro-ph/0302402].
- [36] A. G. Riess *et al.* [Supernova Search Team Collaboration], *Astrophys. J.* **607**, 665 (2004) [arXiv:astro-ph/0402512].
- [37] P. Astier *et al.* [The SNLS Collaboration], *Astron. Astrophys.* **447**, 31 (2006) [arXiv:astro-ph/0510447].
- [38] G. Miknaitis *et al.*, *Astrophys. J.* **666**, 674 (2007) [arXiv:astro-ph/0701043].
- [39] K. Krisciunas *et al.*, *Astron. J.* **130**, 2453 (2005) [arXiv:astro-ph/0508681].
- [40] <http://sdssdp62.fnal.gov/sdsssn/snlist.confirmed.updated.php>
- [41] J. Guy, P. Astier, S. Nobili, N. Regnault and R. Pain, *Astron. Astrophys.* **443**, 781 (2005) [arXiv:astro-ph/0506583]; M. M. Phillips, P. Lira, N. B. Suntzeff, R. A. Schommer, M. Hamuy and J. Maza, *Astron. J.* **118**, 1766 (1999) [arXiv:astro-ph/9907052].
- [42] L. Hui and P. B. Greene, *Phys. Rev. D* **73**, 123526 (2006) [arXiv:astro-ph/0512159].
- [43] J. A. Cardelli, G. C. Clayton, and J. S. Mathis, *Astrophys. J.* **345**, 245 (1989).
- [44] D. J. Schlegel, D. P. Finkbeiner, and M. Davis, *Astrophys. J.* **500**, 525 (1998).
- [45] A. G. Riess *et al.* [Supernova Search Team Collaboration], *Astron. J.* **116**, 1009 (1998) [arXiv:astro-ph/9805201].
- [46] S. Perlmutter *et al.* [Supernova Cosmology Project Collaboration], *Astrophys. J.* **517**, 565 (1999) [arXiv:astro-ph/9812133].
- [47] R. A. Knop *et al.* [Supernova Cosmology Project Collaboration], *Astrophys. J.* **598**, 102 (2003) [arXiv:astro-ph/0309368].
- [48] A. Lewis and S. Bridle, *Phys. Rev. D* **66**, 103511 (2002) [arXiv:astro-ph/0205436].
- [49] S. Eidelman *et al.* [Particle Data Group], *Phys. Lett. B* **592**, 1 (2004).
- [50] J. Guy *et al.*, *Astron. Astrophys.* **466**, 11 (2007) [arXiv:astro-ph/0701828].
- [51] S. L. Bridle, R. Crittenden, A. Melchiorri, M. P. Hobson, R. Kneissl and A. N. Lasenby, *Mon. Not. Roy. Astron. Soc.* **335**, 1193 (2002) [arXiv:astro-ph/0112114].
- [52] D. J. Schwarz and B. Weinhorst, arXiv:0706.0165 [astro-ph].
- [53] A. G. Riess *et al.*, *Astrophys. J.* **659**, 98 (2007) [arXiv:astro-ph/0611572].