

Anomalous diffusion with log-periodic modulation in a selected time interval

L. Padilla,* H. O. Martín, and J. L. Iguain†

*Instituto de Investigaciones Físicas de Mar del Plata (IFIMAR) and Departamento de Física FCEyN,
Universidad Nacional de Mar del Plata, Deán Funes 3350, 7600 Mar del Plata, Argentina*

On certain self-similar substrates the time behavior of a random walk is modulated by logarithmic periodic oscillations on all time scales. We show that if disorder is introduced in a way that self-similarity holds only in average, the modulating oscillations are washed out but subdiffusion remains as in the perfect self-similar case. Also, if disorder distribution is appropriately chosen the oscillations are localized in a selected time interval. Both the overall random walk exponent and the period of the oscillations are analytically obtained and confirmed by Monte Carlo simulations.

PACS numbers: 05-40.Fb, 66.30.-h

The basics of anomalous diffusion on fractal substrata were established some decades ago [1–5]. However, it has been recently realized that, on some self-similar objects, the time behavior of a random walk (RW) is modulated by logarithmic-periodic oscillations (see, for example, [6–14]). This kind of modulation is very ubiquitous. Examples have been observed in biased diffusion on random systems [15–18], earthquake dynamics [19, 20], escape probabilities in chaotic maps [21], processes on random quenched and fractal media [22–25], diffusion-limited aggregates [26], growth models [27], and stock markets [28–31]. In spite of this diversity, log-periodicity is considered evidence of a discrete scale invariance [32], which results from some inherent self-similarity [33].

Interestingly, the above described complex behavior can be captured by simple models, as is the case of a single particle moving by jumps between nearest-neighbor (NN) sites of a one-dimensional lattice. Indeed, the particle mean square displacement exhibits a subdiffusive behavior modulated by log-periodic oscillations, provided that the hopping rates are distributed in a self-similar way [34]. In this work we introduce disorder, by randomly shuffling those hopping rates, and investigate the effect of this modification on the RW dynamics. We give theoretical and numerical evidences that, while subdiffusion survives with the same RW exponent as in the ordered substrate, the oscillatory modulation is washed out. We also show how the oscillations can be localized in selected time windows by a proper choice of disorder distribution. We believe that our model incorporates the essential mechanisms for anomalous diffusion modulated by localized oscillations. In this sense, it is a minimal model, which can serve for understanding more realistic systems.

Model - We consider a RW on a one-dimensional lattice, with transitions between NN sites only. The probability to hop from site j to site $j+1$ (and from site $j+1$ to site j) per unit time is denoted by $k^{(j)}$. For readability, we schematically represent these rules by a set of barriers

of height $h^{(j)} = c/k^{(j)}$ ($j \in Z$), where c is a constant (see Fig. 1).

Ordered substrate - We briefly review the main properties of the model introduced in Ref. [34]. For more details we refer to that paper. The substrate depends on two parameters, L (odd integer greater than one) and λ (real positive), and is built in stages. The result of every stage is called a *generation* (see Fig.1, for $L = 3$). The zeroth-generation corresponds to the situation in which all the hopping rates are identical ($k^{(j)} = q_0, \forall j \in Z$). In the first generation, the hopping rate $k^{(j)}$ is set to $q_1 (< q_0)$ for every $j = pL - (L + 1)/2$, with p integer. All the other hopping rates remain as in the generation zero. This iteration continues indefinitely and, in general, the generation n is obtained from the generation $n - 1$ by setting $k^{(j)} = q_n (< q_{n-1})$, for every $j = pL^n - (L^n + 1)/2$, with p integer. From now on we will refer to the full self-similar substrate obtained after an infinite number of iterations as a *completely ordered* substrate. In this limit, the dynamics become full self-similar if $D^{(n)}/D^{(n+1)} = 1 + \lambda$ ($n = 0, 1, 2, \dots$), where $D^{(n)}$ is the diffusion constant of the n th generation. This condition is equivalent to

$$\frac{q_0}{q_i} = \frac{q_0}{q_{i-1}} + (1 + \lambda)^{i-1} \lambda L^i, \quad \text{for } i = 1, 2, 3, \dots, \quad (1)$$

which determine the hopping rates for the completely ordered substrate.

It was also demonstrated that, if $\Delta^2 x(t)$ is the RW mean-square displacement on the completely ordered substrate, for a time such that $AL^n < (\Delta^2 x(t))^{1/2} < AL^{n+1}$ (A is a constant of the order of one), everything will happen as on the n th-generation substrate and $\Delta^2 x(t) = 2D^{(n)}t$, for t in that interval. Moreover, because of full self-similarity, the sequence of length-dependent diffusion coefficients leads to

$$\Delta^2 x(t) = Kt^{2\nu} f(t), \quad (2)$$

where K is a constant, $\nu = [2 + \log(1 + \lambda)/\log L]^{-1}$ is the RW exponent, and $f(t)$ is a log-periodic function of period $\tau = L^{1/\nu}$ (i. e., $f(t\tau) = f(t)$). This behavior is shown qualitatively in Fig. 2 (dots).

* lorenapadilla.r@gmail.com

† iguain@mdp.edu.ar

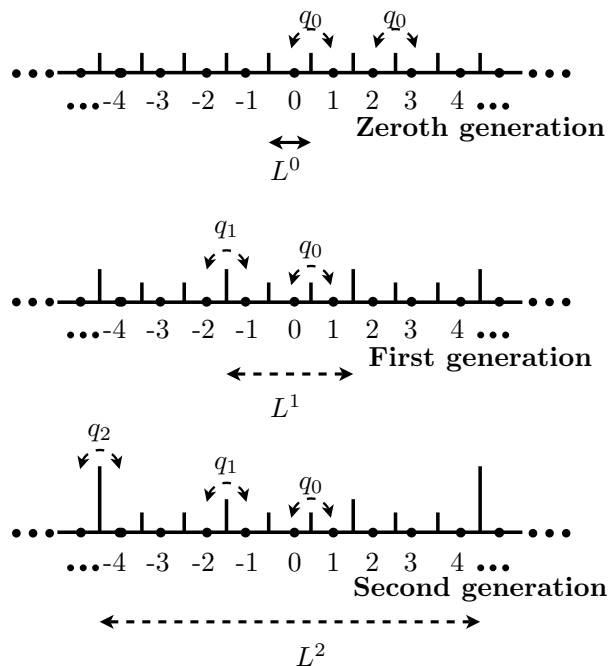


FIG. 1. Construction of a substrate with a self-similar distribution of hopping rates ($L = 3$). Top: The zeroth generation ($n = 0$) with all the hopping rates equal to q_0 . Center: The first generation ($n = 1$), where the hopping rates q_1 appear. The corresponding barriers are separated by a distance L . Bottom: The second generation ($n = 2$) shows the emergence of the hopping rate q_2 separated by a distance L^2 . In the limit $n \rightarrow \infty$ a full self-similar distribution of hopping rates is obtained, which corresponds to a completely ordered substrate. Numbers below sites indicate position on the lattice.

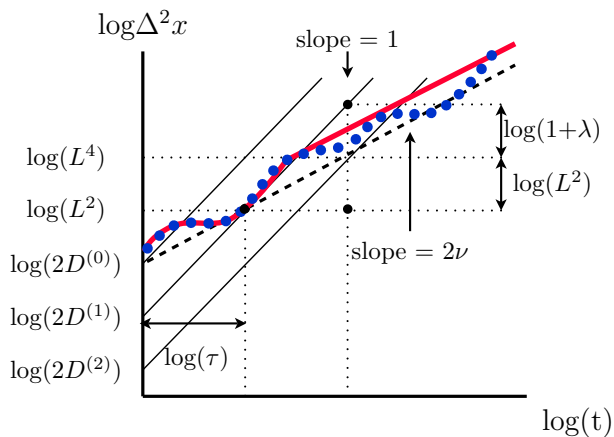


FIG. 2. (Color online) Mean-square displacement as a function of time. The full straight lines have slopes of 1, and represent normal diffusion, i. e., $\Delta^2 x = 2D^{(n)}t$. The dashed line represents the global behavior $\Delta^2 x \sim t^{2\nu}$. A log-periodic modulation is observed on all time scales for a completely ordered substrate (blue dots) and at short times for a partially ordered one (red thick full line).

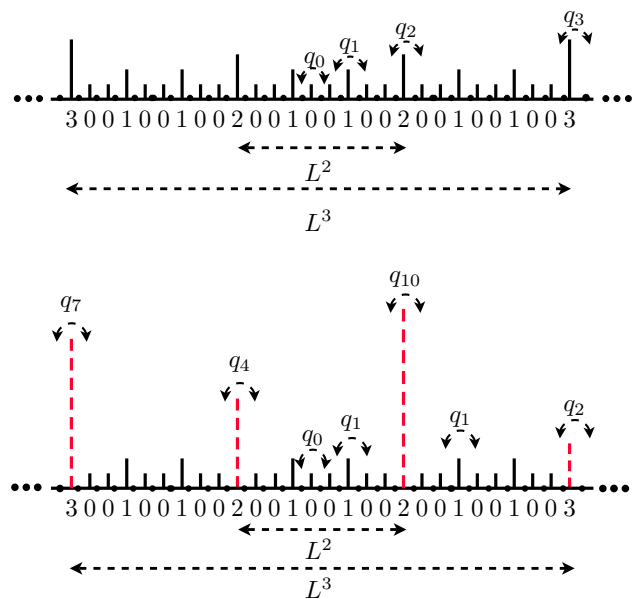


FIG. 3. (Color online) Top: Schematic of a completely ordered substrate ($L = 3$). Numbers below barriers indicate NN pair label. Bottom: A partial disorder realization of the substrate in the top ($p = 0$ and $m = 1$). The locations of q_0 and q_1 (black full lines) remain fixed. The others hopping rates (red-dashed lines) are distributed at random on the rest of the lattice.

Disorder - For the sake of clarity, when q_l is the hopping rate between sites j and $j + 1$ in the perfectly ordered substrate, we will label pair of sites with the number l . Note that the set of NN pairs labeled with l can be roughly associated with the length scale L^l and that q_l appears on the lattice with a frequency $f_l = (L^{l+1})/(L - 1)$ (see Fig. 3-top).

A disorder realization will implicate a random permutation of the set $\{q_i | i \geq 0\}$, on the same one-dimensional lattice. In this context, we will study the disorder average of the RW mean-square displacement. It is useful to distinguish two different scenarios. When the entire array of hopping rates is randomized on the lattice we will refer to the resulting substrate as being *completely disordered*. In contrast, we will say that it is *partially ordered* if only the hopping rates in a subset of the ordered array are randomly permuted.

In each realization of the completely disordered substrate, the hopping rate between any pair of NN sites is q_i with a probability $P_i = f_i$ (for $i \geq 0$), consistent with the frequency distribution. It is not hard to see that the log-periodic modulation, present in the case of the self-similar substrate, should be washed out because of disorder. For the self-similar case, log-periodicity comes from the strong association between the diffusion constant $D^{(n)}$ and length scales between L^n and L^{n+1} (see Fig. 2), and, thus, should disappear when the special order in the array of hopping rates is lost. On the other hand, since we are always dealing with the same set

$\{q_i | i \geq 0\}$, the average spreading speed (i. e., the speed at which a RW explores the lattice) can not be affected by disorder [3]. Therefore, we expect that the disorder-averaged mean-square displacement $\overline{\Delta^2 x}$ behaves, as a function of time, as

$$\overline{\Delta^2 x}(t) = Et^{2\nu}, \quad (3)$$

(E is a constant) with the same RW exponent ν as in the perfectly ordered substrate but without oscillations.

A partially ordered (for length scales between L^p and L^{p+m+1} , with $m \geq 1$) substrate can be defined as follows. The hopping rate for every NN pair with its label in $\{p, p+1, \dots, p+m\}$ is the same as in the completely ordered case. That is, for any pair labeled with l in that set, the corresponding hopping rate is q_l . For the other NN pairs, q_i (with $i \notin \{p, p+1, \dots, p+m\}$) is randomly chosen from the set $\{q_i, \text{with } i \notin \{p, p+1, \dots, p+m\}\}$ with probability $P_i = f_i/Z$, where $Z = \sum_{i \notin \{p, p+1, \dots, p+m\}} f_i$. Thus, in every realization of disorder, the hopping rates associated with length scales between L^p and L^{p+m} remain as in the completely ordered substrate but the other are randomly distributed on the rest of the lattice.

According to the discussion above we expect that disorder-averaged mean-square displacement will continue to show an overall subdiffusive behavior, with the same RW exponent as in the completely ordered substrate and that, due to partial order, an oscillatory modulation appears when $BL^p < (\Delta^2 x(t))^{1/2} < BL^{p+m+1}$, (where B is a constant). Outside this interval, the oscillations should be erased by disorder. Note that the geometrical analysis leading to the relation among ν , L and τ [34] can be performed at any scale and, thus, $\tau = L^{1/\nu}$, also in this case.

To summarize, we predict a subdiffusive behavior modulated by oscillations in a time window determined by disorder distribution. For concreteness, let us assume $p = 0$. In this case, the initial ordered array remains without changes up to the length scale L^{m+1} . On larger scales, the hopping rates are randomly distributed. (see the example with $L = 3$ and $m = 1$ shown in Fig. 3). We thus expect the behavior sketched in Fig. 2. That is, anomalous diffusion (with $2\nu < 1$), modulated by oscillations at short times and without oscillations at longer times.

Numerical results - To test the predictions outlined above, we perform standard MC simulations on a lattice of linear size L^n ($q_0 = 1/2$ and the time step $\delta t = 1$). Every RW starts at the center of the lattice and n is always large enough to prevent the RW from reaching the lattice borders.

The disorder-averaged mean-square displacement as a function of time, obtained for structures with $L = 3$ and $\lambda = 1.48$, is plotted in Fig.4. The filled circles correspond to complete disorder and the open circles to partial order with $p = 0$ and $m = 1$. The straight line has a slope 2ν (with the theoretical value of ν) and was drawn to guide

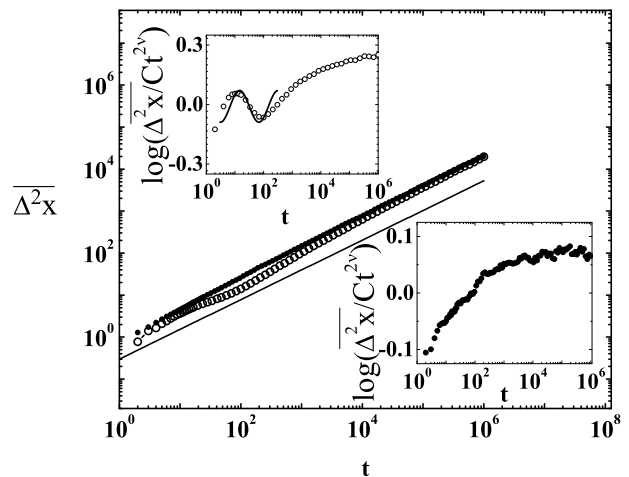


FIG. 4. $\overline{\Delta^2 x}$ against t , for a completely disordered substrate (filled circles) and for partially ordered one with $p = 0$ and $m = 1$ (open circles). In both cases, $L = 3$, and $\lambda = 1.48$. The straight line has the slope 2ν , which represents the overall subdiffusive behavior. In the insets we show the scaled disorder-averaged mean-square displacement as a function of time for each case (symbols as in the main panel). The curve in the upper inset corresponds to a harmonic function with period τ . Both $\nu = 0.354$ and $\tau = 22.3$ were analytically obtained. For more details, see the text.

the eyes. The good agreement between analytical and numerical results is apparent in both cases. Let us remark that, for the partially ordered substrate, $\overline{\Delta^2 x}(t)$ yields a modulated power-law behavior at short times. At longer times, the modulation is erased; however, anomalous diffusion still holds, with the same RW exponent. In the insets, we have plotted $\log[\overline{\Delta^2 x} / (Ct^{2\nu})]$ against $\log(t)$, using the same data. The constant C was appropriately chosen to have, in the case of partial order, the oscillations centered around zero. In the upper inset, we have also drawn the curve $A \sin(2\pi \log(t) / \log(\tau) + \alpha)$, with the theoretical value of τ . It is a first-harmonic approximation of a $\log(\tau)$ -periodic function, consistent with the numerical findings (A and α are fitted parameters).

We have observed that if the randomness does not affect the structure on length scales smaller than a cutoff distance l_c , the oscillations are present only for times shorter than a crossover time t_c ($\sim l_c^{1/\nu}$). To get a modulation in another time window we explore diffusion a substrate with $p = 2$, $m = 1$, $L = 3$, and $\lambda = 9$. The corresponding numerical results, plotted in Fig.5, show the oscillating amplitude localized at the center of the graph; outside this region the time dependence of $\overline{\Delta^2 x}$ is well described by a power law. As in previous figures, the inset shows a filtered plot and a first-harmonic approximation of the data. The modulation is clearly localized between two crossover times t_{c1} and t_{c2} , with $t_{c2}/t_{c1} \simeq L^{(1+m)/\nu}$. Note that, also in this case, all our predictions are consistent with the numerical findings (Fig. 5-inset).

Conclusions - When disorder is introduced into a

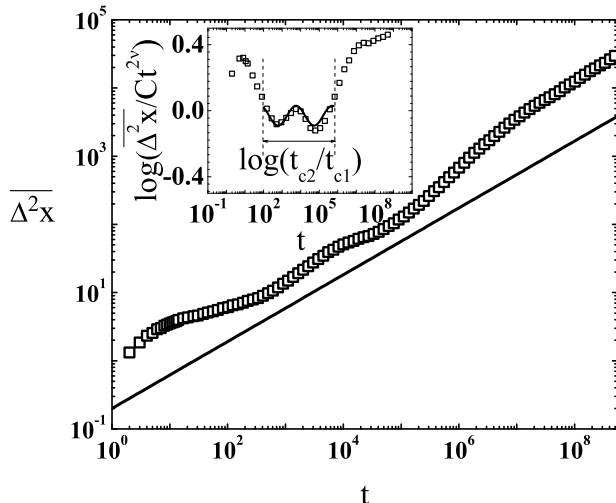


FIG. 5. The disorder-averaged mean-square displacement as a function of time for $L = 3$, $\lambda = 9$, $p = 2$ and $m = 1$. The straight line has a slope 2ν . Inset: $\overline{\Delta^2 x}/(Ct^{2\nu})$ against t for the same data. The curve was drawn as in Fig. 4. Here, we use $t_{c2}/t_{c1} = L^{2/\nu}$. The RW exponent and the period have the analytical values $\nu = 0.245$ and $\tau = 90.0$.

self-similar structure, a single particle diffusing on the resulting substrate exhibits an anomalous behavior modulated by oscillations in some characteristic time intervals. Both the RW exponent and the period of the oscillations are determined by the parameters of the original perfectly ordered substrate. On the other hand, the position and length of the time window in which the oscillatory behavior survives randomization depend on disorder distribution. Indeed, the modulation holds for those length scales that are not affected by disorder; however, it is washed out on other scales because of the incoherent superposition involved in the averaging process. Finally, we would like to emphasize that even though we have focused on oscillations located in a continuous interval, the generalization to the case of several time windows separated by gaps of unmodulated behavior is straightforward. Thus, the oscillatory regime can be modified as desired by proper choice of L , λ and disorder distribution.

Acknowledgments - This work was supported by the Universidad Nacional de Mar del Plata and the Consejo Nacional de Investigaciones Científicas y Técnicas -CONICET- (PIP 0041/2010-2012).

-
- [1] S. Alexander and R. Orbach, J. Phys. (France) Lett. **43**, L625 (1982).
- [2] R. Rammal and G. Toulouse, J. Phys. (France) Lett. **44**, L13 (1983).
- [3] D. Ben Avraham and S. Havlin, *Diffusion and Reactions in Fractals and Disordered Media*, Cambridge University Press, Cambridge (2000).
- [4] S. Havlin and D. Ben-Avraham, Adv. Phys. **36**, 695 (1987).
- [5] J-P. Bouchaud and A. Georges. Phys. Rep. **195**, 127 (1990).
- [6] W. Woess, *Random Walks on Infinite Graphs and Groups*, Cambridge UP (2000).
- [7] P. J. Grabner and W. Woess, Stochastic Process. Appl. **69**, 127 (1997).
- [8] B. Krön and E. Teufl, Trans. Amer. Math. Soc. **356**, 393 (2003).
- [9] L. Acedo, S. B. Yuste, Phys. Rev. E **63**, 011105 (2000).
- [10] M. A. Bab, G. Fabricius and E. V. Albano, Europhys. Lett. **81**, 10003 (2008).
- [11] M. A. Bab, G. Fabricius and E. V. Albano, J. Chem. Phys. **128**, 044911 (2008).
- [12] A. L. Maltz, G. Fabricius, M. A. Bab and E. V. Albano, J. Phys. A: Math. Theor. **41**, 495004 (2008).
- [13] S. Weber, J. Klafter, A. Blumen, Phys. Rev. E **82** 051129 (2010),
- [14] L. Padilla, H. O. Martin and J. L. Iguain, Phys. Rev. E **82**, 011124 (2010).
- [15] J. Bernasconi, W. R. Schneider, J. Stat. Phys **30**, 355 (1983).
- [16] D. Stauffer and D. Sornette, Physica A **252**, 271 (1998).
- [17] D. Stauffer, Physica A **266**, 35 (1999).
- [18] Zhang Yu-Xia, Sang Jian-Ping, Zou Xian-Wu, Jin Zhun-Zhi, Physica A **350**, 163 (2005).
- [19] Y. Huang, H. Saleur, C. Sammis and D. Sornette, Europhys. Lett. **41**, 43 (1998).
- [20] H. Saleur, C. Sammis, D. Sornette, Geophys. Res. **101**, 17661 (1996).
- [21] A. Krawiecki, K. Kacperski, S. Matyjaśkiewicz, J. A. Hołyst, Chaos, Solitons and Fractals, **18**, 89 (2003).
- [22] B. Kutnjak-Urbanc, S. Zapperi, S. Milosevic, H. E. Stanley Phys. Rev. E **54**, 272 (1996).
- [23] R. F. S. Andrade, Phys. Rev. E **61**, 7196 (2000).
- [24] M. A. Bab, G. Fabricius, E. V. Albano Phys. Rev. E **71**, 036139 (2005).
- [25] H. Saleur and D. Sornette, J. Phys. I (France) **6**, 327 (1996).
- [26] D. Sornette, A. Johansen, A. Arneodo, J. F. Muzy, H. Saleur, Phys. Rev. Lett **76**, 251 (1996).
- [27] Y. Huang, G. Ouillon, H. Saleur, D. Sornette, Phys. Rev. E **55**, 6433 (1997).
- [28] D. Sornette, A. Johansen and J-P. Bouchaud, J. Phys. I (France) **6**, 167 (1996).
- [29] N. Vanderwalle, Ph. Boveroux, A. Minguet, M. Ausloos, Physica A **255**, 201 (1998).
- [30] N. Vanderwalle, M. Ausloos, Eur. J. Phys. B **4**, 139 (1998).
- [31] N. Vanderwalle, M. Ausloos, Ph. Boveroux, A. Minguet, Eur. J. Phys. B **9**, 355 (1999).
- [32] D. Sornette, Phys. Rep. **297**, 239 (1998).
- [33] B. Doucot, W. Wang, J. Chaussy, B. Pannetier, R. Rammal, A. Vareille, D. Henry, Phys. Rev. Lett. **57**, 1235 (1986).
- [34] L. Padilla, H. O. Martín and J. L. Iguain, EPL **85**, 20008 (2009).