

Statistical mechanics on isoradial graphs

Cédric Boutillier and Béatrice de Tilière

Abstract Isoradial graphs are a natural generalization of regular graphs which give, for many models of statistical mechanics, the right framework for studying models at criticality. In this survey paper, we first explain how isoradial graphs naturally arise in two approaches used by physicists: transfer matrices and conformal field theory. This leads us to the fact that isoradial graphs provide a natural setting for discrete complex analysis, to which we dedicate one section. Then, we give an overview of explicit results obtained for different models of statistical mechanics defined on such graphs: the critical dimer model when the underlying graph is bipartite, the 2-dimensional critical Ising model, random walk and spanning trees and the q -state Potts model.

1 Introduction

Statistical mechanics aims at describing large scale properties of physics systems based on models which specify interactions on a microscopic level. In this setting, physics systems are modelled by random configurations of graphs embedded in a d -dimensional space. Since vertices typically represent atoms, the goal is to let the mesh size tend to zero and rigorously understand the limiting behavior of the system.

Although real world suggests that we should focus on the case of 3-dimensional systems, we restrict ourselves to the case of dimension 2. There are two main reasons guiding this choice: first, for models we consider, only very few rigorous results

Cédric Boutillier

Laboratoire de Probabilités et Modèles Aléatoires, Université Pierre et Marie Curie, 4 place Jussieu, F-75005 Paris. e-mail: cedric.boutillier@upmc.fr

Béatrice de Tilière

Laboratoire de Probabilités et Modèles Aléatoires, Université Pierre et Marie Curie, 4 place Jussieu, F-75005 Paris. e-mail: beatrice.de_tilieres@upmc.fr

exist in dimension 3, and more importantly, 2-dimensional systems exhibit beautiful and rich behaviors which are strongly related to this choice of dimension.

Historically, the most studied graph is certainly \mathbb{Z}^2 , followed by the honeycomb and triangular lattices. Since solving statistical mechanics models involves dealing with combinatorial and geometric features of the underlying graph, it has been most convenient to handle the simplest and most regular ones. However in this paper, we deal with models defined on a more general class of graphs, called *isoradial graphs*.

The motivation behind this generalization is to find the most appropriate setting, which exhibits some essential features required to solve the questions addressed, thus allowing for proofs revealing the true nature of the problems, and hopefully a full understanding of the issues at stake. Before going any further, let us define isoradial graphs and the corresponding rhombus graph.

Definition 1. A graph $G = (V, E)$ is said to be *isoradial* [Ken02b], if it has an embedding in the plane such that every face is inscribed in a circle of radius 1, and such that all circumcenters of the faces are in the closure of the faces.

From now on, when we speak of the graph G , we mean the graph together with a particular isoradial embedding in the plane. Examples of isoradial graphs are given in Figure 1 below, in particular \mathbb{Z}^2 , the honeycomb and triangular lattices are isoradial.

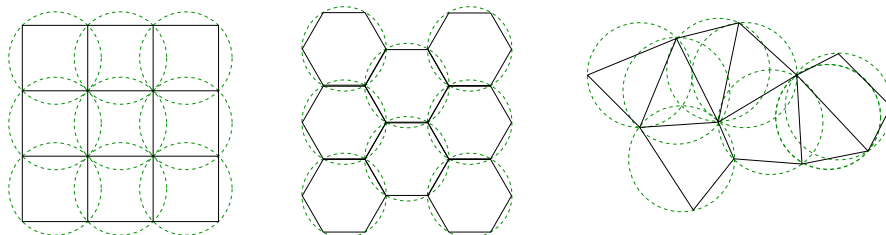


Fig. 1 Examples of isoradial graphs: the square lattice (left), the honeycomb lattice (center), and a more generic one (right). Every face is inscribed in a circle of radius 1, represented in dashed lines.

To such a graph is naturally associated the *diamond graph*, denoted by G^\diamond , defined as follows. Vertices of G^\diamond consist in the vertices of G , and the circumcenters of the faces of G . The circumcenter of each face is then joined to all vertices which are on the boundary of this face, see Figure 2. Since G is isoradial, all faces of G^\diamond are side-length-1 rhombi. Moreover, each edge e of G is the diagonal of exactly one rhombus R_e of G^\diamond ; we let θ_e be the half-angle of the rhombus at the vertex it has in common with e . For later purposes, we label vertices of the rhombus R_e by v_1, v_2, v_3, v_4 , as in Figure 2 (right).

Isoradial graphs naturally arise in two different approaches to statistical mechanics. We describe them in the next two sections.

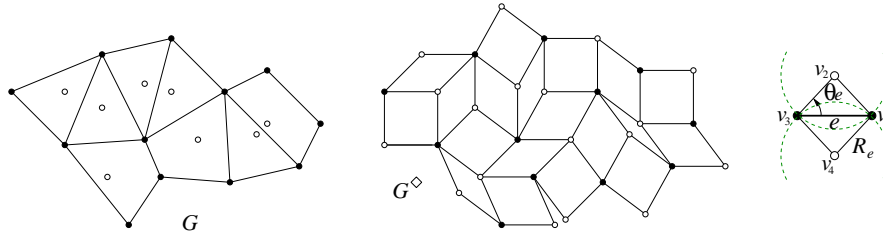


Fig. 2 An isoradial graph (left). The white dots are the circumcenters of the faces, which are also the vertices of the dual G^* . Its diamond graph is represented in the center. On the right is the rhombus R_e and the half-rhombus angle θ_e assigned to an edge e .

1.1 Transfer matrices, star transformations and Z-invariance

The first question addressed when solving a model of statistical mechanics is to compute the *free energy*, which is the growth rate of the *partition function*, counting the weighted number of configurations. An important technique introduced by physicists to solve two-dimensional models is the use of *transfer matrices*, which appears for the first time in the work of Kramers and Wannier [KW41a, KW41b]. If a model of statistical mechanics with local interactions is defined on a torus of size $n \times m$, then the partition function $Z_{m,n}$ can be expressed as the trace of the n -fold product of a *transfer matrix* T , whose rows and columns are indexed by the configurations of the model in a strip $m \times 1$, and if \mathcal{C} and \mathcal{C}' are two such configurations, then the matrix element $T_{\mathcal{C},\mathcal{C}'}$ is the contribution to the Boltzmann weight of the interactions in \mathcal{C} and \mathcal{C}' are in consecutive strips. The free energy of the model f can be expressed in terms of the largest eigenvalue of T denoted by λ_1 :

$$f = - \lim_{m,n \rightarrow \infty} \frac{1}{mn} \log(Z_{m,n}) = - \lim_{m \rightarrow \infty} \frac{1}{m} \log(\lambda_1).$$

If the interaction constants on the graph are not homogeneous, then the transfer matrices used to pass from one strip to another are different. If we want to be able to compute the free energy, as in the homogeneous case, in terms of spectral characteristics of the transfer matrices, then these should commute.

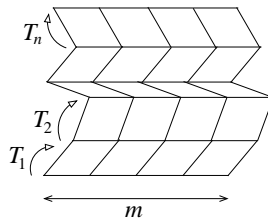


Fig. 3 Transfer matrices for an inhomogeneous model on the $m \times n$ torus.

Since the interactions are local, the transfer matrices are themselves sums of local operators R acting on configurations at neighboring sites, and diagrammatically represented by one rhombus of a strip. A sufficient condition to ensure the commutation of transfer matrices is to demand that these R -matrices satisfy some algebraic relation, called the *Yang-Baxter equations*, which can be loosely formulated as follows. Consider the two ways to tile a hexagon with the same three rhombi on Figure 4. The transformation from one to the other is called a *star-star transformation*. The model satisfies the Yang-Baxter equations if the sum of Boltzmann weights over local configurations of the left hand-side equals those of the right hand side. This very strong constraint gives a set of equations which needs to be satisfied by Boltzmann weights, see [PAY06, Bax89] for more details. If a non trivial solution is found, we

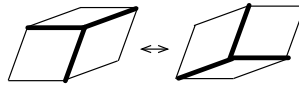


Fig. 4 Star-star transformation (the name *star* referring to the 3-branches stars).

say that the model is *Z-invariant*.

The condition of Z -invariance yields a natural generalization. Suppose that the graph embedded on the torus of size $m \times n$ is a periodic tiling by rhombi (where the period is independent of m and n). Then by performing a sequence of star-star moves, this graph can be transformed into big pieces of tilted copies of \mathbb{Z}^2 [Ken02a]. If boundary effects can be neglected, then it suffices to solve the model on each of the copy of pieces of \mathbb{Z}^2 using transfer matrices. Summarizing, if the model is Z -invariant, then it can be solved on any periodic graph consisting of rhombi.

Consider an isoradial graph G and recall that a unique rhombus of the underlying diamond graph G^\diamond can be assigned to every edge of G . Then, looking at edges rather than rhombi, the star-star transformation becomes a *star-triangle transformation*, see Figure 5 below.

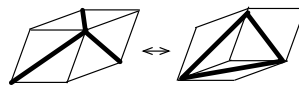


Fig. 5 Star-triangle transformation for isoradial graphs.

The definition of Z -invariance naturally extends to this setting, and if the model is Z -invariant the transfer matrix approach can be performed on G^\diamond , thus explaining the occurrence of isoradial graphs and Z -invariance in the context of transfer matrices.

1.2 Conformal field theory and discrete complex analysis

Conformal field theory (CFT), introduced by Belavin, Polyakov and Zamolodchikov [BPZ84] (see also [DFMS97]) is a theory which aims at describing models at criticality, supposed not to depend on specificities of the graph, and to be *conformally invariant*. This very strong statement remained largely inaccessible to the mathematics community (except for a few models, such as dimers on the square lattice [Ken00]) until the introduction of the SLE process by Schramm in 1999. The SLE is conformally invariant and conjectured to be the limiting process for many models of statistical mechanics, thus filling a huge gap with CFT. For relations between CFT and SLE, see for example [FW03, BB04]. Several of these conjectures are now solved: loop erased random walk and uniform spanning tree (Lawler, Schramm, Werner [LSW04]), site percolation on the triangular lattice (Smirnov [Smi01]), Ising (Smirnov [Smi10], Chelkak and Smirnov[CSb])...

It is thus of key importance to have a setting suitable for doing discrete complex analysis, and proving convergence to its continuous counterpart. To this purpose, isoradial graphs are a perfectly suited object. Indeed, when considering an edge and its dual, they consist in the two diagonals of a rhombus, and are thus orthogonal. This allows for a natural discretization of the Cauchy-Riemann equation. Since a lot of developments have happened in this direction, we dedicate it the next section.

2 Discrete complex analysis on isoradial graphs

As mentioned above, isoradial graphs provide a natural framework for a generalization of the construction in the case of the square lattice. The ideas presented here go back to Duffin [Duf68], and have been developed later by Mercat [Mer01], Kenyon [Ken02b], Chelkak and Smirnov [CSa], Cimasoni [Cim] and others. There are other possible discretizations of complex analysis on isoradial graphs with remarkable properties. An example using the notion of cross-ratios is given in [BMS05].

2.1 Discrete holomorphic and discrete harmonic functions

Let us start with the notion of discrete holomorphy. In the continuous setting, the Cauchy-Riemann equations satisfied by a holomorphic function imply that its partial derivatives along two orthogonal unit vectors differ by a factor i . In the setting of isoradial graphs, one takes advantage of the fact that faces of G^\diamond are rhombi, and thus have perpendicular diagonals, to write down finite difference equations which are discretizations of Cauchy-Riemann equations.

Let f be a \mathbb{C} -valued function on vertices of G^\diamond , let e be an edge of G , and R_e be the corresponding rhombus with the labeling of its vertices v_1, v_2, v_3, v_4 , given in Figure 2. We say that the function f is *discrete holomorphic* at the rhombus R_e , if:

$$\frac{f(v_3) - f(v_1)}{v_3 - v_1} = \frac{f(v_4) - f(v_2)}{v_4 - v_2}.$$

More generally we define a discrete operator, $\bar{\partial} : \mathbb{C}^{V(G^\circ)} \rightarrow \mathbb{C}^{E(G)}$, by:

$$\bar{\partial}f(e) = i(v_4 - v_2)(v_3 - v_1) \left[\frac{f(v_4) - f(v_2)}{v_4 - v_2} - \frac{f(v_3) - f(v_1)}{v_3 - v_1} \right] = \sum_{j=1}^4 \bar{\partial}_{e,v_j} f(v_j),$$

where

$$\bar{\partial}_{e,v_j} = i(v_{j-1} - v_{j+1}), \quad (1)$$

with indices written mod 4. A function f is then said to be *discrete holomorphic* on G° , if $\bar{\partial}f \equiv 0$. Similarly, we define an operator ∂ by replacing the coefficients $\bar{\partial}_{e,v_j}$ by their complex conjugate.

The operators ∂ and $\bar{\partial}$ can be extended to 1-forms (from $\mathbb{C}^{E(G)}$ to $\mathbb{C}^{V(G^\circ)}$): let g be a \mathbb{C} -valued function on edges of G , then for all $v \in V(G^\circ)$,

$$\partial g(v) = \sum_{e=(v,v') \sim v} \frac{1}{(v' - v)} g(e).$$

The extension of the operator $\bar{\partial}$ is again obtained by replacing coefficients by their complex conjugate.

Note that the normalization of the operators ∂ and $\bar{\partial}$ we adopt here differs from that chosen by Mercat, or by Chelkak and Smirnov. One can recover their normalization by multiplying our operators by diagonal operators acting on edges. So these variations do correspond to the same notion of discrete holomorphy.

An notion intimately connected to holomorphy is that of harmonicity. The Laplace operator Δ on G can be written as the restriction of $\partial\bar{\partial}$ to functions supported on G^1 . Its action on a function f defined on vertices of G is given by

$$\forall v \in G, \quad \Delta f(v) = \partial(\bar{\partial}f)(v) = \sum_{u \sim v} \tan \theta_{uv} (f(u) - f(v)).$$

A function f is said to be *discrete harmonic* if $\Delta f \equiv 0$. This corresponds to choosing for every edge e , a conductance equal to $\tan \theta_e$.

From the factorisation $\Delta = \partial\bar{\partial}$, one sees that, like in the continuous case, the restriction of a discrete holomorphic function to G (resp. G^*) is harmonic. Conversely, if H is a harmonic function on G , there exists a harmonic function H^* on G^* such that $H + iH^*$ is discrete holomorphic.

From this choice of Laplacian, one can define the discrete analogues of classical quantities in continuous potential theory (Green function, Poisson kernel, harmonic measure, ...). A surprising amount of estimates have a discrete version, and can be found in [CSa].

Discrete complex analysis can serve as an approximation of the continuous theory. Mercat [Mer01] proved that the pointwise limit of a sequence of discrete holo-

¹ One can define in a similar way a Laplacian on G^* by restricting the same operator $\partial\bar{\partial}$ to G^*

morphic functions on isoradial graphs in a domain with a mesh going to zero is holomorphic. See [Cim] for a generalisation of this result to isoradial discretization of compact manifolds. These local convergence results have been supplemented by global convergence theorems [CSb], implying in particular the uniform convergence for the discrete potential theory objects to their continuous counterparts.

2.2 Discrete exponential functions

There is a class of functions playing a special rôle in this theory. These functions, called *discrete exponential functions*, are defined recursively on G^\diamond . For any given vertex v_0 of G^\diamond and any $\lambda \in \mathbb{C}$, the function $\text{Exp}_{v_0}(\cdot; \lambda)$ is defined as follows: its value at v_0 is 1, and if v_1 and v_2 are neighbors in G^\diamond , let $e^{i\alpha} = v_2 - v_1$, then:

$$\text{Exp}_{v_0}(v_2; \lambda) = \text{Exp}_{v_0}(v_1; \lambda) \frac{1 + \lambda e^{i\alpha}}{1 - \lambda e^{i\alpha}}.$$

The name comes from the fact that these functions satisfy the following identity: for any pair of neighbouring vertices v_1 and v_2 of G^\diamond ,

$$\text{Exp}_{v_0}(v_2; \lambda) - \text{Exp}_{v_0}(v_1; \lambda) = \lambda \frac{\text{Exp}_{v_0}(v_2; \lambda) + \text{Exp}_{v_0}(v_1; \lambda)}{2} (v_2 - v_1),$$

which is a discrete version of the differential equation

$$d \exp(\lambda x) = \lambda \exp(\lambda x) dx.$$

satisfied by the usual exponential function. It is straightforward to check from the definition that $\text{Exp}_{v_0}(\cdot; \lambda)$ is discrete holomorphic. In fact, Bobenko, Mercat and Suris [BMS05] show that any discrete holomorphic function can be written as a (generalized) linear combination of discrete exponential functions, at least under the quasicrystallic assumption (a finite number of slopes $\pm e^{i\theta_1}, \dots, \pm e^{i\theta_d}$ for the rhombi chains): if f is a discrete holomorphic function on G^\diamond , then there exists a function $g(\lambda)$ defined on a neighborhood in \mathbb{C} of $\{\pm e^{i\theta_1}, \dots, \pm e^{i\theta_d}\}$ such that

$$\forall v \in G^\diamond, \quad f(v) = \oint_{\Gamma} \text{Exp}_{v_0}(v; \lambda) g(\lambda) d\lambda,$$

where Γ is a collection of disjoint small positively oriented contours around the possible pôles $\pm e^{i\theta_j}$ of the integrand.

2.3 Geometric integrability of discrete Cauchy-Riemann equations

An important feature of the discrete Cauchy-Riemann is the property of *3D consistency* [BMS05]. Let f be a discrete holomorphic function on G° . Given its value on three vertices of a rhombus, the other can be computed using the discrete Cauchy-Riemann equation.

If a *star-star* transformation is realised on the graph G° (see Figure 4), can we determine the value of the function f at the new vertex in the center, so that f is again discrete holomorphic? *A priori*, there are three different ways to compute a possible value: one for each rhombus. It turns out that the three values obtained are equal.

Under the quasicrystallic assumption, G° can be seen as a monotone surface in \mathbb{Z}^d , projected back to a properly chose plane. The star-star move is a local displacement of this surface along the faces of a cube. If given two monotonic surfaces Σ_1 and Σ_2 in \mathbb{Z}^d that can be deduced one from the other by a sequence of star-star moves, then there is a canonical way to extend a discrete holomorphic function f defined on Σ_1 to Σ_2 by “pushing” its values along the deformation making use of the Cauchy-Riemann equations. In this sense, this 3D consistency can be considered as a notion of *integrability* [BS08]. This property is very much related to the *Z-invariance* in statistical mechanics.

2.4 Generalization of the operator $\bar{\partial}$

The double graph G^D of G is a planar bipartite graph constructed as follows, see also Figure 6 below. Vertices of G^D are decomposed into two classes: black vertices, which are vertices of G and of G^* , and white vertices, which are the centers of the rhombi of G° , seen either as edges of G or as those of G^* . A black vertex b and a white vertex w are connected by an edge in G^D if the vertex corresponding to b is incident to the edge corresponding to w in either G or G^* . That is, edges of G^D correspond to half diagonals of rhombi of G° . It turns out that G^D has an isoradial embedding (with rhombi of side-length $\frac{1}{2}$) obtained by splitting each rhombus of G° into four identical smaller rhombi.

The operator $\bar{\partial} : \mathbb{C}^{V(G^\circ)} \rightarrow \mathbb{C}^{E(G)}$ of Section 2.1 can be interpreted now as an operator $\bar{\partial} : \mathbb{C}^{B(G^D)} \rightarrow \mathbb{C}^{W(G^D)}$, where $B(G^D)$ (resp. $W(G^D)$) denotes the set of black (resp. white) vertices of G^D . Let f be a \mathbb{C} -valued function defined on black vertices of G^D , then for every white vertex of G^D :

$$\bar{\partial}f(w) = \sum_{b \sim w} \bar{\partial}_{w,b}f(b).$$

Let w, x, b, y be the vertices of a rhombus enumerated in cclw order, so that $w \in W(G^D)$ and $b \in B(G^D)$. Then by Formula (1),

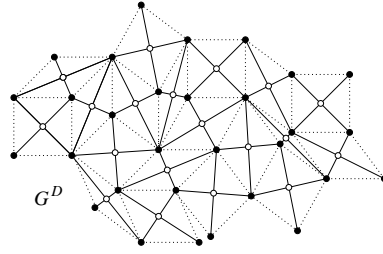


Fig. 6 The double graph G^D of the graph on the right of Figure 1: in thick full lines is the original graph G , in full lines is the dual graph G^* , in dotted lines is the underlying G^\diamond graph.

$$\bar{\partial}_{w,b} = i(x - y). \quad (2)$$

This definition can be extended to any bipartite isoradial graph, see Section 3.1.

For a detailed study of this operator on isoradial graphs on compact surfaces and its connections with discretization of geometric structures (especially spin structures), see [Cim].

3 Dimer model

The *dimer model* represents the adsorption of diatomic molecules on the surface of a crystal. The surface of the crystal is modeled by a planar graph $G = (V, E)$, which we assume to be finite for the moment. A *dimer configuration* of G is a *perfect matching* of G , that is a subset of edges M such that every vertex of G is incident to a unique edge of M . Denote by $\mathcal{M}(G)$ the set of dimer configurations of G . An example of dimer configuration is given in Figure 8. Assume that a positive *weight function* v is assigned to edges of G , that is every edge e of G has weight v_e . Then, when the graph G is finite, the probability of occurrence of a dimer configuration M is given by the *dimer Boltzmann measure*:

$$P_{\text{dimer}}(M) = \frac{\prod_{e \in M} v_e}{Z_{\text{dimer}}},$$

where $Z_{\text{dimer}} = \sum_{M \in \mathcal{M}(G)} \prod_{e \in M} v_e$ is the normalizing constant known as the *partition function*.

The dimer model has the attractive feature of being exactly solvable, meaning that there is an explicit expression for the partition function. This fundamental result is due to Kasteleyn [Kas61] and independently to Temperley and Fisher [TF61]. It relies on the Kasteleyn matrix, which we now define. A *Kasteleyn orientation of the graph* G is an orientation of the edges such that every face is *clockwise odd* meaning that, when traveling clockwise around edges of a face, an odd number of them are co-oriented. The corresponding *Kasteleyn matrix* K is the associated

signed, weighted, adjacency matrix of the graph: lines and columns of K are indexed by vertices of G , and for any two vertices x, y of G , the coefficient $K_{x,y}$ is:

$$K_{x,y} = \begin{cases} v_{xy} & \text{if } x \sim y \text{ and the edge } xy \text{ is oriented from } x \text{ to } y \\ -v_{xy} & \text{if } x \sim y \text{ and the edge } xy \text{ is oriented from } y \text{ to } x \\ 0 & \text{otherwise.} \end{cases}$$

Theorem 1 ([Kas61, TF61]). *The dimer partition function is,*

$$Z_{\text{dimer}} = |\text{Pf}(K)| = \sqrt{\det(K)}.$$

Remark 1. The Pfaffian, denoted by Pf , of a skew-symmetric matrix is a polynomial in the entries of the matrix, which is a square root of the determinant.

Proof (sketch). Refer to [Kas67] for details. When writing out the Pfaffian of an adjacency matrix as a sum over permutations, there is exactly one term per dimer configuration. The issue is that each term comes with a signature. The purpose of the Kasteleyn orientation is to compensate the signature with signs of coefficients.

As a consequence of Theorem 1, Kenyon derives an explicit expression for the dimer Boltzmann measure.

Theorem 2 ([Ken97]). *Let $E = \{e_1 = x_1y_1, \dots, e_k = x_ky_k\}$ be a subset of edges of the graph G . Then, the probability that these edges are in a dimer configuration chosen with respect to the dimer Boltzmann measure is;*

$$P_{\text{dimer}}(\{e_1, \dots, e_k\}) = \left| \left(\prod_{i=1}^k K_{x_i, y_i} \right) \text{Pf}((K^{-1})_E) \right|,$$

where $(K^{-1})_E$ is the submatrix of K^{-1} whose lines and columns are indexed by vertices of E .

Proof. Since the proof is very short, we repeat it here. The probability of dimer configurations containing edges of E is given by the weighted number of these configurations divided by the weighted number of all configurations. By expanding the Pfaffian along lines and columns, this yields:

$$P_{\text{dimer}}(\{e_1, \dots, e_k\}) = \left| \left(\prod_{i=1}^k K_{x_i, y_i} \right) \frac{\text{Pf}(K_{E^c})}{\text{Pf}(K)} \right|.$$

Using Jacobi's formula for Pfaffians [IW00], $|\text{Pf}(K_{E^c})| = |\text{Pf}(K) \text{Pf}((K^{-1})_E)|$ yields the result.

In Section 3.1, we state Kenyon's results for the $\bar{\partial}$ operator on infinite, bipartite, isoradial graphs. Then, in Section 3.2, we relate them to the corresponding dimer model.

3.1 Dirac operator and its inverse

As mentioned in Section 2.4, the $\bar{\partial}$ operator, also referred to as the *Dirac operator* in [Ken02b], can be extended to infinite bipartite isoradial graphs. Let G be such a graph, the set of vertices can be divided into two subsets $B \cup W$, where vertices in B (the black ones) are only incident to vertices in W (the white ones). Then $\bar{\partial}$ maps \mathbb{C}^B to \mathbb{C}^W : let f be a \mathbb{C} -valued function on black vertices, then

$$(\bar{\partial}f)(w) = \sum_{b \sim w} \bar{\partial}_{w,b} f(b),$$

where, if w, x, b, y , are the vertices of the rhombus R_{wb} in cclw order, $\bar{\partial}_{w,b} = i(x - y)$ is given by Formula (2).

One of the main results of the paper [Ken02b] is an explicit expression for the coefficients of the inverse $\bar{\partial}$, as a contour integral of an integrand which only depends on a path joining the two vertices. In order to state the result, let us introduce the following functions defined on vertices of G . Fix a reference white vertex w_0 and let λ be a complex parameter. Let v be a vertex of G , and $w_0 = v_0, v_1, \dots, v_k = v$ be a path in G° from w_0 to v . Each edge $v_j v_{j+1}$ has exactly one edge of G (the other is an edge of G^*). Direct it away from this vertex if it is white, and towards it if it is black, and let $e^{i\alpha_j}$ be the corresponding vector. The function f_v is defined inductively along the path, starting from $f_{v_0} \equiv 1$, and

$$f_{v_{j+1}}(\lambda) = \begin{cases} f_{v_j}(\lambda)(\lambda - e^{i\alpha_j}) & \text{if the edge } v_j v_{j+1} \text{ leads away from a black or towards} \\ & \text{a white vertex,} \\ \frac{f_{v_j}(\lambda)}{(\lambda - e^{i\alpha_j})} & \text{otherwise.} \end{cases}$$

It is easy to see that the function is well defined, i.e. independent of the choice of path from w_0 to v . An important point is that, by using a branched cover of the plane over w_0 , the angles α_j are defined in \mathbb{R} and not $[0, 2\pi[$. Then, Kenyon has the following theorem.

Theorem 3. *Coefficients of the inverse Dirac operator can explicitly be expressed as:*

$$(\bar{\partial}^{-1})_{b,w_0} = \frac{1}{4\pi^2 i} \oint_C f_b(\lambda) \log(\lambda) d\lambda, \quad (3)$$

where C is a closed contour oriented counterclockwise, containing all poles of the integrand and with the origin in its exterior.

Remark 2. The remarkable features of this theorem are the following. Explicit computations become tractable, since they only involve residues of rational functions. Moreover, the Formula (3) has the surprising feature of being “local”, meaning that if the graph is changed away from the vertices w_0, b and a path joining them, the value of the inverse Dirac operator stays the same.

3.2 Dirac operator and dimer model

The Dirac operator $\bar{\partial}$ can be represented by an infinite matrix K , whose lines (resp. columns) are indexed by white (resp. black) vertices of G , and the coefficient $K_{w,b}$ is given by:

$$K_{w,b} = \bar{\partial}_{w,b} = i(x-y) = 2 \sin(\theta_{wb}) e^{i\alpha_{wb}},$$

where θ_{wb} is the half-angle of the rhombus R_{wb} , and $e^{i\alpha_{wb}}$ is the unit-vector in the direction from w to b . The matrix K resembles a Kasteleyn matrix of the graph G , but differs in two instances.

1. Rows and columns are indexed by only “half” the vertices. To overcome this, one can define a weighted adjacency matrix \tilde{K} whose lines and columns are indexed by all vertices of the graph: $\tilde{K} = \begin{pmatrix} 0 & K \\ -K^T & 0 \end{pmatrix}$. Then, we would have $\text{Pf}(\tilde{K}) = \pm \sqrt{\det(\tilde{K})} = \pm |\det(K)|$.
2. The weights of the edges have an extra complex factor of modulus one, instead of a sign given by a Kasteleyn orientation. In [Ken02b], Kenyon shows that the matrix is *Kasteleyn flat*, meaning that for each face of G whose vertices are labeled by $u_1, v_1, \dots, u_m, v_m$, the coefficients of the matrix K satisfy:

$$\arg[K_{u_1, v_1} \cdots K_{u_m, v_m}] = \arg[(-1)^{m-1} K_{v_1, u_2} \cdots K_{v_m, u_1}].$$

Using a result of Kuperberg [Kup98], this implies that when the graph is finite and planar, K behaves as a usual Kasteleyn matrix, thus yielding an explicit formula for the partition function.

One of the main conjectures of the paper [Ken02b] is to show that the inverse $\bar{\partial}$ operator, which we write K^{-1} using the matrix notation, is related to the dimer model on the infinite, bipartite, isoradial, graph G . Its relation to the Gibbs measure is given in the following.

Theorem 4 ([dT07c]). *There is a unique Gibbs measure P_{dimer} on dimer configurations of G , such that the probability of occurrence of a subset of edges $E\{e_1 = w_1 b_1, \dots, e_k = w_k b_k\}$ in a dimer configuration of G chosen with respect to the Gibbs measure P_{dimer} is:*

$$P_{\text{dimer}}(\{e_1, \dots, e_k\}) = \left(\prod_{i=1}^k K_{w_i, b_i} \right) \det_{1 \leq i, j \leq k} [(K^{-1})_{b_i, w_j}], \quad (4)$$

where $(K^{-1})_{b_i, w_j} = (\bar{\partial}^{-1})_{b_i, w_j}$ is given by (3).

Proof (sketch). Fix the edge set E , and cut out a finite piece of the rhombus graph G° containing E and paths joining vertices of E . Use a result of [dT07c] by which any finite piece of the graph G° can be filled with rhombi in order to become part of a periodic rhombus tiling of the plane. Define the probability of the edge set E as the weak limit of the Boltzmann measures on the natural toroidal exhaustion of the periodic graph. Use the uniqueness of the inverse Dirac operator and its locality

property to deduce that this expression coincides with (4). Use Kolmogorov's extension theorem to show existence of a unique measure on G which specifies as (4) on cylinder events.

3.3 Other results

Free energy. Assume that the infinite bipartite isoradial graph is also periodic, and let $G_1 = G/\mathbb{Z}^2$. In [Ken02b], Kenyon proves an explicit expression for the “logarithm of the normalized log of the Dirac operator”, which has the surprising feature of only depending on rhombus angles of G_1 :

$$\log(\det_1 \bar{\partial}) = \frac{1}{|V(G_1)|} \sum_{e \in E(G_1)} \left(\frac{1}{\pi} L(\theta) + \frac{\theta}{\pi} \log(2 \sin \theta_e) \right).$$

Kenyon conjectures it to be related to the *free energy* of the corresponding dimer model, result that we prove this conjecture in [dT07b].

Gaussian free field. There is a natural way of assigning a height function to dimer configurations of G . In [dT07a], we show that when dimer configurations are chosen with respect to the Gibbs measure of Theorem 4, the fluctuations of the height function are described by a Gaussian Free Field. Note that this proof holds for all dimer models defined on bipartite isoradial graphs, in particular for \mathbb{Z}^2 and the honeycomb lattice.

4 Ising Model

The Ising model, first considered by Lenz [Len20], has been introduced in the physics literature as a model for ferromagnetism. The vertices of a graph $G = (V, E)$ represent atoms in a crystal with magnetic moment reduced to one component that can take two values ± 1 . A *spin configuration* is thus a function σ on V , with values in $\{+1, -1\}$. Magnets with opposite moments tend to repel each other, which has a cost in terms of energy. From these considerations, the *energy* of a configuration σ on a finite graph is defined by:

$$\mathcal{E}(\sigma) = - \sum_{e=uv \in E} J_e \sigma_u \sigma_v,$$

where the positive numbers (J_e) are called *interaction constants*. The probability of a occurrence of a spin-configuration is then defined using the *Ising Boltzmann measure*:

$$P_{\text{Ising}}(\sigma) = \frac{\exp(-\mathcal{E}(\sigma))}{Z_{\text{Ising}}}.$$

The normalising factor, $Z_{\text{Ising}} = \sum_{\sigma} \exp(-\mathcal{E}(\sigma))$ is the *Ising partition function* on G .

If the graph is drawn on an orientable surface with no boundary², then the partition function can be written as a combinatorial sum over contours. There are in fact two well-known such expansions: the so-called *high-temperature expansion* (contours on G) and the *low-temperature expansion* (contours on G^*). The contours in the low-temperature expansion have a nice interpretation in terms of the dual closed curves separating zones of different spins.

The most studied case is the Ising model on (pieces of) regular lattices where the interaction constants are taken to be constant equal to β , the inverse temperature. Kramers and Wannier [KW41a] discovered a duality for the Ising model on the square lattice: the measure on contours on G^* coming from the low-temperature expansion is equal to that obtained by considering the high temperature expansion of the Ising model on G^* at another temperature β^* satisfying $\sinh(2\beta) \sinh(2\beta^*) = 1$. This showed that the self-dual temperature for which $\beta = \beta^* = \log \sqrt{1 + \sqrt{2}}$ is the critical point if this one is unique. Later, Lebowitz and Martin-Löf [LML72] proved that this is indeed the case.

Note that the case of \mathbb{Z}^2 is singular since the graph is isomorphic to its dual. This duality can be generalized to any graph and its dual. For example the low-temperature contour measure for the Ising model on the honeycomb lattice with inverse temperature β is the same as the high-temperature measure for the Ising model on its dual which is the triangular lattice. But using star-triangle transformations, one can go back to the Ising model on the honeycomb lattice. This generalizes the duality we had for the square lattice.

On isoradial graphs, instead of taking the same interaction constants for all edges, it is natural to take J_e to be a function of the angle θ_e . In order to ensure some integrability at the discrete level, we can impose that the Boltzmann weights satisfy the star-triangle relations, yielding a one-parameter family of Z -invariant interaction constants. There is a generalized duality relation: the high temperature expansion on G corresponds to the low temperature expansion on G^* for a dual value of parameter. We qualify as *critical* the interaction constants corresponding to the self-dual value of the parameter, given by the following formula,

$$J(\theta_e) = \frac{1}{2} \log \left(\frac{1 + \sin \theta_e}{\cos \theta_e} \right),$$

and refer to the corresponding Ising model as *critical Z -invariant*. See [Bax89], chapter 7.13 for the parametrization of the star-triangle relation. They coincide with the critical inverse temperatures of the homogeneous triangular, square, and honeycomb lattices for θ_e identically equal to $\frac{\pi}{6}$, $\frac{\pi}{4}$, $\frac{\pi}{3}$ respectively. The Ising model on two-dimensional graphs is in correspondence with other well-known models of statistical mechanics: the dimer model and the q -random cluster model with $q = 2$. We defer the discussion of the correspondence with dimers to Subsection 4.2.

² The correspondence can be extended to surfaces with boundary by including in addition to the closed contours a certain number of paths connected to boundary.

There are essentially two ways of taking the large graph limit of the Ising model. Either you let the mesh tend to zero at the same time as the number of vertices of the graph goes to infinity, in order to get continuous objects in a bounded region of the plane (macroscopic level); or you let the graph tend to infinity, keeping the mesh size fixed, to get a model of statistical mechanics on an infinite graph.

The first approach has been adopted by Chelkak and Smirnov [CSb] to prove conformal invariance of the Ising model on bounded domains of the plane with Dobrushin boundary conditions. The second approach was used by the authors in [BdT10b, BdT10a] to construct a Gibbs measure for the critical Ising model on infinite isoradial graphs.

Before explaining these two approaches, let us mention some works by physicists on the Z -invariant model at and off criticality by Au-Yang and Perk [AYP87, AP04, AP07] and by Martinez [Mar97, Mar98].

4.1 Conformal invariance

Let Ω be a bounded domain of \mathbb{R}^2 , and fix two points a and b on the boundary. For every ε , let G_ε^\diamond be an approximation of Ω by a rhombus-graph³ with rhombi of side length ε . Let also a_ε and b_ε be approximations of a and b , located at the center of half-rhombi on the boundary.

Consider the Ising model on the isoradial graph G_ε corresponding to black vertices of G_ε^\diamond , with Dobrushin boundary conditions, *i.e.* fixed spins $+1$ on one arc from a_ε to b_ε , and -1 on the other. Introduce, following Chelkak and Smirnov [CSb], a twisted version of the partition function, considered as a function on edges of G_ε , or equivalently on inner rhombi of G_ε^\diamond . Let z denote a generic rhombus of G_ε^\diamond ,

$$\tilde{Z}_{G_\varepsilon, a_\varepsilon, z} = \tilde{Z}_\varepsilon(z) = \left(\sin \frac{\theta_z}{2} \right)^{-1} \sum_{\substack{\text{closed contours} \\ + \text{ curve } \gamma: a_\varepsilon \rightsquigarrow z}} \left(\prod_{e: \text{ piece of contour}} \tan \frac{\theta_e}{2} \right) e^{-\frac{i}{2} \text{wind}(\gamma)}$$

where $\text{wind}(\gamma)$ is the winding of the curve γ from a to z . If we remove the prefactor and the contribution of the winding, this would be for $z = b_\varepsilon$ the low temperature expansion of the partition function of the Ising model on Ω_ε with Dobrushin boundary conditions between a_ε and b_ε .

Now define for all inner rhombi z of G_ε^\diamond ,

$$F_{G_\varepsilon, a_\varepsilon, b_\varepsilon}(z) = F_\varepsilon(z) \propto \frac{\tilde{Z}_\varepsilon(z)}{\tilde{Z}_\varepsilon(b_\varepsilon)},$$

up to a multiplicative factor, introduced for technical reasons.

³ On the boundary, we put only half-rhombi such that only “black” vertices are exposed on the boundary.

Chelkak and Smirnov prove that the function F_ε is discrete holomorphic by comparing configurations differing by local arrangements near z , and that it solves some discrete Riemann-Hilbert boundary value problem. They then deduce using approximation results [CSa] that, as $\varepsilon \rightarrow 0$, the function F_ε converges to the function solving the analogue continuous Riemann-Hilbert boundary value problem, which is conformally covariant.

Moreover, they prove that this observable satisfies a martingale property with respect to the growth of the curve from a_ε to b_ε : given the first n steps of the curve ($\gamma_0 = a_\varepsilon, \gamma_1, \dots, \gamma_n$), the expected value of the observable $F_{G_\varepsilon \setminus [\gamma_0, \gamma_{n+1}], \gamma_{n+1}, b_\varepsilon}(z)$ is equal to $F_{G_\varepsilon \setminus [\gamma_0, \gamma_n], \gamma_n, b_\varepsilon}(z)$.

This martingale property together with the convergence to a conformally covariant object is sufficient to imply the convergence of the interface between a and b to a chordal SLE, with parameter $\kappa = 3$.

In the same paper, Chelkak and Smirnov construct another discrete holomorphic observable using not the loops separating clusters of spins, but those separating the clusters in the corresponding random cluster model⁴ with $q = 2$. This observable is a direct generalization of the one introduced by Smirnov in [Smi10] for the square lattice. Again, this observable is discrete holomorphic and satisfies a martingale property. In this case, the scaling limit of the interface is a chordal SLE(16/3).

4.2 The two-dimensional Ising model as a dimer model

It turns out that a general Ising model on a graph drawn on a surface without boundary can be reformulated, through its contour expansion, as a dimer model on a decorated graph. This correspondence is due to Fisher [Fis66]. Since a lot of exact computations can be carried out on the dimer model, this correspondence has been proven to be a useful tool to study the Ising model [MW73] ([Kas67], ...)

The idea is to construct a *decorated version* \mathcal{G} of the graph G with a measure preserving mapping between polygonal contours of G and dimer configurations of \mathcal{G} . This is an example of *holographic reduction* [Val08]. We now present the version used by the authors in [BdT10b, BdT10a], which has the advantage of using decoration with cyclic symmetry. For other versions of Fisher's correspondence, see [Fis66], [Cim10].

The decorated graph, on which the dimer configurations live, is constructed from G as follows. Every vertex of degree k of G is replaced by a *decoration* consisting of $3k$ vertices: a triangle is attached to every edge incident to this vertex, and these triangles are linked by edges in a circular way, see Figure 7 below. This new graph, denoted by \mathcal{G} , is also embedded on the surface without boundary and has vertices of degree 3. It is referred to as the *Fisher graph* of G .

Here comes the correspondence: to any contour configuration C coming from the high-temperature expansion of the Ising model on G , we associate $2^{|V(G)|}$ dimer

⁴ also known as the Fortuin-Kasteleyn percolation.

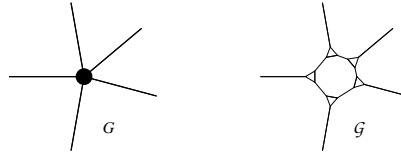


Fig. 7 Left: a vertex of G with its incoming edges. Right: corresponding decoration in \mathcal{G} .

configurations on \mathcal{G} : edges present (resp. absent) in C are absent (resp. present) in the corresponding dimer configuration of \mathcal{G} . Once the state of these edges is fixed, there is, for every decorated vertex, exactly two ways to complete the configuration into a dimer configuration. Figure 8 below gives an example in the case where G is the square lattice \mathbb{Z}^2 .

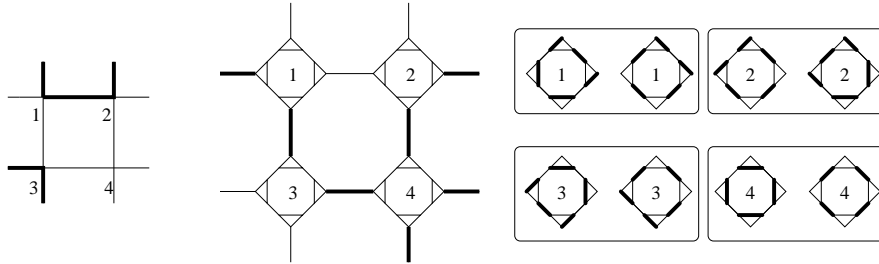


Fig. 8 Polygonal contour of \mathbb{Z}^2 , and corresponding dimer configurations of the Fisher graph.

In order to have a measure preserving mapping with dimers, the dimer weight function v is given for the special case of the Z -invariant critical Ising model by,

$$\begin{cases} v_e = \cot \frac{\theta}{2} & \text{if } e \text{ comes from a rhombus of } G \text{ with half-angle } \theta, \\ v_e = 1 & \text{if } e \text{ belongs to a decoration.} \end{cases}$$

A Kasteleyn matrix K is constructed on \mathcal{G} . One of the main result of [BdT10a] is that its inverse has a ‘local’ expression in the spirit of that obtained by Kenyon in [Ken02b] for the inverse Dirac operator, see also Theorem 3.

Theorem 5 ([BdT10a]). *If x (resp. y) is a vertex of \mathcal{G} and belongs to the decoration corresponding to the vertex \mathbf{x} (resp. \mathbf{y}) of G , then $(K^{-1})_{x,y}$ has the following expression:*

$$(K^{-1})_{x,y} = \frac{1}{4\pi^2} \oint_{C_{x,y}} g_x(\lambda) g_y(-\lambda) \text{Exp}_{\mathbf{x}}(\mathbf{y}; \lambda) \log(\lambda) d\lambda,$$

where g_x (resp. g_y) is a simple rational fraction of λ that depends only on the geometry of the decorated graph in an immediate neighborhood of x (resp. of y), and

the contour of integration $C_{x,y}$ is a simple closed curve containing all poles of the integrand, and avoiding the half-line starting from x in the direction of y .

Then, as for the dimer model, we obtain an explicit expression for a Gibbs measure, and recover the explicit formula for the partition function, obtained by Baxter [Bax86], at the critical point, see [BdT10a] for precise statements.

5 Other models

We briefly discuss now some aspects of other models of statistical mechanics: first some models related to the Laplacian, then the q -Potts model and its random cluster representation, and finally the 6-vertex and 8-vertex models.

5.1 Random walk and the Green function

We already mentioned the Laplace operator on functions of vertices, corresponding to conductances on edges given by $c(e) = c(\theta_e) = \tan \theta_e$. For this particular choice of conductances, the associated random walk is a martingale and the covariance matrix associated to a step is scalar. Up to a time reparametrization, its scaling limit is a standard two-dimensional Brownian motion [CSa, Bef08]. Kenyon [Ken02b] proves a *local formula* for the inverse of the Laplacian, the Green function Δ^{-1} , on an infinite isoradial graph:

$$\forall x, y \in V(G), \quad \Delta_{x,y}^{-1} = -\frac{1}{8i\pi^2} \oint_C \text{Exp}_x(y; \lambda) \frac{\log \lambda}{\lambda} d\lambda.$$

where C is a positively oriented contour containing in its interior all the poles of the discrete exponential function, and the cut of the determination of the logarithm. He also proves precise asymptotics of G , improved in [BØ8]. This Green function gives information on the random walk on G with conductances $\tan \theta$, but can also be used to gather properties of other models from statistical mechanics with an interpretation in terms of electric network, such as random spanning trees.

A *spanning tree* of G is an acyclic connected subgraph of G whose vertex set contains all vertices of G . On a finite graph, if the weight of a spanning tree equals the product of the conductances of its edges, the partition function is given, via Kirchhoff's matrix-tree theorem [Kir47], by the determinant of any principal minor of the Laplacian. One can construct a measure on spanning trees of G as limit of measures on finite graphs where a spanning tree would have a probability proportional to its weight. The statistics of edges present in the random spanning tree are given by a determinantal process on edges: the probability that edges $\{e_1 = v_1 w_1, \dots, e_k = v_k w_k\}$ are present is given by

$$P_{\text{tree}}(\{e_1, \dots, e_k\}) = \left(\prod_{i=1}^k \tan \theta_i \right) \det_{1 \leq i, j \leq k} (H(e_i, e_j)),$$

where H is the impedance transfer matrix [BP93] defined by

$$H(e_i, e_j) = \Delta^{-1}(v_i, v_j) - \Delta^{-1}(v_i, w_j) - \Delta^{-1}(w_i, v_j) + \Delta^{-1}(w_i, w_j).$$

5.2 q -Potts models and the random cluster model

A natural generalization of the Ising model is the Potts model with q states (or colors). Spins at neighboring vertices interact only if they have different colors. The energy of a spin configuration σ is $\mathcal{E}(\sigma) = -\sum_{e=uv \in E} J_e \mathbb{I}_{\sigma_u \neq \sigma_v}$. For $q = 2$, we recover the Ising model. This model can be mapped to the (inhomogeneous) random cluster model [Gri06] as follows:

- spins of different colors are in different percolation clusters,
- neighboring spins sharing an edge e of the same color are connected with probability, $p_e = 1 - e^{-2J_e}$.

Once again, we want the interaction constants to be functions of the half-angle of the corresponding rhombus. It is possible to take them to satisfy the Yang-Baxter equation. Moreover, if we impose a generalized self-duality, then there is a unique choice for the function p [Ken02a]:

$$p(\theta) = \frac{\sqrt{q} \sin(\frac{2r}{\pi} \theta)}{\sin(\frac{2r}{\pi}(\frac{\pi}{2} - \theta)) + \sqrt{q} \sin(\frac{2r}{\pi} \theta)}, \quad \text{with } r = \cos^{-1}(\sqrt{q}/2)$$

Although a formula for the free energy of that model is known [Bax89], little is known except for the case $q = 2$ corresponding to the Ising model.

5.3 6-vertex and 8-vertex models

To conclude, let us briefly mention that the 6- and 8-vertex models, introduced originally on the square lattice, have natural generalization on isoradial graphs, or more precisely on the dual of its rhombic graph $G^{\diamond*}$, which is a 4-regular graph. A configuration of the 6-vertex model (resp. of the 8-vertex model) is an orientation of the edges of $G^{\diamond*}$ such that the number of ingoing edge (and thus of outgoing edges) at each vertex is equal to 2 (resp. is even). These models can be solved through Bethe Ansatz on the square lattice (in the sense that their free energy can be computed [Lie67, Bax71]), and possess a very rich algebraic structure. There are some studies on their Z -invariant generalizations [Bax87, Bax86], but many questions still need to be solved.

References

- AP04. H. Au-Yang and J. H. H. Perk. Q-Dependent Susceptibility in Z-Invariant Pentagrid Ising Model. *ArXiv Condensed Matter e-prints*, September 2004.
- AP07. H. Au-Yang and J. H. H. Perk. Q-Dependent Susceptibilities in Ferromagnetic Quasiperiodic Z-Invariant Ising Models. *Journal of Statistical Physics*, 127:265–286, April 2007.
- AYP87. Helen Au-Yang and Jacques H. H. Perk. Critical correlations in a Z-invariant inhomogeneous ising model. *Physica A: Statistical and Theoretical Physics*, 144(1):44 – 104, 1987.
- B08. Ulrike Bücking. Approximation of conformal mappings by circle patterns. *Geometriae Dedicata*, 137:163–197, 2008. 10.1007/s10711-008-9292-7.
- Bax71. R. J. Baxter. Eight-vertex model in lattice statistics. *Phys. Rev. Lett.*, 26(14):832–833, Apr 1971.
- Bax86. R. J. Baxter. Free-fermion, checkerboard and Z-invariant lattice models in statistical mechanics. *Proc. Roy. Soc. London Ser. A*, 404(1826):1–33, 1986.
- Bax87. R J Baxter. Perimeter bethe ansatz. *Journal of Physics A: Mathematical and General*, 20(9):2557, 1987.
- Bax89. Rodney J. Baxter. *Exactly solved models in statistical mechanics*. Academic Press Inc. [Harcourt Brace Jovanovich Publishers], London, 1989. Reprint of the 1982 original.
- BB04. Michel Bauer and Denis Bernard. CFTs of SLEs: the radial case. *Phys. Lett. B*, 583(3-4):324–330, 2004.
- BdT10a. Cédric Boutillier and Béatrice de Tilière. The critical Z-invariant ising model via dimers: Locality property. *Communications in Mathematical Physics*, pages 1–44, 2010. 10.1007/s00220-010-1151-3.
- BdT10b. Cédric Boutillier and Béatrice de Tilière. The critical Z-invariant ising model via dimers: the periodic case. *Probability Theory and Related Fields*, 147:379–413, 2010. 10.1007/s00440-009-0210-1.
- Bef08. Vincent Beffara. Is critical 2D percolation universal? In *In and out of equilibrium*. 2, volume 60 of *Progr. Probab.*, pages 31–58. Birkhäuser, Basel, 2008.
- BMS05. Alexander I. Bobenko, Christian Mercat, and Yuri B. Suris. Linear and nonlinear theories of discrete analytic functions. Integrable structure and isomonodromic Green’s function. *J. Reine Angew. Math.*, 583:117–161, 2005.
- BP93. Robert Burton and Robin Pemantle. Local characteristics, entropy and limit theorems for spanning trees and domino tilings via transfer-impedances. *The Annals of Probability*, 21(3):pp. 1329–1371, 1993.
- BPZ84. A. A. Belavin, A. M. Polyakov, and A. B. Zamolodchikov. Infinite conformal symmetry in two-dimensional quantum field theory. *Nuclear Phys. B*, 241(2):333–380, 1984.
- BS08. Alexander I. Bobenko and Yuri B. Suris. *Discrete differential geometry*, volume 98 of *Graduate Studies in Mathematics*. American Mathematical Society, Providence, RI, 2008. Integrable structure.
- Cim. D. Cimasoni. Discrete dirac operators on riemann surfaces and kasteleyn matrices. *J. Eur. Math. Soc.*, page to appear.
- Cim10. David Cimasoni. A generalized kacward formula. *Journal of Statistical Mechanics: Theory and Experiment*, 2010(07):P07023, 2010.
- CSa. Dmitry Chelkak and Stanislav Smirnov. Discrete complex analysis on isoradial graphs. *Adv. in Math.*
- CSb. Dmitry Chelkak and Stanislav Smirnov. Universality in the 2d ising model and conformal invariance of fermionic observables. *Inv. Math.*
- DFMS97. Philippe Di Francesco, Pierre Mathieu, and David Sénéchal. *Conformal field theory*. Graduate Texts in Contemporary Physics. Springer-Verlag, New York, 1997.
- dT07a. B. de Tilière. Scaling limit of isoradial dimer models and the case of triangular quadrilateral tilings. In *Annales de l’Institut Henri Poincaré (B) Probability and Statistics*, volume 43, pages 729–750. Elsevier, 2007.

- dT07b. Béatrice de Tilière. Partition function of periodic isoradial dimer models. *Probab. Theory Related Fields*, 138(3-4):451–462, 2007.
- dT07c. Béatrice de Tilière. Quadri-tilings of the plane. *Probab. Theory Related Fields*, 137(3-4):487–518, 2007.
- Duf68. R. J. Duffin. Potential theory on a rhombic lattice. *J. Combinatorial Theory*, 5:258–272, 1968.
- Fis66. M. E. Fisher. On the dimer solution of planar ising models. *Journal of Mathematical Physics*, 7:1776–1781, October 1966.
- FW03. Roland Friedrich and Wendelin Werner. Conformal restriction, highest-weight representations and SLE. *Comm. Math. Phys.*, 243(1):105–122, 2003.
- Gri06. Geoffrey Grimmett. *The random-cluster model*, volume 333 of *Grundlehren der Mathematischen Wissenschaften [Fundamental Principles of Mathematical Sciences]*. Springer-Verlag, Berlin, 2006.
- IW00. Masao Ishikawa and Masato Wakayama. Minor summation formulas of Pfaffians, survey and a new identity. In *Combinatorial methods in representation theory (Kyoto, 1998)*, volume 28 of *Adv. Stud. Pure Math.*, pages 133–142. Kinokuniya, Tokyo, 2000.
- Kas61. P. W. Kasteleyn. The statistics of dimers on a lattice : I. the number of dimer arrangements on a quadratic lattice. *Physica*, 27:1209–1225, December 1961.
- Kas67. P. W. Kasteleyn. Graph theory and crystal physics. In *Graph Theory and Theoretical Physics*, pages 43–110. Academic Press, London, 1967.
- Ken97. Richard Kenyon. Local statistics of lattice dimers. *Ann. Inst. H. Poincaré Probab. Statist.*, 33(5):591–618, 1997.
- Ken00. Richard Kenyon. Conformal invariance of domino tiling. *Ann. Probab.*, 28(2):759–795, 2000.
- Ken02a. Richard Kenyon. An introduction to the dimer model. *Lecture notes ICTP*, 2002.
- Ken02b. Richard Kenyon. The laplacian and dirac operators on critical planar graphs. *Invent. Math.*, 150(2):409–439, 2002.
- Kir47. G. Kirchhoff. über die Auflösung der Gleichungen, auf welche man bei der Untersuchung der linearen Vertheilung galvanischer Ströme geführt wird. *Annalen der Physik*, 148:497–508, 1847.
- Kup98. Greg Kuperberg. An exploration of the permanent-determinant method. *Electron. J. Combin.*, 5:Research Paper 46, 34 pp. (electronic), 1998.
- KW41a. H. A. Kramers and G. H. Wannier. Statistics of the two-dimensional ferromagnet. part i. *Phys. Rev.*, 60(3):252–262, Aug 1941.
- KW41b. H. A. Kramers and G. H. Wannier. Statistics of the two-dimensional ferromagnet. part ii. *Phys. Rev.*, 60(3):263–276, Aug 1941.
- Len20. W Lenz. Beitrag zum verstdnis der magnetischen erscheinungen in festen krpern. *Physikalische Zeitschrift*, 21:613–615, 1920.
- Lie67. E. H. Lieb. Exact solution of the problem of the entropy of two-dimensional ice. *Phys. Rev. Lett.*, 18:692–694, 1967.
- LML72. Joel L. Lebowitz and Anders Martin-Löf. On the uniqueness of the equilibrium state for Ising spin systems. *Comm. Math. Phys.*, 25:276–282, 1972.
- LSW04. Gregory F. Lawler, Oded Schramm, and Wendelin Werner. Conformal invariance of planar loop-erased random walks and uniform spanning trees. *Ann. Probab.*, 32(1B):939–995, 2004.
- Mar97. J. R. Reyes Martinez. Correlation functions for the Z-invariant ising model. *Physics Letters A*, 227(3-4):203 – 208, 1997.
- Mar98. J. R. Reyes Martinez. Multi-spin correlation functions for the Z-invariant ising model. *Physica A: Statistical and Theoretical Physics*, 256(3-4):463 – 484, 1998.
- Mer01. Christian Mercat. Discrete Riemann surfaces and the Ising model. *Comm. Math. Phys.*, 218(1):177–216, 2001.
- MW73. B. McCoy and F. Wu. *The two-dimensional Ising model*. Harvard Univ. Press, 1973.
- PAY06. J.H.H. Perk and H. Au-Yang. Yang-baxter equations. In Jean-Pierre Franoise, Gregory L. Naber, , and Tsou Sheung Tsun, editors, *Encyclopedia of Mathematical Physics*, pages 465 – 473. Academic Press, Oxford, 2006.

- Smi01. Stanislav Smirnov. Critical percolation in the plane: conformal invariance, Cardy's formula, scaling limits. *C. R. Acad. Sci. Paris Sér. I Math.*, 333(3):239–244, 2001.
- Smi10. S. Smirnov. Conformal invariance in random cluster models. i. holomorphic fermions in the ising model. *Ann. Math.*, 172(2):1435–1467, 2010.
- TF61. HNV Temperley and M.E. Fisher. Dimer problem in statistical mechanics-an exact result. *Philosophical Magazine*, 6(68):1061–1063, 1961.
- Val08. Leslie G. Valiant. Holographic algorithms. *SIAM J. Comput.*, 37(5):1565–1594, 2008.