

Tri-vertices and $SU(2)$'s

Amihay Hanany and Noppadol Mekareeya

Theoretical Physics Group, The Blackett Laboratory

Imperial College London, Prince Consort Road

London, SW7 2AZ, UK

Email: a.hanany, n.mekareeya07@imperial.ac.uk

ABSTRACT: We examine a class of $\mathcal{N} = 2$ supersymmetric gauge theories in $(3 + 1)$ dimensions whose Lagrangians are determined by graphs consisting of two building blocks, namely a tri-vertex and a line. A line represents an $SU(2)$ gauge group and a tri-vertex represents a matter field in the trifundamental representation of $SU(2)^3$. These graphs can be topologically classified by the genus and the number of external legs. This paper focuses on the hypermultiplet moduli spaces of the aforementioned theories. We compute the Hilbert series which count all chiral operators on the hypermultiplet moduli space. Several examples show that theories corresponding to different graphs with the same genus and the same number of external legs possess the same Hilbert series. This is in agreement with the conjecture that such theories are related to each other by S-duality. We also give a general expression for the Hilbert series for the graph with any genus and any number of external legs.

Contents

1. Introduction	2
2. Skeleton diagrams of $\mathcal{N} = 2$ gauge theories	3
2.1 The theory with a free trifundamental of $SU(2)^3$	4
2.2 The $SU(2)$ $\mathcal{N} = 4$ gauge theory with two free singlets	4
2.3 $SU(2)$ gauge theory with 4 flavours	6
3. The Kibble branch of the moduli space	7
4. Theories with genus zero	8
4.1 The T_2 theory ($g = 0, e = 3$)	8
4.2 $SU(2)$ gauge theory with 4 flavours ($g = 0, e = 4$)	9
4.2.1 Gluing two T_2 theories.	10
4.2.2 Three phases of $SU(2)$ theory with 4 flavours	12
5. Theories with genus one	13
5.1 The tadpole theory ($g = 1, e = 1$)	13
5.1.1 The tadpole from gluing two legs in the T_2 theory	14
5.2 The theories with genus one and two external legs ($g = 1, e = 2$)	15
5.2.1 The A_1 theory	15
5.2.2 The stickman model	17
6. Theories with zero external legs	18
6.1 The theories with genus two ($g = 2, e = 0$)	18
6.1.1 The dumbbell model	19
6.1.2 The Yin-Yang model	21
6.1.3 The Ying-Yang model from gluing the two legs of the A_1 theory	22
6.2 The theories with genus three ($g = 3, e = 0$)	23
6.2.1 The three-loop linear model	24
7. The general formula for any genus and any external leg	26
7.1 Special case: $e = 0$	27
7.2 Special case: $e = 1$	28
7.3 The total number of generators for any g and e .	29
7.4 The inductive proof of the general formula	29
7.5 The general formula in terms of products	30

A. The unbroken $U(1)^g$ gauge symmetry on the Kibble branch of the theory with genus g	31
A.1 A theory with genus one	31
A.2 A theory with genus g	32

1. Introduction

Recently, a new class of $\mathcal{N} = 2$ superconformal field theories in $(3 + 1)$ dimensions has been explored [1]. These theories are proposed to be the worldvolume theories of M5 branes wrapping Riemann surfaces. In this paper, we focus on the case in which the number of M5 branes is two, so that the gauge groups involved are $SU(2)$'s. These theories can be represented by graphs, called **skeleton diagram**, consisting of lines and trivalent vertices, where a line represents an $SU(2)$ gauge group and a trivalent vertex represents a matter field in the tri-fundamental representation of $SU(2)^3$ (see §2 for more details). Such a graph defines a unique $\mathcal{N} = 2$ Lagrangian in $(3 + 1)$ dimensions. These graphs can be topologically classified by the genus g and the number of external legs e .

In this paper, we focus on the branch of the moduli space parametrised by the vacuum expectation values (VEVs) of the hypermultiplets (called the hypermultiplet moduli space or the **Kibble branch**). Certain quantities of the Kibble branch, such as dimension and some operators, of these theories or related ones have been discussed in, for example, [2, 3, 4, 5]. In this paper, we compute the Hilbert series for the Kibble branch of various skeleton diagrams and show that *it is possible to count all chiral operators for any genus g and any number of external legs e of the skeleton diagram*. This key result is explicitly stated in (7.1).

The Hilbert series is a partition function for the chiral operators in the chiral ring of supersymmetric gauge theories.¹ It can also be used as a primary tool to test various dualities in gauge theories, for example, in [6] the Hilbert series is used in the context of the Argyres-Seiberg duality [7]. In this paper, several examples demonstrate that theories corresponding to different graphs with the same g and e possess the same Hilbert series. This is in agreement with the conjecture that such theories are related to each other by S-duality [1].

The outline and key results of this paper are as follows. In §2, we summarise details of the skeleton diagram and give various simple examples. In §3, we introduce the notion of the Kibble branch of the moduli space and compute the dimension. It

¹There are also other similar quantities such as the superconformal index [8, 9, 10, 4], which is specific to superconformal field theories. It would be interesting to find the relation between the Hilbert series and these quantities.

is found that the dimension of the Kibble branch only depends on the external legs e and not the genus g . In §§4, 5, 6, we compute Hilbert series for various examples. The main results of this paper are collected in §7. These include the general formulae (7.1), (7.18) and (7.19), which are a summary of all the results in this paper.

2. Skeleton diagrams of $\mathcal{N} = 2$ gauge theories

To write down a Lagrangian for a gauge theory with $\mathcal{N} = 2$ supersymmetry it is sufficient to specify the gauge group, under which vector multiplets transform in the adjoint representation, and the representations under which the hypermultiplets transform. In the case that hypermultiplets carry no more than two charges, it is convenient to represent the theory by a **quiver diagram**, whose nodes and lines represent respectively vector multiplets and hypermultiplets. Readers who are not familiar with $\mathcal{N} = 2$ quiver diagrams may wish to consult [6] for further details. However, when hypermultiplets carrying more than two charges, quiver diagrams are not good representatives of such theories. Nevertheless, some of these theories can be represented graphically by **skeleton diagrams**², whose lines are assigned to the vector multiplets and vertices (or nodes) are assigned to hypermultiplets.

This paper deals with an infinite class of $\mathcal{N} = 2$ supersymmetric gauge theories that are constructed by skeleton diagrams with the following simple rules: The graphs are made out of lines and trivalent vertices. Each line (—) represents an $SU(2)$ gauge group, with its length L inversely proportional to its gauge coupling g^2 , *i.e.* $L \sim 1/g^2$. (Therefore, a line with infinite length has zero coupling and therefore corresponds to a global $SU(2)$ symmetry.) Each tri-valent vertex ($\begin{smallmatrix} \diagup \\ \diagdown \end{smallmatrix}$) represents a half-hypermultiplet $\mathcal{Q}_{\alpha\beta\gamma}$ transforming in the $[1; 1; 1]$ representation³ of $SU(2)^3$, where the indices $\alpha, \beta, \gamma = 1, 2$ corresponds to three different $SU(2)$ groups. A skeleton diagram defines a unique $\mathcal{N} = 2$ Lagrangian in $(3 + 1)$ dimensions.

In the $\mathcal{N} = 1$ language, each $\mathcal{N} = 2$ vector multiplet decomposes into an $\mathcal{N} = 1$ vector multiplet and an $\mathcal{N} = 1$ chiral multiplet. Each $\mathcal{N} = 2$ half-hypermultiplet decomposes into an $\mathcal{N} = 1$ chiral multiplet. Finally, the superpotential takes the form of a sum over all nodes with a contribution of each node is

$$\mathcal{Q}_{\alpha\beta\gamma} \mathcal{Q}_{\alpha'\beta'\gamma'} \left(\phi_1^{\alpha\alpha'} \epsilon^{\beta\beta'} \epsilon^{\gamma\gamma'} + \epsilon^{\alpha\alpha'} \phi_2^{\beta\beta'} \epsilon^{\gamma\gamma'} + \epsilon^{\alpha\alpha'} \epsilon^{\beta\beta'} \phi_3^{\gamma\gamma'} \right), \quad (2.1)$$

²These diagrams are also referred to as the ‘generalised quiver diagrams’, first introduced in [1]. In order to avoid a potential confusion with the notion of a quiver, we call such diagrams **skeleton diagrams**.

³In this paper, we denote irreducible representations and their characters by the Dynkin labels (which are highest weights of the corresponding representations). For example, for $SU(2)$, [1] denotes the two-dimensional (fundamental) representation, and [2] denotes the three-dimensional (adjoint) representation. In the case of product groups, we use ; to separate the highest weights of the representations from different groups. For example, $[1; 1; 1]$ of $SU(2)^3$ denotes the tri-fundamental representation of $SU(2)^3$.

where the three sets of indices $\{\alpha, \alpha' = 1, 2\}$, $\{\beta, \beta' = 1, 2\}$, $\{\gamma, \gamma' = 1, 2\}$ correspond to the three different $SU(2)$ groups, and the adjoint chiral multiplets ϕ_1, ϕ_2, ϕ_3 come from the three different $SU(2)$ $\mathcal{N} = 2$ vector multiplets. By convention, infinite lines give rise to adjoint valued mass terms. Note that the superpotential (2.1) is defined up to a constant which is determined by the $\mathcal{N} = 2$ supersymmetry

A motivation of skeleton diagrams comes from the study of $\mathcal{N} = 2$ supersymmetric gauge theories living on M5-branes wrapping Riemann surfaces [1, 11]. In this paper, we focus on the theories with $SU(2)$ symmetries, and so the number of M5-branes involved is two. The topology of the skeleton diagram is the same as that of the corresponding Riemann surface, namely the number of loops of the skeleton diagram is the genus of the Riemann surface and the number of external legs of the skeleton diagram is the number of punctures on the Riemann surface.

Below we give a few examples of the $\mathcal{N} = 2$ theories with their skeleton diagrams.

2.1 The theory with a free trifundamental of $SU(2)^3$

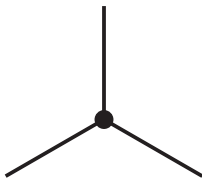


Figure 1: The theory with a free trifundamental field of $SU(2)^3$.

Let us consider the theory with a tri-vertex and three external legs (Figure 1). Each of the three legs corresponds to an $SU(2)$ global symmetry. The vertex corresponds to 8 free, possibly massive, half-hypermultiplets \mathcal{Q}_{ijk} transforming in the trifundamental $[1; 1; 1]$ representation of the $SU(2)^3$ global symmetry. The possible mass terms are

$$W = \mathcal{Q}_{ijk} \mathcal{Q}_{i'j'k'} \left(m_1^{ii'} \epsilon^{jj'} \epsilon^{kk'} + \epsilon^{ii'} m_2^{jj'} \epsilon^{kk'} + \epsilon^{ii'} \epsilon^{jj'} m_3^{kk'} \right), \quad (2.2)$$

where $i, j, k, i', j', k' = 1, 2$. This theory is also known in the literature as **the T_2 theory**. Subsequently, we use this theory as a building block to construct a number of other theories by means of ‘gluing’.

2.2 The $SU(2)$ $\mathcal{N} = 4$ gauge theory with two free singlets

Let us consider the tadpole diagram in Figure 2. This diagram can be obtained by gluing together two external legs in a T_2 theory. As shown in the diagram, this theory has an $SU(2)$ gauge group (corresponding to the loop) and an $SU(2)$ global symmetry (corresponding to the external leg).

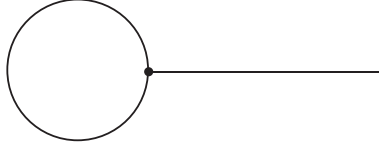


Figure 2: (The tadpole) The $SU(2)$ $\mathcal{N} = 4$ gauge theory with two singlets.

The vertex corresponds to a half-hypermultiplet \mathcal{Q}_{abi} , where $a, b = 1, 2$ are $SU(2)$ gauge indices and $i = 1, 2$ is an $SU(2)$ global index. Let us define the trace of \mathcal{Q} and the traceless part of \mathcal{Q} as

$$\begin{aligned} X_i &\equiv \epsilon^{ab} \mathcal{Q}_{abi} , \\ \varphi_{abi} &\equiv \mathcal{Q}_{abi} - \frac{1}{2} X_i \epsilon_{ab} . \end{aligned} \quad (2.3)$$

Note that, by definition, the half-hypermultiplets φ_i are traceless, *i.e.* $\epsilon^{ab} \varphi_{abi} = 0$. Hence, φ is an $SU(2)$ adjoint hypermultiplet. The vector multiplet of the $SU(2)$ gauge group and the adjoint hypermultiplet φ give rise to an $\mathcal{N} = 4$ gauge theory with an $SU(2)$ gauge group.

On the other hand, the gauge singlet X is a free hypermultiplet which is more conveniently written as two half-hypermultiplets X_1, X_2 transforming in the fundamental representation of the $SU(2)$ global symmetry.

There is also a global $U(1)$ R -symmetry under which the half-hypermultiplets $\mathcal{Q}_{ab,\alpha}$ carries the charge 1 (which is also the scaling dimension).

The representations in which X and φ transform are summarised in Table 1.

Field	Gauge $SU(2)$	Global $SU(2)$	Global $U(1)$
Fugacity:	z	x	t
φ	[2]	[1]	1
X	[0]	[1]	1

Table 1: The hypermultiplets in the tadpole theory.

Let ϕ be the scalar field in the $\mathcal{N} = 2$ $SU(2)$ vector multiplet. In an $\mathcal{N} = 1$ supersymmetric notation, one can write down the superpotential (2.1), including a mass term, as

$$W = \mathcal{Q}_{abi} \mathcal{Q}_{a'b'j} \left(\phi^{aa'} \epsilon^{bb'} \epsilon^{ij} + \epsilon^{aa'} \phi^{bb'} \epsilon^{ij} + \epsilon^{aa'} \epsilon^{bb'} m^{ij} \right) .$$

For simplicity, we set the mass term to zero and obtain

$$W = \mathcal{Q}_{abi} \mathcal{Q}_{a'b'j} \left(\phi^{aa'} \epsilon^{bb'} \epsilon^{ij} + \epsilon^{aa'} \phi^{bb'} \epsilon^{ij} \right) . \quad (2.4)$$

Observe that, by symmetry, the trace $\epsilon^{ab} \mathcal{Q}_{abi} = X_i$ does not contribute to the superpotential. Indeed, X is a free hypermultiplet. One can therefore write down the above superpotential using the traceless part of \mathcal{Q} as

$$W = 2\phi^{aa'} \epsilon^{bb'} \epsilon^{ij} \varphi_{abi} \varphi_{a'b'j} .$$

Note that the factor in front of the superpotential is determined by supersymmetry but is not relevant to the computations done in this paper. We shall henceforth drop this factor and take

$$W = \phi^{aa'} \epsilon^{bb'} \epsilon^{ij} \varphi_{abi} \varphi_{a'b'j} . \quad (2.5)$$

2.3 $SU(2)$ gauge theory with 4 flavours

Consider the skeleton diagram in Figure 3. This diagram can be obtained by ‘gluing’ two T_2 theories along one of the external legs in each diagram.

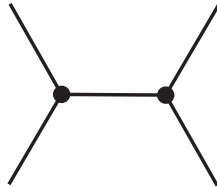


Figure 3: The skeleton diagram of the $SU(2)$ gauge theory with 4 flavours.

The internal line corresponds to the $SU(2)$ gauge group. Each of the four external legs corresponds to an $SU(2)$ global symmetry. The two nodes represent two trifundamental fields $\mathcal{Q}_{i_1 i_2 a}$ and $\tilde{\mathcal{Q}}_{i_3 i_4 a}$ of $SU(2)^3$, where a is an $SU(2)$ gauge index and i_1, i_2, i_3, i_4 are the indices for the four different $SU(2)$ flavour symmetries.

Let ϕ be a scalar field in the $\mathcal{N} = 2$ $SU(2)$ vector multiplet. In an $\mathcal{N} = 1$ supersymmetric language, the superpotential (with mass terms) can be written as

$$W = \mathcal{Q}_{i_1 i_2 a} \mathcal{Q}_{i'_1 i'_2 a'} \left(m_1^{i_1 i'_1} \epsilon^{i_2 i'_2} \epsilon^{aa'} + \epsilon^{i_1 i'_1} m_2^{i_2 i'_2} \epsilon^{aa'} + \epsilon^{i_1 i'_1} \epsilon^{i_2 i'_2} \phi^{aa'} \right) \\ + \tilde{\mathcal{Q}}_{i_3 i_4 a} \tilde{\mathcal{Q}}_{i'_3 i'_4 a'} \left(m_3^{i_3 i'_3} \epsilon^{i_4 i'_4} \epsilon^{aa'} + \epsilon^{i_3 i'_3} m_4^{i_4 i'_4} \epsilon^{aa'} + \epsilon^{i_3 i'_3} \epsilon^{i_4 i'_4} \phi^{aa'} \right) . \quad (2.6)$$

From the following decompositions of $SO(8)$ into $SU(2)^4$:

$$[1, 0, 0, 0]_{SO(8)} = [1; 1; 0; 0] + [0; 0; 1; 1] , \quad (2.7)$$

one can combine $(i_1, i_2), (i_3, i_4)$ into one $SO(8)$ index I , and hence the $SU(2)^4$ global symmetry enhances to $SO(8)$. The 16 half-hypermultiplets $\mathcal{Q}_{i_1 i_2 a}$ and $\tilde{\mathcal{Q}}_{i_3 i_4 a}$ can then be combined into Q_{aI} , which are indeed the quarks in an $SU(2)$ gauge theory with 4 flavours. The quiver diagram of this theory is depicted in Figure 4.



Figure 4: The quiver diagram of the $SU(2)$ gauge theory with 4 flavours.

In $\mathcal{N} = 1$ supersymmetric notation, one can rewrite the superpotential as

$$W = Q_{aI}Q_{bI}\phi^{ab} + \mu^{IJ}Q_{aI}Q_{bJ}\epsilon^{ab} . \quad (2.8)$$

Let us compare (2.6) with (2.8). The mass parameters μ_{IJ} transform in the adjoint representation $[0, 1, 0, 0]$ of $SO(8)$. This can be decomposed into $SU(2)^4$ representations as

$$[0, 1, 0, 0]_{SO(8)} = [1; 1; 1; 1] + [2; 0; 0; 0] + [0; 2; 0; 0] + [0; 0; 2; 0] + [0; 0; 0; 2] . \quad (2.9)$$

We see from (2.6) that the mass parameters $m_1^{i_1 i'_1}$, $m_2^{i_2 i'_2}$, $m_3^{i_3 i'_3}$ and $m_4^{i_4 i'_4}$ transform respectively in the $SU(2)^4$ representations $[2; 0; 0; 0]$, $[0; 2; 0; 0]$, $[0; 0; 2; 0]$ and $[0; 0; 0; 2]$. Therefore, we have the following tensor decomposition:

$$\mu^{IJ} \rightarrow m^{i_1 i_2 i_3 i_4} + m_1^{i_1 i'_1} + m_2^{i_2 i'_2} + m_3^{i_3 i'_3} + m_4^{i_4 i'_4} , \quad (2.10)$$

where the mass parameters $m^{i_1 i_2 i_3 i_4}$ transform in $[1; 1; 1; 1]$ of $SU(2)^4$. Observe that we can set $m^{i_1 i_2 i_3 i_4}$ to zero by an $SO(8)$ transformation.

3. The Kibble branch of the moduli space

Topology of the skeleton diagram. One can classify the skeleton diagrams according to their topological properties, namely the genus g and the number of external legs e . Henceforth, we collect these numbers in an ordered pair (g, e) . Given g and e , the number of internal lines is $3g - 3 + e$ and the number of nodes (and also the number of T_2 building blocks) is the Euler characteristic $\chi = 2g - 2 + e$. Recall that an internal line corresponds to a gauge group and each node corresponds to a trifundamental matter field. Therefore,

$$\begin{aligned} \text{The number of } SU(2) \text{ gauge groups} &= \mathcal{G}(g, e) = 3g - 3 + e , \\ \text{The number of matter fields} &= \chi(g, e) = 2g - 2 + e , \\ \text{The number of } SU(2) \text{ global symmetries} &= e . \end{aligned} \quad (3.1)$$

In $\mathcal{N} = 2$ supersymmetric gauge theories with one gauge group, one typically refers to two branches of the moduli space, namely the Higgs branch and the Coulomb branch. The Higgs branch is the branch on which the gauge group is *completely* broken and the vector multiplet becomes massive via the Higgs mechanism; this branch

is parametrised by the massless gauge singlets of hypermultiplets. The Coulomb branch is, on the other hand, the branch on which the gauge group is broken to a collection of $U(1)$'s and the hypermultiplets generically become massive; this branch is parametrised by complex scalars in the vector multiplet.

However, for the theories with genus $g \geq 1$, the gauge group is not completely broken on the branch which is parametrised by VEVs of hypermultiplets. We conjecture that at a generic point in this branch the $SU(2)^{\mathcal{G}}$ gauge symmetry is broken to $U(1)^g$ (see Appendix A). In order to avoid a potential confusion with the notion of Higgs branch, we refer to this branch of the moduli space as the **Kibble branch**⁴, denoted by \mathcal{K} . Note however that for theories with zero genus $g = 0$, the Kibble branch coincides with the Higgs branch.

Let us compute the dimension of the Kibble branch for theories with genus g and e external legs. Since each T_2 building block contains 8 half-hypermultiplets (or equivalently 4 hypermultiplets) and there are χ of such building blocks, the hypermultiplets have 4χ quaternionic degrees of freedom in total. At a generic point on the Kibble branch the $SU(2)^{\mathcal{G}}$ gauge symmetry is broken to $U(1)^g$, and hence there are $3\mathcal{G} - g$ broken generators. As a result of the Higgs mechanism, the vector multiplet gains $3\mathcal{G} - g$ quaternionic degrees of freedom and become a massive $\mathcal{N} = 2$ vector multiplet. Thus, from (3.1), the $4\chi - (3\mathcal{G} - g) = e + 1$ quaternionic degrees of freedom are left massless. Thus, the quaternionic dimension of the Kibble branch is

$$\dim_{\mathbb{H}} \mathcal{K} = e + 1 . \quad (3.2)$$

This is in agreement with [2]. Note that the dimension of the Kibble branch does not depend on the genus, but depends only on the number of external legs.

4. Theories with genus zero

In this section, we focus on the Hilbert series of theories with genus zero. Below the Hilbert series of these theories are studied in detail.

4.1 The T_2 theory ($g = 0, e = 3$)

It is clear that the moduli space of the T_2 theory is generated by the trifundamental field. Hence, the operators transform in the symmetric powers of $[1; 1; 1]$ of $SU(2)^3$. Thus, the Hilbert series of this theory can be written in an elegant way using the plethystic exponential (PE)

$$g_{T_2}(t; x_1, x_2, x_3) = \text{PE} [[1; 1; 1]t] = \prod_{\epsilon_i = \pm 1} \frac{1}{1 - tx_1^{\epsilon_1} x_2^{\epsilon_2} x_3^{\epsilon_3}} , \quad (4.1)$$

⁴In honour of Professor Tom Kibble's contribution to the theory of spontaneous symmetry breaking.

where x_1, x_2 and x_3 are the fugacities of $SU(2) \times SU(2) \times SU(2)$, and the plethystic exponential PE of a multi-variable function $f(t_1, \dots, t_n)$ that vanishes at the origin, $f(0, \dots, 0) = 0$, is defined as

$$\text{PE}[f(t_1, t_2, \dots, t_n)] = \exp\left(\sum_{k=1}^{\infty} \frac{1}{k} f(t_1^k, \dots, t_n^k)\right). \quad (4.2)$$

This expression (4.1) is manifestly symmetric under any permutation of the 3 external legs. The permutation group S_3 acts on exchanging the legs and the Hilbert series on the Kibble branch is an invariant function of this S_3 . This point is used below to demonstrate the invariance of the Hilbert series on the Kibble branch.

One can rewrite (4.1) in terms of infinite sums of the irreducible representations of $SU(2)^3$ as

$$g_{T_2}(t; x_1, x_2, x_3) = \frac{1}{1-t^4} \sum_{n_1, n_2, n_3, m=0}^{\infty} \left([2n_1 + m; 2n_2 + m; 2n_3 + m] t^{2n_1+2n_2+2n_3+m} + [2n_1 + m + 1; 2n_2 + m + 1; 2n_3 + m + 1] t^{2n_1+2n_2+2n_3+m+3} \right). \quad (4.3)$$

As is shown below, this infinite sum turns out to be more useful for generalisation to any pair (g, e) . In this expression, there are 4 sums, one for each external leg, and one that ‘glues’ all expressions together (without it, the sums would simply factorise).

4.2 $SU(2)$ gauge theory with 4 flavours ($g = 0, e = 4$)

The Hilbert series of this theory is computed in (4.12) of [6]. In terms of $SO(8)$ representations, this can be written as

$$g_{N_c=2, N_f=4}(t, z_1, z_2, z_3, z_4) = \sum_{k=0}^{\infty} [0, k, 0, 0]_{SO(8)} t^{2k}, \quad (4.4)$$

where z_1, z_2, z_3, z_4 are the $SO(8)$ fugacities. The moduli space of this theory is 10 complex dimensional (see *e.g.*, §4.2 of [6]). This is in agreement with (3.2).

A branching rule of $SO(8)$ to $SU(2)^4$. Let us decompose these $SO(8)$ representations into $SU(2)^4$ representations. A map from the $SO(8)$ fugacities to the $SU(2)^4$ can be chosen to be

$$z_1 = x_1 x_2, \quad z_2 = x_2^2, \quad z_3 = x_3 x_2, \quad z_4 = x_4 x_2, \quad (4.5)$$

where x_1, x_2, x_3, x_4 are the four $SU(2)$ fugacities. With such a map, one obtains, *e.g.*

$$\begin{aligned} [1, 0, 0, 0]_{SO(8)} &= [1; 1; 0; 0] + [0; 0; 1; 1], \\ [0, 1, 0, 0]_{SO(8)} &= [1; 1; 1; 1] + [2; 0; 0; 0] + [0; 2; 0; 0] + [0; 0; 2; 0] + [0; 0; 0; 2], \end{aligned} \quad (4.6)$$

etc. The formula (4.4) can be rewritten in terms of $SU(2)$ representations as

$$g_{N_c=2, N_f=4} = \frac{1}{1-t^4} \sum_{n_1, \dots, n_4, m=0}^{\infty} ([2n_1 + m; 2n_2 + m; 2n_3 + m; 2n_4 + m] t^{2n_1+2n_2+2n_3+2n_4+2m} + [2n_1 + m + 1; 2n_2 + m + 1; 2n_3 + m + 1; 2n_4 + m + 1] t^{2n_1+2n_2+2n_3+2n_4+2m+4}) . \quad (4.7)$$

This is a form, which as in (4.3), turns out to be the right form to generalise to any pair (g, e) . This expression is invariant under any permutation of the external legs. The permutation group S_4 acts on exchanging the legs and the Hilbert series on the Kibble branch is an invariant function of this S_4 .

4.2.1 Gluing two T_2 theories.

One can also obtain the $SU(2)$ gauge theory with 4 flavours by gluing two T_2 theories along the external legs. Before obtaining the Hilbert series, let us briefly summarise the gluing technique.

A summary of the gluing technique

In [6], we derive Hilbert series when two Riemann surfaces are glued together along the punctures. Let us briefly summarise the gluing procedure. Suppose that the maximal punctures along which we glue possess the symmetry of a group G , whose fugacities are denoted collectively by z_k . Let the Hilbert series of the theory corresponding to the first Riemann surface be $g_1(t, x_i, z_k)$ and let the one corresponding to the second Riemann surface be $g_2(t, y_j, z_k)$, where x_i, y_j represent a dependence on additional fugacities. The Hilbert series when two Riemann surfaces are glued together is given by

$$g(t, x_i, y_j) = \int d\mu_G(z_k) g_1(t, x_i, z_k) g_{\text{glue}}(t, z_k) g_2(t, y_j, z_k) , \quad (4.8)$$

where the gluing factor (when there is no ‘self-gluing’ involved) is

$$g_{\text{glue}}(t, z_k) = \frac{1}{\text{PE}[Adj(z_k)t^2]} . \quad (4.9)$$

In particular, for the $SU(2)$ group, the gluing factor is given by

$$g_{\text{glue}}(t, z) = \frac{1}{\text{PE}[[2]_z t^2]} = 1 - t^2[2]_z + t^4[2]_z - t^6 , \quad (4.10)$$

where $[2]_z = z^2 + 1 + \frac{1}{z^2}$.

Note however that, when the gluing involves self-gluing of the Riemann surface, the gluing does not take the form (4.9). We demonstrate this point in §5.1.1.

The $SU(2)$ theory with 4 flavours - revisited

Let us suppose that the legs 3 (associated with the fugacity z) of the two T_2 are glued together. To obtain the Hilbert series, we apply the gluing formula (4.8) to the Hilbert series (4.3) of T_2 :

$$\int d\mu_{SU(2)}(z) g_{T_2}(t; x_1, x_2, z) g_{\text{glue}}(t, z) g_{T_2}(t; x_3, x_4, z) . \quad (4.11)$$

The gluing factor and the integration impose a ‘selection rule’ on m . In order to determine which m survive, we use the following identities:

$$\begin{aligned} & \int d\mu_{SU(2)}(z) \sum_{n_3, m, n'_3, m'} g_{\text{glue}}(t, z) [2n_3 + m]_z [2n'_3 + m']_z t^{2n_3+m+2n'_3+m'} = 1 + t^2 - t^4 \\ & \int d\mu_{SU(2)}(z) \sum_{n_3, m, n'_3, m'} g_{\text{glue}}(t, z) [2n_3 + m]_z [2n'_3 + m' + 1]_z t^{2n_3+m+2n'_3+m'+3} = t^4 \\ & \int d\mu_{SU(2)}(z) \sum_{n_3, m, n'_3, m'} g_{\text{glue}}(t, z) [2n_3 + m + 1]_z [2n'_3 + m']_z t^{2n_3+m+2n'_3+m'+3} = t^4 \\ & \int d\mu_{SU(2)}(z) \sum_{n_3, m, n'_3, m'} g_{\text{glue}}(t, z) [2n_3 + m + 1]_z [2n'_3 + m' + 1]_z t^{2n_3+m+2n'_3+m'+6} = t^6 , \end{aligned} \quad (4.12)$$

where the summations are over n_3, m, n'_3, m' from 0 to ∞ and the subscripts z indicates that the characters depend on z . The first and the second identities contribute to the first term in (4.7):

$$\frac{1 + t^2 - t^4}{1 - t^4} + \frac{t^4}{1 - t^4} = \frac{1 + t^2}{1 - t^4} = \frac{1}{1 - t^2} = \sum_{m=0}^{\infty} t^{2m} . \quad (4.13)$$

The third and the fourth identities contribute to the second term in (4.7):

$$\frac{t^4}{1 - t^4} + \frac{t^6}{1 - t^4} = \frac{t^4}{1 - t^2} = \sum_{m=0}^{\infty} t^{2m+4} . \quad (4.14)$$

Hence, we arrive at (4.7), as expected.

Derivation of the identities

(The reader may skip this topic without the loss of continuity.)

We discuss the derivation of the first identity in (4.12); the others can be derived in a similar fashion. Let us first focus on the following expression:

$$\begin{aligned} \mathcal{A} & \equiv \int d\mu_{SU(2)}(z) \sum_{n_3, m, n'_3, m'} [2n_3 + m]_z [2n'_3 + m']_z t^{2n_3+m+2n'_3+m'} \\ & = \sum_{n_3, m, n'_3, m'} \delta_{2n_3+m, 2n'_3+m'} t^{2n_3+m+2n'_3+m'} . \end{aligned} \quad (4.15)$$

For a given value of $2n_3 + m$, there are $\lfloor (2n_3 + m)/2 + 1 \rfloor = n_3 + 1 + \lfloor m/2 \rfloor$ pairs of (n'_3, m') which give non-zero delta functions. Therefore, we have

$$\begin{aligned}
\mathcal{A} &= \sum_{n_3, m, n'_3, m'} \delta_{2n_3+m, 2n'_3+m'} t^{2n_3+m+2n'_3+m'} = \sum_{n_3=0}^{\infty} \sum_{k=0}^{\infty} (n_3 + 1 + \lfloor m/2 \rfloor) t^{4n_3+2m} \\
&= \sum_{n_3=0}^{\infty} \sum_{k=0}^{\infty} (n_3 + 1 + k) t^{4n_3+4k} (1 + t^2) \\
&= \frac{1 + t^4}{(1 - t^4)^2 (1 - t^2)}, \tag{4.16}
\end{aligned}$$

where, in the second line, we considered the two separated cases, $m = 2k$ and $m = 2k + 1$. Next, we consider the expression

$$\begin{aligned}
\mathcal{B} &\equiv \int d\mu_{SU(2)}(z) \sum_{n_3, m, n'_3, m'} [2]_z [2n_3 + m]_z [2n'_3 + m']_z t^{2n_3+m+2n'_3+m'} \\
&= -1 + \sum_{n_3, m, n'_3, m'} (\delta_{2n_3+m, 2n'_3+m'} + \delta_{2n_3+m+2, 2n'_3+m'} + \delta_{2n_3+m, 2n'_3+m'+2}) t^{2n_3+m+2n'_3+m'} \\
&= -1 + \frac{1 + t^4}{(1 - t^4)^2 (1 - t^2)} + 2 \times \frac{2t^2}{(1 - t^2)^3 (1 + t^2)^2} \\
&= \frac{t^2 (5 + 3t^2 - 2t^4 - t^6 + t^8)}{(1 - t^2)^3 (1 + t^2)^2}, \tag{4.17}
\end{aligned}$$

where -1 in the second line compensates the case in which $2n_3 + m = 2n'_3 + m' = 0$. Using the gluing factor (4.9) (with $Adj = [2]$), we find that

$$\begin{aligned}
&\int d\mu_{SU(2)}(z) \sum_{n_3, m, n'_3, m'} g_{\text{glue}}(t, z) [2n_3 + m]_z [2n'_3 + m']_z t^{2n_3+m+2n'_3+m'} \\
&= (1 - t^6) \mathcal{A} - t^2 (1 - t^2) \mathcal{B} = 1 + t^2 - t^4. \tag{4.18}
\end{aligned}$$

4.2.2 Three phases of $SU(2)$ theory with 4 flavours

As pointed out in [1], there are 3 weak coupling limits of an $SU(2)$ gauge theory with 4 flavours. These correspond to the permutations of the labels of the external legs (depicted in Figure 5). They have different origins from the perspective of theories on M5-branes wrapping Riemann surfaces. For example, the theory at the centre of Figure 5 can be obtained from the gluing of two Riemann surfaces; one contains punctures 1 and 3 and the other contains punctures 2 and 4. All of these phases are conjectured to be related to each other by S-duality [1] which states that the IR dynamics of these theories are identical. Indeed, it can easily be seen from (4.7) that the Hilbert series of these three phases are identical, since the permutations of the labels correspond to the permutations of n_1, \dots, n_4 , the dummy variables in the summations.

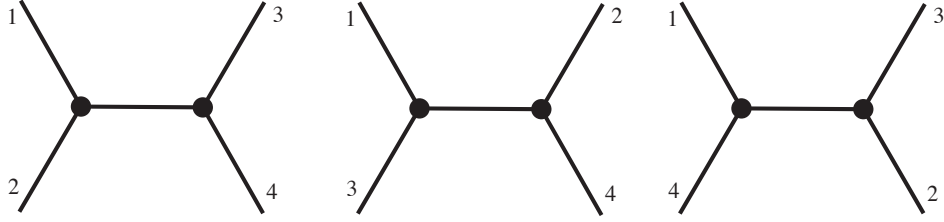


Figure 5: The three weak coupling limits of an $SU(2)$ gauge theory with 4 flavours.

In fact, a stronger version of this duality is that the IR dynamics depends on the pair (g, e) only and not on the specific choice of the Lagrangian. A consistency check of this duality is the set of computations below which demonstrate that the Hilbert series on the Kibble branch is an invariant of S-duality, or alternatively, depends on the choice of the pair (g, e) and not on other details of the skeleton diagram.

5. Theories with genus one

Below the Hilbert series of theories with genus one are studied in detail.

5.1 The tadpole theory ($g = 1, e = 1$)

In this subsection, we compute the Hilbert series of the Kibble branch of the tadpole theory (Figure 2). We translate the $\mathcal{N} = 2$ data into the $\mathcal{N} = 1$ language. Let us denote the scalar in the vector multiplet by ϕ . In the $\mathcal{N} = 1$ language, the superpotential can be written as

$$W = \mathcal{Q}_{abi} \mathcal{Q}_{a'b'j} \left(\phi^{aa'} \epsilon^{bb'} \epsilon^{ij} + \epsilon^{aa'} \phi^{bb'} \epsilon^{ij} \right). \quad (5.1)$$

On the Kibble branch, the field ϕ becomes massive and hence $\langle \phi \rangle = 0$. Therefore, the non-trivial F-terms are

$$(\mathcal{Q}_{abi} \mathcal{Q}_{a'b'j} + \mathcal{Q}_{bai} \mathcal{Q}_{b'a'j}) \epsilon^{bb'} \epsilon^{ij} = 0. \quad (5.2)$$

Using the fugacities according to Table 1, the Hilbert series of the two commuting adjoint fields is

$$\begin{aligned} & (1 - t^2[2; 0] + t^3[0; 1]) \text{PE} [[2; 1]t] \\ &= \frac{1 - t^2(1 + z^2 + \frac{1}{z^2}) + t^3(x + \frac{1}{x})}{(1 - \frac{t}{x})(1 - tx)(1 - \frac{t}{xz^2})(1 - \frac{tx}{z^2})(1 - \frac{tz^2}{x})(1 - txz^2)}, \end{aligned} \quad (5.3)$$

where $[a; b]$ denotes the product of the characters $[a]_z [b]_x$. The F-flat Hilbert series is then given by

$$\begin{aligned} \mathcal{F}^\flat(t, z, x) &= (1 - t^2[2; 0] + t^3[0; 1]) \text{PE} [[2; 1]t + [0; 1]t] \\ &= \frac{1 - t^2(1 + z^2 + \frac{1}{z^2}) + t^3(x + \frac{1}{x})}{(1 - \frac{t}{x})^2 (1 - tx)^2 (1 - \frac{t}{xz^2}) (1 - \frac{tx}{z^2}) (1 - \frac{tz^2}{x}) (1 - txz^2)}. \end{aligned} \quad (5.4)$$

Integrating over the $SU(2)$ gauge group, one obtains the Kibble branch Hilbert series

$$\begin{aligned}
g_{\text{tadpole}}(t, x) &= \frac{1 - t^4}{(1 - tx)(1 - \frac{t}{x})(1 - t^2)(1 - t^2x^2)(1 - \frac{t^2}{x^2})} \\
&= (1 - t^4)\text{PE} [[1]t + [2]t^2] \\
&= \frac{1}{1 - t^4} \sum_{n_1, n_2, m=0}^{\infty} ([2n_1 + m]t^{2n_1+m} + [2n_1 + m + 1]t^{2n_1+2n_2+m+3}) .
\end{aligned} \tag{5.5}$$

The Kibble branch is therefore a 4 complex dimensional complete intersection. The generators are X at order t and

$$M_{ij} = \epsilon^{aa'} \epsilon^{bb'} \mathcal{Q}_{abi} \mathcal{Q}_{a'b'j} \tag{5.6}$$

at order t^2 . The relation at order t^4 is

$$\det M = 0 . \tag{5.7}$$

Note that the Kibble branch is actually $\mathbb{C}^2/\mathbb{Z}_2 \times \mathbb{C}^2$, where $\mathbb{C}^2/\mathbb{Z}_2$ is generated by $M_{\alpha\beta}$ and \mathbb{C}^2 is generated by the two gauge singlet X_α . This can also be seen from the fact that the Hilbert series of $\mathbb{C}^2/\mathbb{Z}_2 \times \mathbb{C}^2$ given by the discrete Molien formula (see *e.g.* [12]):

$$\begin{aligned}
g_{\mathbb{C}^2/\mathbb{Z}_2 \times \mathbb{C}^2}(t, x) &= \frac{1}{2} \left[\frac{1}{(1 - \frac{t}{x})(1 - tx)} + \frac{1}{(1 + \frac{t}{x})(1 + tx)} \right] \times \frac{1}{(1 - \frac{t}{x})(1 - tx)} \\
&= (1 - t^4)\text{PE} [[1]t + [2]t^2] .
\end{aligned} \tag{5.8}$$

is equal to the Hilbert series (5.5).

5.1.1 The tadpole from gluing two legs in the T_2 theory

It is clear from the skeleton diagram that the tadpole comes from gluing two legs of the T_2 theory. Let us derive the corresponding gluing factor. Starting from (4.1), we glue the legs 1 and 2 together (*i.e.* set $x_1 = x_2 = z$ and take $x_3 = x$); we then obtain

$$[1; 1; 1] \equiv ([1]_z[1]_z)[1]_x = ([2]_z + [0]_z)[1]_x \equiv [2; 1] + [0; 1] , \tag{5.9}$$

where $[a, b] = [a]_z[b]_x$. Observe that this is actually the representation in the plethystic exponential (5.4). Hence, from (5.4), it is immediate that the gluing factor is

$$g_{\text{glue}}(t, z, x) = 1 - t^2[2; 0] + t^3[0; 1] . \tag{5.10}$$

Let us comment on the gluing factor as follows:

- This process involves self-gluing. The gluing factor is different from (4.9).

- Whenever the self-gluing gets involved, the gluing factor is no longer local. As can be seen from (5.10), the gluing factor does not depend only on z , the variable associated with the two legs we glue, but it depends also on x , the variable associated with the third leg which is not involved in the gluing.
- When there is no self-gluing involved, the gluing is a local process and the gluing factor is given by (4.9).

5.2 The theories with genus one and two external legs ($g = 1, e = 2$)

Below the Hilbert series of theories with genus one and two external legs are studied in detail.

5.2.1 The A_1 theory

In this subsection, we focus on the theory with the A_1 quiver, whose skeleton diagram is depicted in Figure 6. The two $SU(2)$ gauge groups are represented by the upper and lower arcs. The two external legs represent the two $SU(2)$ baryonic symmetries, $SU(2)_{B_1}$ and $SU(2)_{B_2}$. The quiver diagram of the A_1 theory is given by Figure 7.

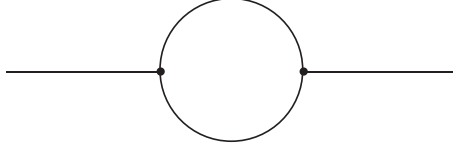


Figure 6: The skeleton diagram of the A_1 theory.



Figure 7: The $\mathcal{N} = 2$ quiver diagram of the A_1 theory.

Let ϕ_1 and ϕ_2 be the scalar fields in the two $\mathcal{N} = 2$ $SU(2)$ vector multiplets. In an $\mathcal{N} = 1$ notation, the superpotential can be written according to (2.1) as

$$\begin{aligned}
 W = & \mathcal{Q}_{a_1 a_2 i_1} \mathcal{Q}_{a'_1 a'_2 i'_1} (\phi_1^{a_1 a'_1} \epsilon^{a_2 a'_2} \epsilon^{i_1 i'_1} + \epsilon^{a_1 a'_1} \phi_2^{a_2 a'_2} \epsilon^{i_1 i'_1}) \\
 & + \tilde{\mathcal{Q}}_{a_1 a_2 i_2} \tilde{\mathcal{Q}}_{a'_1 a'_2 i'_2} (\phi_1^{a_1 a'_1} \epsilon^{a_2 a'_2} \epsilon^{i_2 i'_2} + \epsilon^{a_1 a'_1} \phi_2^{a_2 a'_2} \epsilon^{i_2 i'_2}) , \quad (5.11)
 \end{aligned}$$

where for simplicity the mass terms of \mathcal{Q} and $\tilde{\mathcal{Q}}$ are set to zero.

The F-terms. We first start from the F-terms of the A_1 theory. Since we focus on the Kibble branch, the vacuum expectation values of ϕ_1 and ϕ_2 are zero. Therefore, the non-trivial F-terms associated with the Kibble branch are the derivatives of the superpotential with respect to ϕ_1 and ϕ_2 . The F-terms can be written as

$$\begin{aligned}\mathcal{F}_{a_1 a'_1}^1 &= (\mathcal{Q}_{a_1 a_2 i_1} \mathcal{Q}_{a'_1 a'_2 i'_1} \epsilon^{i_1 i'_1} + \tilde{\mathcal{Q}}_{a_1 a_2 i_2} \tilde{\mathcal{Q}}_{a'_1 a'_2 i'_2} \epsilon^{i_2 i'_2}) \epsilon^{a_2 a'_2} = 0 , \\ \mathcal{F}_{a_2 a'_2}^2 &= (\mathcal{Q}_{a_1 a_2 i_1} \mathcal{Q}_{a'_1 a'_2 i'_1} \epsilon^{i_1 i'_1} + \tilde{\mathcal{Q}}_{a_1 a_2 i_2} \tilde{\mathcal{Q}}_{a'_1 a'_2 i'_2} \epsilon^{i_2 i'_2}) \epsilon^{a_1 a'_1} = 0 .\end{aligned}\quad (5.12)$$

Dimension. Now let us compute the dimension of the F-flat space (*i.e.* the space of the F-term solutions). Since there are two nodes in the skeleton diagrams, there are $8 + 8 = 16$ half-hypermultiplets, corresponding to 16 complex dimensional space. The F-terms impose 5 complex relations. Hence, the F-flat space is $16 - 5 = 11$ complex dimensional. Due to the $\mathcal{N} = 2$ supersymmetry, the D-terms also impose 5 complex relations. Hence, the Kibble branch is $11 - 5 = 6$ complex dimensional, in agreement with (3.2).

The Hilbert series of the F-flat space. This is given by

$$\mathcal{F}^\flat(t, z_1, z_2, x_1, x_2) = \mathcal{C}(t, z_1, z_2, x_1, x_2) \text{PE} [[1; 1; 1; 0]t + [1; 1; 0; 1]t] , \quad (5.13)$$

where $[a; b; c; d] = [a]_{z_1} [b]_{z_2} [c]_{x_1} [d]_{x_2}$ and

$$\begin{aligned}\mathcal{C} &= 1 - t^2 ([2; 0; 0; 0] + [0; 2; 0; 0]) + t^4 ([2; 2; 0; 0] + [2; 0; 0; 0] + [0; 2; 0; 0] + [0; 0; 1; 1]) \\ &\quad - t^5 ([1; 1; 1; 0] + [1; 1; 0; 1]) - t^6 ([2; 2; 0; 0] + 1) + t^7 ([1; 1; 1; 0] + [1; 1; 0; 1]) \\ &\quad - t^8 ([0; 0; 1; 1] + 1) .\end{aligned}\quad (5.14)$$

Setting $z_1 = z_2 = x_1 = x_2 = 1$, we obtain the unrefined Hilbert series:

$$\mathcal{F}^\flat(t, 1, 1, 1, 1) = \frac{(1+t)(1+4t+5t^2)}{(1-t)^{11}} . \quad (5.15)$$

The pole at $t = 1$ is at order 11, so the F-flat space is 11 dimensional as expected.

The Kibble branch Hilbert series. This can be obtained by integrating over the gauge fugacities:

$$g_{A_1}(t, x_1, x_2) = \int d\mu_{SU(2)}(z_1) d\mu_{SU(2)}(z_2) \mathcal{F}^\flat(t, z_1, z_2, x_1, x_2) , \quad (5.16)$$

where the Haar measure of $SU(2)$ is

$$\int d\mu_{SU(2)}(z) = \oint_{|z|=1} \frac{1-z^2}{z} dz . \quad (5.17)$$

Evaluating this integral, one obtain a rational function of t, x_1, x_2 whose power series is given by

$$g_{A_1}(t, x_1, x_2) = \frac{1}{1-t^4} \sum_{n_1, n_2, m=0}^{\infty} [2n_1 + m; 2n_2 + m] t^{2n_1+2n_2+2m} + [2n_1 + m + 1; 2n_2 + m + 1] t^{2n_1+2n_2+2m+4} . \quad (5.18)$$

Note that this expression is invariant under a permutation of the two external legs. The permutation group S_2 acts on exchanging the legs and the Hilbert series on the Kibble branch is an invariant function of this S_2 .

The unrefined Hilbert series is

$$g_{A_1}(t, 1, 1) = \frac{(1+t^2)(1+3t^2+t^4)}{(1-t^2)^6} . \quad (5.19)$$

Note that the Kibble branch is indeed 6 complex dimensional, as expected. The plethystic logarithm of (5.18) is given by

$$\text{PL}[g_{A_1}(t, x_1, x_2)] = t^2([2; 0] + [1; 1] + [0; 2]) - t^4([1; 1] + 2[0; 0]) + \dots . \quad (5.20)$$

The generators are listed in Table 2.

Since $SU(2) \times SU(2) \cong SO(4)$, it can be seen the generators transform in the 10 dimensional second rank symmetric representation⁵ (*i.e.* $[2, 2] + [0, 0]$) of $SO(4)$.

Representation of the global $SU(2) \times SU(2)$	Generators
$[2; 0]$	$M_{i_1 i'_1}^{[2;0]} = \epsilon^{a_1 a'_1} \epsilon^{a_2 a'_2} \mathcal{Q}_{a_1 a_2 i_1} \mathcal{Q}_{a'_1 a'_2 i'_1}$
$[1; 1]$	$M_{i_1 i'_2}^{[1;1]} = \epsilon^{a_1 a'_1} \epsilon^{a_2 a'_2} \mathcal{Q}_{a_1 a_2 i_1} \tilde{\mathcal{Q}}_{a'_1 a'_2 i'_2}$
$[0; 2]$	$M_{i_2 i'_2}^{[0;2]} = \epsilon^{a_1 a'_1} \epsilon^{a_2 a'_2} \tilde{\mathcal{Q}}_{a_1 a_2 i_2} \tilde{\mathcal{Q}}_{a'_1 a'_2 i'_2}$

Table 2: The generators of the A_1 theory and the representations in which they transform.

Note that the A_1 theory with the $U(2) \times U(2)$ gauge group is considered in §4.2 of [13], where two generators, namely $M_{12}^{[1;1]}$ and $M_{21}^{[1;1]}$, are set to be equal due to imposing the F-term relation for the $U(1)$ part. However, such a relation is not imposed in our analysis.

5.2.2 The stickman model

The skeleton diagram of the stickman model is depicted in Figure 8. This model can be obtained from gluing the tadpole theory with the T_2 theory along the external legs.

⁵We denote the $SO(4)$ 2-dimensional spinor representation and its conjugate respectively by $[1, 0]$ and $[0, 1]$. Therefore, the $SO(4)$ vector representation is $[1, 1]$, and the second rank symmetric traceless representation is $[2, 2]$.



Figure 8: The stickman model

The Hilbert series can be obtained as follows:

$$g_{\text{man}}(t, x_1, x_2) = \int d\mu_{SU(2)}(z) g_{T_2}(t, x_1, x_2, z) g_{\text{glue}}(t, z) g_{\text{tadpole}}(t, z), \quad (5.21)$$

where g_{T_2} is given by (4.3), g_{tadpole} is given by (5.5), and the gluing factor g_{glue} is given by (4.9). In order to evaluate this integral, we use the identities (4.12) and follow (4.13) and (4.14). The result is

$$g_{\text{man}}(t, x_1, x_2) = \frac{1}{1-t^4} \sum_{n_1, n_2, m=0}^{\infty} [2n_1 + m; 2n_2 + m] t^{2n_1 + 2n_2 + 2m} + [2n_1 + m + 1; 2n_2 + m + 1] t^{2n_1 + 2n_2 + 2m + 4}. \quad (5.22)$$

Note that (5.22) is equal to (5.18). This is a consistency check of the duality conjecture.

6. Theories with zero external legs

In this section, we focus on the theories with no external legs. This class of theories has a number of interesting features. Let us mention one of them as follows. From (3.2), the Kibble branch of these theories is 2 complex dimensional, or equivalently 1 quaternionic dimensional. Note that a non-compact hyperKähler manifold with 1 quaternionic dimension is also known as the asymptotic locally Euclidean (ALE) space. Hence, we expect the Kibble branch of the theories with no external leg to be \mathbb{C}^2/Γ , where Γ is a finite subgroup of $SU(2)$. Later we show that $\Gamma = \hat{D}_{g+1}$ for g the genus of the skeleton diagram.

In the subsequent subsections, we discuss this class of theories in detail.

6.1 The theories with genus two ($g = 2, e = 0$)

There are two skeleton diagrams corresponding to ($g = 2, e = 0$). The first one, which we will refer to as the **Yin-Yang diagram**⁶, is depicted in Figure 9(i). The corresponding quiver diagram is given in Figure 9(ii). The $SO(4) = SU(2) \times SU(2)$ gauge

⁶The name comes from the Yin-Yang symbol .

group comes from the two $SU(2)$ gauge groups corresponding to the left and the right arcs in the skeleton diagram. The two lines correspond to the 8 half-hypermultiplets (*i.e.* two nodes in the skeleton diagram). The second skeleton diagram, which we will refer to as the **dumbbell diagram**, is depicted in Figure 10.

We subsequently compute the Hilbert series of the Yin-Yang model and the dumbbell model and show that they are equal. This again demonstrates that the Kibble branch depends only on the topology of the skeleton diagram, but not on other details of the diagram.

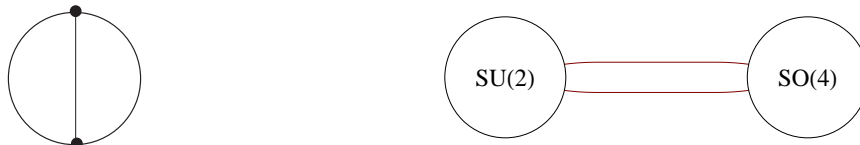


Figure 9: (i) A skeleton diagram with $(g = 2, e = 0)$. We refer to this diagram as the **Yin-Yang diagram**. (ii) The corresponding quiver digram. The $SO(4) = SU(2) \times SU(2)$ gauge group arises from the two $SU(2)$ gauge groups corresponding to the left and the right arcs in the skeleton diagram. The two lines corresponds to the 8 half-hypermultiplets (two nodes in the skeleton diagram).

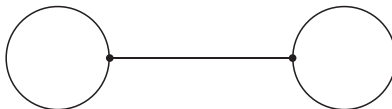


Figure 10: (Dumbbell) Another skeleton diagram with $(g = 2, e = 0)$.

6.1.1 The dumbbell model

The skeleton of the dumbbell model is depicted in Figure 10. This model can be obtained by gluing the tails of two tadpoles. Therefore, the Hilbert series of the Kibble branch of this model is

$$\begin{aligned}
 g_D(t) &= \int d\mu_{SU(2)}(z) g_{\text{tadpole}}(t, z) g_{\text{glue}}(t, z) g_{\text{tadpole}}(t, z) \\
 &= \oint_{|z|=1} \frac{dz}{z} (1 - z^2) \frac{(1 - t^4)^2 \text{PE} [2[1]_z t + 2[2]_z t^2]}{\text{PE} [[2]_z t^2]} \\
 &= \frac{1 - t^8}{(1 - t^2)(1 - t^4)^2} .
 \end{aligned} \tag{6.1}$$

where the gluing factor $g_{\text{glue}}(t, z)$ is given by (4.10) and $g_{\text{tadpole}}(t, z)$ is given by (5.5). Observe that the Kibble branch is a two complex dimensional complete intersection. There is one generator at order t^2 , two generators at order t^4 , and one relation at order t^8 . Note that this is the Hilbert series of \mathbb{C}^2/\hat{D}_3 [12].

The generators of the moduli space

The dumbbell model has three $SU(2)$ gauge groups: one corresponds to the left loop (denoted by $SU(2)_1$), one corresponds to the line (denoted by $SU(2)_2$), and one corresponds to the right loop (denoted by $SU(2)_3$). In an $\mathcal{N} = 1$ notation, the matter content is tabulated in Table 3. The superpotential, according to (2.1), is

$$W = \mathcal{Q}_{a_1 b_1 a_2} \mathcal{Q}_{a'_1 b'_1 a'_2} (\phi_1^{a_1 a'_1} \epsilon^{b_1 b'_1} \epsilon^{a_2 a'_2} + \epsilon^{a_1 a'_1} \phi_1^{b_1 b'_1} \epsilon^{a_2 a'_2} + \epsilon^{a_1 a'_1} \epsilon^{b_1 b'_1} \phi_2^{a_2 a'_2}) \\ + \tilde{\mathcal{Q}}_{a_3 b_3 a_2} \tilde{\mathcal{Q}}_{a'_3 b'_3 a'_2} (\phi_3^{a_3 a'_3} \epsilon^{b_3 b'_3} \epsilon^{a_2 a'_2} + \epsilon^{a_3 a'_3} \phi_3^{b_3 b'_3} \epsilon^{a_2 a'_2} + \epsilon^{a_3 a'_3} \epsilon^{b_3 b'_3} \phi_2^{a_2 a'_2}) . \quad (6.2)$$

Field	Gauge $SU(2)_1$	Gauge $SU(2)_2$	Gauge $SU(2)_3$
$\phi_1^{a_1 a'_1}$	[2]	[0]	[0]
$\mathcal{Q}_{a_1 b_1 a_2}$	[2] + [0]	[1]	[0]
$\phi_2^{a_2 a'_2}$	[0]	[2]	[0]
$\phi_3^{a_3 a'_3}$	[0]	[0]	[2]
$\tilde{\mathcal{Q}}_{a_3 b_3 a_2}$	[0]	[1]	[2] + [0]

Table 3: The matter content in the $\mathcal{N} = 1$ language of the dumbbell theory.

Note that on the Kibble branch the VEVs of ϕ_1, ϕ_2, ϕ_3 are zero. Hence, the non-trivial F-terms come from the derivatives of ϕ_1, ϕ_2, ϕ_3 :

$$\epsilon^{b_1 b'_1} \epsilon^{a_2 a'_2} (\mathcal{Q}_{a_1 b_1 a_2} \mathcal{Q}_{a'_1 b'_1 a'_2} + \mathcal{Q}_{b_1 a_1 a_2} \mathcal{Q}_{b'_1 a'_1 a'_2}) = 0 , \\ \epsilon^{a_1 a'_1} \epsilon^{b_1 b'_1} \mathcal{Q}_{a_1 b_1 a_2} \mathcal{Q}_{a'_1 b'_1 a'_2} + \epsilon^{a_3 a'_3} \epsilon^{b_3 b'_3} \tilde{\mathcal{Q}}_{a_3 b_3 a_2} \tilde{\mathcal{Q}}_{a'_3 b'_3 a'_2} = 0 , \\ \epsilon^{b_3 b'_3} \epsilon^{a_2 a'_2} (\tilde{\mathcal{Q}}_{a_3 b_3 a_2} \tilde{\mathcal{Q}}_{a'_3 b'_3 a'_2} + \tilde{\mathcal{Q}}_{b_3 a_3 a_2} \tilde{\mathcal{Q}}_{b'_3 a'_3 a'_2}) = 0 . \quad (6.3)$$

The generator at order t^2 is

$$M = \epsilon^{a_1 b_1} \epsilon^{a_2 a'_2} \epsilon^{a_3 b_3} \mathcal{Q}_{a_1 b_1 a_2} \tilde{\mathcal{Q}}_{a_3 b_3 a'_2} . \quad (6.4)$$

The generators at order t^4 are

$$\mathcal{B}_1 = \epsilon^{a_1 b_1} \epsilon^{a'_1 b'_1} \epsilon^{a_2 b_2} \epsilon^{a'_2 b'_2} \mathcal{Q}_{a_1 b_1 a_2} U_{b_2 b'_2} \mathcal{Q}_{a'_1 b'_1 a'_2} , \\ \mathcal{B}_2 = \epsilon^{a_1 b_1} \epsilon^{a'_3 b'_3} \epsilon^{a_2 b_2} \epsilon^{a'_2 b'_2} \mathcal{Q}_{a_1 b_1 a_2} U_{b_2 b'_2} \tilde{\mathcal{Q}}_{a'_3 b'_3 a'_2} . \quad (6.5)$$

where

$$U_{a_2 a'_2} = \epsilon^{a_1 a'_1} \epsilon^{b_1 b'_1} \mathcal{Q}_{a_1 b_1 a_2} \mathcal{Q}_{a'_1 b'_1 a'_2} . \quad (6.6)$$

Note that by the second F-terms in (6.3), it follows that

$$\epsilon^{a_3 a'_3} \epsilon^{b_3 b'_3} \tilde{\mathcal{Q}}_{a_3 b_3 a_2} \tilde{\mathcal{Q}}_{a'_3 b'_3 a'_2} = -U_{a_2 a'_2} . \quad (6.7)$$

Other order 4 operators can be expressed in terms of M, \mathcal{B}_1 and \mathcal{B}_2 as follows:

- Using (6.6) and the first F-terms in (6.3), we obtain

$$\det U = \frac{1}{2} \epsilon^{a_2 b_2} \epsilon^{a'_2 b'_2} U_{a_2 a'_2} U_{b_2 b'_2} = \frac{1}{2} \mathcal{B}_1. \quad (6.8)$$

- Consider the operator

$$\tilde{\mathcal{B}}_1 = \epsilon^{a_3 b_3} \epsilon^{a'_3 b'_3} \epsilon^{a_2 b_2} \epsilon^{a'_2 b'_2} \tilde{\mathcal{Q}}_{a_3 b_3 a_2} U_{b_2 b'_2} \tilde{\mathcal{Q}}_{a'_3 b'_3 a'_2}. \quad (6.9)$$

From (6.7) and (6.8), we have

$$\tilde{\mathcal{B}}_1 = -\epsilon^{a_2 b_2} \epsilon^{a'_2 b'_2} U_{a_2 a'_2} U_{b_2 b'_2} = -\mathcal{B}_1. \quad (6.10)$$

The relation between the generators

In order to obtain the relation, we start from the following identity which is true for any symmetric matrix U_{ab} .

$$(\epsilon^{ab} A_a B_b)^2 \det U + (\epsilon^{aa'} \epsilon^{bb'} A_a U_{a'b'} B_b)^2 - (\epsilon^{aa'} \epsilon^{bb'} A_a U_{a'b'} A_b) (\epsilon^{cc'} \epsilon^{dd'} B_c U_{c'd'} B_d) = 0. \quad (6.11)$$

Taking U to be as in (6.6) and taking

$$A_{a_2} = \epsilon^{a_1 b_1} \mathcal{Q}_{a_1 b_1 a_2}, \quad B_{a_2} = \epsilon^{a_3 b_3} \mathcal{Q}_{a_3 b_3 a_2}, \quad (6.12)$$

we obtain

$$M^2 \det U + \mathcal{B}_2^2 - \mathcal{B}_1 \tilde{\mathcal{B}}_1 = 0. \quad (6.13)$$

Substituting in it the identities (6.8) and (6.10), we obtain

$$2M^2 \mathcal{B}_1 + \mathcal{B}_1^2 + \mathcal{B}_2^2 = 0. \quad (6.14)$$

Note that this is indeed the relation of \mathbb{C}^2/\hat{D}_3 .⁷

6.1.2 The Yin-Yang model

In this subsection, we compute the Hilbert series of the Yin-Yang model from the $\mathcal{N} = 1$ quiver diagram depicted in Figure 11. The bi-fundamental hypermultiplets are denoted by Q_i^a and q_i^a , where we use $a, b, c = 1, 2$ to denote the $SU(2)$ indices and $i, j, k = 1, \dots, 4$ to denote the $SO(4)$ indices. The adjoint fields in $SU(2)$ and $SO(4)$ are denoted respectively by φ and ψ . The superpotential is

$$W = (\epsilon_{ab} Q_i^a \psi^{ij} Q_j^b - \delta^{ij} Q_i^a \varphi_{ab} Q_j^b) + (\epsilon_{ab} q_i^a \psi^{ij} q_j^b - \delta^{ij} q_i^a \varphi_{ab} q_j^b), \quad (6.15)$$

where the $SU(2)$ indices are raised and lowered using the epsilon symbol and the $SO(4)$ indices are raised and lowered using Kronecker's delta.

⁷Note that the relation for \mathbb{C}^2/\hat{D}_3 can be written as $u^2 + v^2 w = w^2$ (see *e.g.* [12]), where in this case $u = i\mathcal{B}_2, v = \sqrt{2}M, w = -\mathcal{B}_1$.

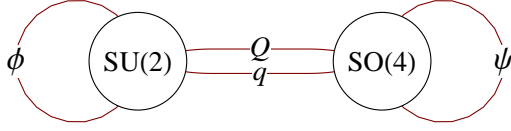


Figure 11: The $\mathcal{N} = 1$ quiver digram of the Yin-Yang model. The superpotential is given by $W = (Q \cdot \psi \cdot Q - Q \cdot \varphi \cdot Q) + (q \cdot \psi \cdot q - q \cdot \varphi \cdot q)$.

The F-flat space. Since we focus on the Kibble branch, the vacuum expectation values of φ and ψ are zero. Therefore, the non-trivial F-terms associated with the Kibble branch are the derivatives of the superpotential with respect to φ and ψ :

$$\begin{aligned} (\mathcal{F}_\varphi)^{ab} &= \delta^{ij}(Q_i^a Q_j^b + q_i^a q_j^b) = 0, \\ (\mathcal{F}_\psi)_{ij} &= \epsilon_{ab}(Q_i^a Q_j^b + q_i^a q_j^b) = 0. \end{aligned} \quad (6.16)$$

The F-flat space is 9 complex dimensional. The fully refined Hilbert series (with the $SU(2)$ gauge fugacity z and $SO(4)$ gauge fugacities w_1, w_2) is too long to be reported here. Setting all of the gauge fugacities to unity, we obtain the unrefined Hilbert series

$$\mathcal{F}^b(t, z = 1, w_1 = w_2 = 1) = \frac{1 + 7t + 19t^2 + 21t^3 + 7t^4 + t^5}{(1 - t)^9}. \quad (6.17)$$

The Kibble branch Hilbert series. This can be obtained as follows.

$$g_{YY}(t) = \int d\mu_{SU(2)}(z) d\mu_{SO(4)}(w_1, w_2) \mathcal{F}^b(t, z, w_1, w_2), \quad (6.18)$$

where

$$\int \mu_{SO(4)}(w_1, w_2) = \oint_{|w_1|=1} \frac{dw_1}{w_1} \oint_{|w_2|=1} \frac{dw_2}{w_2} \left(1 - \frac{w_1}{w_2}\right) (1 - w_1 w_2). \quad (6.19)$$

The result of the integrations is

$$g_{YY}(t) = \frac{1 - t^8}{(1 - t^2)(1 - t^4)^2} = \frac{1 + t^4}{(1 - t^2)^2 (1 + t^2)}. \quad (6.20)$$

Observe that this Hilbert series is identical to that of the dumbbell model (6.1).

6.1.3 The Ying-Yang model from gluing the two legs of the A_1 theory

The skeleton diagram in Figure 9 of the Yin-Yang model can be obtained by gluing the two external legs of the A_1 theory, whose skeleton diagram is depicted in Figure 6. Note that since this gluing process involves a self-gluing, the gluing factor does not take its canonical form (4.9). Rather, we propose that for the equation

$$g_{YY}(t) = \int d\mu_{SU(2)}(z) g_{\text{glue}}(t, z) g_{A_1}(t, z, z) \quad (6.21)$$

with $g_{YY}(t)$ and $g_{A_1}(t, x, y)$ given respectively by (6.20) and (5.18), a solution for $g_{\text{glue}}(t, z)$ is

$$g_{\text{glue}}(t, z) = 1 - [2]_z t^2 + \frac{2t^4(1+t^2)}{1+t^4}. \quad (6.22)$$

This solution can be verified using the following identities:

$$\begin{aligned} \int d\mu(z) \sum_{n_1, n_2, m} [2n_1 + m]_z [2n_2 + m]_z t^{2n_1 + 2n_2 + \chi m} &= \frac{1}{(1-t^4)(1-t^\chi)} \\ \int d\mu(z) \sum_{n_1, n_2, m} [2n_1 + m + 1]_z [2n_2 + m + 1]_z t^{2n_1 + 2n_2 + \chi m + \chi + 2} &= \frac{t^{2+\chi}}{(1-t^4)(1-t^\chi)} \\ \int d\mu(z) \sum_{n_1, n_2, m} [2]_z [2n_1 + m]_z [2n_2 + m]_z t^{2n_1 + 2n_2 + \chi m} &= \frac{2t^2 + t^4 + t^\chi - t^{4+\chi}}{(1-t^4)(1-t^\chi)} \\ \int d\mu(z) \sum_{n_1, n_2, m} [2]_z [2n_1 + m + 1]_z [2n_2 + m + 1]_z t^{2n_1 + 2n_2 + \chi m + \chi + 2} &= \frac{t^{2+\chi}(1+2t^2)}{(1-t^4)(1-t^\chi)}, \end{aligned} \quad (6.23)$$

Indeed, for $\chi = 2$, we obtain the Hilbert series for the Ying-Yang model,

$$\begin{aligned} g_{YY}(t) &= \frac{1}{1-t^4} \left[\left(1 + \frac{2t^4(1+t^2)}{1+t^4} \right) \frac{1+t^4}{(1-t^2)(1-t^4)} \right. \\ &\quad \left. - t^2 \left(\frac{t^4(1+2t^2) + 3t^2 + t^4 - t^6}{(1-t^2)(1-t^4)} \right) \right] \\ &= \frac{1+t^4}{(1-t^2)^2(1+t^2)}, \end{aligned} \quad (6.24)$$

as expected.

6.2 The theories with genus three ($g = 3, e = 0$)

There are three phases of theories with genus 3 and zero external legs. Their skeleton diagrams are depicted in Figure 12, Figure 13 and Figure 14.



Figure 12: The three-loop linear model with zero external legs (TLMZ)



Figure 13: The tablet model. **Left:** The skeleton diagram. **Right:** The $\mathcal{N} = 2$ quiver diagram. Note that each $SO(4) \cong SU(2) \times SU(2)$ gauge symmetry arises from the $SU(2)$ corresponding to the chord and the $SU(2)$ corresponding to the arc sharing the same endpoints with the chord.



Figure 14: The Mercedes-Benz model

6.2.1 The three-loop linear model

In this subsection, we derive the Hilbert series of the TLMZ using the gluing technique.

Let us first consider the Hilbert series of the two loop linear model with one external leg depicted in Figure 15. This is given by

$$g_{(g=2,e=1)}(t) = \int d\mu_{SU(2)}(z) g_{A_1}(t, z, x) g_{\text{glue}}(t, z) g_{\text{tadpole}}(t, z) , \quad (6.25)$$

where g_{tadpole} is given by (5.5) and g_{A_1} is given by (5.18).

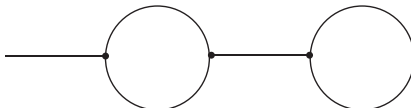


Figure 15: The two loop linear model with one external leg.

We can evaluate this integral by using the following identities (which are a gen-

eralisation of (4.12):

$$\begin{aligned}
\int d\mu(z) \sum_{n_3, m, n'_3, m'} g_{\text{glue}}(t, z) [2n_3 + m]_z [2n'_3 + m']_z t^{2n_3 + \chi_1 m + 2n'_3 + \chi_2 m'} &= \frac{(1-t^2)(1+t^2-t^{2+\chi_1+\chi_2})}{1-t^{\chi_1+\chi_2}} \\
\int d\mu(z) \sum_{n_3, m, n'_3, m'} g_{\text{glue}}(t, z) [2n_3 + m]_z [2n'_3 + m' + 1]_z t^{2n_3 + \chi_1 m + 2n'_3 + \chi_2 m'} &= \frac{t^{\chi_1}(1-t^2)}{1-t^{\chi_1+\chi_2}} \\
\int d\mu(z) \sum_{n_3, m, n'_3, m'} g_{\text{glue}}(t, z) [2n_3 + m + 1]_z [2n'_3 + m']_z t^{2n_3 + \chi_1 m + 2n'_3 + \chi_2 m'} &= \frac{t^{\chi_2}(1-t^2)}{1-t^{\chi_1+\chi_2}} \\
\int d\mu(z) \sum_{n_3, m, n'_3, m'} g_{\text{glue}}(t, z) [2n_3 + m + 1]_z [2n'_3 + m' + 1]_z t^{2n_3 + \chi_1 m + 2n'_3 + \chi_2 m'} &= \frac{1-t^2}{1-t^{\chi_1+\chi_2}} .
\end{aligned} \tag{6.26}$$

Observe that for $\chi_1 = \chi_2 = 1$, we obtain the identities (4.12).

For our problem, the A_1 theory has $\chi_1 = 2$ and the tadpole theory has $\chi_2 = 1$. The first and the second identities of (6.26) contribute to

$$\begin{aligned}
&\frac{1}{1-t^4} \left[\frac{(1-t^2)(1+t^2-t^{2+\chi_1+\chi_2})}{1-t^{\chi_1+\chi_2}} + \frac{t^{\chi_2+2} \cdot t^{\chi_1}(1-t^2)}{1-t^{\chi_1+\chi_2}} \right] \\
&= \frac{1}{1-t^{\chi_1+\chi_2}} = \sum_{m=0}^{\infty} t^{(\chi_1+\chi_2)m} .
\end{aligned} \tag{6.27}$$

The third and the fourth identities of (6.26) contribute to

$$\begin{aligned}
&\frac{1}{1-t^4} \left[\frac{t^{\chi_1+2} \cdot t^{\chi_2}(1-t^2)}{1-t^{\chi_1+\chi_2}} + \frac{t^{\chi_1+\chi_2+4} \cdot (1-t^2)}{1-t^{\chi_1+\chi_2}} \right] \\
&= \frac{t^{\chi_1+\chi_2+2}}{1-t^{\chi_1+\chi_2}} = \sum_{m=0}^{\infty} t^{(\chi_1+\chi_2)m + (\chi_1+\chi_2+2)} .
\end{aligned} \tag{6.28}$$

Putting $\chi_1 = 2, \chi_2 = 1$, we obtain the Hilbert series for the two loop linear model with one external leg as

$$g_{(g=2, e=1)}(t, x) = \frac{1}{1-t^4} \sum_{n_1, n_2, m=0}^{\infty} [2n_1 + m] t^{2n_1+3m} + [2n_1 + m + 1] t^{2n_1+2n_2+3m+5} . \tag{6.29}$$

Now we compute the Hilbert series of the TLMZ (Figure 12). This is given by

$$g_{\text{TLM}}(t) = \int d\mu_{SU(2)}(z) g_{(g=2, e=1)}(t, z) g_{\text{glue}}(t, z) g_{\text{tadpole}}(t, z) . \tag{6.30}$$

We use the identities (6.26) with $\chi_1 = 3$ for the $(g = 2, e = 1)$ theory and $\chi_2 = 1$ for the tadpole theory. Following (6.27) and (6.28), we obtain the Hilbert series of the TLM as

$$g_{\text{TLM}}(t) = \frac{1}{1-t^4} \left(\frac{1}{1-t^4} + \frac{t^6}{1-t^4} \right) = \frac{1+t^6}{(1-t^4)^2} = \frac{1-t^{12}}{(1-t^4)^2(1-t^6)} . \tag{6.31}$$

Observe that the Kibble branch is a two complex dimensional complete intersection. There is one generator at order t^6 , two generators at order t^4 , and one relation at order t^{12} . Note that this is the Hilbert series of \mathbb{C}^2/\hat{D}_4 [12].

The generators of the moduli space

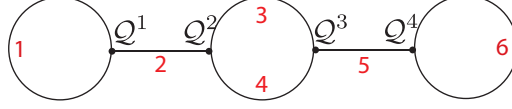


Figure 16: The three-loop linear model. The nodes are labelled by $\mathcal{Q}^1, \dots, \mathcal{Q}^4$ and the gauge groups are labelled in red.

Let us label the nodes and the gauge groups according to Figure 16. The first generator at order 4 is

$$M = \epsilon^{a_1 b_1} \epsilon^{a_2 b_2} \epsilon^{a_3 b_3} \epsilon^{a_4 b_4} \epsilon^{a_5 b_5} \epsilon^{a_6 b_6} \mathcal{Q}_{a_1 b_1 a_2}^1 \mathcal{Q}_{b_2 a_3 a_4}^2 \mathcal{Q}_{b_3 b_4 a_5}^3 \mathcal{Q}_{b_5 a_6 b_6}^4 . \quad (6.32)$$

Another generator at order 4 is

$$\mathcal{B}_1 = \epsilon^{a_1 b_1} \epsilon^{a'_1 b'_1} \epsilon^{a_2 b_2} \epsilon^{a'_2 b'_2} \mathcal{Q}_{a_1 b_1 a_2}^1 U_{b_2 b'_2} \mathcal{Q}_{a'_1 b'_1 a'_2}^1 , \quad (6.33)$$

where

$$U_{a_2 a'_2} = \epsilon^{a_1 a'_1} \epsilon^{b_1 b'_1} \mathcal{Q}_{a_1 b_1 a_2}^1 \mathcal{Q}_{a'_1 b'_1 a'_2}^1 . \quad (6.34)$$

The generator at order 6 is

$$\mathcal{B}_2 = \epsilon^{a_1 b_1} \epsilon^{a_2 b_2} \epsilon^{a'_2 b'_2} \epsilon^{a_3 b_3} \epsilon^{a_4 b_4} \epsilon^{a_5 b_5} \epsilon^{a_6 b_6} \mathcal{Q}_{a_1 b_1 a_2}^1 U_{b_2 b'_2} \mathcal{Q}_{a'_2 a_3 a_4}^2 \mathcal{Q}_{b_3 b_4 a_5}^3 \mathcal{Q}_{b_5 a_6 b_6}^4 . \quad (6.35)$$

7. The general formula for any genus and any external leg

As we have seen from several example above, we claim that the Hilbert series for a theory with genus g and e external legs is

$$g_{(g,e)}(t, x_1, \dots, x_e) = \frac{1}{1-t^4} \sum_{n_1=0}^{\infty} \cdots \sum_{n_e=0}^{\infty} \sum_{m=0}^{\infty} ([2n_1 + m, \dots, 2n_e + m] t^{2n_1 + \dots + 2n_e + \chi m} + [2n_1 + m + 1, \dots, 2n_e + m + 1] t^{2n_1 + \dots + 2n_e + \chi m + \chi + 2}) , \quad (7.1)$$

where $\chi = 2g - 2 + e$.

Observe that this expression is invariant under any permutation of the e external legs. The permutation group S_e acts on exchanging the legs and the Hilbert series on the Kibble branch is an invariant function of this S_e .

We prove this formula by induction in §7.4. Below we discuss interesting special cases of $e = 0$ and $e = 1$.

7.1 Special case: $e = 0$

The formula (7.1) reduces to

$$g_{(g,e=0)}(t) = \frac{1 - t^{4g}}{(1 - t^4)(1 - t^{2g-2})(1 - t^{2g})} = \frac{1 + t^{2g}}{(1 - t^4)(1 - t^{2g-2})}. \quad (7.2)$$

This Hilbert series indicates that the Kibble branch of a theory with genus g and zero external legs is a two complex dimensional complete intersection. This space is isomorphic to $\mathbb{C}^2/\hat{D}_{g+1}$ [12]. There are generators at orders 4, $2g - 2$ and $2g$ subject to one relation at order $4g$.

One can write down the generators explicitly as follows. Consider the g -loop linear model with no legs depicted in Figure 17. Let us denote the nodes by $\mathcal{Q}^1, \dots, \mathcal{Q}^{2g-2}$ from left to right.



Figure 17: The g -loop linear model with no legs

The generator at order t^{2g-2} can be written as

$$M = \epsilon^{a_1 b_1} \epsilon^{a_2 b_2} \epsilon^{a_3 b_3} \dots \epsilon^{a_{3g-3} b_{3g-3}} \mathcal{Q}_{a_1 b_1 a_2}^1 \mathcal{Q}_{b_2 a_3 a_4}^2 \dots \mathcal{Q}_{b_{3g-4} a_{3g-3} b_{3g-3}}^{2g-2}. \quad (7.3)$$

Observe that M is a product of all \mathcal{Q} 's.

The generator at order t^4 can be written as

$$\mathcal{B}_1 = \epsilon^{a_1 b_1} \epsilon^{a'_1 b'_1} \epsilon^{a_2 b_2} \epsilon^{a'_2 b'_2} \mathcal{Q}_{a_1 b_1 a_2}^1 U_{b_2 b'_2} \mathcal{Q}_{a'_1 b'_1 a'_2}^1, \quad (7.4)$$

where

$$U_{a_2 a'_2} = \epsilon^{a_1 a'_1} \epsilon^{b_1 b'_1} \mathcal{Q}_{a_1 b_1 a_2}^1 \mathcal{Q}_{a'_1 b'_1 a'_2}^1. \quad (7.5)$$

Observe that \mathcal{B}_1 involves in only the leftmost node \mathcal{Q}_1 .

The generator at order t^{2g} can be written as

$$\mathcal{B}_2 = \epsilon^{a_1 b_1} \epsilon^{a_2 b_2} \epsilon^{a'_2 b'_2} \epsilon^{a_3 b_3} \dots \epsilon^{a_{3g-3} b_{3g-3}} \mathcal{Q}_{a_1 b_1 a_2}^1 U_{b_2 b'_2} \mathcal{Q}_{a'_2 a_3 a_4}^2 \dots \mathcal{Q}_{b_{3g-4} a_{3g-3} b_{3g-3}}^{2g-2}. \quad (7.6)$$

The relation at order t^{4g} is given by

$$2M^2 \mathcal{B}_1 + \mathcal{B}_1^g + \mathcal{B}_2^2 = 0. \quad (7.7)$$

7.2 Special case: $e = 1$

The formula (7.1) reduces to

$$\begin{aligned} g_{(g,e=1)}(t, x) &= \frac{1}{1-t^4} \sum_{n,m=0}^{\infty} ([2n+m]t^{2n+\chi m} + [2n+m+1]t^{2n+\chi m+\chi+2}) \\ &= (1-t^{2\chi+2})\text{PE} [[2]t^2 + [1]t^\chi] , \end{aligned} \quad (7.8)$$

where in this case $\chi = 2g - 1$. Setting $x = 1$, the unrefined Hilbert series is

$$g_{(g,e=1)}(t, 1) = \frac{1-t^{4g}}{(1-t^2)^3(1-t^{2g-1})^2} = \frac{1+t^{2g}}{(1-t^2)^2(1-t^{2g-1})^2} . \quad (7.9)$$

The Hilbert series indicates that the Kibble branch is a four complex dimensional complete intersection. The generators at order 2 transform in the $SU(2)$ representation [2] and the generators at order $\chi = 2g - 1$ transform in the representation [1]. There is one relation at order $2\chi + 2 = 4g$.

One can write down the generators explicitly as follows. Consider the g -loop linear model with one leg depicted in Figure 18. Let us denote the nodes by $\mathcal{Q}^1, \dots, \mathcal{Q}^{2g-1}$ from left to right.



Figure 18: The g -loop linear model with one external leg

The generators at order t^2 can be written as

$$M_{i_1 i'_1} = \epsilon^{aa'} \epsilon^{bb'} \mathcal{Q}_{abi_1}^1 \mathcal{Q}_{a'b'i'_1}^1 . \quad (7.10)$$

Observe that M involves in only the leftmost node \mathcal{Q}_1 .

The generators at order t^{2g-1} can be written as

$$B_i = \epsilon^{a_1 b_1} \epsilon^{a_2 b_2} \epsilon^{a_3 b_3} \dots \epsilon^{a_{3g-2} b_{3g-2}} \mathcal{Q}_{a_1 b_1 i}^1 \mathcal{Q}_{a_2 b_2 a_3}^2 \mathcal{Q}_{b_3 a_4 b_4}^3 \dots \mathcal{Q}_{a_{3g-4} b_{3g-4} a_{3g-3}}^{2g-2} \mathcal{Q}_{b_{3g-3} a_{3g-2} b_{3g-2}}^{2g-1} . \quad (7.11)$$

Observe that B is a product of all \mathcal{Q} 's.

The relation at order t^{4g} is of the form

$$(\det M)^g = f(g) M_{i_1 i_2} B_{j_1} B_{j_2} \epsilon^{i_1 j_1} \epsilon^{i_2 j_2} , \quad (7.12)$$

where $f(g)$ is some function of g . As an example, for $g = 1$, we have $f(g) = 0$ and so the relation is $\det M = 0$ (c.f. (5.7) of the tadpole model).

7.3 The total number of generators for any g and e .

In this subsection, we count the generators in a theory with any given g and e .

Let us focus on the case in which $\chi = 2g - 2 + e \geq 2$. The plethystic logarithm of (7.1) is

$$\begin{aligned} \text{PL} [g_{(g,e)}(t, x_1, \dots, x_e)] &= ([2; 0; \dots; 0] + [0; 2; \dots; 0] + \dots + [0; 0; \dots; 2]) t^2 \\ &\quad + [1; 1; \dots; 1] t^\chi + \dots \end{aligned} \quad (7.13)$$

This indicates that the generators at order t^2 transform in the representation $[2; 0; \dots; 0] + [0; 2; \dots; 0] + \dots + [0; 0; \dots; 2]$ of $SU(2)^e$ and the generators at order t^χ transform in the representation $[1; 1; \dots; 1]$ of $SU(2)^e$. Hence, there are $3e$ generators at order t^2 and 2^e generators at order t^χ .

For $\chi = 1$, there are only two theories, namely the T_2 theory and the tadpole. In the former, there is precisely one generator \mathcal{Q}_{ijk} . In the latter, there is also precisely one generator M_{ij} given by (5.6).

7.4 The inductive proof of the general formula

In this subsection, we prove the formula (7.1) by induction. A key assumption we make here is that theories corresponding to different graphs with the same genus and the same number of external legs possess the same Hilbert series. This assumption is based on the conjecture that such theories are related to each other by S-duality and has been demonstrated by several examples so far.

We are arguing that

1. Eq. (7.1) is true for $(g = 0, e = 3)$ and $(g = 1, e = 1)$.
2. Eq. (7.1) for $(g, e = 1)$ implies Eq. (7.1) for $(g + 1, e = 1)$.
3. Eq. (7.1) for (g, e) implies Eq. (7.1) for $(g, e + 1)$.

After proving these steps, we establish the formula (7.1) for non-trivial cases. The special case $(g, e = 0)$ follows immediately as discussed above.

Step 1. This can easily be done. For $(g = 0, e = 3)$, we consider the T_2 theory (4.3). For $(g = 1, e = 1)$, we consider the tadpole theory (5.5).

Step 2. Assume that Eq. (7.1) is true for $(g, e = 1)$. We glue a theory with $(g = 1, e = 2)$ to the $(g, e = 1)$ theory along the external legs. Hence,

$$g_{(g+1, e=1)}(t, x) = \int d\mu_{SU(2)}(z) g_{(g, e=1)}(t, z) g_{\text{glue}}(t, z) g_{(g=1, e=2)}(t, z, x) \quad (7.14)$$

To evaluate this, we use the identities (6.26) with $\chi_1 = 2g - 2 + 1 = 2g - 1$ and $\chi_2 = 2$, and follow (6.27) and (6.28). We then obtain the expression for $(g + 1, e = 1)$ as

$$g_{(g+1, e=1)}(t, x) = \frac{1}{1-t^4} \sum_{n_1=0}^{\infty} \sum_{m=0}^{\infty} [2n_1 + m] t^{2n_1 + (2g+1)m} + [2n_1 + m + 1] t^{2n_1 + (2g+1)m + (2g+3)}. \quad (7.15)$$

This is in agreement with (7.1) for $(g + 1, e = 1)$.

Step 3. Now assume that Eq. (7.1) is true for (g, e) . We glue the T_2 theory to the (g, e) theory along the external legs. Hence,

$$g_{(g, e+1)}(t, x_1, \dots, x_{e+1}) = \int d\mu(z) g_{(g, e)}(t, x_1, \dots, x_{e-1}, z) g_{\text{glue}}(t, z) g_{T_2}(t, z, x_e, x_{e+1}). \quad (7.16)$$

To evaluate this, we use the identities (6.26) with $\chi_1 = 2g - 2 + e$ and $\chi_2 = 1$, and follow (6.27) and (6.28). We then obtain

$$g_{(g, e+1)}(t, x_1, \dots, x_{e+1}) = \frac{1}{1-t^4} \sum_{n_1=0}^{\infty} \cdots \sum_{n_{e+1}=0}^{\infty} \sum_{m=0}^{\infty} ([2n_1 + m, \dots, 2n_{e+1} + m] t^{2n_1 + \dots + 2n_{e+1} + \tilde{\chi}m} + [2n_1 + m + 1, \dots, 2n_{e+1} + m + 1] t^{2n_1 + \dots + 2n_{e+1} + \tilde{\chi}m + \tilde{\chi} + 2}), \quad (7.17)$$

where $\tilde{\chi} = \chi_1 + \chi_2 = 2g - 2 + (e + 1)$. This is in agreement with (7.1) for $(g, e + 1)$.

7.5 The general formula in terms of products

The general formula (7.1) can actually be rewritten in another form involving products. In order to do so, we use the identity

$$f_m(t, x) \equiv \sum_{n=0}^{\infty} [2n + m]_x t^{2n} = (1 - t^2) ([m]_x - [m - 2]_x t^2) \text{PE} [[2]t^2]. \quad (7.18)$$

Then, it is immediate that

$$g_{(g, e)}(t, x_1, \dots, x_e) = \frac{1}{1-t^4} \sum_{m=0}^{\infty} \left(t^{\chi m} \prod_{i=1}^e f_m(t, x_i) + t^{\chi m + \chi + 2} \prod_{i=1}^e f_{m+1}(t, x_i) \right) \quad (7.19)$$

Acknowledgments

We would like to thank Sergio Benvenuti, Giuseppe Torri, Francesco Benini, Yuji Tachikawa, Keshav Dasgupta, Alisha Wissanji, Benjamin Hoare, Tom Pugh, Stanislav Kuperstein and Yang-Hui He for useful discussions.

N. M. would like to express his gratitude to University of Pennsylvania, Princeton University, McGill University, Perimeter Institute, University of California at Los

Angeles, University of California at Santa Barbara and KITP, California Institute of Technology, University of California at Berkeley, as well as Alisha Wissanji, Yong Yun and her family for their kind hospitality during the completion of this paper. He is very grateful to Aroonroj Mekareeya for his generosity in providing his laptop computer to use in this work. Finally, he would like to thank his family for the warm encouragement and support, as well as the DPST project and the Royal Thai Government for funding his research.

A. The unbroken $U(1)^g$ gauge symmetry on the Kibble branch of the theory with genus g

A.1 A theory with genus one

As we state in §3, at a generic point on the Kibble branch the $SU(2)$ gauge symmetry is broken to $U(1)$, corresponding to the genus of the skeleton diagram. In this subsection, we prove to this statement by showing that two of the three components of the scalar field ϕ in the $SU(2)$ vector multiplet become massive and the other component remains massless.

In this subsection, it is convenient to work with $SU(2)$ adjoint indices $A, B, C = 1, 2, 3$. We take the generators of the $SU(2)$ group to be $T^A = \sigma^A/2$, where σ^A are the Pauli matrices. We note the identity

$$(T^A)^a_b (T^B)^b_c = \frac{1}{4} \delta^{AB} \delta^a_c + \frac{1}{2} i \epsilon^{ABC} (T^C)^a_c . \quad (\text{A.1})$$

The adjoint fields can be written as

$$\phi^a_{a'} = \phi^A (T^A)^a_{a'} , \quad \varphi^a_{b1} = \varphi_1^A (T^A)^a_b , \quad \varphi^a_{b2} = \varphi_2^A (T^A)^a_b , \quad (\text{A.2})$$

where $\Phi^A, \varphi_1, \varphi_2$ are complex numbers. We emphasise that $SU(2)$ fundamental indices a, b, a', b' are raised and lowered using the epsilon symbol. The superpotential (2.5) can then be rewritten as

$$W = \frac{i}{2} \epsilon^{ABC} \phi^A \varphi_1^B \varphi_2^C . \quad (\text{A.3})$$

The equation of motion of the F auxiliary field corresponding to φ_1^C and φ_2^C is the (minus) derivative of W with respect to φ_1^C and φ_2^C .

$$\begin{aligned} -F_1^C &= \frac{\partial W}{\partial \varphi_1^C} = -\frac{i}{2} \epsilon^{ABC} \phi^A \varphi_2^B , \\ -F_2^C &= \frac{\partial W}{\partial \varphi_2^C} = \frac{i}{2} \epsilon^{ABC} \phi^A \varphi_1^B . \end{aligned} \quad (\text{A.4})$$

The potential V contains the terms $(F_1^C)^* F_1^C + (F_2^C)^* F_2^C$, where

$$\begin{aligned}
(F_1^C)^* F_1^C &= \frac{1}{4} (\phi^A)^* \phi^{A'} (\varphi_2^B)^* \varphi_2^{B'} \epsilon^{ABC} \epsilon^{A'B'C} \\
&= \frac{1}{4} (\phi^A)^* \phi^A (\varphi_2^B)^* \varphi_2^B - \frac{1}{4} (\phi^A)^* \phi^B \varphi_2^A (\varphi_2^B)^* , \\
(F_2^C)^* F_2^C &= \frac{1}{4} (\phi^A)^* \phi^A (\varphi_1^B)^* \varphi_1^B - \frac{1}{4} (\phi^A)^* \phi^B \varphi_1^A (\varphi_1^B)^* .
\end{aligned} \tag{A.5}$$

These terms in the potential give rise to the mass terms of ϕ :

$$(F_1^C)^* F_1^C + (F_2^C)^* F_2^C = m^{AB} \phi^A (\phi^B)^* , \tag{A.6}$$

where the mass matrix m^{AB} can be determined by the second order derivative

$$\begin{aligned}
m^{AB} &= \frac{\partial^2}{\partial \phi^A \partial (\phi^B)^*} [(F_1^C)^* F_1^C + (F_2^C)^* F_2^C] \\
&= \frac{1}{4} [\delta^{AB} (\varphi_1^C)^* \varphi_1^C - (\varphi_1^A)^* \varphi_1^B] + (1 \rightarrow 2) .
\end{aligned} \tag{A.7}$$

The three eigenvalues of the mass matrix m^{AB} are

$$m_1 = \frac{1}{4} U, \quad m_2 = \frac{1}{8} \left(U + \sqrt{U^2 - 16(f^A)^* f^A} \right), \quad m_3 = \frac{1}{8} \left(U - \sqrt{U^2 - 16(f^A)^* f^A} \right) .$$

where U is the sums of the quadratic casimirs

$$U = (\varphi_1^C)^* \varphi_1^C + (\varphi_2^C)^* \varphi_2^C , \tag{A.8}$$

and f^A is the derivative of W with respect to ϕ^A (which is zero because of F -terms):

$$f^A = \frac{\partial W}{\partial \phi^A} = \frac{i}{2} \epsilon^{ABC} \varphi_1^B \varphi_2^C = 0 . \tag{A.9}$$

Thus, the mass eigenvalues are

$$m_1 = \frac{1}{4} U, \quad m_2 = \frac{1}{4} U, \quad m_3 = 0 .$$

Indeed, two components of ϕ are massive (and each of them has mass $U/4$) and the other component is massless.

A.2 A theory with genus g

In this subsection, we give an argument that, for a theory with genus g , there is an unbroken $U(1)^g$ gauge symmetry at a generic point on the Kibble branch. As a special case, in Appendix A.1, we show that for the tadpole theory ($g = 1$), the unbroken gauge symmetry is $U(1)$.

For a given loop, there are nodes and legs that go around it, as depicted in Figure 19. Consider a node and two lines which are attached to it. These two lines

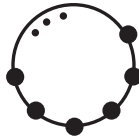


Figure 19: For a loop, there are nodes on the loop. Each node is attached to two lines.

give rise to $V = 6$ gauge fields in the vector multiplets (3 from each line). The node itself gives rise to $H = 4$ hypermultiplets.

After the Higgs mechanism, three gauge fields become massive and hence we are left with $V = 3$, $H = 1$. If the line is external, this $H = 1$ hypermultiplet contributes to the dimension of the Kibble branch. Therefore, this effective process replaces a node with the two lines by a single line. Thus, one can keep eliminating nodes in such a way until the end result is a loop. For such a loop, there is an unbroken $U(1)$ symmetry (from Appendix A.1). One can proceed in this way for all loops, and concludes that for a theory with genus g , there is an unbroken $U(1)^g$ gauge symmetry at a generic point on the Kibble branch.

References

- [1] D. Gaiotto, “ $\mathcal{N} = 2$ Dualities,” arXiv:0904.2715 [hep-th].
- [2] F. Benini, S. Benvenuti and Y. Tachikawa, “Webs of Five-Branes and $\mathcal{N} = 2$ Superconformal Field Theories,” JHEP **0909** (2009) 052 [arXiv:0906.0359 [hep-th]].
- [3] F. Benini, Y. Tachikawa and B. Wecht, “Sicilian Gauge Theories and $\mathcal{N} = 1$ Dualities,” JHEP **1001** (2010) 088 [arXiv:0909.1327 [hep-th]].
- [4] A. Gadde, L. Rastelli, S. S. Razamat and W. Yan, “The Superconformal Index of the E_6 SCFT,” JHEP **1008** (2010) 107 [arXiv:1003.4244 [hep-th]].
- [5] D. Nanopoulos and D. Xie, “ $\mathcal{N} = 2$ Generalized Superconformal Quiver Gauge Theory,” arXiv:1006.3486 [hep-th].
- [6] S. Benvenuti, A. Hanany and N. Mekareeya, “The Hilbert Series of the One Instanton Moduli Space,” JHEP **1006** (2010) 100 [arXiv:1005.3026 [hep-th]].
- [7] P. C. Argyres and N. Seiberg, “S-Duality in $\mathcal{N} = 2$ Supersymmetric Gauge Theories,” JHEP **0712** (2007) 088 [arXiv:0711.0054 [hep-th]].
- [8] J. Kinney, J. M. Maldacena, S. Minwalla and S. Raju, “An Index for 4 Dimensional Super Conformal Theories,” Commun. Math. Phys. **275** (2007) 209 [arXiv:hep-th/0510251].
- [9] C. Romelsberger, “Counting Chiral Primaries in $\mathcal{N} = 1$, $d = 4$ Superconformal Field Theories,” Nucl. Phys. B **747** (2006) 329 [arXiv:hep-th/0510060].

- [10] F. A. Dolan and H. Osborn, “Applications of the Superconformal Index for Protected Operators and Q-Hypergeometric Identities to $\mathcal{N} = 1$ Dual Theories,” Nucl. Phys. B **818** (2009) 137 [arXiv:0801.4947 [hep-th]].
- [11] D. Gaiotto and J. Maldacena, “The Gravity Duals of $\mathcal{N} = 2$ Superconformal Field Theories,” arXiv:0904.4466 [hep-th].
- [12] S. Benvenuti, B. Feng, A. Hanany and Y. H. He, “Counting BPS Operators in Gauge Theories: Quivers, Syzygies and Plethystics,” JHEP **0711** (2007) 050 [arXiv:hep-th/0608050].
- [13] D. Forcella, A. Hanany and A. Zaffaroni, “Baryonic Generating Functions,” JHEP **0712** (2007) 022 [arXiv:hep-th/0701236].