

Scale-dependent halo bias from scale-dependent growth

Kyle Parfrey,^{1,2,*} Lam Hui,^{2,3,†} and Ravi K. Sheth^{4,‡}

¹*Department of Astronomy, Columbia University, New York, New York 10027*

²*Institute for Strings, Cosmology, and Astroparticle Physics (ISCAP),
Columbia University, New York, New York 10027*

³*Department of Physics, Columbia University, New York, New York 10027*

⁴*Center for Particle Cosmology, University of Pennsylvania, 209 South 33rd Street, Philadelphia, PA 12104*

(Dated: November 8, 2018)

We derive a general expression for the large-scale halo bias, in theories with a scale-dependent linear growth, using the excursion set formalism. Such theories include modified gravity models, and models in which the dark energy clustering is non-negligible. A scale dependence is imprinted in both the formation and evolved biases by the scale-dependent growth. Mergers are accounted for in our derivation, which thus extends earlier work which focused on passive evolution. There is a simple analytic form for the bias for those theories in which the nonlinear collapse of perturbations is approximately the same as in general relativity. As an illustration, we apply our results to a simple Yukawa modification of gravity, and use SDSS measurements of the clustering of luminous red galaxies to constrain the theory's parameters.

PACS numbers: 98.80.-k; 98.80.Es; 98.65.Dx; 95.35.+d

I. INTRODUCTION

The cosmological constant (Λ) + cold dark matter (CDM) + general relativity (GR) model has been very successful in accounting for current cosmological data. It is incumbent upon us to put this standard model to further tests. One of its characteristic predictions is a scale-independent sub-Hubble linear growth, which can be violated if dark energy clusters¹, or if gravity is modified [2–9]. Both types of models introduce new scales into the growth of structure: the Jeans scale in the case of clustered dark energy, and the GR-to-non-GR transition scale in the case of modified gravity. The most direct way to test for this effect is to measure the matter power spectrum at different redshifts, and reconstruct the growth factor as a function of scale. Here, we focus on a corollary of a scale-dependent growth, a scale-dependent halo bias, which in principle allows us to discern scale dependence even with measurements of the large-scale structure at a single redshift.

The fact that a scale dependence in growth implies scale dependence in halo bias (on linear scales) was pointed out by [10] (henceforth HP), generalizing earlier work by [11, 12]:

$$b_1(k_0, z_{\text{obs}}; z_{\text{form}}) = 1 + [b_1(z_{\text{form}}) - 1] \frac{D(k_0, z_{\text{form}})}{D(k_0, z_{\text{obs}})} \quad (1)$$

where $b_1(k_0, z_{\text{obs}}; z_{\text{form}})$ signifies the linear bias on scale

k_0 observed at redshift z_{obs} , for haloes that form at redshift z_{form} . The symbol D denotes the linear growth factor at the relevant scale and redshift. This expression, which assumes passive evolution, i.e. halo number conservation after formation, tells us that the observed bias would inherit a scale dependence from the growth, even if the formation bias is scale-independent. In this paper, we wish to relax these two assumptions: scale-independent formation bias, and no mergers.

The paper is organized as follows. The extended Press-Schechter, or excursion set, formalism [13–17] is described and generalized to allow for a scale-dependent growth in Sec. II. This is used to compute the halo mass function and the halo bias. In Sec. III, we describe an illustrative example, a modified gravity model of the Yukawa type, and present a calculation of the linear growth factor and the excursion barrier (collapse threshold). We present the halo bias for this example, and compare it with observations. We conclude in Sec. IV. In this paper, for the purpose of illustration, we have chosen to focus on one particular model of modified gravity. Our results in §II for the scale-dependent halo bias are, on the other hand, fairly general. A recipe for using these results in more general settings is summarized in Sec. IV. Readers who are interested primarily in applications, and not on the derivation, can skip directly to Sec. IV. In Appendix A we discuss some details concerning the use of the excursion set method for theories with a scale-dependent growth factor. In Appendix B we give the derivation of the Yukawa model from a scalar-tensor theory, and we describe our spherical collapse model in Appendix C.

Before we proceed, let us briefly discuss the connection with some of the literature on the subject. The halo mass function for a Yukawa theory like the one we study was computed by [18]. Our paper follows their formalism, and it is in a sense a straightforward extension to compute

*Electronic address: kyle@astro.columbia.edu

†Electronic address: lhui@astro.columbia.edu

‡Electronic address: shethrk@physics.upenn.edu

¹ Dark energy other than the cosmological constant generally clusters, though the degree of sub-Hubble clustering is often negligible. Exceptions include models where the dark energy sound speed is substantially less than unity, e.g. [1].

the conditional mass function and halo bias. Halo bias in $f(R)$ gravity and the DGP models has been measured from numerical simulations in [19–23]. They find fair agreement between simulations and the bias derived from a modified Sheth and Tormen [24] mass function whose parameters reflect the altered spherical collapse.

There is a large literature on testing GR using the growth of large-scale structure, e.g. [25]. Most studies allow for a scale-dependent growth factor, but ignore its effect on the galaxy bias. Our expression for the bias should be useful for incorporating the latter effect into such studies.

There is also a substantial literature on a large-scale scale-dependent bias from primordial non-Gaussianity, e.g. [26]. This other source of scale dependence should be distinguishable from that from growth; we will discuss this in Sec. IV.

II. EXCURSION SET THEORY OF HALOES WITH A SCALE-DEPENDENT GROWTH FACTOR

We describe in detail here the excursion set formalism. Much of the discussion replicates the standard treatment, but with special care taken to allow for a scale-dependent growth factor.

A. Random walks

The premise of the excursion set theory is that a halo will form from a region of a certain size when the overdensity of matter δ , smoothed over that region, is greater than a critical value δ_{crit} [13]. In FIG. 1, the mass overdensity, at a point, smoothed on a comoving scale R , is plotted against the variance S on that scale around that point, where

$$S(R) = \int_0^\infty \frac{d^3k}{(2\pi)^3} P(k) |\widetilde{W}(kR)|^2, \quad (2)$$

$P(k)$ is the matter power spectrum, and $\widetilde{W}(kR)$ the Fourier-space window function. As the smoothing scale is decreased, the smoothed density field undergoes a random walk. The halo mass M is given by $M = (4\pi/3)\bar{\rho}(z=0)R^3$, where $\bar{\rho}$ is the mean matter density today. Hence, M , S and R can all be thought of as equivalent variables.

Following common practice, we smooth the density field with a real-space top-hat filter (even though, strictly speaking, a true random walk requires a top-hat filter in Fourier space [15]). In an important sense all of our analysis is ‘native’ to real space; for all quantities not explicitly marked as being in Fourier space by a \sim , we define the wavenumber associated with a scale R as simply $k \equiv 1/R$. The Fourier transform of a real-space top hat

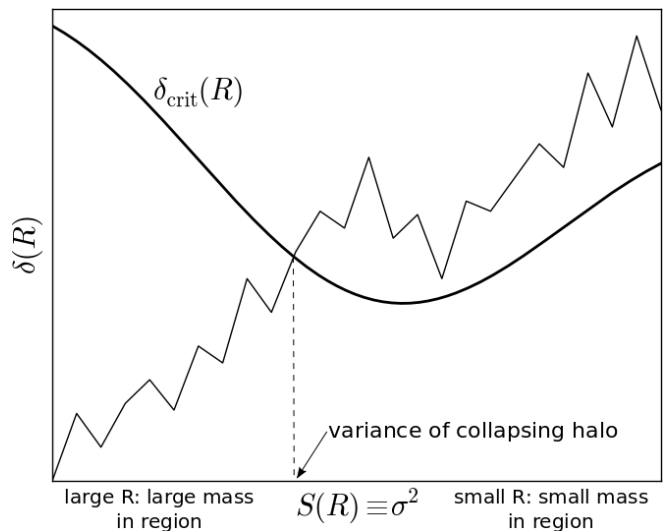


FIG. 1: Random walks: notation for the excursion set model. A point is contained in a halo corresponding to the first up-crossing of the barrier, here δ_{crit} , by the random walk.

is

$$\widetilde{W}(kR) = \frac{3}{x^3} \{ \sin(x) - x \cos(x) \}, \quad x \equiv kR.$$

Following [18], this random walk exercise is carried out at some initial redshift z_i , chosen to be early enough that the linear growth is scale-independent (i.e. neither dark energy nor modified gravity is important by this redshift²). Throughout this paper we set $z_i = 100$, although its precise value is not important as long as it is sufficiently early. We add the subscript i to the critical threshold for halo formation $\delta_{\text{crit},i}$ to remind ourselves that it is the comparison between the smoothed δ_m at z_i against this threshold that defines haloes. The value for $\delta_{\text{crit},i}$ in general depends on both the halo mass of interest (i.e. the barrier is not necessarily flat, unlike in the standard model), and the actual physical redshift of halo formation z_{form} .

B. Unconditional first-crossing distribution & the mass function

The central quantity in the excursion set theory is the first-crossing distribution, f . Define $f(S_1, \delta_1|0, 0) dS_1$ as the probability that a random walk starting at the origin will first cross the barrier, of height $\delta_1 \equiv \delta_{\text{crit},i}$, at $S = S_1 \pm dS_1/2$. This is equivalent to saying that $f(S_1, \delta_1|0, 0) |dS_1/dM_1| dM_1$ is the probability that our

² In the standard model of GR + Λ or (nearly) homogeneous dark energy, the linear growth is scale-independent, the redshift at which the density field is defined and the random walk is carried out is immaterial. This is discussed in Appendix A.

point (around which this smoothing or random walk exercise is performed) belongs to a halo of mass $M_1 \pm dM_1/2$. We can think of (S_1, δ_1) as the target point we are aiming for on our random walk.

To find f , it is sometimes convenient to consider first the cumulative crossing distribution, F , which is the probability that the walk first crosses the barrier at $S < S_1$:

$$F(S_1, \delta_1|0, 0) = \int_0^{S_1} f(S, \delta|0, 0) dS,$$

where δ is the critical threshold $\delta_{\text{crit},i}$, generally a function of S ; in the case where it is S -independent, i.e. flat barrier, F (and therefore $f = \partial F/\partial S_1$) can be found using a clever trick due to Chandrasekhar [27], or by modelling the random walk as a diffusive process (see [15, 16]). For a more general barrier, an alternative method for finding f will be discussed in §II F. We assume that the probability distribution of the density field as a function of the smoothing scale R is Gaussian:

$$P_G(\delta, S(R))d\delta = \frac{1}{\sqrt{2\pi S(R)}} \exp[-\delta^2/2S(R)] d\delta.$$

Using the above, we see that the mass function of haloes (the physical number density of haloes as a function of mass, smoothed over the whole universe) which are *identified* at z_{form} and *observed* at z_{obs} is given by

$$n(M_1)dM_1 = \frac{\bar{\rho}(z_{\text{obs}})}{M_1} f(S_1, \delta_1|0, 0) \left| \frac{dS_1}{dM_1} \right| dM_1, \quad (3)$$

where $\bar{\rho}(z_{\text{obs}})$ is the mean matter density at z_{obs} . The mass function has an implicit dependence on z_{form} through the dependence of the threshold/barrier δ_1 on the formation redshift.

C. Conditional first-crossing distribution & halo bias

1. Lagrangian space

We can now move the starting point of our random walk away from the origin, to some other point on the S - δ plane. Call this point (S_0, δ_0) . This is equivalent to calculating all our quantities within a region of the size on which the mass variance is S_0 , and which has a mass overdensity δ_0 . The differential probability that a random walk starting from this point will first cross the barrier δ_1 is $f(S_1, \delta_1|S_0, \delta_0)$. In the flat-barrier case this only depends on $S_1 - S_0$ and $\delta_1 - \delta_0$.

Using this conditional first-crossing distribution we can construct an expression for the overdensity of haloes within a region of (S_0, δ_0) [28, 29]. Just as we derived the unconditional mass function above, we can derive a conditional mass function. We can see from our definitions that the mean number \mathcal{N} of M_1 haloes in a region

of total mass M_0 is

$$\mathcal{N}(M_1, \delta_1|M_0, \delta_0) = \frac{M_0}{M_1} f(S_1, \delta_1|S_0, \delta_0) \left| \frac{dS_1}{dM_1} \right|, \quad (4)$$

and so their number density is \mathcal{N}/V_0 if the region has volume $V_0(M_0)$.

We define the overdensity of haloes ‘1’ in a region ‘0’ as the fractional overabundance of these haloes in this region compared to their number density smoothed over the whole universe, giving

$$\delta_h^L(1|0) = \frac{\mathcal{N}(M_1, \delta_1|M_0, \delta_0)}{n(M_1, \delta_1)V_0} - 1. \quad (5)$$

This is the halo overdensity in Lagrangian co-ordinates, in which $M_0 \approx \bar{\rho}(z_i)V_0$, defining V_0 . Indeed, all quantities in this Lagrangian space discussion, including δ_0, V_0, δ_1 and so on, are defined at the initial redshift z_i .

2. Eulerian space

In Eulerian co-ordinates we need to replace V_0 with the evolved Eulerian volume. In the above, the Lagrangian space quantities V_0 and δ_0 are calculated at z_i . We now have three redshifts: the initial redshift z_i (which we always set to 100), the identification redshift of the haloes z_{form} (in a sense, their formation redshift), and the redshift at which the haloes are observed z_{obs} .

Label as δ the physical matter overdensity of the region of interest, at the observation redshift z_{obs} . It will be related to the Lagrangian space δ_0 by

$$\delta = \frac{D(S_0, z_{\text{obs}})}{D(S_0, z_i)} \delta_0, \quad (6)$$

because δ_0 is defined at z_i . The use of the linear growth factor D is justified for a small S_0 , or correspondingly a large region. By the time of observation, the volume of the observed patch will have contracted from its Lagrangian-space value, because conservation of mass requires that the volume decreases as δ increases. Label as V the volume of our region at z_i , taking into account the contraction it will experience by the time it reaches z_{obs} . Since $\delta(z_i) \approx 0$, we find

$$M_0 \approx \bar{\rho}(z_i)V_0 \equiv \bar{\rho}(z_i)(1 + \delta)V \quad \rightarrow \quad V = \frac{V_0}{1 + \delta}.$$

Substituting $V_0 \rightarrow V$ into Eq. (5), and using Eqs. (3) and (4), gives the Eulerian halo overdensity δ_h^E :

$$\delta_h^E = (1 + \delta) \frac{f(S_1, \delta_1|S_0, \delta_0(\delta))}{f(S_1, \delta_1|0, 0)} - 1. \quad (7)$$

It is clear that δ_h (dropping the ‘E’ from now on) will in general not be the same as the matter overdensity in the same region, δ . A positive δ will usually help haloes

reach the collapse threshold and increase their overdensity, with the opposite effect for negative δ . There are also halo exclusion effects; for example, the halo density will be suppressed unless their mass is much smaller than the mass available in the region. From the random walk perspective, the ‘time’ available for barrier crossing is $S_1 - S_0$, in which time the walk must travel a ‘distance’ $\delta_1 - \delta_0$. You can suppress halo formation either by reducing the time available ($M_{\text{halo}} \equiv M_1$ approaching M_0) or by increasing the required distance (increasing the height of the barrier).

Since we know δ_h is a function of δ , we can expand it as a Taylor series [30],

$$\delta_h = \sum_{k=0}^{\infty} \frac{1}{k!} b_k \delta^k. \quad (8)$$

The b_k co-efficients are the bias parameters. The first, b_0 , vanishes in the limit of $S_0 \ll S_1$. Here, we are primarily concerned with b_1 , the linear bias, in the $\delta \rightarrow 0$ limit (because we are interested in large regions, on which scales the mass overdensity is expected to be small). The linear bias in the limit $\delta \rightarrow 0$ is just $\partial\delta_h/\partial\delta$ evaluated at $\delta = 0$, and so, using $\partial\delta_0/\partial\delta = D(S_0, z_i)/D(S_0, z_{\text{obs}})$, we find

$$b_1(\delta \rightarrow 0) = \frac{1}{f(S_1, \delta_1|0, 0)} \left\{ f(S_1, \delta_1|S_0, 0) + \frac{D(S_0, z_i)}{D(S_0, z_{\text{obs}})} \left. \frac{\partial f(S_1, \delta_1|S_0, \delta_0)}{\partial\delta_0} \right|_{\delta_0=0} \right\}. \quad (9)$$

Recall that S_0 , R_0 , and k_0 are all equivalent variables; S_0 and R_0 are related by Eq. (2), and $k_0 \equiv 1/R_0$. The $D(S_0, z_i)/D(S_0, z_{\text{obs}})$ factor in this equation will make the large-scale bias scale-dependent in many modified gravity theories, or theories in which dark energy clusters in a non-negligible manner.

D. Flat barrier approximation

As we will see in §III, a flat barrier may be a good approximation for some theories. This is not surprising even for non-standard theories: haloes of a sufficiently small mass cross the barrier in a regime where essentially the standard story applies, i.e. the crossing occurs on small scales where gravity is Newtonian and dark energy typically is quite smooth. A useful analytic form for the halo bias can be written down in this case. The conditional first crossing distribution is [15]

$$f(S_1, \delta_1|S_0, \delta_0) = \frac{1}{\sqrt{2\pi}} \frac{\delta_1 - \delta_0}{(S_1 - S_0)^{3/2}} \exp \left[-\frac{(\delta_1 - \delta_0)^2}{2(S_1 - S_0)} \right],$$

and so, using Eq. (9), we find the Eulerian-space bias to be

$$b_1 = \left(\frac{S_1}{S_1 - S_0} \right)^{3/2} \left\{ 1 + \frac{D(S_0, z_i)}{D(S_0, z_{\text{obs}})} \left(\frac{\delta_1}{S_1 - S_0} - \frac{1}{\delta_1} \right) \right\} \times \exp \left[-\frac{\delta_1^2 S_0}{2S_1(S_1 - S_0)} \right]. \quad (10)$$

We are interested in scales on which $S_0 \ll S_1$, i.e. the halo mass of interest is much smaller than the mass encompassed in the region over which we are calculating the clustering. Therefore,

$$b_1(S_0, z_{\text{obs}}; z_{\text{form}}) = 1 + \frac{D(S_0, z_i)}{D(S_0, z_{\text{obs}})} \left(\frac{\delta_1^2}{S_1} - 1 \right) \frac{1}{\delta_1}. \quad (11)$$

The bias b_1 depends on z_{form} because δ_1 is the initial overdensity threshold for collapse at z_{form} .

As a check, it can be seen this reduces to the Mo & White [28] result in the standard model, by recognizing that both δ_1 and S_1 in our description are defined at the initial redshift z_i — one can use part of the factor $D(S_0, z_i)/D(S_0, z_{\text{obs}}) = [D(z_i)/D(z_{\text{form}})][D(z_{\text{form}})/D(z_{\text{obs}})]$ to rescale δ_1^2/S_1 and δ_1 down to z_{form} (recalling that D is scale-independent in the standard model), and obtain $b_1 = 1 + [D(z_{\text{form}})/D(z_{\text{obs}})](\nu^2 - 1)/\delta_c$, where δ_c is the linearly extrapolated overdensity of collapse at z_{form} ³, and $\nu \equiv \delta_c/\sqrt{S_{1,\text{form}}}$ with $S_{1,\text{form}}$ being the variance at z_{form} for our halo mass of interest M_1 . The bias in its most familiar form obtains when one sets $z_{\text{form}} = z_{\text{obs}}$.

In non-standard models, Eq. (11) implies the linear bias b_1 is scale (S_0) dependent in general. The scale dependence comes entirely from the ratio of growth factor $D(S_0, z_i)/D(S_0, z_{\text{obs}})$. The result resembles Eq. (1) [10]. To facilitate comparison, it is helpful to rewrite Eq. (11) as

$$b_1(S_0, z_{\text{obs}}; z_{\text{form}}) = 1 + (b_1(S_0, z_{\text{form}}) - 1) \frac{D(S_0, z_{\text{form}})}{D(S_0, z_{\text{obs}})}, \quad (12)$$

where $b_1(S_0, z_{\text{form}})$ is the formation bias, given by

$$b_1(S_0, z_{\text{form}}) = 1 + \frac{D(S_0, z_i)}{D(S_0, z_{\text{form}})} \left(\frac{\delta_1^2}{S_1} - 1 \right) \frac{1}{\delta_1} \quad (13)$$

This is a trivial rewriting, but it makes clear that the formation bias $b_1(S_0, z_{\text{form}})$ is in general scale-dependent, contrary to what was assumed in HP. It also helps differentiate between two different effects: one is the scale dependence at formation (from

³ For instance, $\delta_c \sim 1.686$ for a universe with a critical matter density and no cosmological constant or dark energy. More generally, for a flat universe with matter and Λ , $\delta_c \sim 1.686 \times (1 + 0.123 \log_{10} \Omega_f)$, with $\Omega_f = \Omega_m(1+z_{\text{form}})^3/[\Omega_m(1+z_{\text{form}})^3 + \Omega_\Lambda]$ [31].

$D(S_0, z_i)/D(S_0, z_{\text{form}})$ in Eq. [13]), and the other is the scale dependence from passive evolution thereafter (from $D(S_0, z_{\text{form}})/D(S_0, z_{\text{obs}})$ in Eq. [12]).

Note that when $z_{\text{form}} \neq z_{\text{obs}}$, the haloes are identified at $z_{\text{form}} > z_{\text{obs}}$, and maintain their identities until z_{obs} ⁴. Mergers in the form of accretion onto these haloes are allowed between the two epochs, so long as the identification is unaltered, i.e. the haloes, once identified, are conserved. If this is not true — if the haloes continue to merge with each other all the way to z_{obs} — then one should use $z_{\text{form}} = z_{\text{obs}}$. In this case, there is no distinction between the bias observed at z_{obs} and the formation bias.

It is also instructive to further rewrite the formation bias using the following relations:

$$\delta_1 = \delta_{1,\text{form}} \frac{D(S_1, z_i)}{D(S_1, z_{\text{form}})}, \quad (14a)$$

$$S_1 = S_{1,\text{form}} \frac{D^2(S_1, z_i)}{D^2(S_1, z_{\text{form}})}, \quad (14b)$$

where we have introduced $\delta_{1,\text{form}}$ and $S_{1,\text{form}}$ for the linear overdensity threshold and the variance at z_{form} (recall that our random walks are performed at the initial redshift z_i , hence δ_1 and S_1 are defined then). The formation bias can thus be written as

$$b_1(S_0, z_{\text{form}}) = 1 + \frac{D(S_1, z_{\text{form}})}{D(S_0, z_{\text{form}})} \left(\frac{\delta_{1,\text{form}}^2}{S_{1,\text{form}}} - 1 \right) \frac{1}{\delta_{1,\text{form}}}, \quad (15)$$

where we have assumed that at a sufficiently early z_i , the growth factor is scale-independent, i.e. $D(S_0, z_i) = D(S_1, z_i)$. This is a useful expression because $\delta_{1,\text{form}}$ is typically a constant, with fairly weak dependence on z_{form} and cosmology (see footnote 3). This appears to be a good approximation even for the modified gravity model we will study below, where for sufficiently small haloes $\delta_{1,\text{form}}$ approaches its Λ CDM value, which is 1.671 for $z_{\text{form}} = 0$.

E. The modified linear growth factor

So far, we have not been very explicit about where the scale-dependent growth factor actually comes from. On the sub-Hubble scales of interest, mass and momentum conservation imply the following equation for the linear matter overdensity δ :

$$\frac{d^2\delta}{da^2} + \left(\frac{3}{a} + \frac{1}{H} \frac{dH}{da} \right) \frac{d\delta}{da} = \frac{1}{a^4 H^2} \nabla^2 \phi, \quad (16)$$

where the Laplacian is in comoving coordinates. What modified gravity, or clustering in dark energy, does is to modify the relation between δ and the gravitational potential ϕ , from the standard Poisson equation. The result can often be modelled as replacing $\nabla^2 \phi$ by $\mathcal{O} \cdot \delta$, where \mathcal{O} is some linear operator which can be scale-dependent, giving rise to a scale-dependent growth for δ . Solving the resulting equation in Fourier space would give $\delta(k, z) = [\tilde{D}(k, z)/\tilde{D}(k, z_i)]\delta(k, z_i)$, where k is the wavenumber of interest. We use the symbol \tilde{D} to distinguish this growth factor from the growth factor D we use in the excursion set calculation. The difference arises from the fact that the excursion set calculation cares about the growth of the variance S , smoothed on scale R , or equivalently, M . We define D in such a way to give the correct evolution of the variance S :

$$D^2(R, z) \equiv \frac{S(R, z)}{S(R, z_i)}, \quad (17a)$$

$$= \int_0^\infty \frac{d^3k}{(2\pi)^3} P(k, z_i) \left\{ \tilde{W}(kR) \frac{\tilde{D}(k, z)}{\tilde{D}(k, z_i)} \right\}^2 / \int_0^\infty \frac{d^3k}{(2\pi)^3} P(k, z_i) \tilde{W}^2(kR). \quad (17b)$$

In the excursion set computation, the overdensity δ is evolved using the same growth factor D . In practice, the integral over k is expected to be dominated by $k \sim 1/R$, and therefore $D(R, z)$ is roughly $\tilde{D}(k = 1/R, z)$, though we do not use this approximation.

F. Calculating the first-crossing distributions

As mentioned above, the flat barrier approximation turns out to be a fairly good one for the example we study. However, in general, the barrier or threshold for collapse is mass/scale-dependent. The corresponding first-crossing distribution can be found as follows.

First of all, it is possible to calculate the f distribution analytically for barriers which are linear functions of S : if $\delta_1(S) = \omega - \beta S$,

$$f(S_1, \delta_1 | S_0, \delta_0) = \frac{\Delta\delta}{\Delta S \sqrt{2\pi\Delta S}} \exp \left\{ -\frac{(\Delta\delta - \beta\Delta S)^2}{2\Delta S} \right\},$$

where $\Delta\delta \equiv \delta_1(S_0) - \delta_0$ and $\Delta S \equiv S_1 - S_0$ [17]. For a more general barrier, there is no exact analytic solution, but reasonable approximations have been worked out by Sheth & Tormen, and Lam & Sheth [32, 33]. In this paper, we adopt the algorithm of Zhang & Hui [34] which gives an exact, albeit numerical, solution for the unconditional f -function. It is straightforward to extend their method to the conditional case. It can be shown that the

⁴ These expressions work even for $z_{\text{form}} < z_{\text{obs}}$. This is relevant if one identifies haloes at some low redshift z_{form} , but is interested in the clustering of the center of mass of their constituents at some earlier redshift z_{obs} .

function is the solution of the integral equation

$$f(S_1, \delta_1(S_1)|S_0, \delta_0) = g_1[S_1, \delta_1(S_1); S_0, \delta_0] \\ + \int_{S_0}^{S_1} dS'_1 g_2[S_1, \delta_1(S_1); S'_1, \delta_1(S'_1)] \\ \times f(S'_1, \delta_1(S'_1)|S_0, \delta_0),$$

where

$$g_1[S_1, \delta_1(S_1); S_0, \delta_0] = \left\{ \frac{\delta_1(S_1) - \delta_0}{S_1 - S_0} - 2 \frac{d\delta_1}{dS_1} \right\} \\ \times P_G(\delta_1(S_1) - \delta_0, S_1 - S_0), \\ g_2[S_1, \delta_1(S_1); S'_1, \delta_1(S'_1)] = \left\{ 2 \frac{d\delta_1}{dS_1} - \frac{\delta_1(S_1) - \delta_1(S'_1)}{S_1 - S'_1} \right\} \\ \times P_G(\delta_1(S_1) - \delta_1(S'_1), S_1 - S'_1).$$

This is a Volterra equation of the second kind. By treating f as a vector \mathbf{f} , we can see that this equation is of the form $\mathbf{f} = \mathbf{g} + \mathbf{M}\mathbf{f}$ where \mathbf{g} is another vector and \mathbf{M} is a matrix, implying that \mathbf{f} can be found with a matrix inversion: $\mathbf{f} = (\mathbf{I} - \mathbf{M})^{-1}\mathbf{g}$. \mathbf{M} is a triangular matrix, allowing $\mathbf{I} - \mathbf{M}$ to be inverted efficiently by iteration [35].

III. AN ILLUSTRATION WITH A YUKAWA MODEL

By the Yukawa model, we mean using the following effective Poisson equation to compute the growth of perturbations and the formation of haloes (for instance, it goes into the right hand side of Eq. [16]):

$$-k^2\phi = 4\pi \frac{G_N}{1+\alpha} \bar{\rho} a^2 \delta \left[1 + \alpha \frac{k^2}{k^2 + a^2/\lambda^2} \right], \quad (18)$$

which is written in Fourier space. Here, G_N is the effective Newton's constant at high k . The $k^2/(k^2 + a^2/\lambda^2)$ term corresponds to a Yukawa modification, where $1/\lambda$ can be thought of as a mass: it determines on what scale modifications to GR become important. The parameter α quantifies the size of the modification, i.e. the ratio of effective Newton's constant on small scales to on large scales is $1/(1+\alpha)$. A positive α corresponds to weakening gravity on large scales (large compared to λ), while a negative α (but > -1) corresponds to the opposite.

This effective Poisson equation can be solved by

$$\phi(\mathbf{r}) = -\frac{G_N}{1+\alpha} \int d^3\mathbf{r}' \frac{\bar{\rho}\delta(\mathbf{r}')}{|\mathbf{r} - \mathbf{r}'|} \{1 + \alpha \exp(-|\mathbf{r} - \mathbf{r}'|/\lambda)\}, \quad (19)$$

where \mathbf{r} is the physical proper coordinate, related to the comoving coordinate \mathbf{x} by $\mathbf{r} = a\mathbf{x}$.

The model encapsulated by Eq. (18) is phenomenological in nature. For a positive α , it can be derived from a scalar-tensor theory with a potential for the scalar field, described in Appendix B.

One implication of Eq. (19) is that Birkoff's theorem, or Gauss's law, no longer holds: a test particle in a

spherically-symmetric matter distribution feels a force from the matter both inside and outside the surface of constant radius defined by its position.

We investigate three methods, one exact and two approximate, for solving for the nonlinear evolution of spherically-symmetric perturbations, the details of which are deferred to Appendix C. This nonlinear problem has to be solved to determine the appropriate collapse threshold $\delta_{\text{crit},i}$ used in the excursion set calculation. The violation of Birkoff's theorem implies an initially top-hat perturbation does not remain so. However, we find that modelling the spherical perturbation as homogeneous (i.e. a top hat) at every time step is a good approximation for the parameters and halo masses of interest. Other infra-red modifications of gravity, such as DGP, appear to share the same feature — Schaefer & Koyama have argued [36] that the effect of the violation of Birkoff's theorem in DGP gravity should be small.

We find that a Yukawa-type modification of gravity, which is consistent with observations of galaxy clusters and hence has $\lambda > 5 h^{-1}$ Mpc, will only affect the collapse dynamics for haloes with mass $M \gtrsim 10^{14} h^{-1} M_\odot$; for smaller haloes the evolution is basically GR-like. This is consistent with previous studies of spherical collapse of large haloes in Yukawa-modified gravity [18].

In the rest of this section, we present results for the barrier $\delta_{\text{crit},i}$ from the spherical collapse computation, and for the halo bias b_1 from the excursion set method. The background cosmology is taken to be that of Λ CDM (see Appendix B for discussions on consistency with modifying gravity for the perturbations). For the power spectrum, we use the analytic fit from [37], with parameters fixed by the WMAP 5-year analysis: $\Omega_{\text{CDM}} = 0.206$, $\Omega_{\text{baryon}} = 0.043$, $\Omega_\Lambda = 1 - (\Omega_{\text{CDM}} + \Omega_{\text{baryon}})$, $n_s = 0.961$, $h = 0.724$ [38]. We normalize the power spectrum at a high redshift ($z_i = 100$), i.e. the primordial normalization is the same for both the standard and non-standard models. The amplitude is chosen such that, if GR were to hold, σ_8 would equal 0.787 today.

A. Barriers

The barrier used in the random walk calculation is the initial overdensity required for a perturbation to collapse to zero radius by an identification redshift z_{form} . In general relativity the required initial overdensity is independent of scale, i.e. the barrier is flat. Curved barriers have been used to model the effect of ellipsoidal, rather than spherical, collapse; e.g. see [39].

For the Yukawa model, the barrier can be generated using the spherical collapse calculation outlined in Appendix C; in what follows we use the homogeneous sphere approximation throughout. For each scale k_1 ($\equiv 1/R_1$, or a mass of M_1), the initial overdensity is found which collapses at z_{form} . This defines $\delta_{\text{crit},i}$, which is equated with δ_1 in the excursion set theory, as a function of k_1 or M_1 . FIG. 2 shows barriers for the Yukawa model with

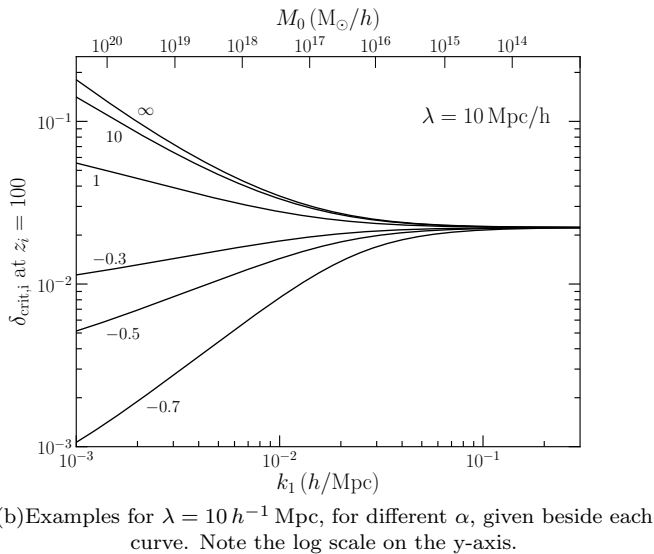
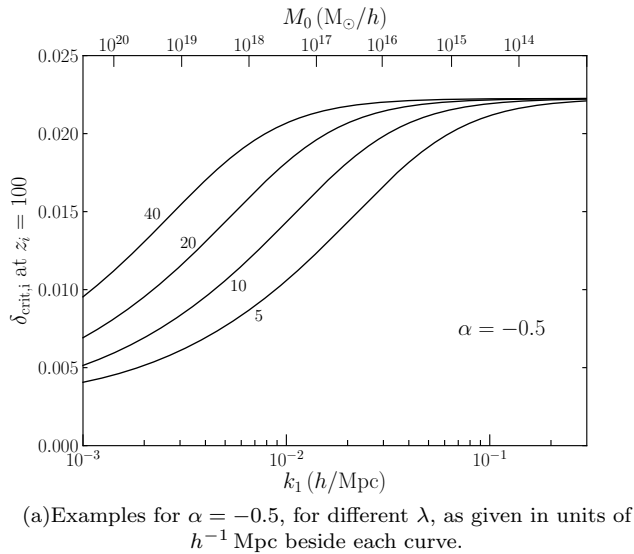


FIG. 2: Barriers in Yukawa models parametrized by α and λ : the overdensity at $z_i = 100$ required on each comoving scale k_1 or mass scale M_1 , in order for that region to collapse by $z_{\text{form}} = 0$.

a range of parameter values for α and λ . At smaller k_1 in the weaker-gravity case ($\alpha > 0$), the barrier is higher because these larger-scale perturbations enter the weakened-gravity regime earlier and experience more of a reduction in the gravitational force, and so need a larger initial overdensity to push them over the edge into collapse; the converse holds for the stronger-gravity ($\alpha < 0$) model. At high k_1 the barrier approaches the GR result, which can be thought of as the value 1.671, scaled back to $z_i = 100$ using the Λ CDM growth factor ratio $D(z_i)/D(z_{\text{form}})$. While not a focus of this paper, FIG. 2 suggests the mass function at the high mass end would be significantly affected by the curving of the barrier, especially its lowering at high mass for $\alpha < 0$. The observed cluster count already constrains α to be not too negative

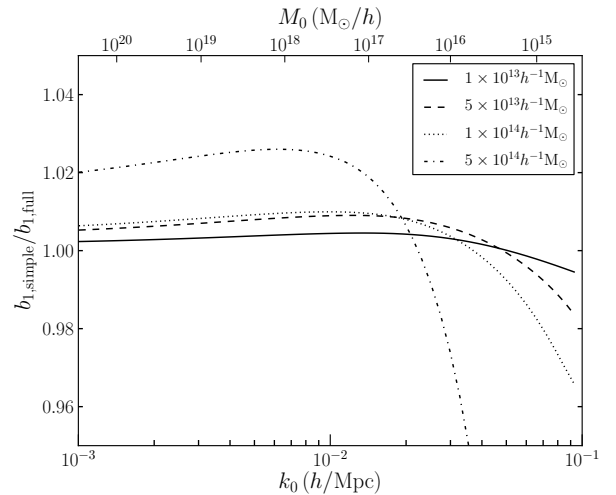


FIG. 3: Ratio of simple (flat barrier, Eq. 10) to full (curved barrier, Eq. 9) bias expressions, for $\alpha = -0.5$, $\lambda = 8 h^{-1}$ Mpc, $z_{\text{obs}} = z_{\text{form}} = 0$.

[18].

Anticipating the linear halo bias that we will calculate next, in FIG. 3 we plot the ratio of the flat barrier solution, Eq. (10), to the full curved barrier solution, Eq. (9) using the numerical procedure of Sec. II F, for four halo masses. The amplitude of the flat barrier is taken to be the collapse threshold δ_1 at high k_1 , which in the case of our models is very close to the Newtonian value. The flat barrier approximation is very good for galaxy-mass haloes—for a halo of $10^{13} h^{-1} M_{\odot}$, the fractional discrepancy in the bias is of order 10^{-3} for the parameters considered. Decreasing $|\alpha|$, increasing λ , or increasing z_{form} will flatten the barrier, further reducing this difference. Effects due to barrier curvature are more readily apparent for cluster-mass haloes, because the barriers in FIG. 2 are only curved at large masses.

B. Formation bias

There are two ways in which the halo formation bias (i.e. halo bias with $z_{\text{form}} = z_{\text{obs}}$) differs from the standard expression, due to for instance a modification to the gravitational law. One is from the scale-dependent linear growth, the other is from the curved barrier. The former is the dominant effect. As we have seen already from FIG. 3, the curvature of the barrier does not have a significant impact on the halo bias, on scales $k_0 \lesssim 0.05$ h/Mpc. The impact on smaller scales is higher, but still minor for sufficiently light haloes.

Our most general expression for the halo bias is given by Eq. (9). The factor of $D(S_0, z_i)/D(S_0, z_{\text{obs}})$ encapsulates the first effect. For instance, in the Yukawa model with $\alpha > 0$ (weaker gravity on larger scales), this factor is larger on large scales, and the halo bias is correspondingly higher. Physically, what drives the higher halo bias

on larger scales is this: recall that we are interested in how the halo overdensity δ_h relates to the matter overdensity δ at redshift z_{obs} ; for a fixed δ , the overdensity δ_0 at the initial redshift z_i (where the random walk is performed) is higher on larger scales if $\alpha > 0$. This larger δ_0 boosts halo formation, and results in a higher halo bias.

The curved barrier is in principle another way in which a scale dependence is imprinted on the halo bias. For this to occur, the barrier must absorb some trajectories before they reach $(S_1, \delta_1(S_1))$ in a way which depends on the starting point S_0 . We do not observe this in the models we consider, because on large scales the random walk has a negligible probability of crossing the barrier because the variance of each step, S , is so low. Therefore large-scale changes to the barrier have very little effect on the bias. (If α is strongly negative, say $\alpha \sim -0.7$, the barrier is so low on large scales that it absorbs the random walk paths before they reach ‘sensible’ halo scales, see FIG. 2(b). This produces a strongly scale-dependent bias and drastic under-production of low-mass haloes, which is clearly incompatible with observations.)

FIG. 4 shows the halo bias computed using the full excursion set theory, with a barrier determined by the exact spherical collapse calculation. The scale dependence of the bias comes almost entirely from the large-scale growth factor, and is well described by our flat-barrier expressions, Eqs. (11), (13), or (15). As the halo mass increases (and so the variance S_1 decreases) the factor multiplying the scale-dependent growth factor ratio, $(\delta_1^2/S_1 - 1)/\delta_1$, becomes larger, leading to more pronounced scale dependence in the formation bias. The different curves in FIG. 4 are produced by the same scale-dependent factor multiplying a mass-dependent amplitude.

C. Passive bias evolution

In the previous section we observed the haloes at the time of their formation. Some galaxy populations form at an early redshift and then evolve passively, without further major merger events. In this scenario the total number of haloes is conserved after the formation epoch; the haloes increase their mass only by accreting much smaller haloes. The mass assigned to the haloes is their mass at formation, disregarding subsequent accretion.

Here $z_{\text{form}} \neq z_{\text{obs}}$; the formation redshift determines the barrier shape and height via $\delta_1 = \delta_{\text{crit},i}$ (this is the initial overdensity threshold which has to be evolved back from the formation redshift), while the observation redshift determines the relationship between δ_0 and δ , Eq. (6). This combination reproduces, in the excursion set formalism, the modified-gravity bias-evolution results previously derived from the perturbation equations by HP [10], in the sense that $b_1 - 1$ scales with $D(S_0, z_{\text{form}})/D(S_0, z_{\text{obs}})$, as in Eq. (12). However, it should be kept in mind that according to the excursion set theory, the formation bias is not scale-independent in

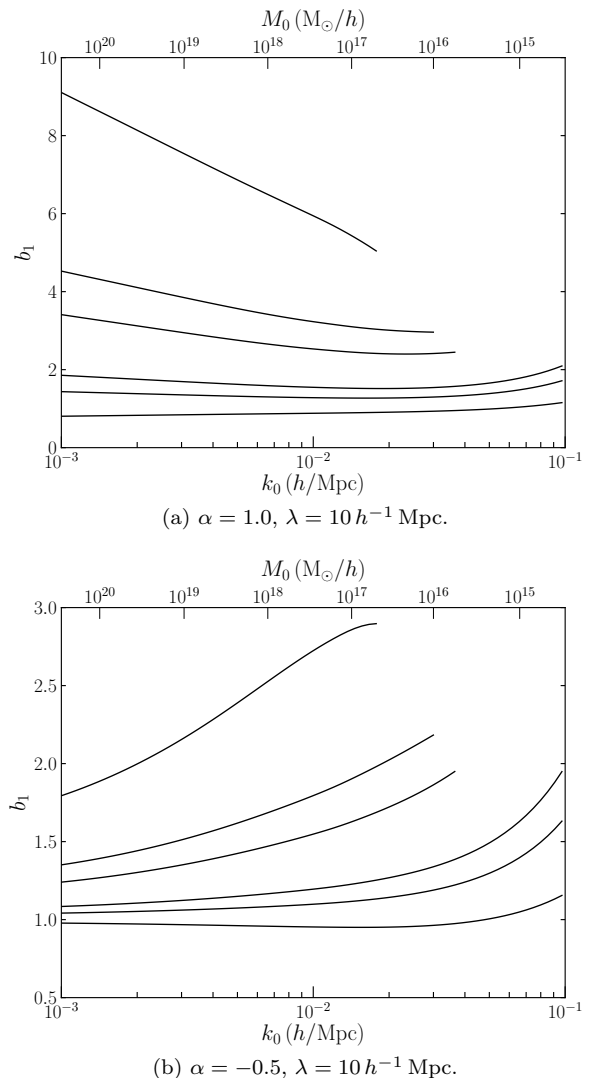


FIG. 4: Bias versus scale for $z_{\text{form}} = z_{\text{obs}} = 0$. The halo masses in each case are, in units of $h^{-1} M_{\odot}$, 5×10^{14} (most biased), 10^{14} , 5×10^{13} , 10^{13} , 5×10^{12} , and 10^{12} (least biased). For the three largest masses, the curves are discontinued beyond the scale at which halo exclusion becomes important, i.e. where $M_1/M_0 = 0.01$. The panels illustrate the predictions for two Yukawa models.

general, but is instead given by Eq. (13).

The combined effects of formation bias and passive bias evolution can be non-intuitive. For example, in FIG. 5 the stronger large-scale gravity ($\alpha < 0$) causes the bias to be smaller on large scales, but passive evolution decreases the smaller scale bias faster. This is because on smaller scales the bias is greater, and thus is more quickly diluted by passive evolution.

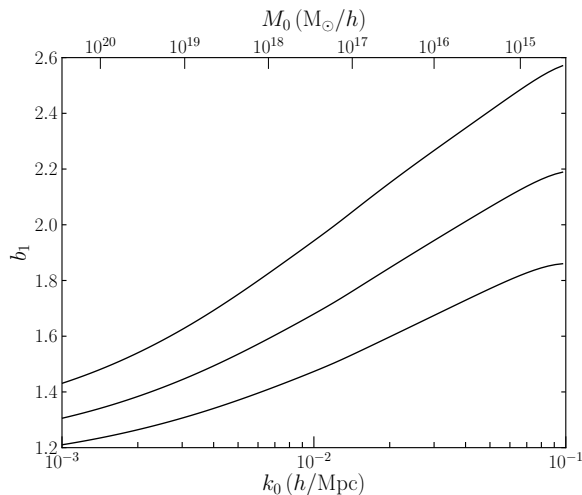


FIG. 5: Passive bias evolution of a $5 \times 10^{12} h^{-1} M_{\odot}$ halo which forms at $z_{\text{form}} = 1$ and is observed at $z_{\text{obs}} = 1$ (top), 0.5, and 0 (bottom); in this case $\alpha = -0.5$, $\lambda = 10 h^{-1}$ Mpc.

D. Comparison with observations — an example

For comparison with observations, it is sometimes convenient to consider an apparent bias b_{app} , defined as

$$b_{\text{app}}(k_0) \equiv \frac{D(k_0, z_{\text{obs}})}{D(k_0, z_i)} \frac{D_{\Lambda\text{CDM}}(z_i)}{D_{\Lambda\text{CDM}}(z_{\text{obs}})} b_1(k_0), \quad (20)$$

where $D_{\Lambda\text{CDM}}$ is the growth factor according to the standard ΛCDM model, and D is that according to our non-standard model. This is constructed such that the power spectrum of haloes in the non-standard model P_{haloes} is related to the matter power spectrum in ΛCDM $P_{\Lambda\text{CDM}}$ by

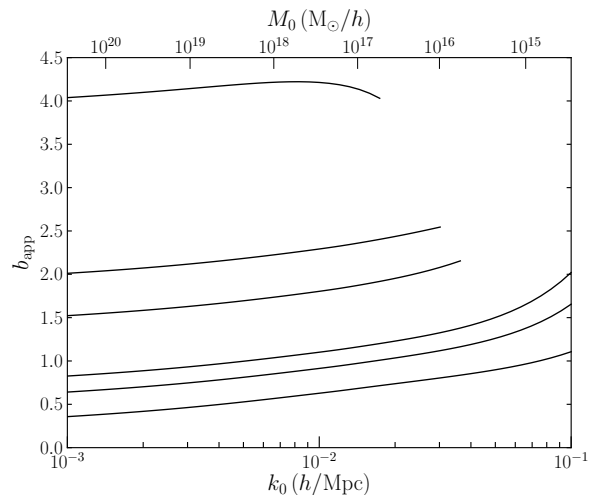
$$P_{\text{haloes}} = b_{\text{app}}^2(k) P_{\Lambda\text{CDM}}. \quad (21)$$

This is a necessary step when we don't know the matter power spectrum directly, and so must compare the observed galaxy distribution to what would be expected from an underlying standard-gravity matter distribution. If the matter power spectrum were known, from weak lensing for example, we could compare the measured bias to the true bias b_1 directly.

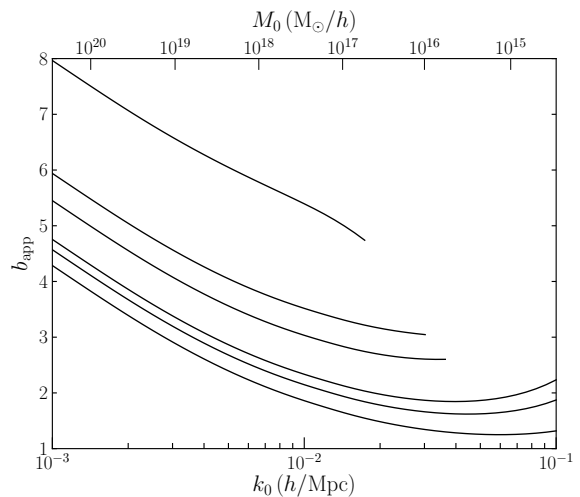
The apparent bias is plotted against scale in FIG. 6. On large scales the apparent bias has a constant slope, which is the same for all halo masses. This is because the form of the true bias, $b_1 \approx 1 + f_1(k_0)f_2(M_1)$ (Eq. 11), when multiplied by the scale-dependent factor $D(k_0, z_{\text{obs}})/D(k_0, z_i)$, becomes $b_{\text{app}} \approx g_1(k_0) + g_2(M_1)$.

In FIG. 6(c), the large-scale apparent bias actually *increases* with passive evolution—this is due to the overall multiplicative factor in front of b_1 in the previous equation, which is greater than one on large scales when $\alpha < 0$. The opposite occurs for positive α : the large-scale apparent bias drops faster than the physical bias.

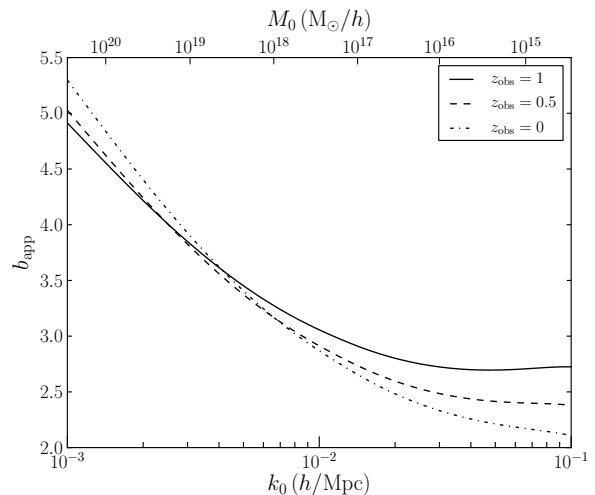
The high intrinsic luminosity of luminous red galaxies (LRGs) makes them useful tracers of the large-scale



(a) $\alpha = 1.0$, $\lambda = 10 h^{-1}$ Mpc. Compare with FIG. 4(a).



(b) $\alpha = -0.5$, $\lambda = 10 h^{-1}$ Mpc. Compare with FIG. 4(b).



(c) Passive apparent bias evolution of a $5 \times 10^{12} h^{-1} M_{\odot}$ halo; $z_{\text{form}} = 1.0$, $z_{\text{obs}} = 1.0$ (solid), 0.5 (dashed), 0 (dashed-dotted). Compare with FIG. 5.

FIG. 6: Birth and evolved apparent (rather than physical) biases for the same parameters and halo masses as FIG. 4 and FIG. 5.

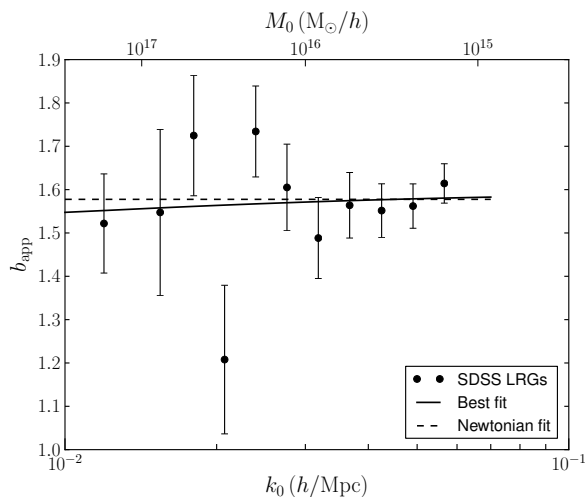


FIG. 7: Galaxy biases derived from the SDSS LRGs, with Yukawa and Newtonian best fit curves. The best fit parameters are $\alpha = 0.065$, $\lambda = 6.5 h^{-1} \text{ Mpc}$

cosmic density field. We calculate the galaxy bias of the LRGs as a function of scale, using the LRG power spectrum derived from the SDSS galaxy redshift survey [40], and the standard matter power spectrum, whose parameters are set to the WMAP 5-year maximum-likelihood values [38]. The LRGs are mostly believed to occur as the largest galaxy in individual haloes, and so the galaxy bias is approximately the host halo bias.

A description of the halo clustering with only the first bias parameter and the matter power spectrum is consistent only on linear scales, which we estimate here as those scales where the scale dependence introduced into the bias by a non-zero $S_0(k_0)$ in Eq. 10 is small. This restricts our analysis of the LRG power spectrum to the eleven data points available for $k_0 \lesssim 0.06 h \text{ Mpc}^{-1}$.

The LRGs may be a passively evolving population [41] (however, see [42] for an opposing view). Despite this, we use the formation bias at the median redshift of the sample, $z_{\text{form}} = z_{\text{obs}} = 0.35$, in order to include any mass the haloes may have accreted since they formed. Ideally, one would bin the galaxies by redshift and account for the changing predicted bias shape for each modified gravity model, thus providing two tests: the shape of the bias curve at each redshift, and the evolution of the bias (in both shape and magnitude) with time. This may be feasible with future data sets.

A complete analysis would include marginalization over the matter spectral index and σ_8 . To derive some preliminary constraints, we fix all the properties of the matter power spectrum and (Λ CDM) expansion history, and marginalize over halo mass in a χ^2 minimization procedure⁵ for each combination of α and λ . Fitting the

⁵ Here, we do not distinguish between the k 's in our equations

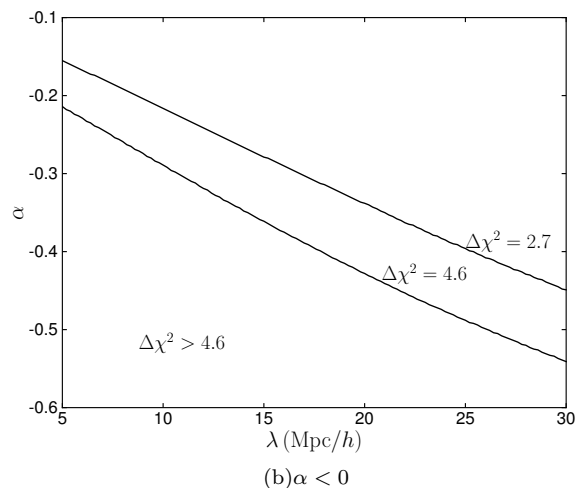
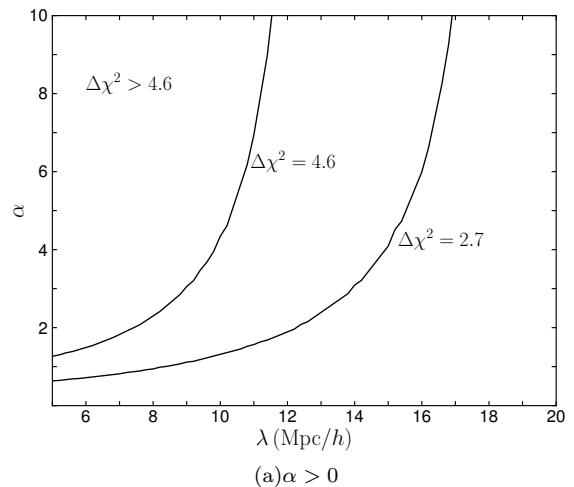


FIG. 8: Contours of constant $\Delta\chi^2$ in the α - λ plane. The regions containing $\alpha = 0$ are ‘included’ by the contours.

apparent formation bias at the median redshift of the LRG sample gives best-fit parameters $\alpha = 0.065$, $\lambda = 6.5 h^{-1} \text{ Mpc}$, $M_1 = 1.2 \times 10^{13} h^{-1} M_\odot$, with $\chi^2 = 10.08$. This is statistically indistinguishable from the Newtonian fit, with $\chi^2 = 10.21$. In fact, one could argue that the data does not favor the Yukawa model since it requires more parameters without improving χ^2 much. However, the error bars are at the moment rather large. The ob-

(which are really defined in real space, in the sense of $k = 1/R$) and the true Fourier-space k 's as in the observed galaxy power spectrum. This is not an issue if one has a scale-independent growth factor, and therefore a scale-independent large-scale bias. But for our present purpose, some extra care should in principle be taken in determining the correct mapping between our k 's and the observed Fourier-based k 's. Simulations can be used to address this issue, which we leave for future work.

served biases and model fits are shown in FIG. 7.

FIG. 8 shows contours of constant $\Delta\chi^2$ in the α - λ plane. Marginalization over α or λ is poorly constraining, since in both cases the Newtonian limit ($\alpha \rightarrow 0$ or $\lambda \rightarrow \infty$) is allowed, and so the marginalized $\Delta\chi^2$ cannot be larger than 0.13. This method places better limits on stronger-than-Newtonian-gravity models. These constraints should be considerably improved by future galaxy clustering measurements, especially those on scales $k_0 < 0.1 h \text{Mpc}^{-1}$.

IV. CONCLUSIONS

We have worked out the large-scale halo bias b_1 in a theory that has a scale-dependent linear growth, such as modified gravity or clustered dark energy. We give several expressions in §II C & II D. The most general expression is Eq. (9). It relates b_1 to the first crossing distribution f , which can be computed using the method described in §II F, for a general curved barrier. Note that all quantities describing the random walk: $\delta_1, S_1, \delta_0, S_0$ are defined at the initial redshift z_i , as opposed to the formation redshift z_{form} .

A much simpler expression, Eq. (15), obtains in cases where the barrier can be approximated as flat. As can be seen in the example depicted in FIG. 2, the barrier is generally not flat once a scale-dependent growth factor is allowed. However, it is often true that the barrier deviates from flatness only for the largest masses, and a flat barrier approximation (set at the small mass level) actually works quite well in predicting the halo bias for more modest halo masses (FIG. 3). The expression in Eq. (15) is particularly easy to use because the threshold for collapse $\delta_{1,\text{form}}$ and the variance $S_{1,\text{form}}$ are defined at the formation redshift as usual.

Our main result is the imprinting of a scale dependence on the formation bias, by the modified linear growth factor. This can be understood to occur because regions of the same overdensity but different sizes today would not all have had the same overdensity at an earlier redshift, and hence would have varying halo densities (see Sec. III B). The scale dependence of the growth factor manifests itself at a single redshift, making it possible to look for it with a local-universe snapshot. Using this effect and an appropriate galaxy sample, one can place constraints on gravity theories, as we demonstrate with a simple Yukawa theory.

We have focused on the case in which the formation bias is deterministic. However, this bias may be stochastic, in which case this stochasticity will also be scale-dependent [10]. Although we will not perform a detailed analysis of stochastic bias here, we note that, even if the formation bias is deterministic in, say, k -space, the scale dependence means that it will be stochastic in real space (and vice-versa) [43]. Thus, the stochasticity of the bias is another potential signature of modified gravity theories.

Looking forward, it would be interesting to work out how a scale-dependent large-scale bias can be incorporated into optimal weighting schemes for recovering the mass distribution from a galaxy or halo catalog [44, 45].

Acknowledgments

We would like to thank Zoltan Haiman for useful comments and encouragement. LH thanks members of the CCPP at NYU, the IAS at Princeton and Physics Department at the University of Hong Kong for their fabulous hospitality. This work is supported by the DOE DE-FG02-92-ER40699, NASA 09-ATP09-0049, NSF AST-0908421, and the Initiatives in Science and Engineering Program at Columbia University.

Appendix A: Density field extrapolation

In an excursion set calculation, there are in principle four different redshifts that might be relevant: the initial redshift z_i (taken to be 100 in this paper), the formation redshift z_{form} , the observation redshift z_{obs} , and the redshift at which all the random walk variables (the variances S_0, S_1 , etc) are defined: let us call it z_{fields} , or the random walk redshift.

In the standard theory, i.e. GR, the choice of z_{fields} is immaterial. The simplest way to see this is to examine the flat barrier (but otherwise general) expression for bias in Eqs. (12) and (13). In this expression, the random walk variables δ_1 and S_1 are defined at the initial redshift z_i . In other words, the choice $z_{\text{fields}} = z_i$ has been made. It is simple to see that if the growth factor D were scale-independent, choosing a different random walk redshift, i.e. $z_i \rightarrow z_{\text{fields}} \neq z_i$ would have made no difference to the predicted bias. This is because in the expression for the formation bias (Eq. [13]), δ_1^2/S_1 is independent of the random walk redshift by definition, and $\delta_1 D(S_0, z_{\text{form}})/D(S_0, z_{\text{fields}})$ (with δ_1 defined at z_{fields}) is also independent of z_{fields} . The key is that the growth factor relevant for δ_1 , which is on scale S_1 , is the same as the growth factor on scale S_0 . This is true in GR, but not true for non-standard theories where the growth factor is generally scale-dependent. Indeed, in the standard theory, it is common practice to choose $z_{\text{fields}} = z_{\text{form}}$, such that for instance in an Einstein-de Sitter universe, δ_1 takes the value 1.686.

In non-standard theories, the formation bias given by Eq. (13) is still insensitive to the precise choice of $z_{\text{fields}} = z_i$, as long as z_i is sufficiently early. This is because we expect the (sub-Hubble) growth to be scale-independent at sufficiently early times. Choosing z_{fields} to be some late redshift, however, would change the predicted bias. Our choice of z_{fields} being equal to some early initial redshift is in keeping with the excursion set philosophy, namely that characteristics of the initial random Gaussian fluctuations, such as how they change

with smoothing scale (i.e. the random walk), determine whether a region ultimately collapses into a halo by a certain redshift.

Appendix B: Scalar-tensor Theory

In this section, we would like to make explicit how the Yukawa model we use as an illustrative example can be obtained from a scalar-tensor theory [46]. In the Einstein frame, a scalar-tensor theory with potential scalar self-interactions can be written as

$$S = \frac{1}{8\pi G} \int d^4x \sqrt{-g} \left[\frac{1}{2} R - \frac{1}{2} \nabla_\mu \varphi \nabla^\mu \varphi - V(\varphi) \right] + \int d^4x \mathcal{L}_m(\psi_m, \Omega^{-2}(\varphi) g_{\mu\nu}), \quad (\text{B1})$$

where R is the Ricci scalar, the dimensionless φ mediates a scalar fifth force, $V(\varphi)$ is the scalar potential, and ψ_m represents matter which is minimally coupled not to the Einstein frame metric $g_{\mu\nu}$ but its conformal cousin $\Omega^{-2}(\varphi)g_{\mu\nu}$. Here, φ is typically small such that the conformal factor can be expanded as

$$\Omega^2(\varphi) \sim 1 - 2\beta\varphi \quad (\text{B2})$$

where β is a coupling constant, typically of order unity for a gravitational-strength scalar force.

The total gravitational + scalar acceleration an infinitesimal particle experiences is

$$\ddot{X}_i = -\partial_i \phi = -\partial_i \tilde{\phi} - \beta \partial_i \varphi, \quad (\text{B3})$$

where ϕ is the effective (total) gravitational potential, and $\tilde{\phi}$ is the (Einstein frame) gravitational potential. The scalar field φ and the gravitational potential $\tilde{\phi}$ satisfy the equations:

$$\begin{aligned} \nabla^2 \tilde{\phi} &= 4\pi G \bar{\rho} a^2 \delta \\ \nabla^2 \varphi &= a^2 \left[\frac{\partial V}{\partial \varphi} - \frac{\partial V}{\partial \tilde{\phi}} \right] + 8\pi \beta G \bar{\rho} a^2 \delta \end{aligned} \quad (\text{B4})$$

where δ is the overdensity, $\bar{\rho}$ is the mean density, and $\tilde{\varphi}$ is the scalar field value at mean density. If the potential V were negligible, one can see that ϕ and φ would be proportional to each other, and the test particle would accelerate according to an effective gravitational potential of $\phi = \tilde{\phi}(1 + 2\beta^2)$. More generally, assuming the fluctuation of φ from $\tilde{\varphi}$ is small, one can Taylor expand and rewrite the potential terms on the right as $\sim (a^2/\lambda^2)(\varphi - \tilde{\varphi})$, where $1/\lambda^2$ is the second derivative of the potential evaluated at $\tilde{\varphi}$. One therefore finds $\varphi[1 + a^2/(k^2\lambda^2)]/(2\beta) = \tilde{\phi}$ in Fourier space. This means the total effective gravitational potential $\phi = \tilde{\phi} [1 + 2\beta^2 k^2/(k^2 + a^2/\lambda^2)]$. Combining this with the Poisson equation for $\tilde{\phi}$ gives us the Yukawa model in Eq. (18), if one makes the identification $\alpha = 2\beta^2$, and $G_N = G(1 + 2\beta^2)$. The Yukawa model we study assumes λ is a constant, but it should evolve in

general, depending on the precise form of the potential V .

Note that α is always positive in this sort of formulation. The case of a negative α is best regarded as purely phenomenological. Note also that depending on the potential V , the scalar-tensor theory could exhibit a chameleon mechanism on sufficiently small scales, under which $(\varphi - \tilde{\varphi})/\tilde{\varphi}$ cannot be considered a small perturbation. In this case, one finds 3 regimes: the largest scales (compared to λ) on which the scalar force is Yukawa suppressed, the intermediate scales on which the scalar force is operative, and the small scales on which the chameleon mechanism takes over to suppress the scalar force. With the chameleon mechanism, there is the additional possibility of equivalence principle violations, namely that macroscopic objects (as opposed to test particles) do not necessarily all fall at the same rate. See [47, 48] for further discussions (note that their α is the same as β here).

Appendix C: Spherical collapse

The Euler equation in an expanding universe is

$$\frac{D\mathbf{v}}{D\eta} = -\frac{a'}{a}\mathbf{v} - \nabla\phi, \quad (\text{C1})$$

where η is conformal time, \mathbf{v} is the peculiar velocity $d\mathbf{x}/d\eta$ (\mathbf{x} being comoving position), $a' \equiv da/d\eta$, ∇ is the gradient operator with respect to the comoving coordinates, and ϕ is the perturbation in the gravitational potential. $D/D\eta$ is strictly speaking a material derivative, but, since we are going to follow the motion of a surface (a spherical shell), we are using Lagrangian coordinates, and so can think of this as just a normal time derivative $d/d\eta$. Rewriting this in terms of the physical (proper) co-ordinate R of a spherical shell, with the scale factor as our time co-ordinate, we find

$$\frac{d^2 R}{da^2} = \frac{1}{a^2 H} \left\{ \left(H + a \frac{dH}{da} \right) \left(R - a \frac{dR}{da} \right) - \frac{1}{H} \nabla_R \phi \right\}. \quad (\text{C2})$$

We investigate three approaches to calculate the evolution of a spherically-symmetric perturbation, with an initial top-hat profile. In the first case, we divide the perturbation into spherical shells and follow the motion of each shell under the gravitational force from every other shell. This method includes the effect of inhomogeneity (i.e. departure from a pure top-hat profile), which we might expect to be important because of the violation of Gauss's law. The second method approximates the perturbation as a homogeneous sphere at every time step, and only solves for the motion of the outermost surface. Thirdly, we use Raychaudhuri's equation to replace Eq. (C2), approximating the problem as local. In all cases we use a fourth-order Runge-Kutta integrator with Cash-Karp co-efficients and adaptive step-size adjustment, similar to that found in Press *et al.* [35].

The initial conditions for the velocity are

$$\frac{dR}{da} = \frac{R}{a} \left[1 - \frac{\delta}{3(1+\delta)} \right]; \quad \frac{d\delta}{da} = \frac{\delta}{a},$$

the same as would be used in Newtonian gravity, because these are set early in the matter era, when the effects of any modifications to gravity will be negligible.

a. Inhomogeneous simulations

For the inhomogeneous simulations, the force experienced by any shell can be split into three contributions: that due to the Newtonian $1/r$ part of Eq. (19), and those due to the additional Yukawa-type contributions from shells internal and external to the point of interest. Integrating the potential measured at r sourced by a shell of thickness dr' centered on r' , and taking the gradient with respect to r , we find that the Newtonian-type contribution is

$$\nabla_r \phi_N = \frac{G_N}{1+\alpha} \frac{M_{int} - (4\pi/3)\bar{\rho}(a)r^3}{r^2}, \quad (\text{C3})$$

where M_{int} is the total mass internal to the proper radius r ; the Yukawa-type contribution from internal shells is

$$\begin{aligned} \nabla_r \phi_{Y,int} &= 2\pi\alpha \frac{G_N}{1+\alpha} dr' \bar{\rho}(a) \delta_i \frac{r'\lambda}{r} \left(\frac{1}{r} + \frac{1}{\lambda} \right) \\ &\times \left\{ \exp[-(r-r')/\lambda] - \exp[-(r+r')/\lambda] \right\}, \end{aligned} \quad (\text{C4})$$

where δ_i is the overdensity of the source shell, and the Yukawa-type contribution from external shells is

$$\begin{aligned} \nabla_r \phi_{Y,ext} &= -2\pi\alpha \frac{G_N}{1+\alpha} dr' \bar{\rho}(a) \delta_i \frac{r'\lambda}{r} \\ &\times \left\{ \left(\frac{1}{\lambda} - \frac{1}{r} \right) \exp[-(r'-r)/\lambda] \right. \\ &\left. + \left(\frac{1}{\lambda} + \frac{1}{r} \right) \exp[-(r'+r)/\lambda] \right\}. \end{aligned} \quad (\text{C5})$$

b. Homogeneous simulations

For the homogeneous-sphere simulations, the gradient of the gravitational potential at the surface of a perturbation of total mass M and radius R is

$$\begin{aligned} \nabla_R \phi &= \frac{G_N}{1+\alpha} \left(M - \frac{4\pi}{3} \bar{\rho}(a) R^3 \right) \frac{1}{R^2} \\ &\times \left\{ 1 + \alpha \left(1 + \frac{R}{\lambda} \right) \mathcal{F}(R/\lambda) \right\}, \end{aligned} \quad (\text{C6})$$

and the form factor [49] is given by

$$\mathcal{F}(x) = \frac{3}{x^3} e^{-x} \{ x \cosh(x) - \sinh(x) \}.$$

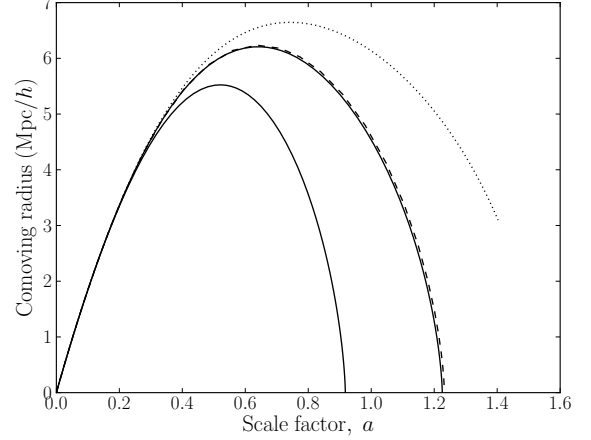


FIG. 9: Comparison of nonlinear solution methods. Lower solid line: Newtonian solution; upper solid line: homogeneous simulation; dashed line: inhomogeneous simulation; dotted line: local transformation (evaluated at center).

c. Local density-field transformation

Gaztañaga & Lobo [50] use a combination of the continuity and Raychaudhuri equations to derive a differential equation for the nonlinear evolution of the density field in Brans-Dicke gravity. We adopt their method to our problem.

Taking the divergence of the Euler equation (C1), and ignoring shear and vorticity, it can be shown that

$$\frac{D\theta}{D\eta} + \frac{1}{3}\theta^2 + \frac{a'}{a}\theta = -\nabla^2\phi, \quad (\text{C7})$$

where it should be kept in mind that $D/D\eta$ is a Lagrangian derivative, and $\theta \equiv \nabla \cdot \mathbf{v}$. Putting this together with the continuity equation $D\delta/D\eta = -(1+\delta)\theta$, we obtain:

$$\frac{D^2\delta}{D\eta^2} + \frac{a'}{a} \frac{D\delta}{D\eta} - \frac{4}{3} \frac{1}{1+\delta} \frac{D\delta}{D\eta} = (1+\delta)\nabla^2\phi \quad (\text{C8})$$

Note that spatial derivatives in this equation are comoving. To close this equation, we need to relate $\nabla^2\phi$ to δ . Taking the divergence of Eq. (19), and applying the divergence theorem, we find $\nabla^2\phi$ located at the center of the spherical top hat (where shear and vorticity can justifiably be ignored) to be:

$$\nabla^2\phi = 4\pi \frac{G_N}{1+\alpha} \bar{\rho} a^2 \delta \left\{ 1 + \alpha \left(1 + \frac{R}{\lambda} \right) e^{-R/\lambda} \right\}. \quad (\text{C9})$$

The proper radius R and δ are related by mass conservation, i.e. $(1+\delta)R^3/a^3$ is a constant.

d. Comparison of methods

The three modified-dynamics methods give very similar results when the deviation from the Newtonian tra-

jectory is small, usually when $R < \lambda$ at all times. However, in more extreme scenarios the Raychaudhuri equation method overstates the degree to which the gravity modification changes the trajectory, in comparison to the inhomogeneous sphere method, which we assume is the most accurate. $R(a)$ trajectories for the three modified gravity solutions are shown in FIG. 9, along with the

associated Newtonian path; $\alpha = 5$, $\lambda = 5 h^{-1}$ Mpc.

It appears that the local approximation inherent in the Raychaudhuri method breaks down when $R \gtrsim \lambda$. However, the homogeneous-sphere approximation continues to hold until well beyond the limits of interest: $M \lesssim 10^{16} M_{\odot}/h$, $\lambda \gtrsim 10 h^{-1}$ Mpc.

-
- [1] P. Creminelli, G. D’Amico, J. Norena, and F. Vernizzi, *JCAP* **0902**, 018 (2009), 0811.0827.
- [2] G. R. Dvali, G. Gabadadze, and M. Porrati, *Phys. Lett.* **B485**, 208 (2000), hep-th/0005016.
- [3] A. Nicolis, R. Rattazzi, and E. Trincherini, *Phys. Rev.* **D79**, 064036 (2009), 0811.2197.
- [4] C. de Rham, G. Gabadadze, and A. J. Tolley (2010), 1011.1232.
- [5] M. Fierz, *Helv. Phys. Acta* **29**, 128 (1956).
- [6] P. Jordan, *Z. Phys.* **157**, 112 (1959).
- [7] C. Brans and R. H. Dicke, *Phys. Rev.* **124**, 925 (1961).
- [8] H. A. Buchdahl, *Mon. Not. Roy. Astron. Soc.* **150**, 1 (1970).
- [9] S. M. Carroll, V. Duvvuri, M. Trodden, and M. S. Turner, *Phys. Rev.* **D70**, 043528 (2004), astro-ph/0306438.
- [10] L. Hui and K. P. Parfrey, *Phys. Rev.* **D77**, 043527 (2008), 0712.1162.
- [11] J. N. Fry, *Astrophys. J.* **461**, L65 (1996).
- [12] M. Tegmark and P. J. E. Peebles (1998), astro-ph/9804067.
- [13] W. H. Press and P. Schechter, *Astrophys. J.* **187**, 425 (1974).
- [14] J. M. Bardeen, J. R. Bond, N. Kaiser, and A. S. Szalay, *Astrophys. J.* **304**, 15 (1986).
- [15] J. R. Bond, S. Cole, G. Efstathiou, and N. Kaiser, *Astrophys. J.* **379**, 440 (1991).
- [16] C. Lacey and S. Cole, *Mon. Not. Roy. Astron. Soc.* **262**, 627 (1993).
- [17] R. K. Sheth, *Mon. Not. Roy. Astron. Soc.* **300**, 1057 (1998), astro-ph/9805319.
- [18] M. C. Martino, H. F. Stabenau, and R. K. Sheth, *Phys. Rev.* **D79**, 084013 (2009), 0812.0200.
- [19] F. Schmidt, M. Lima, H. Oyaizu, and W. Hu, *Phys. Rev.* **D79**, 083518 (2009), 0812.0545.
- [20] J. Khoury and M. Wyman, *Phys. Rev.* **D80**, 064023 (2009), 0903.1292.
- [21] F. Schmidt, *Phys. Rev.* **D80**, 123003 (2009), 0910.0235.
- [22] K. C. Chan and R. Scoccimarro, *Phys. Rev.* **D80**, 104005 (2009), 0906.4548.
- [23] F. Schmidt, W. Hu, and M. Lima, *Phys. Rev.* **D81**, 063005 (2010), 0911.5178.
- [24] R. K. Sheth and G. Tormen, *Mon. Not. Roy. Astron. Soc.* **308**, 119 (1999), astro-ph/9901122.
- [25] A. Lue, R. Scoccimarro, and G. Starkman, *Phys. Rev.* **D69**, 044005 (2004), astro-ph/0307034.
- [26] N. Dalal, O. Dore, D. Huterer, and A. Shirokov, *Phys. Rev.* **D77**, 123514 (2008), 0710.4560.
- [27] S. Chandrasekhar, *Rev. Mod. Phys.* **15**, 1 (1943).
- [28] H. J. Mo and S. D. M. White, *Mon. Not. Roy. Astron. Soc.* **282**, 347 (1996), astro-ph/9512127.
- [29] R. K. Sheth and G. Lemson, *Mon. Not. Roy. Astron. Soc.* **304**, 767 (1999), astro-ph/9808138.
- [30] J. N. Fry and E. Gaztanaga, *Astrophys. J.* **413**, 447 (1993), astro-ph/9302009.
- [31] T. Kitayama and Y. Suto, *Astrophys. J.* **469**, 480 (1996), arXiv:astro-ph/9604141.
- [32] R. K. Sheth and G. Tormen, *Mon. Not. Roy. Astron. Soc.* **329**, 61 (2002), arXiv:astro-ph/0105113.
- [33] T. Y. Lam and R. K. Sheth, *Mon. Not. Roy. Astron. Soc.* **398**, 2143 (2009), 0905.1702.
- [34] J. Zhang and L. Hui, *Astrophys. J.* **641**, 641 (2006), astro-ph/0508384.
- [35] W. H. Press, S. A. Teukolsky, W. T. Vetterling, and B. P. Flannery, *Numerical Recipes in C: The Art of Scientific Computing* (Cambridge: University Press, —c1992, 2nd ed., 1992).
- [36] B. M. Schaefer and K. Koyama, *Mon. Not. Roy. Astron. Soc.* **385**, 411 (2008), 0711.3129.
- [37] D. J. Eisenstein and W. Hu, *Astrophys. J.* **496**, 605 (1998), astro-ph/9709112.
- [38] E. Komatsu, J. Dunkley, M. R.olta, C. L. Bennett, B. Gold, G. Hinshaw, N. Jarosik, D. Larson, M. Limon, L. Page, et al., *Astrophys. J. Suppl. Ser.* **180**, 330 (2009), 0803.0547.
- [39] R. K. Sheth, H. J. Mo, and G. Tormen, *Mon. Not. Roy. Astron. Soc.* **323**, 1 (2001), astro-ph/9907024.
- [40] M. Tegmark et al., *Phys. Rev.* **D74**, 123507 (2006), astro-ph/0608632.
- [41] M. Masjedi, D. W. Hogg, and M. R. Blanton, *Astrophys. J.* **679**, 260 (2008), 0708.3240.
- [42] D. A. Wake et al. (2008), 0802.4288.
- [43] V. Desjacques and R. K. Sheth, *Phys. Rev.* **D81** (2010), 0909.4544.
- [44] N. Hamaus, U. Seljak, V. Desjacques, R. E. Smith, and T. Baldauf, *Phys. Rev. D* **82**, 043515 (2010), 1004.5377.
- [45] Y. Cai, G. Bernstein, and R. K. Sheth, *ArXiv e-prints* (2010), 1007.3500.
- [46] R. V. Wagoner, *Phys. Rev.* **D1**, 3209 (1970).
- [47] L. Hui, A. Nicolis, and C. W. Stubbs, *Phys. Rev. D* **80**, 104002 (2009), 0905.2966.
- [48] L. Hui and A. Nicolis, *Phys. Rev. Lett.* **in press**, [arXiv:1009.2520 [hep (2010), 1009.2520.
- [49] G. W. Gibbons and B. F. Whiting, *Nature (London)* **291**, 636 (1981).
- [50] E. Gaztañaga and J. A. Lobo, *Astrophys. J.* **548**, 47 (2001), astro-ph/0003129.