

The RKKY Interaction and the Nature of the Ground State of Double Dots in Parallel

M. Kulkarni^{1,2} and R. M. Konik¹

¹ *Department of Condensed Matter Physics and Material Science,
Brookhaven National Laboratory, Upton, NY 11973-5000, USA*

² *Department of Physics and Astronomy,
Stony Brook University, Stony Brook, NY 11794-3800, USA*

(Dated: October 17, 2018)

Abstract

We argue through a combination of slave boson mean field theory and the Bethe ansatz that the ground state of closely spaced double quantum dots in parallel coupled to a single effective channel are Fermi liquids. We do so by studying the dots' conductance, impurity entropy, and spin correlation. In particular we find that the zero temperature conductance is characterized by the Friedel sum rule, a hallmark of Fermi liquid physics, and that the impurity entropy vanishes in the limit of zero temperature, indicating the ground state is a singlet. This conclusion is in opposition to a number of numerical renormalization group studies. We suggest a possible reason for the discrepancy.

PACS numbers: 73.63.Kv, 72.10.Fk, 71.27.+a, 02.30.1k

I. INTRODUCTION

Quantum dots provide a means to realize strongly correlated physics in a controlled setting. Because of the ability to adjust gate voltages which control both the tunnelling amplitudes between the dots and the connecting leads and the dots' chemical potential, quantum dots can be tuned to particular physical regimes. One celebrated example of said tuning was the first realization of Kondo physics in a single quantum dot,^{1,2} obtained by adjusting the chemical potential of the dot such that the dot was occupied by one electron.

More generally, engineered multi-dot systems offer the ability to realize more exotic forms of Kondo physics. This was seen, for example, in the realization of the unstable fixed point of two-channel overscreened Kondo physics in a multi-dot system.³ There has thus been considerable theoretical interest in double dots systems in different geometries, both in series (for example Refs. 5–10) and in parallel (for example Refs. 11–24). In this article we focus on the strongly correlated physics present on the latter geometry, in particular when there is no direct tunneling between the dots and the dots are not capacitively coupled. Such dot systems have been experimentally realized in numerous instances^{25–27} (for other realizations of double dots in parallel see Refs. 28,29). Although the dots are not directly coupled, they are coupled through an effective Ruderman-Kittel-Kasuya-Yosida (RKKY) interaction. It is aim of this work to explore the nature of the RKKY interaction in parallel double quantum dots.

A straightforward application of the RKKY interaction as typically understood would lead one to believe that in a closely spaced double quantum dot with two electrons present, one on each dot, the RKKY interaction should lead to an effective ferromagnetic coupling between the dots. How should this coupling reveal itself in a transport experiment, the typical probe of a quantum dot system? If a ferromagnetic coupling is present, one expects the electrons on the two dots to bind into a spin-1 impurity. If the dots are coupled to a single effective lead, we obtain, in effect, an underscreened Kondo effect. As the temperature is lowered, the single effective lead will partially screen the spin-1 impurity to an effectively uncoupled spin-1/2 impurity. The ground state of the system will then be a non-Fermi liquid doublet. In particular at small temperatures and voltages, the conductance through the dot will be characterized by logarithms.³⁰ This scenario has been put forth in a number of NRG studies^{13,14,16,17} and is implicit in a number slave boson studies^{18–20} of double dots

in parallel.

We present contrary evidence here that this scenario is not in fact applicable at least for temperatures below the Kondo temperature. We argue that the ground state of closely spaced double dots is instead a Fermi liquid singlet. These findings are consistent with those of Ref. 6. We do so using both the Bethe ansatz and slave boson mean field theory. It has been shown^{11,12} that under certain conditions double dots in parallel admit an exact solution using the Bethe ansatz. This exact solution, following the approach introduced in Ref. 31, can be exploited to compute transport properties. In particular, the zero temperature linear response conductance can be computed exactly. Double quantum dots, however, only admit an exact solution provided their parameters satisfy certain constraints. To ensure that our finding of Fermi liquid behaviour is not an artifact of these constraints, we also study the parallel dot system using slave boson mean field theory. This allows one to study the sensitivity of our results to adding a second weakly coupled channel and to compute such quantities as the spin-spin correlation function, an object not directly computable in the Bethe ansatz.

The paper is organized as follows. In Section II we detail the double dot model that we are interested in studying together with the approaches (Bethe ansatz and slave boson mean field theory) that we employ in studying this system. In Section III we present results on the linear response conductance through the dots both at zero temperature and finite temperature. We show the zero temperature conductance obeys the Friedel sum rule, a hall mark of Fermi liquid physics. We also study the impurity entropy at finite temperature showing that it vanishes in the zero temperature limit indicating the presence of a singlet. Finally in this section, we present results (using slave boson mean field theory alone) of the spin-spin correlation function. Lastly, in Section IV, we discuss the implications of our results and suggest a way they can be reconciled with the conflicting NRG studies.

II. MODEL STUDIED

We study a set of two dots arranged in parallel with two leads. The Hamiltonian for this system is given by

$$\mathcal{H} = -i \sum_{l\sigma} \int_{-\infty}^{\infty} dx c_{l\sigma}^{\dagger} \partial_x c_{l\sigma} + \sum_{\sigma\alpha} V_{l\alpha} (c_{l\sigma}^{\dagger} d_{\sigma\alpha} + \text{h.c.})$$

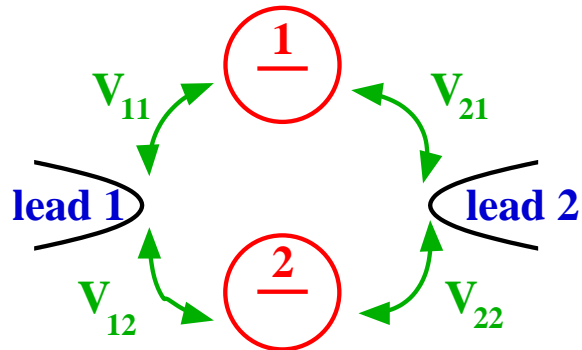


FIG. 1: A schematic of the double dot system.

$$+ \sum_{\sigma\alpha} \epsilon_{d\alpha} n_{\sigma\alpha} + \sum_{\alpha} U_{\alpha} n_{\uparrow\alpha} n_{\downarrow\alpha}. \quad (2.1)$$

The $c_{l\sigma}$ specify electrons with spin σ living on the two leads, $l = 1, 2$. The $d_{\alpha\sigma}$ specify electrons found on the two dots $\alpha = 1, 2$. Electrons can hop from the leads to dots with tunneling strength $V_{l\alpha}$. The strength of the Coulomb repulsion on the two dots is given by U_{α} . We suppose that there is no interdot Coulomb repulsion and that tunneling between the two dots is negligible. A schematic of this Hamiltonian for the two dots is given in Fig. 1.

A. Bethe Ansatz

The above Hamiltonian can be solved exactly via Bethe ansatz under certain conditions. The set of constraints that we will be particularly interested in are as follows:

$$V_{1\alpha}/V_{2\alpha} = V_{1\alpha'}/V_{2\alpha'};$$

$$U_{\alpha}\Gamma_{\alpha} = U_{\alpha'}\Gamma_{\alpha'};$$

$$U_{\alpha} + 2\epsilon_{d\alpha} = U_{\alpha'} + 2\epsilon_{d\alpha'}. \quad (2.2)$$

The first of these conditions results in only a single effective channel coupling to the two leads. This occurs automatically when the dot hoppings are chosen to be symmetric and so is commonly found in the literature.^{13,14,18,20–22,32} The second condition tells us that with $U_{1,2}$ fixed, $\epsilon_{d1} - \epsilon_{d2}$, is also fixed. We thus must move $\epsilon_{d1,2}$ in unison in order to maintain integrability. The final condition tells us that $\sqrt{U_i\Gamma_i}$, the bare scale governing charge fluctuations on the dots must be the same on both dots.

To solve this Hamiltonian we implement a map to even and odd channels, $c_{e/o} = (V_{1/2,\alpha}c_1 \pm V_{2/1,\alpha}c_2)/\sqrt{2\Gamma_\alpha}$ where $\Gamma_\alpha = (V_{1\alpha}^2 + V_{2\alpha}^2)/2$. Under the map, the Hamiltonian factorizes into even and odd sectors:

$$\begin{aligned}\mathcal{H}_e &= -i \sum_{l\sigma} \int_{-\infty}^{\infty} dx c_{e\sigma}^\dagger \partial_x c_{e\sigma} + \sum_{\sigma\alpha} \sqrt{2\Gamma_\alpha} (c_{e\sigma\alpha}^\dagger d_{\sigma\alpha} + \text{h.c.}) \\ &\quad + \sum_{\sigma\alpha} \epsilon_{d\alpha} n_{\sigma\alpha} + \sum_{\alpha} U_{\alpha} n_{\uparrow\alpha} n_{\downarrow\alpha}; \\ \mathcal{H}_o &= -i \sum_{l\sigma} \int_{-\infty}^{\infty} dx c_{o\sigma}^\dagger \partial_x c_{o\sigma},\end{aligned}\tag{2.3}$$

where, as can be seen, the odd sector decouples from the double dot. Using the Bethe ansatz^{11,12} one can construct N-particle wave functions in the non-trivial even sector. These wavefunctions are characterized by N-momenta $\{q_i\}_{i=1}^N$ and M quantum numbers $\{\lambda_\alpha\}_{\alpha=1}^M$. The number of λ_α 's mark the spin quantum number of the wave function: $S_z = N - 2M$. Together the λ_α 's and q_i 's satisfy the following set of constraints:

$$\begin{aligned}e^{iq_j L + i\delta(q_j)} &= \prod_{\alpha=1}^M \frac{g(q_j) - \lambda_\alpha + i/2}{g(q_j) - \lambda_\alpha - i/2}; \\ \prod_{j=1}^N \frac{\lambda_\alpha - g(q_j) + i/2}{\lambda_\alpha - g(q_j) - i/2} &= - \prod_{\beta=1}^M \frac{\lambda_\alpha - \lambda_\beta + i}{\lambda_\alpha - \lambda_\beta - i},\end{aligned}\tag{2.4}$$

where $g(q) = \frac{(p - \epsilon_{d\alpha} - U_\alpha/2)^2}{2\Gamma_\alpha U_\alpha}$. These equations are identical to the set of constraints for a single dot^{42,43} but for the form of the scattering phase $\delta(q)$:

$$\delta(q) = -2 \tan^{-1} \left(\sum_{\alpha} \frac{\Gamma_\alpha}{q - \epsilon_{d\alpha}} \right).\tag{2.5}$$

We will focus in this paper on computing transport properties in linear response. At zero temperature we can use the Bethe ansatz to access such transport quantities exactly.^{12,31} We will also use the Bethe ansatz to obtain an excellent quantitatively accurate prediction (in comparison with NRG) for the finite temperature linear response conductance (see Refs. 12,31 for the Bethe ansatz computation of the finite temperature linear response conductance for a single dot and for the comparable NRG, Ref. 46).

The Bethe ansatz can be exploited to develop certain approximations that allow one to compute certain non-equilibrium quantities, in particular, the out-of-equilibrium conductance³¹ and the noise³³ in the presence of a magnetic field. In order to obtain at

least qualitatively accuracy, the presence of a magnetic field is a necessity. With a magnetic field the Bethe ansatz for a single dot correctly predicts such features as the positioning of the peak in the differential magnetoconductance³³ as say measured in carbon nanotube quantum dots.⁴ In the absence of a magnetic field, the Bethe ansatz inspired approximation breaks down however.³³ We will, again, not consider the double dots out-of-equilibrium in this work.

B. Slave Boson Mean Field Theory

We also study the Hamiltonian (2.1) using a slave-boson mean field theory, a well-known technique, applicable at sufficiently low temperatures.⁴⁷ The starting point is the same Hamiltonian (2.1) and we will study here the $U_\alpha = \infty$ case. The constraint of preventing double-occupancy on the dots is fulfilled by introducing two Lagrange multipliers λ_1 and λ_2 . The slave boson formalism consists of writing the impurity fermionic operator on each dot as a combination of a pseudofermion and a boson operator: $d_{\sigma\alpha} = b_\alpha^\dagger f_{\sigma\alpha}$. Here $f_{\sigma\alpha}$ is the pseudofermion which annihilates one ‘‘occupied state’’ on dot α and b_α^\dagger is a bosonic operator which creates an empty state on dot α . The mean field approximation consists of replacing the bosonic operator by its expectation value: $b_\alpha^\dagger \rightarrow \langle b_\alpha^\dagger \rangle = r_\alpha$. Thus r_α and λ_α together form four parameters which need to be determined using mean field equations. Under the slave boson formalism combined with the mean field approximation, Eq. (2.1) reads

$$\begin{aligned}
H_{SBMFT} = & -i \sum_{l\sigma} \int_{-\infty}^{+\infty} dx c_{l\sigma}^\dagger \partial_x c_{l\sigma} + \sum_{l\alpha\sigma} \tilde{V}_{l\alpha} \left(c_{l\sigma}^\dagger f_{\sigma\alpha} + \text{h.c} \right) \\
& + \sum_{\sigma\alpha} \tilde{\epsilon}_{d\alpha} f_{\sigma\alpha}^\dagger f_{\sigma\alpha} + i \sum_{\alpha} \lambda_\alpha (r_\alpha^2 - 1)
\end{aligned} \tag{2.6}$$

with $\tilde{V}_{l\alpha} = r_\alpha V_{l\alpha}$ and $\tilde{\epsilon}_{d\alpha} = \epsilon_{d\alpha} + i\lambda_\alpha$. The mean field equations are the constraints for the dot $\alpha = 1, 2$,

$$\sum_{\sigma} \langle f_{\alpha\sigma}^\dagger(t) f_{\alpha\sigma}(t) \rangle + r_\alpha^2 = 1, \tag{2.7}$$

and the equation of motion (EOM) of the boson fields,

$$\text{Re} \left[\sum_{l,k,\sigma} \tilde{V}_{l\alpha}^* \langle c_{kl\sigma}^\dagger(t) f_{\sigma\alpha}(t) \rangle \right] + i\lambda_\alpha r_\alpha^2 = 0. \tag{2.8}$$

The above equations can be understood as arising from the conditions

$$\frac{\partial \langle H_{SBMFT} \rangle}{\partial \lambda_\alpha} = 0;$$

T=0 Conductance: Symmetric Dot-Lead Couplings

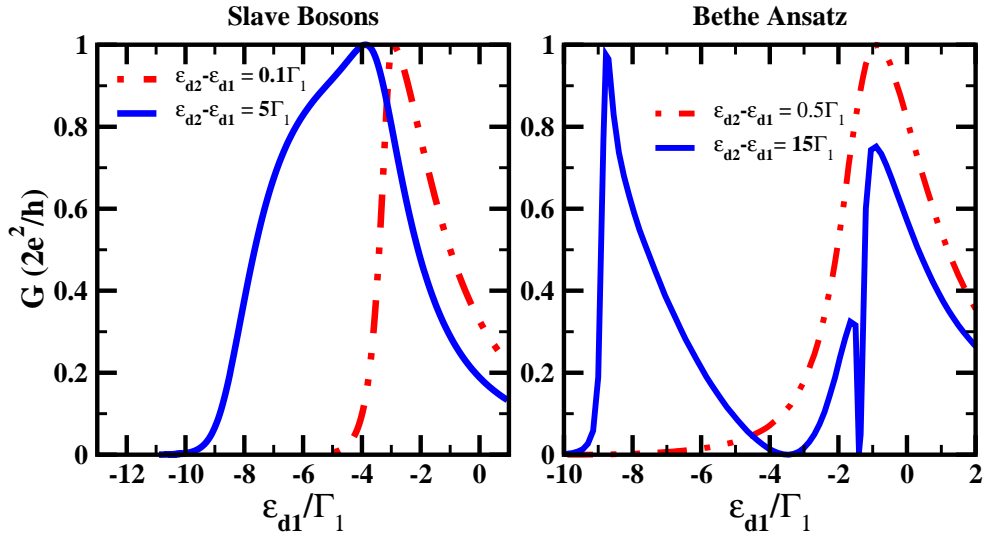


FIG. 2: The zero temperature conductance of a symmetrically coupled double dot computed using slave boson mean field theory and the Bethe ansatz.

$$\frac{\partial \langle H_{SBMFT} \rangle}{\partial r_\alpha} = 0. \quad (2.9)$$

Thus the reality condition on Eqn. 2.8 arises from the reality of the hopping term in the Hamiltonian.³⁴ For any given set of bare parameters $(\epsilon_{d\alpha\sigma}, V_{l\alpha})$ we can compute the renormalized energy $(\tilde{\epsilon}_{d\alpha\sigma})$ and renormalized hybridization $(\tilde{V}_{l\alpha})$ by solving the four equations, Eqns. 2.7 and 2.8. While these results are mean field, they allow one to span a wide parameter space not constrained by the requirements of integrability. For instance, we study asymmetrically coupled dots where two channels couple to the dot, a case not solvable by the Bethe Ansatz. SBMFT allows one also, unlike the Bethe ansatz, to readily study such quantities as the spin-spin correlation function.

III. RESULTS

In this section we present a number of measures as computed using both the Bethe ansatz and slave boson mean field theory that are indicative of the ground state of the double dot plus lead system. We will argue that these are consistent with the ground state of the dot being a singlet state, not a doublet.

T=0 Displaced Electrons: Symmetric Dot-Lead Couplings

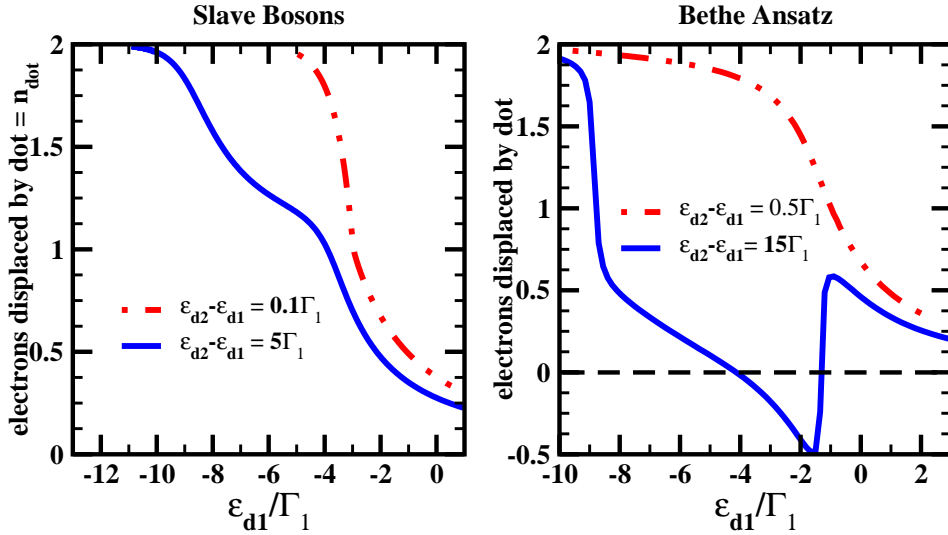


FIG. 3: The number of electrons displaced by the dots, n_d of a symmetrically coupled double dot computed both using SBMFT and the Bethe ansatz. In the case of SBMFT, n_d is simply the dot occupation, $n_{dot} = \sum_{i\sigma} \langle d_{i\sigma}^\dagger d_{i\sigma} \rangle$. In the case of the Bethe ansatz, the quantity plotted is equal to the dot occupation *plus* the $1/L$ correction to the electron density in the leads induced by coupling the dots to the leads.

A. Zero Temperature Conductance

The first measure we examine is the zero temperature linear response conductance, G . For the BA, G is computed as is discussed in great detail in Refs. 31 and 12. For the SBMFT, G is computed by first solving for the variational parameters, r_α , and $\tilde{c}_{d\alpha}$, $\alpha = 1, 2$, and then determining the corresponding transmission amplitude via solving a one-particle Schrödinger equation. This procedure is detailed in Appendix B.

If the double dot is in a singlet state, we expect G to vanish as $\epsilon_{d1,2}$ are lowered, moving the dot into the Kondo regime. This is consistent with understanding the singlet state as a Fermi liquid state. If a Fermi liquid, G will obey the Friedel sum rule:⁴⁴

$$G = \sum_{\sigma=\uparrow,\downarrow} \frac{e^2}{h} \sin^2(\pi n_{d\sigma}), \quad (3.1)$$

where $n_{d\sigma}$ is the number of electrons of spin species σ displaced by the dot. Deep in the Kondo regime, there will be two electrons sitting on the two dots, one of each spin species, i.e. $n_{d\sigma} = 1$, and so G correspondingly vanishes.

Plotted in Fig. 2 is the zero temperature conductance as computed with BA and SBMFT as a function of ϵ_{d1} and with $\epsilon_{d1} - \epsilon_{d2}$ fixed. For each computational methodology we present results for both $\epsilon_{d1} - \epsilon_{d2} \gg \Gamma_{1,2}$ and $\epsilon_{d1} - \epsilon_{d2} \ll \Gamma_{1,2}$. We see that in all cases that as $\epsilon_{d1,2}$ is lowered, the conductance vanishes. We do note however that the overall structure of the conductance differs as computed between the BA and SBMFT, that is to say, the SBMFT fails in general to describe the correct behaviour. In particular it fails to describe the intermediate valence regime when the distance separating the chemical potential of the two dots is large, i.e $\epsilon_{d1} - \epsilon_{d2} \gg \Gamma_{1,2}$. In the intermediate valence regime the conductance of the double dot as computed with the BA undergoes rapid changes, a consequence of interference between electrons tunneling off and on the dot (see Ref. 12). This is not mirrored in the SBMFT computations which remain comparatively structureless.

The failure of SBMFT to accurately capture the physics in the intermediate valence regime is seen in a related quantity, the number of electrons displaced by the dot. n_d is the sum of two terms:

$$n_d = \sum_{\sigma i} \langle d_{\sigma i}^\dagger d_{\sigma i} \rangle + \sum_{\sigma l} \int dx \left[\langle c_{\sigma l}^\dagger c_{\sigma l} \rangle - \rho_{\sigma_{\text{bulk}}} \right]. \quad (3.2)$$

The first term is simply the occupancy of the double dots while the second term measures the deviation of electron density in the leads due to coupling the dots and the leads. In SBMFT this term is zero due to the mean field nature of its approximation. However in BA this term is non-zero. While we cannot compute it directly, the BA gives us the ability to compute n_d . And as plotted on the r.h.s. of Fig. 3, we see that n_d can be negative. As $\sum_{\sigma i} \langle d_{\sigma i}^\dagger d_{\sigma i} \rangle$ is manifestly a positive quantity, we know that as computed by the BA, the second term in Eq.(3.2) is non-zero and in fact is negative (at least in the case $\epsilon_{d1} - \epsilon_{d2} \gg \Gamma_{1,2}$). From Fig. 3 we see however that n_d for both SBMFT and BA tends to two as the system enters the Kondo regime (where two electrons sit on the two dots).

One advantage the SBMFT does offer over the BA is that it allows us to compute transport quantities beyond the integrable parameter regime delineated in Eq. (2.2). It was argued in Ref.12 that small deviations away from this parameter space should not qualitatively change transport properties. In Fig. 4 we test this in the Kondo regime (where we expect SBMFT to be at its most accurate) computing the conductance while adjusting the dot-lead hopping parameters in such a way that we move from a case where only one effective channel couples to the quantum dot (i.e. $V_{ij} = 1$) to a case where two channels couple to

T=0 Conductance of Non-Symmetrically Coupled Dots

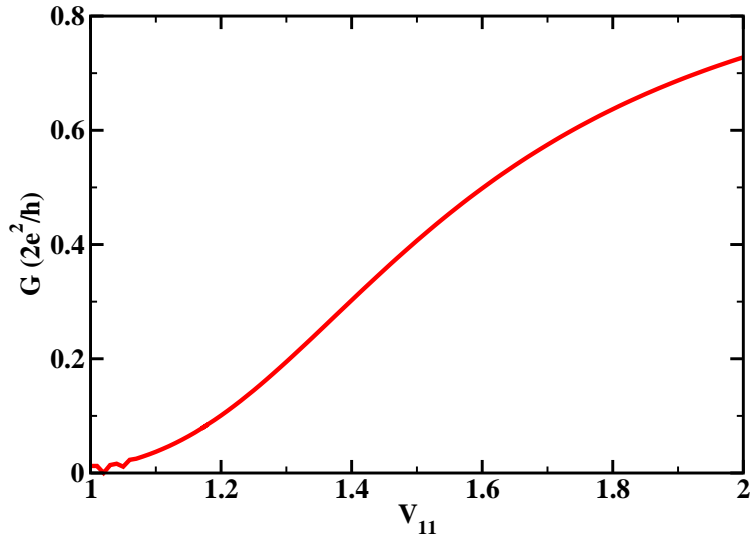


FIG. 4: The zero temperature conductance of asymmetrically coupled double dot computed using slave boson mean field theory. The conductance is plotted as a function of V_{11} . The remaining dot-lead hopping strengths are all set to 1 while $\epsilon_{d1} = -4.7$ and $\epsilon_{d2} = -4.6$.

the dot ($V_{11} > 1$ and $V_{12} = V_{21} = V_{22} = 1$). We see when the second channel is only weakly coupled to the dot, the conductance remains near its one-channel value, i.e. $G = 0e^2/h$. Only once V_{11} appreciably deviates from 1 do we see a corresponding deviation in G . We note that this continuous behaviour is also consistent with the one-channel dot-lead ground state being a singlet. If it were instead a doublet, coupling a second channel into the system would lead to a discontinuous change as the second channel, no matter how weakly coupled, would immediately screen the free effective spin-1/2.

Finally in this section we consider the behaviour of the conductance and displaced electrons when $\epsilon_{d1} = \epsilon_{d2}$. We see from Fig. 5 that the same qualitative behaviour in both quantities is found using the Bethe ansatz and using SBMFT. Namely, the displaced electron number n_d tends to 2 while the conductance G tends to zero as $\epsilon_{d1} = \epsilon_{d2}$ goes to zero. While these measures are the same in the two computational methods, there is a quantity that sharply distinguishes the two (and so shows a failure of SBMFT even in the Kondo regime at zero temperature). This quantity is the low lying density of states on the dots, $\rho_d(\omega)$. For the case of $\epsilon_{d1} = \epsilon_{d2}$, the BA shows that $\rho_d(\omega)$ for ω on the order of the Kondo temperature, T_K vanishes.¹² However the SBMFT shows that at this energy scale there

T=0 Conductance and Total Dot Occupancy for $\epsilon_{d1}=\epsilon_{d2}$

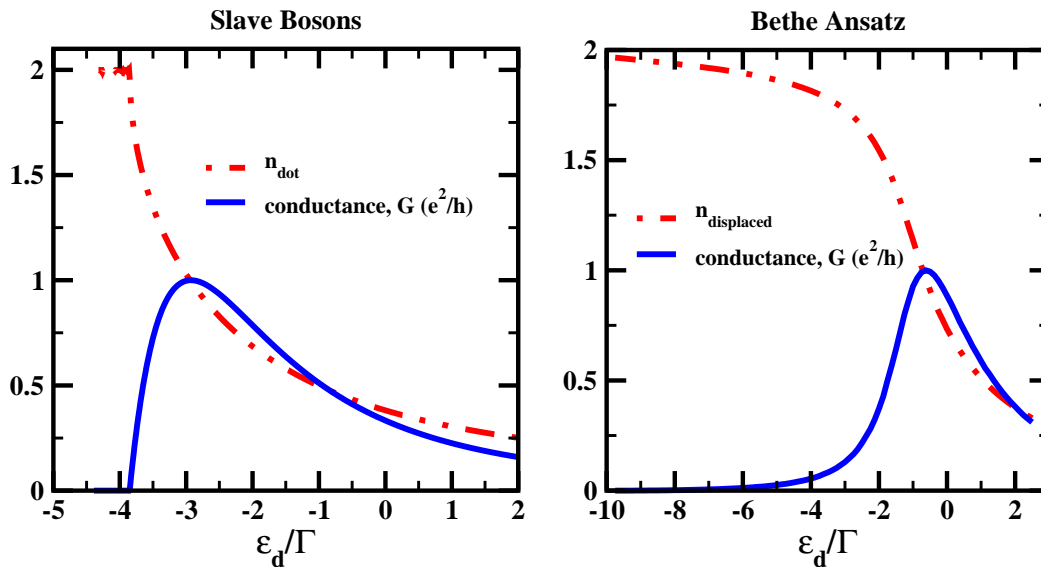


FIG. 5: The conductance and the number of displaced electrons as a function of $\epsilon_{d1}(=\epsilon_{d2})$ as computed using SBMFT and the Bethe ansatz.

exists non-negligible spectral weight. In Fig. 6, we plot $\rho_d(\omega)$ as defined by

$$\rho_d(\omega) = \sum_{i\sigma} \text{Im} \langle d_{i\sigma}^\dagger d_{i\sigma} \rangle_{\text{retarded}}.$$

The agreement on the qualitative features of n_d and G between the two methodologies is then a coincidence (to a degree). In both cases the ground state is Fermi liquid like and so G follows the Friedel sum rule which necessarily mandates that the conductance vanish with two electrons on the two dots. But the nature of the Fermi liquid in each case as predicted by the methodologies is much different. SBMFT predicts the scale of the low lying excitations is T_K while the BA finds that for the special case of $\epsilon_{d1} = \epsilon_{d2}$ (and only for this case¹²) that the fundamental energy scale corresponds to the bare energies scales in the problem, i.e. U and Γ .

B. Finite Temperature Conductance

We now consider the finite temperature conductance. Plotted in Fig. 7 are traces for $G(T)$ for double dots with both $|\epsilon_{d1} - \epsilon_{d2}| \gg \Gamma_{1,2}$ and $|\epsilon_{d1} - \epsilon_{d2}| \ll \Gamma_{1,2}$ as computed with both the Bethe ansatz as well as SBMFT. For a Fermi liquid ground state we expect that

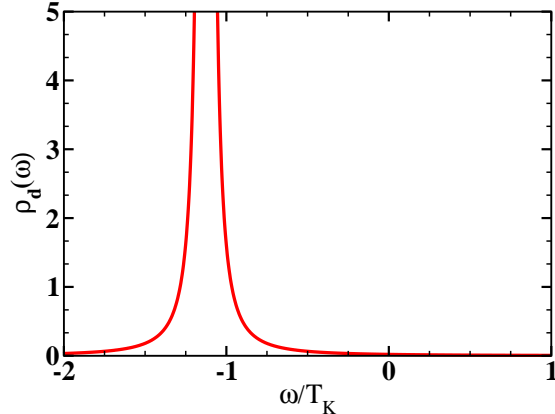


FIG. 6: A plot of the low energy density of states, $\rho(\omega)$ for $\epsilon_{d1} = \epsilon_{d2}$ in the Kondo regime as computed using SBMFT. As we argue in the text, this is an artifact of SBMFT (the BA shows that in this case $\rho_d(\omega)$ vanishes¹²).

at low temperatures the conductance deviate from its zero temperature value by T^2 and we see that behaviour in both cases. From Fig. 7 we see that in both treatments, the finite temperature conductance for the double dots initial rises with increasing temperature to an appreciable fraction of the unitary maximum and thereafter decreases in an uniform manner (regardless of the bare level separation). (For SBMFT we have defined the Kondo temperature as where this peak in $G(T)$ occurs while for the BA the Kondo temperature we employ the analytic expression for T_K of the double dots derived in Ref. 12.) We however also see that there are qualitative differences between SBMFT and the Bethe ansatz. The peak in the conductance computed using SBMFT peaks at a value far closer to the unitary maximum than does the Bethe ansatz. And we also see that the conductance as computed in the SBMFT drops off far more rapidly than it does in the BA (particularly at large level separation). We however believe this is unphysical and akin to the pathologies that SBMFT is known to exhibit at higher temperatures and energy scales.^{34–40}

As was demonstrated in Ref. 12, the conductance at finite but small T is quadratic in T while at large T the conductance is logarithmic (going as $1/\log^2(T/T_K)$). The peak in conductance at finite T is then a result of the conductance vanishing in the low and high temperature limits. These conductance profiles are similar to the those predicted in Ref. 41 for multi-dots coupled to *two* electron channels. However the physics there is much different: the non-monotonicity in $G(T)$ predicted in Ref. 41 is due to the presence of the two channels and because they couple to the dots with different strengths, they screen a $S > 1/2$ state in

Finite Temperature Conductance in Kondo Regime

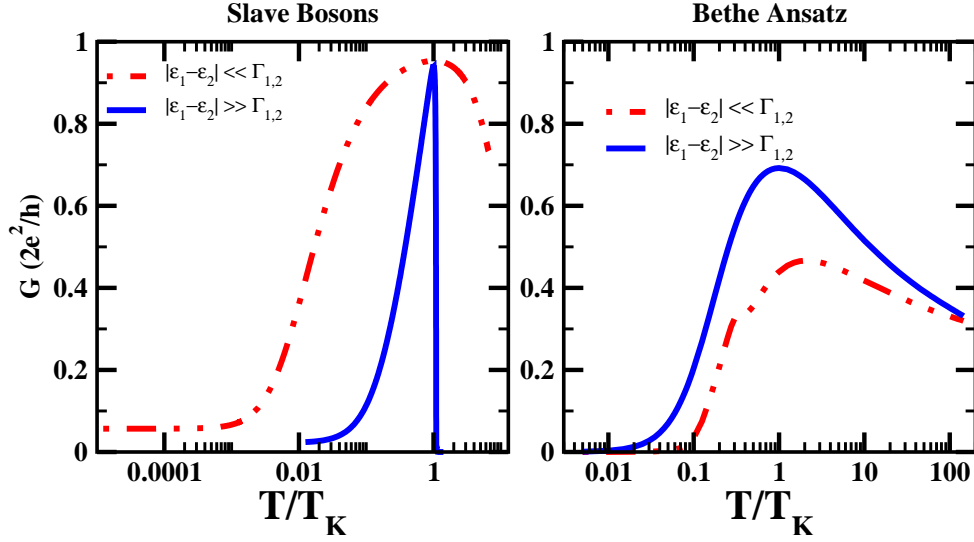


FIG. 7: The linear response conductance as a function of temperature of a symmetrically coupled double dot computed using both slave boson mean field theory and the Bethe ansatz.

stages.

C. Spin-Spin Correlation Function

We present the static spin-spin correlation function as a function of ϵ_{d1} and as computed using SBMFT in Fig. 8. With two electrons on the dot the value of $\langle S_1 \cdot S_2 \rangle$ can vary between $-3/4$ (if these two electrons are bound in a singlet state) to $1/4$ (if the two electrons find themselves in a triplet state). We see in Fig. 8 that generically the value of the correlation function in the Kondo regime (for the relevant values of ϵ_{d1} see Fig. 2) that $\langle S_1 \cdot S_2 \rangle$ tends to 0. This however should not necessarily be interpreted as the dots being closer to a triplet state than a singlet state. In determining the overall state of the system, $\langle S_1 \cdot S_2 \rangle$, is not necessarily a good measure. We can see this by considering a simple toy example.

Imagine a system of four spins, two associated with the dots, $|\uparrow\rangle_{d1}$ and $|\uparrow\rangle_{d2}$, and two associated with leads $|\uparrow\rangle_{l1}$ and $|\uparrow\rangle_{l2}$. And first suppose the system is in a singlet state. Two ways this singlet state can be formed are

$$|\text{singlet } 1\rangle = \frac{1}{2}(|\uparrow\rangle_{d1}|\downarrow\rangle_{d2} - |\downarrow\rangle_{d1}|\uparrow\rangle_{d2}) \otimes (|\uparrow\rangle_{l1}|\downarrow\rangle_{l2} - |\downarrow\rangle_{l1}|\uparrow\rangle_{l2});$$

Spin-Spin Correlation Function of Symmetrically Coupled Dots

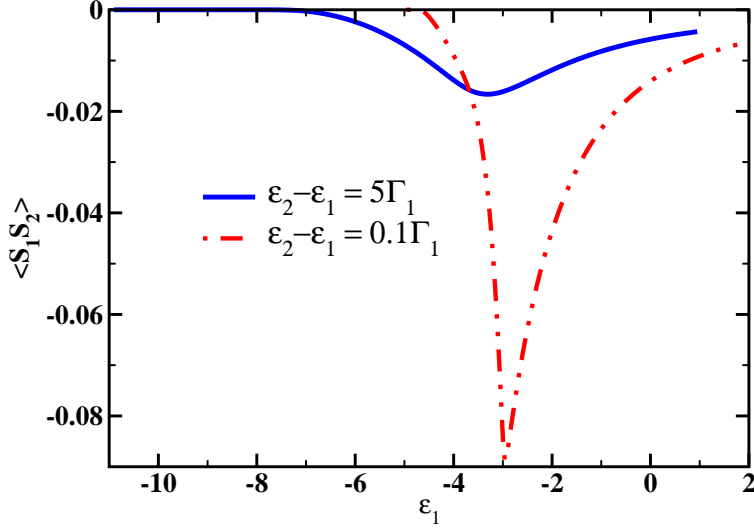


FIG. 8: The spin-spin correlation function of symmetrically coupled double dot computed using slave boson mean field theory.

$$|\text{singlet } 2\rangle = \frac{1}{2}(|\uparrow\rangle_{l1}|\downarrow\rangle_{d1} - |\downarrow\rangle_{l1}|\uparrow\rangle_{d1}) \otimes (|\uparrow\rangle_{l2}|\downarrow\rangle_{d2} - |\downarrow\rangle_{l2}|\uparrow\rangle_{d2}). \quad (3.3)$$

We see that the expectation value, $\langle S_1 \cdot S_2 \rangle$, of these two states is considerably different:

$$\langle \text{singlet } 1 | S_1 \cdot S_2 | \text{singlet } 1 \rangle = -3/4$$

$$\langle \text{singlet } 2 | S_1 \cdot S_2 | \text{singlet } 2 \rangle = 0. \quad (3.4)$$

Now suppose the system is in a triplet state and suppose its S_z projection is 1. Again there are two inequivalent ways this state can be formed:

$$|\text{triplet } 1\rangle = \frac{1}{\sqrt{2}}|\uparrow\rangle_{d1}|\uparrow\rangle_{d2} \otimes (|\uparrow\rangle_{l1}|\downarrow\rangle_{l2} - |\downarrow\rangle_{l1}|\uparrow\rangle_{l2});$$

$$|\text{triplet } 2\rangle = \frac{1}{\sqrt{2}}|\uparrow\rangle_{l1}|\uparrow\rangle_{d1} \otimes (|\uparrow\rangle_{l2}|\downarrow\rangle_{d2} - |\downarrow\rangle_{l2}|\uparrow\rangle_{d2}). \quad (3.5)$$

The expectation of these two values is

$$\langle \text{triplet } 1 | S_1 \cdot S_2 | \text{triplet } 1 \rangle = 1/4$$

$$\langle \text{triplet } 2 | S_1 \cdot S_2 | \text{triplet } 2 \rangle = 0. \quad (3.6)$$

Impurity Entropy

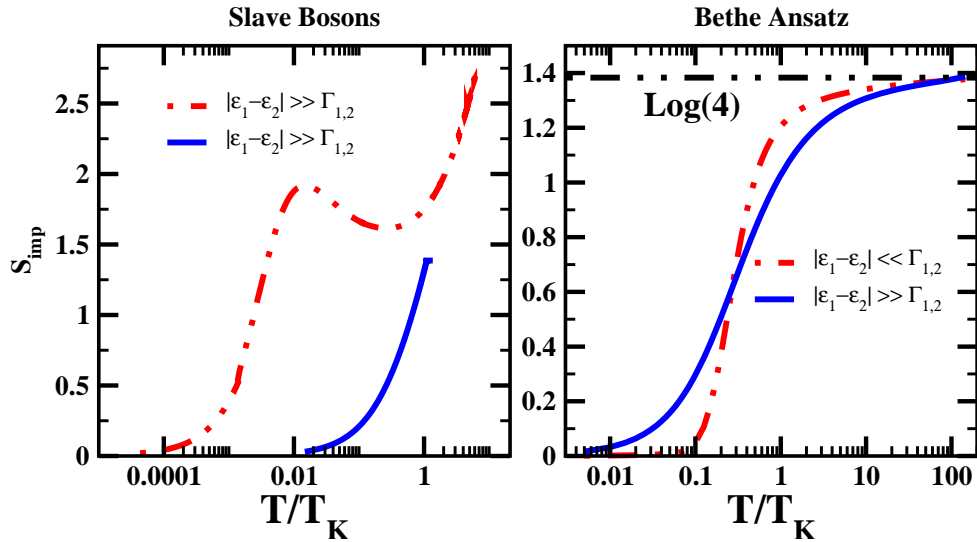


FIG. 9: The impurity entropy as a function of temperature of a symmetrically coupled double dot computed using slave boson mean field theory and the Bethe ansatz.

We thus see that when the system's state is such that $\langle S_1 \cdot S_2 \rangle = 0$, it can be either a singlet or a triplet equally. We thus end with a more reliable measure of the dot's internal degrees of freedom: the impurity entropy.

D. Impurity Entropy

The final set of computations we present in this section are of the impurity entropy of the double dots. In Fig. 9 we plot results coming from SBMFT and the BA for both large and small level separation. (The derivation of the impurity entropy in the context of the BA is found in Appendix A.) We see that in all cases the impurity entropy vanishes as $T \rightarrow 0$. This then implies the ground state of the double dot system is a singlet. If it were a triplet state, the $T \rightarrow 0$ limit would lead to $S_{imp} = \log(2)$.

IV. DISCUSSION AND CONCLUSIONS

We have presented a number of arguments that the ground state of a double dot near the particle-hole symmetric point (i.e. when there are nearly two electrons on the dots) is in a singlet Fermi liquid state. In particular we have shown that the conductance in this

limit vanishes, in accordance with the Friedel sum rule and that the impurity entropy also vanishes, in agreement with the ground state being a singlet.

These conclusions however disagree with a number of NRG studies. In Refs. 13 and 14 it is found that a double quantum dot (with the dots closely spaced) carrying two electrons is in a spin-triplet state, has a conductance corresponding to the unitary maximum, and is correspondingly a non-Fermi liquid. Similar conclusions are reached in Refs. 16,17. The basic rationale invoked for observing this physics is that with dots closely spaced, a ferromagnetic RKKY interaction is present which binds the two electrons on the dot into a spin triplet. Consequently the ground state of the double dot is that of an underscreened spin-1 Kondo impurity.

We offer a possible reason for the discrepancy that we find with these studies. The Anderson Hamiltonian typically considered in these studies is of the form:

$$\begin{aligned}
H &= H_{lead} + H_{dot} + H_{lead-dot}; \\
H_{lead} &= D \int_{-1}^1 kdk a_{k\sigma}^\dagger a_{k\sigma}; \\
H_{dot} &= \sum_{i=1,2;\sigma} \epsilon_{di} d_{i\sigma}^\dagger d_{i\sigma} + \sum_i U_i n_{i\uparrow} n_{i\downarrow}; \\
H_{dot-lead} &= D^{1/2} \sum_{i\sigma} \int_{-1}^1 dk V_i (d_{i\sigma}^\dagger a_{k\sigma} + a_{k\sigma}^\dagger d_{i\sigma})
\end{aligned} \tag{4.1}$$

where we are using the conventions of Ref. 48 in writing down the NRG Hamiltonian. Before implementing the NRG algorithm, one adopts a logarithmic basis for the lead electrons,

$$a_{k\sigma} = \sum_{np} a_{np\sigma} \psi_{np}^+(k) + b_{np\sigma} \psi_{np}^-(k), \tag{4.2}$$

where

$$\psi_{np}^\pm(k) = \begin{cases} \frac{\Lambda^{n/2}}{(1-\Lambda^{-1})^{1/2}} e^{\pm i w_n p k} & \text{if } \Lambda^{-(n+1)} < \pm k < \Lambda^{-n}, \\ 0 & \text{if } k \text{ is not within the above interval,} \end{cases} \tag{4.3}$$

and w_n is given by

$$w_n = \frac{2\pi\Lambda^n}{1-\Lambda^{-1}}. \tag{4.4}$$

Here Λ is a parameter less than one. This change of basis transforms H_{lead} and $H_{lead-dot}$ into

$$H_{lead} = \frac{D}{2} (1 + \Lambda^{-1}) \sum_{np} \Lambda^{-n} (a_{np\sigma}^\dagger a_{np\sigma} - b_{np\sigma}^\dagger b_{np\sigma})$$

$$\begin{aligned}
& + \frac{D(1 - \Lambda^{-1})}{2\pi i} \sum_n \sum_{p \neq p'} \exp\left(\frac{2\pi i(p' - p)}{1 - \Lambda^{-1}}\right) (a_{np\sigma}^\dagger a_{np'\sigma} - b_{np\sigma}^\dagger b_{np'\sigma}) \frac{\Lambda^{-n}}{p' - p}; \\
H_{lead-dot} & = D^{1/2}(1 - \Lambda^{-1})^{1/2} \sum_{in\sigma} \Lambda^{-n/2} V_i ((a_{n0\sigma}^\dagger + b_{n0\sigma}^\dagger) d_i + \text{h.c.}). \tag{4.5}
\end{aligned}$$

Typically the approximation that is now made in most NRG treatments (and seems to have been made in the above references) is that the $p \neq 0$ modes of the logarithmic basis are dropped, not least because these modes do not directly couple to dot. In the single dot case, where this approximation was first made,^{48,49} this was found to be a reasonable approximation. However in the double dot case it is not *a priori* obvious that this is the case. In particular if one finds an underscreened Kondo effect one might ask whether that additional modes ($p \neq 0$) might serve to provide additional screening channels.

Let us then consider the NRG Hamiltonian that would arise if both the $p = 0$ and $p = \pm 1$ modes were kept. H_{lead} can then be trivially diagonalized using the combination

$$\begin{aligned}
r_{0\sigma} & = \frac{1}{3} (2a_{n1\sigma} - e^\theta a_{n0\sigma} + 2e^{2\theta} a_{n-1\sigma}); \\
r_{\pm\sigma} & = \frac{1}{3\sqrt{10}} [5a_{n1\sigma} + (2 \mp 6i)e^\theta a_{n0\sigma} - (4 \pm 3i)e^{2\theta} a_{n-1\sigma}],
\end{aligned}$$

with $\theta = -\frac{2\pi i}{1-\Lambda^{-1}}$. Note that corresponding transformation $\{s \leftrightarrow b\}$ is omitted for brevity.

This yields

$$\begin{aligned}
H_{lead} & = D \sum_{n\sigma} \Lambda^{-n} \left\{ \frac{1 + \Lambda^{-1}}{2} r_{0\sigma}^\dagger r_{0\sigma} + \frac{2\pi(1 + \Lambda) + 3(1 - \Lambda)}{4\pi\Lambda} r_{+\sigma}^\dagger r_{+\sigma} \right. \\
& \quad \left. + \frac{2\pi(1 + \Lambda) - 3(1 - \Lambda)}{4\pi\Lambda} r_{-\sigma}^\dagger r_{-\sigma} - \{r \rightarrow s\} \right\}
\end{aligned}$$

The corresponding transformation of dot-lead Hamiltonian is

$$H_{dot-lead} = \sum_{in\sigma} V_{ni} \left[\sqrt{\frac{2}{5}} \left(\frac{1}{3} - i\right) r_{+\sigma}^\dagger d_{i\sigma} + \sqrt{\frac{2}{5}} \left(\frac{1}{3} + i\right) r_{-\sigma}^\dagger d_{i\sigma} - \frac{1}{3} r_{0\sigma}^\dagger d_{i\sigma} + \{r \rightarrow s\} + \text{h.c.} \right], \tag{4.6}$$

with $V_{ni} = D^{\frac{1}{2}}(1 - \Lambda^{-1})^{\frac{1}{2}} \Lambda^{-\frac{n}{2}} e^\theta V_i$.

We see upon this diagonalization that three channels of electrons, $r_{n\{0,\pm\},\sigma}$ and $s_{n\{0,\pm\},\sigma}$, couple to the dot. And because of the nature of the logarithmic basis, we see that $+$, $-$ and 0 variables can be arbitrarily close to the Fermi surface (due to the presence of the Λ^{-n} factor) and so should all contribute to Kondo screening.

This analysis suggests that in a situation with two electrons on the double dots which are bound into a triplet by a putative RKKY coupling, there are nonetheless (at least) three available screening channels, at least in the NRG reduction of the Anderson Hamiltonian. And so the problem would seem to be not one of an underscreened Kondo effect but an exactly screened Kondo effect. We do however note that while viewing the double dot system with two dot electrons as an exactly screened Kondo effect is consistent with our Fermi liquid findings, it is not clear under what conditions it would be correct to think of the two electron on the dots as ever forming a triplet. While any perturbatively generated RKKY interaction will generically be larger than the exponentially small Kondo screening scale, there is a question of whether the zero temperature perturbation theory underlying any RKKY estimate is convergent because the system is gapless.⁴⁵

While we have focused here on NRG treatments of double dots close to their particle-hole symmetric point, similar analyses of any multi-dot system might suggest that whenever the dot degrees of freedom exceed $S = 1/2$, it is not possible to ignore the $p \neq 0$ modes of the logarithmic basis.

Acknowledgements: MK was supported by the NSF under grant no. DMR-0906866. RMK acknowledges support by the US DOE under contract number DE-AC02-98 CH 10886. We thank Chung-Hou Chung, Alexei Tsvelik, Piers Coleman and Leonid Glazman for useful discussions.

Appendix A: Analysis of the Ground State Entropy via the TBA Equations

Here it is demonstrated that the ground state entropy of the double dot system at zero temperature is zero and thus the ground state is a singlet. The procedure outlined below can be found for a single dot in Section 8.3.3 of Ref. 42.

We start with the observation that the free energy of the system can be expressed as sums over all excitations in the system, that is, over all possible solutions of the Bethe ansatz equations (see Eqn. 10 of Ref. 12). Specifically it takes the form

$$\Omega = E - TS, \tag{A1}$$

where the energy of the system equals

$$E = \int dk \rho(k) k + \sum_{n=1}^{\infty} \int d\lambda \sigma'_n(\lambda) \epsilon_{0n}(\lambda), \quad (\text{A2})$$

where

$$\begin{aligned} \epsilon_{0n}(\lambda) &= -n(2\epsilon_{d1} + U_1/2) + 2 \int_{-\infty}^{\infty} a_n(\lambda - g(k)) g(k); \\ a_n(x) &= \frac{2}{\pi} \frac{1}{n^2 + 4x^2}; \\ g(k) &= \frac{(k - \epsilon_{d1} - \frac{U_1}{2})^2}{2U_1\Gamma_1}, \end{aligned} \quad (\text{A3})$$

and the entropy, S , is given by

$$\begin{aligned} S &= \int dk \left[(\rho(k) + \tilde{\rho}(k)) \log(\rho(k) + \tilde{\rho}(k)) - \rho(k) \log \rho(k) - \tilde{\rho}(k) \log(\rho(k)) \right] \\ &+ \sum_{n=0}^{\infty} \left[(\sigma_n(\lambda) + \tilde{\sigma}_n(\lambda)) \log(\sigma_n(\lambda) + \tilde{\sigma}_n(\lambda)) - \sigma_n(\lambda) \log \sigma_n(\lambda) - \tilde{\sigma}_n(\lambda) \log(\sigma_n(\lambda)) \right] \\ &+ \sum_{n=0}^{\infty} \left[(\sigma'_n(\lambda) + \tilde{\sigma}'_n(\lambda)) \log(\sigma'_n(\lambda) + \tilde{\sigma}'_n(\lambda)) - \sigma'_n(\lambda) \log \sigma'_n(\lambda) - \tilde{\sigma}'_n(\lambda) \log(\sigma'_n(\lambda)) \right]. \end{aligned} \quad (\text{A4})$$

Here $\rho(k)$, $\sigma_n(\lambda)$, and $\sigma'_n(\lambda)$ are the particle densities while $\tilde{\rho}(k)$, $\tilde{\sigma}_n(\lambda)$, and $\tilde{\sigma}'_n(\lambda)$ are the hole densities of the various excitations (i.e. solutions of the Bethe ansatz equations). The particle and hole densities can be shown to obey the following equations:

$$\tilde{\rho}(k) + \rho(k) = \rho_0(k) - g'(k) \int d\lambda s(\lambda - g(k)) (\tilde{\sigma}_1(\lambda) + \tilde{\sigma}'_1(\lambda)), \quad (\text{A5})$$

where

$$\begin{aligned} \rho_0(k) &= \frac{1}{2\pi} + \frac{1}{L} \Delta(k) + g'(k) \int d\lambda s(\lambda - g(k)) \left(-\frac{1}{2\pi} \epsilon'_{01}(\lambda) + \frac{1}{L} \tilde{\Delta}_1(\lambda) \right); \\ \Delta(k) &= \frac{1}{2\pi} \partial_k \delta(k); \\ \tilde{\Delta}_n(\lambda) &= -\frac{1}{\pi} \text{Re} \Delta(\sqrt{2U_1\Gamma_1}(\lambda + \frac{in}{2})); \\ s(x) &= \frac{1}{2 \cosh(\pi x)}, \end{aligned} \quad (\text{A6})$$

and

$$\begin{aligned}\tilde{\sigma}_n(\lambda) + \sigma_n(\lambda) &= \int d\lambda' s(\lambda - \lambda') (\tilde{\sigma}_{n+1}(\lambda') + \tilde{\sigma}_{n-1}(\lambda')) + \delta_{n1} \int dk \rho(k) s(\lambda - g(k)); \\ \tilde{\sigma}'_n(\lambda) + \sigma'_n(\lambda) &= \int d\lambda' s(\lambda - \lambda') (\tilde{\sigma}'_{n+1}(\lambda') + \tilde{\sigma}'_{n-1}(\lambda')) + D_n(\lambda),\end{aligned}\quad (\text{A7})$$

where

$$D_n(\lambda) = \delta_{n1} \int dk \rho(k) s(\lambda - g(k)) - \int d\lambda' s(\lambda - \lambda') (\tilde{\Delta}_{n+1}(\lambda') + \tilde{\Delta}_{n-1}(\lambda')); \quad (\text{A8})$$

One sees that the density equations have source terms that involve a bulk piece and a piece scaling as $1/L$, where L is the system size.

One defines the energies of the excitations at finite temperature via the relations,

$$\epsilon(k) = T \log\left(\frac{\tilde{\rho}(k)}{\rho(k)}\right); \quad \epsilon_n(\lambda) = T \log\left(\frac{\tilde{\sigma}_n(\lambda)}{\sigma_n(\lambda)}\right); \quad \epsilon'_n(\lambda) = T \log\left(\frac{\tilde{\sigma}'_n(\lambda)}{\sigma'_n(\lambda)}\right). \quad (\text{A9})$$

These energies are given by the relations $\epsilon(k)$, $\epsilon_n(\lambda)$, and $\epsilon'_n(\lambda)$ which are governed by the equations,

$$\begin{aligned}\epsilon(k) &= k + \int d\lambda \epsilon_{01}(\lambda) s(\lambda - g(k)) + T \int d\lambda s(\lambda - g(k)) \log\left(\frac{n(\epsilon_1(\lambda))}{n(\epsilon'_1(\lambda))}\right); \\ \epsilon_n(\lambda) &= \delta_{n1} T \int dk g'(k) s(\lambda - g(k)) \log(n(-\epsilon(k))) \\ &\quad - T \int d\lambda' s(\lambda - \lambda') \log(n(\epsilon'_{n-1}(\lambda)) n(\epsilon'_{n+1}(\lambda))); \\ \epsilon'_n(\lambda) &= \delta_{n1} T \int dk g'(k) s(\lambda - g(k)) \log(n(\epsilon(k))) \\ &\quad - T \int d\lambda' s(\lambda - \lambda') \log(n(\epsilon'_{n-1}(\lambda)) n(\epsilon'_{n+1}(\lambda))),\end{aligned}\quad (\text{A10})$$

where $n(x) = (1 + \exp(x/T))^{-1}$ is the Fermi function. The equations for the ϵ 's and the bulk pieces of the densities (i.e. the pieces not scaling as $1/L$) are the same as for a single level dot. As noted in the manuscript, the Bethe ansatz equations for the double dots in parallel are identical to the single level dot up to the impurity scattering phase.

Substituting the energies and densities in the expression for the free energy, one can rewrite it in a much more simple fashion:

$$\Omega = E_{gs} + T \int dk \rho_0(k) \log(n(-\epsilon(k))) + T \int d\lambda \sum_{n=0}^{\infty} \rho_{gs}^n(\lambda) \log(n(\epsilon'_n(\lambda)));$$

$$\begin{aligned}
E_{gs} &= \sum_{n=0}^{\infty} \int d\lambda \epsilon_{0n}(\lambda) \rho_{gs}^n(\lambda); \\
\rho_{gs}^n(\lambda) &= \delta_{n1} \int \frac{dk}{2\pi} s(\lambda - g(k)) + \frac{1}{L} D_n(\lambda).
\end{aligned} \tag{A11}$$

Here E_{gs} is the ground state energy of the system.

One now wants to consider how Ω behaves at $T \rightarrow 0$. If one can show that the leading order correction in Ω at low temperatures is T^2 then as $S = -\partial_T \Omega$ one will have shown that the entropy vanishes as $T \rightarrow 0$, and so the ground state of the system is a singlet.

In order to see that Ω has no term linear in T , it is sufficient to consider the zero temperature values of the energies, $\epsilon(k)$ and $\epsilon'_n(\lambda)$. At the particle-hole symmetric point, one has

$$\begin{aligned}
\epsilon(k, T = 0) &> 0 \quad , \text{ for all } k; \\
\epsilon'_1(\lambda, T = 0) &< 0 \quad , \text{ for all } \lambda; \\
\epsilon'_n(\lambda, T = 0) &= 0 \quad , \quad n > 1, \text{ for all } \lambda.
\end{aligned} \tag{A12}$$

If one substitutes these expressions into the expression for Ω and uses the fact that $\int d\lambda \rho_{gs}^n(\lambda) = 0$, $n > 1$, one sees that $\Omega = E_{gs} + \mathcal{O}(T^2)$.

Now if one is away from the particle-hole symmetric point, one has instead

$$\begin{aligned}
\epsilon(k, T = 0) &> 0 \quad , \text{ for all } k; \\
\epsilon'_n(\lambda, T = 0) &= n\left(\frac{U_1}{2} + \epsilon_1\right) \quad , \text{ for all } \lambda.
\end{aligned} \tag{A13}$$

Now while $\epsilon'_1(\lambda)$ is neither solely positive nor solely negative at zero temperature, its leading order finite temperature correction is (see Section 8.3.7 of Ref. 42),

$$\epsilon'_1(\lambda, T) = \epsilon'_1(\lambda, T = 0) + \mathcal{O}(T^2). \tag{A14}$$

Substituting these forms of the energies into the expression for the free energy, one again sees that there is no term in Ω that is linear in T .

Appendix B: Derivation of the Conductance in SBMFT

Here we present a derivation of the conductance in the general case of asymmetrically coupled dots. To determine the conductance we solve the one-particle Schrödinger equation of the SBMFT Hamiltonian, $H_{SBMFT}|\psi\rangle = E|\psi\rangle$ where $|\psi\rangle$ equals

$$|\psi\rangle = \int_{-\infty}^{+\infty} dx g_1(x) c_1^\dagger(x) |0\rangle + \int_{-\infty}^{+\infty} dx g_2(x) c_2^\dagger(x) |0\rangle + \epsilon_1 d_1^\dagger |0\rangle + \epsilon_2 d_2^\dagger |0\rangle. \quad (\text{B1})$$

This gives the following four equations:

$$-i\partial_x g_1(x) + \epsilon_1 \tilde{V}_{11} \delta(x) + \epsilon_2 \tilde{V}_{12} \delta(x) = E g_1(x); \quad (\text{B2})$$

$$-i\partial_x g_2(x) + \epsilon_1 \tilde{V}_{21} \delta(x) + \epsilon_2 \tilde{V}_{22} \delta(x) = E g_2(x); \quad (\text{B3})$$

$$(\tilde{\epsilon}_{d_1} - E) \epsilon_1 + \tilde{V}_{11} g_1(0) + \tilde{V}_{21} g_2(0) = 0; \quad (\text{B4})$$

$$(\tilde{\epsilon}_{d_2} - E) \epsilon_2 + \tilde{V}_{22} g_2(0) + \tilde{V}_{12} g_1(0) = 0. \quad (\text{B5})$$

We then take the functions $g_{1,2}(x)$ found in the one particle wavefunction $|\psi\rangle$ to be of the following form:

$$g_1(x) = e^{iEx} (\theta(-x) + R_{11} \theta(x)); \quad (\text{B6})$$

$$g_2(x) = e^{iEx} \theta(x) T_{12}. \quad (\text{B7})$$

Substituting the ansatz (Eqns. B6 and Eq. B7) into the above four equations, we obtain four equations from which one can solve for T_{12} . The conductance G , equal to $G = \frac{2e^2}{h} T_{12} T_{12}^*$, is then

$$G = \frac{2e^2}{h} \frac{D}{N}$$

$$N = 16 \left[\tilde{V}_{12} \tilde{V}_{22} \tilde{\epsilon}_{d_1} + \tilde{V}_{11} \tilde{V}_{21} \tilde{\epsilon}_{d_2} \right]^2$$

$$D = 8 \left[\tilde{V}_{11} \tilde{V}_{12} + \tilde{V}_{21} \tilde{V}_{22} \right]^2 \tilde{\epsilon}_{d_1} \tilde{\epsilon}_{d_2} + 16 \tilde{\epsilon}_{d_1}^2 \tilde{\epsilon}_{d_2}^2 + \left[\tilde{V}_{12} \tilde{V}_{21} - \tilde{V}_{11} \tilde{V}_{22} \right]^4$$

$$+ 4 \tilde{\epsilon}_{d_1}^2 \left[\tilde{V}_{12}^2 + \tilde{V}_{22}^2 \right]^2 + 4 \tilde{\epsilon}_{d_2}^2 \left[\tilde{V}_{11}^2 + \tilde{V}_{21}^2 \right]^2. \quad (\text{B8})$$

We have also computed the transmission amplitude using Ref. 50:

$$T = \text{Tr} \left\{ G^a \tilde{\Gamma}_R G^r \tilde{\Gamma}_L \right\}, \quad (\text{B9})$$

where $G^{a/r}$ are advanced and retarded Green's function matrix and $\tilde{\Gamma}_R$ and $\tilde{\Gamma}_L$ are defined by

$$\tilde{\Gamma}_R = \begin{bmatrix} \tilde{V}_{21}^2 & \tilde{V}_{21}\tilde{V}_{22} \\ \tilde{V}_{21}\tilde{V}_{22} & \tilde{V}_{22}^2 \end{bmatrix}, \quad \tilde{\Gamma}_L = \begin{bmatrix} \tilde{V}_{11}^2 & \tilde{V}_{11}\tilde{V}_{12} \\ \tilde{V}_{11}\tilde{V}_{12} & \tilde{V}_{12}^2 \end{bmatrix}. \quad (\text{B10})$$

We find that this trace formula (Eq. B9) gives exactly the same result.

In the symmetric case (i.e. $\epsilon_{d1} = \epsilon_{d2} \equiv \epsilon_d$), the above mean field equations reduce to two equations given by:

$$\begin{aligned} 0 &= \frac{\tilde{\Gamma}}{\Gamma} - 1 + \frac{1}{\pi} \tan^{-1} \left[\frac{2\tilde{\Gamma}}{\tilde{\epsilon}_d} \right]; \\ 0 &= \frac{\tilde{\epsilon}_d - \epsilon_d}{\Gamma} + \frac{1}{\pi} \log \left[\frac{(\tilde{\epsilon}_d^2 + 4\tilde{\Gamma}^2)}{D^2} \right]. \end{aligned} \quad (\text{B11})$$

Here one can compute T_k by solving $T_k = \epsilon_d - \frac{N\Gamma}{\pi} \log \left[\frac{T_k}{D} \right]$ which in the limit $T_k \ll |\epsilon_d|$ gives $T_k = De^{\frac{\pi\epsilon_d}{N\Gamma}}$. In this case the Kondo limit is reached when the gate voltage reaches $\epsilon_d = -4.45$ (with $\Gamma = 1$ and $D = 100$).

-
- ¹ D. Goldhaber-Gordon et al., Phys. Rev. Lett. **81**, 5225 (1998); D. Goldhaber-Gordon et al., Nature **391**, 156 (1998).
- ² S. Cronenwett et al., Science **540**, 281 (1998); W. G. van der Wiel et al., Science **289**, 2105 (2000).
- ³ R. M. Potok, I. G. Rau, H. Shtrikman, Y. Oreg, D. Goldhaber-Gordon, Nature **446**, 167 (2007).
- ⁴ C. H. L. Quay, John Cumings, Sara Gamble, R. de Picciotto, H. Kataura, D. Goldhaber-Gordon, Phys. Rev. B **76**, 245311 (2007).
- ⁵ Minchul Lee, Mahn-Soo Choi, Rosa Lopez, Ramon Aguado, Jan Martinek, and Rok Zitko, Phys. Rev. B **81**, 121311 (2010).
- ⁶ Eran Sela and Ian Affleck, Phys. Rev. Lett. **103**, 087204 (2009).
- ⁷ Eran Sela and Ian Affleck, Phys. Rev. Lett. **102**, 047201 (2009).
- ⁸ Ireneusz Weymann, Phys. Rev. B **78**, 045310 (2008).
- ⁹ Justin Malecki, Eran Sela, and Ian Affleck, arXiv:1009.0860 (2010).
- ¹⁰ Yunori Nisikawa and Akira Oguri, J. Phys.: Conf. Ser. **150**, 022066 (2009).
- ¹¹ R. M. Konik, Phys. Rev. Lett. **99**, 076602 (2007).

- ¹² R. M. Konik, *New J. Phys.* **9**, 257 (2007).
- ¹³ R. Zitko and J. Bonca, *Phys. Rev. B* **76**, 241305(R) (2007).
- ¹⁴ Rok Zitko and Janez Bonea, *Phys. Rev. B* **74**, 045312 (2006).
- ¹⁵ Chung-Hou Chung and W. Hofstetter, *Phys. Rev. B* **76**, 045329 (2007).
- ¹⁶ G.-H. Ding, Fei Ye, and B. Dong, *J. Phys. Cond.-Matter* **21**, 455303 (2009).
- ¹⁷ Ding Guo-Hui and Ye Fei, *Chin. Phys. Lett.* **24**, 2926 (2007).
- ¹⁸ R. Lopez, D. Sanchez, M. Lee, M.-S. Choi, P. Simon, and K. Le Hur, *Phys. Rev. B* **71**, 115312 (2005).
- ¹⁹ E. Vernek, N. Sandler, S.E. Ulloa, and E.V. Anda, *Physica E* **34**, 608 (2006).
- ²⁰ Guo-Hui Ding, Chul Koo Kim, and Kyun Nahm, *Phys. Rev. B* **71**, 205313 (2005).
- ²¹ Luis G. G.V. Dias da Silva, Nancy P. Sandler, Kevin Ingersent, and Sergio E. Ulloa, *Phys. Rev. Lett.* **97**, 096603 (2006).
- ²² Luis G. G. V. Dias da Silva, Kevin Ingersent, Nancy Sandler, and Sergio E. Ulloa, *Phys. Rev. B* **78**, 153304 (2008).
- ²³ Eran Sela and Ian Affleck, *Phys. Rev. B* **79**, 125110 (2009).
- ²⁴ J. P. Dahlhaus, S. Maier, and A. Komnik, *Phys. Rev. B* **81**, 075110 (2010).
- ²⁵ J. C. Chen, A.M. Chang, and M. R. Melloch, *Phys. Rev. Lett.* **92**, 176801 (2004).
- ²⁶ M. Sigrist, A. Fuhrer, T. Ihn, K. Ensslin, S. E. Ulloa, W. Wegscheider, and M. Bichler, *Phys. Rev. Lett.* **93**, 066802 (2004).
- ²⁷ A M Chang and J C Chen, *Rep. Prog. Phys.* **72**, 096501 (2009).
- ²⁸ A. W. Holleitner, A. Chudnovskiy, D. Pfannkuche, K. Eber, and R. H. Blick, *Phys. Rev. B* **70**, 075204 (2004).
- ²⁹ A. Hubel, K. Held, J. Weis, and K. v. Klitzing, *Phys. Rev. Lett.* **101**, 186804 (2008).
- ³⁰ A. Posazhennikova and P. Coleman, *Phys. Rev. Lett.* **94**, 036802 (2005).
- ³¹ R. M. Konik, H. Saleur, and A.W.W. Ludwig, *PRL* **87**, 236801 (2001); *ibid*, *PRB* **66**, 125304 (2002).
- ³² Y. Tanaka and N. Kawakami, *Phys. Rev. B* **72**, 085304 (2005).
- ³³ A. A. Gogolin, R. M. Konik, H. Saleur, and A. W. W. Ludwig, *Ann. Phys. (Leipzig)* **16**, 678 (2007).
- ³⁴ D. M. Newns and N. Read, *Advances in Physics* **36**, 799 (1987).
- ³⁵ A. A. Aligia and L. A. Salguero, *Phys. Rev. B* **70**, 075307 (2004).

- ³⁶ K. Kang, S. Y. Cho, J.-J. Kim, and S.-C. Shin, Phys. Rev. B **63**, 113304 (2001).
- ³⁷ L. H.C.M. Nunes, M. Figueira, M. Foglio, Phys. Lett. A **358**, 313 (2006).
- ³⁸ P. Schlottmann, Phys. Rev. B **65**, 024431 (2001).
- ³⁹ J. Kroha, P. J. Hirschfeld, K. A. Muttalib, and P. Wölfle, Solid States Communications **83**, 1003 (1992).
- ⁴⁰ P. Wölfle, J. Low Temp. Phys. **99**, 625 (1995).
- ⁴¹ M. Pustilnik and L. Glazman, Phys. Rev. Lett. **87**, 216601 (2001).
- ⁴² A. Tsvelik and P. Wiegmann, Adv. in Phys. **32** (1983) 453.
- ⁴³ P. Wiegmann, V. Filyov, and A. Tsvelik, Sov. Phys. JETP Lett. **35** (1982) 77; N. Kawakami and A. Okiji, Phys. Lett. A **86**, 483 (1981).
- ⁴⁴ D. Langreth, Phys. Rev. **150**, 516 (1966).
- ⁴⁵ R. M. Fye, Phys. Rev. B **41**, 2490 (1990).
- ⁴⁶ T. Costi, A. Hewson, and V. Vlatić, J. Phys.: Cond. Mat. **6**, 2519 (1994).
- ⁴⁷ A. Hewson, *The Kondo Problem to Heavy Fermions*, Cambridge University Press, Cambridge, UK (1993).
- ⁴⁸ H. R. Krishna-Murthy, J. W. Wilkins, and K. G. Wilson, Phys. Rev. B. **21**, 1003 (1980).
- ⁴⁹ K. G. Wilson, Rev. Mod. Phys. **47**, 773 (1975).
- ⁵⁰ Y. Meir and N. Wingreen, Phys. Rev. Lett. **68**, 2512 (1992).