

A self-consistent hybrid Comptonization model for broad-band spectra of accreting supermassive black holes

Alexandra Veledina,¹ Indrek Vurm^{1,2,3} and Juri Poutanen¹

¹*Astronomy Division, Department of Physics, PO Box 3000, FIN-90014 University of Oulu, Finland*

²*Racah Institute of Physics, Hebrew University of Jerusalem, 91904 Jerusalem, Israel*

³*Tartu Observatory, 61602 Tõravere, Tartumaa, Estonia*

ABSTRACT

Spectra of Seyfert galaxies have the same features as observed in Galactic black holes (GBHs) in X-ray binaries, suggesting common conditions in the vicinity of the two classes of objects. Two components contribute to the X-ray (1–100 keV) spectra: a power-law-like component with the energy index $\alpha \sim 0.9$ –1.0 and a component arising from reflection and reprocessing of the intrinsic power-law by cold opaque matter. The strong UV bumps found in many Seyferts require the existence of thermally radiating cool matter, the accretion disc, in the vicinity of their central black holes. The X-ray spectra of Seyfert galaxies and X-ray binaries in their hard/low states can be modelled by Comptonization on thermal electrons. However, observations of GBHs show the evidence of a weak non-thermal high-energy tail extending above MeV energies, suggesting the presence of the non-thermal component in the electron distribution. It is possible that in such electrons are also present in the X-ray emitting regions of Seyfert galaxies.

Using simulations with the kinetic code that self-consistently models electron and photon distributions, we investigate the spectral formation in the hybrid plasma in the vicinity of supermassive black holes. We find that the intrinsic power-law-like component in hard-state sources can be explained in terms of the synchrotron self-Compton mechanism. The mostly thermal electron distribution is produced even with the non-thermal injection/acceleration of particles due to the efficient thermalization by Coulomb scattering and synchrotron self-absorption. Under a very broad range of parameters the spectral slopes attain a rather narrow distribution consistent with that observed from Seyferts.

We also consider the role of the disc photons and show that the recently found correlation between α and the Eddington ratio L/L_{Edd} can be described by the increasing fraction of disc photons in the emitting region that may be associated with the decreasing inner radius of the optically thick accretion disc. The increasing flux of soft photons is also responsible for the transformation of the electron distribution from nearly thermal to almost completely non-thermal. The softer X-ray spectra of narrow-line Seyfert galaxies may correspond to non-thermal Comptonization of the disc photons, predicting that no cutoff should be observed up to MeV energies in these sources, similarly to the soft-state GBHs.

Key words: radiation mechanisms: non-thermal – accretion, accretion discs – galaxies: Seyfert – X-rays: galaxies

1 INTRODUCTION

Accreting radio-quiet super-massive black holes (SMBHs) residing in the centres of quasars, Seyfert galaxies and narrow line Seyfert 1 galaxies (NLSy1) in many respects are analogous to the Galactic stellar-mass black holes (GBHs) in X-ray binaries. In the X-ray/soft γ -ray band, the spectra of Seyferts can be represented by a sum of a power-law-like continuum which cuts off at a few hundred keV and a reflection component with the iron fluorescent $K\alpha$ line believed to be produced by reprocessing of the intrinsic power-law by cold opaque matter, probably the accretion

disc (Nandra & Pounds 1994). The 2–10 keV intrinsic spectral energy slope (defined as $F_E \propto E^{-\alpha}$) of the power-law $\alpha \sim 0.9$ –1.0, which is ubiquitously found in Seyferts, is somewhat larger than what is measured in GBHs in their hard state $\alpha \sim 0.6$ –0.8 (e.g. Zdziarski, Lubinski & Smith 1999). NLSy1 having softer X-ray spectra than Seyferts, probably represent a state with higher accretion rate (in Eddington units) similar to the soft/very high state of GBHs (Pounds, Done & Osborne 1995).

The seemingly similar X-ray slopes of Seyferts triggered the efforts to find a physical model which would explain such spectral stability. The non-thermal models became popular (see

Svensson 1994, for a review). These invoke injection of high-energy leptons into the system with subsequent Compton cooling by accretion disc photons and photon-photon pair productions initiating pair cascades. Saturated cascades produced the intrinsic spectra with $\alpha \approx 0.9$ (Zdziarski & Lightman 1985; Svensson 1987), which becomes consistent with the X-ray spectra of Seyferts after accounting for the hardening due to Compton reflection (George & Fabian 1991). The pair-cascade models, on the other hand, predict a strong tail above 300 keV and an annihilation line which have never been observed. The *CGRO*/OSSE observations of the brightest Seyfert 1 galaxy NGC 4151 constrain the fraction of energy going to non-thermal injection to be less than 50%, while the rest of the power going to thermal heating (Zdziarski, Lightman & Maciolek-Niedzwiecki 1993; Zdziarski, Johnson & Magdziarz 1996). The existing upper limits on the average flux of Seyferts above 100 keV are compatible with the presence of weak non-thermal tails (e.g. Gondek et al. 1996; Johnson et al. 1997). The more recent *INTEGRAL* observations (Lubiński et al. 2010) have not improved those constraints.

Non-detectable high-energy tail in Seyfert galaxies can also be interpreted in terms of pure thermal models, where the power is equally shared among all the thermal particles. The spectra indeed can be well described by Comptonization on *thermal* electrons (see e.g. Poutanen 1998; Zdziarski 1999). The stability of the spectral slopes can be interpreted as the evidence of the radiative feedback between the hot X-ray emitting plasma and the cool accretion disc, which is assumed to be a sole source of the seed photons for Comptonization. The slab-corona model, where the hot plasma sandwiches the accretion disc (see e.g. Haardt & Maraschi 1991, 1993), predicts too soft spectra due to large flux of the reprocessed UV photons (Stern et al. 1995). Localized active regions atop of a cool disc (Haardt, Maraschi & Ghisellini 1994; Stern et al. 1995; Svensson 1996) are more photon starved and can produce much harder spectra in agreement with observations. However, in this case it is difficult to understand why there is a preferential slope, as it is a strong function of the separation of the active region from the disc.

Detection of the MeV tails in the spectra of GBH Cyg X-1 in both hard and soft states (McConnell et al. 2002) imply the presence of a significant non-thermal component in the electron distribution. The power-law looking spectra extending to the MeV energies in other soft-state GBHs (Grove et al. 1998; Zdziarski et al. 2001) are consistent with being produced by Comptonization off non-thermal electron (Poutanen & Coppi 1998; Poutanen 1998). By analogy, the electrons in Seyferts also might have a non-thermal population. More probably in both types of sources, the electron distribution is hybrid in both hard and soft states (Poutanen & Coppi 1998; Poutanen 1998; Coppi 1999), with the non-thermal fraction increasing for softer spectra.

The presence of the non-thermal particles, even if they are not energetically dominant, has a strong impact on the emitted spectrum, because the synchrotron emission can increase by orders of magnitude even if only 1% of electron energy is in the power-law tail (Wardziński & Zdziarski 2001). As most of the synchrotron emission is self-absorbed, this process plays an important role in shaping the electron distribution by thermalizing particles via emission and absorption of synchrotron photons, the so called synchrotron boiler (Ghisellini, Guilbert & Svensson 1988; Ghisellini, Haardt & Svensson 1998).

It was recently shown that under the conditions of GBHs, Coulomb collisions and synchrotron boiler efficiently thermalize electrons producing thermal population at low energies even if

the electrons were originally non-thermal (Vurm & Poutanen 2008; Poutanen & Vurm 2009; Malzac & Belmont 2009). The hard spectrum of GBHs can be fully accounted for by the synchrotron self-Compton (SSC) mechanism in the resulting hybrid electrons. In this picture the disc photons are not required to interact with the hot X-ray emitting plasma at all. This mechanism also gives a rather stable X-ray slopes for a large range of parameters, relieving the need for the feedback between the disc and the active region.

As many of the radiative processes depend only on the compactness of the source, but not on its luminosity or size separately, one may think that the spectra of Seyferts can also be described in terms of hybrid Comptonization models. However, not all processes can be scaled away. The aim of the present paper is to study in details the spectral formation in relativistic hybrid plasmas in the vicinity of a SMBH. One of our goals is to learn how the results scale with the mass of the compact object. We also test the role of bremsstrahlung in SSC models. And finally we compare the model with the data on Seyferts and NLSy1s.

2 MODEL DESCRIPTION

2.1 Geometry

It is commonly accepted that the main process responsible for X-ray spectra of radio quiet AGNs is (nearly) thermal Comptonization of soft seed photons by energetic electrons. The nature of the seed photons is less understood. The two main candidates are the standard cool accretion disc (Shakura & Sunyaev 1973) and the synchrotron emission from the hot electron populations. We model both types of seed photon sources.

The geometry of the X-ray emitting region remains also unclear. It can be the inner hot part of the accretion flow which can be radiatively inefficient as well as efficient (see reviews in Narayan 2002; Yuan 2007). The disc-corona models are also popular (Galeev, Rosner & Vaiana 1979; Haardt & Maraschi 1991, 1993; Haardt et al. 1994; Stern et al. 1995; Poutanen & Svensson 1996; Poutanen 1998). The slab (plane-parallel) corona (Haardt & Maraschi 1991, 1993) is unlikely to be realized, as it produces Comptonization spectra which are too soft compared to the observed $\alpha \sim 1$ (Stern et al. 1995). The corona can also be patchy and consist of isolated active regions atop of cool accretion disc (Galeev et al. 1979; Haardt et al. 1994; Stern et al. 1995). This kind of geometry can produce spectra of almost arbitrary hardness if only soft photon reprocessed in the disc are considered. The corona does not need to be static, but can have substantial bulk velocity away from the disc or towards it (Beloborodov 1999b). For further analysis we consider spherically symmetric region, which can be either the inner hot part of accretion flow or a blob of gas above the accretion disc. No anisotropy in geometry or seed photons is taken into account.

2.2 Main parameters

In most of the simulations we assumed the active region has a size of $R = 10R_S$, where $R_S = 2GM_{\text{BH}}/c^2$ is the Schwarzschild radius of the black hole of mass M_{BH} , as one can expect most of energy to be liberated within a region of a corresponding size. It is convenient to introduce a compactness parameter, which is independent of the black hole mass

$$l_{\text{inj}} = \frac{L_{\text{inj}}}{R} \frac{\sigma_T}{m_e c^3} \simeq 10^3 \frac{L_{\text{inj}}}{L_{\text{Edd}}} \frac{10R_S}{R}, \quad (1)$$

where $L_{\text{Edd}} = 4\pi\mu_e G M_{\text{BH}} m_p c / \sigma_T = 1.3 \times 10^{38} M_{\text{BH}} / M_\odot \text{ erg s}^{-1}$, σ_T is Thomson cross-section, $\mu_e = 2/(1+X)$, and X is the hydrogen fraction.

The importance of synchrotron processes is determined by magnetization parameter $\eta_B = U_B R^2 c / L_{\text{inj}}$, where $U_B = B^2 / (8\pi)$ is the magnetic energy density and $L_{\text{inj}} \approx \frac{4\pi}{3} R^2 c U_{\text{rad}}$ (U_{rad} is the radiation energy density). The equipartition of magnetic and radiation energy densities occurs at $\eta_B \approx 0.25$. The magnetic field can be expressed in terms of adopted parameters as:

$$B = \left(\frac{8\pi m_e c^2 \eta_B l_{\text{inj}}}{\sigma_T R} \right)^{1/2} \approx 10^3 \left(\frac{\eta_B l_{\text{inj}}}{M_7 R / 10 R_S} \right)^{1/2} \text{ G}, \quad (2)$$

where $M_7 = M_{\text{BH}} / 10^7 M_\odot$.

We assume that the released energy is given to the electrons. The transfer of energy is modelled as a power-law injection: $dN_e / (dt d\gamma) \propto \gamma^{-\Gamma_{\text{inj}}}$ extending from low-energy Lorentz factor $\gamma_{\text{le}} = 1.0$ to high-energy cut-off at $\gamma_{\text{he}} = 10^3$. The Thomson optical depth of the electrons is chosen at the beginning and fixed during each simulation, i.e. the number of particles is conserved. The injected electrons increase the optical depth, therefore to keep it constant throughout the simulations, the same amount of electrons is removed from the system. This action simulates the effect of reacceleration. The total luminosity of the system L is equal to the net power $L_{\text{inj}} = \frac{4\pi}{3} R^3 \dot{N}_e (\bar{\gamma}_{\text{inj}} - \bar{\gamma}_{\text{eq}}) m_e c^2$, where $\bar{\gamma}_{\text{inj}}$ and $\bar{\gamma}_{\text{eq}}$ are the mean Lorentz factors of the injected and the equilibrium distributions.

We also consider an additional source of soft photons from the accretion disc in the form of the blackbody radiation injected homogeneously to the system. The parameters that describe them are the temperature T_d and the ratio of the disc luminosity to the injected power $f = L_{\text{disc}} / L_{\text{inj}}$.

Thus the main parameters of the model are: the mass of the compact object M_{BH} , size of the active region R / R_S , magnetization parameter η_B , the ratio f of the disc seed photon luminosity to the injected luminosity, the injection slope Γ_{inj} and the Thomson optical depth $\tau = R \sigma_T n_e$.

2.3 Characteristic time-scales

There are three time-scales important in our simulations: light-crossing time t_{lc} , cooling time t_{cool} and reacceleration time t_{ra} .

The reacceleration time is calculated for a given optical depth and required injection energy as

$$t_{\text{ra}} = \frac{4\pi R}{3} \frac{\tau \bar{\gamma}_{\text{inj}}}{c l_{\text{inj}}}, \quad (3)$$

corresponding to the average time of removal of the electrons from the system (as modelled in the code). For large optical depth the reacceleration time is larger than the light-crossing time and thus it can be associated with the escape time. In the case of low optical depth $t_{\text{ra}} < t_{\text{lc}}$, and it cannot be thought as escape time itself, but interpreted as the time between reaccelerations.

The synchrotron cooling time can be calculated as

$$t_{\text{cool},s} \equiv \frac{\gamma - 1}{|\dot{\gamma}_s|} = \frac{1}{\gamma + 1} \left(\frac{4 \sigma_T U_B}{3 m_e c} \right)^{-1} = \frac{1}{\gamma + 1} \frac{3}{4} \frac{R/c}{\eta_B l_{\text{inj}}}, \quad (4)$$

where $\dot{\gamma}_s$ is synchrotron cooling rate. Similarly, one can determine the cooling time by Compton scattering (e.g. Rybicki & Lightman 1979)

$$t_{\text{cool},cs} \equiv \frac{\gamma - 1}{|\dot{\gamma}_{cs}|} = \frac{1}{\gamma + 1} \left(\frac{4 \sigma_T U_{\text{rad}}}{3 m_e c} \right)^{-1} = \frac{1}{\gamma + 1} \frac{\pi R/c}{l_{\text{inj}}}, \quad (5)$$

The ratio of the two time-scales is roughly

$$\frac{t_{\text{cool},s}}{t_{\text{cool},cs}} = \frac{U_{\text{rad}}}{U_B} = \frac{3}{4\pi\eta_B}. \quad (6)$$

For most of the simulations the synchrotron cooling time is comparable to (or more than) the Compton cooling time.

The e-e Coulomb losses at the equilibrium can be estimated as (e.g. Nayakshin & Melia 1998)

$$t_{\text{cool,Coul}} \equiv \frac{\gamma - 1}{|\dot{\gamma}_{\text{Coul}}|} \approx \frac{2R}{3c} \frac{\bar{\gamma}_{\text{eq}}}{\tau \ln \Lambda} \frac{p^3}{\gamma(\gamma + 1)}, \quad (7)$$

where $\ln \Lambda$ is the Coulomb logarithm (we take $\ln \Lambda = 16$). The bremsstrahlung cooling time is larger (approximately by the inverse of the fine structure constant $1/\alpha_{\text{fs}} \approx 137$). At higher energies the cooling is determined by radiative processes, while for lower energies non-radiative Coulomb collisions are dominant. The relevant scaling is

$$\frac{t_{\text{cool,Coul}}}{t_{\text{cool},cs}} \approx \frac{2\bar{\gamma}_{\text{eq}}}{3\pi \ln \Lambda} \frac{p^3}{\gamma} \frac{l_{\text{inj}}}{\tau} \quad (8)$$

The ratio of the synchrotron cooling and reacceleration times can be approximated as ($\bar{\gamma}_{\text{inj}} \approx 2$ in our simulations)

$$\frac{t_{\text{cool},s}}{t_{\text{ra}}} \approx \frac{0.1}{\tau \eta_B} \frac{1}{\gamma + 1}, \quad (9)$$

and the ratio of Coulomb cooling to reacceleration time can be written as

$$\frac{t_{\text{cool,Coul}}}{t_{\text{ra}}} \approx 5.6 \frac{\bar{\gamma}_{\text{eq}} p^3}{\tau^2 \gamma (\gamma + 1)} \left(\frac{L}{L_{\text{Edd}}} \right) \left(\frac{R}{10 R_S} \right)^{-1}. \quad (10)$$

As long as the optical depth is not too low, the average cooling time is less than the reacceleration time. This condition is satisfied for the majority of simulations presented in this paper.

2.4 Radiative processes and numerical simulations

The gravitational energy released as matter goes down the potential well of the black hole heats the protons and can be transferred to electrons via various mechanisms, for instance, Coulomb collisions with protons, magnetic reconnection, collective plasma effects or shock acceleration. The accelerated electrons subsequently cool, producing radiation field in the region. The presence of the latter strongly affects the electron distribution. Due to acceleration processes operating in the system, the electron distribution might not be Maxwellian. Even a small non-thermal tail (with the energy content of only 1 per cent) can significantly increase the net (after accounting for self-absorption) synchrotron emission up to $\sim 10^5$ times (Wardziński & Zdziarski 2001) and therefore affect the spectrum of the Comptonized component.

For a given particle distribution (Maxwellian, power-law or hybrid) one can easily calculate the emission spectrum, but the former in turn depends on the radiation field. Thus, to find an equilibrium spectrum, which is self-consistent with the electron distribution, one has to solve coupled time-dependent kinetic equations for all the particle species present in the system.

Formal equilibrium solution of the kinetic equation for electrons, when cooling dominates over the escape, can be written as (Blumenthal & Gould 1970)

$$\frac{dN_{\text{eq}}}{d\gamma} \propto \frac{1}{\dot{\gamma}} \int_{\gamma}^{\gamma_{\text{he}}} \gamma'^{-\Gamma_{\text{inj}}} d\gamma', \quad (11)$$

where $dN_{\text{eq}}/d\gamma$ represents the equilibrium particle distribution and $\dot{\gamma}$ is the sum of all possible cooling rates. In the radiative (Compton and synchrotron) cooling dominated regime $\dot{\gamma} \propto \gamma^2$, while if the electrons exchange energies predominantly by Coulomb collisions $\dot{\gamma} \propto \gamma^0$. Substituting the cooling rates into equation (11) and integrating (hereafter we consider $\Gamma_{\text{inj}} \geq 2$), one gets the equilibrium electron distribution in the form $dN_{\text{eq}}/d\gamma \propto \gamma^{-s}$ with

$$s = \begin{cases} \Gamma_{\text{inj}} + 1, & \dot{\gamma} \propto \gamma^2 \quad (\text{Compton, synchrotron}) \\ \Gamma_{\text{inj}} - 1, & \dot{\gamma} \propto \gamma^0 \quad (\text{Coulomb}). \end{cases} \quad (12)$$

In a general case, it is impossible to find an analytical solution, the problem has to be solved numerically.

We consider electrons, positrons and photons. Neutrality of the plasma is provided by protons, which are assumed to be at rest and participate only in electron-proton bremsstrahlung. The following elementary processes are taken into account. The particles interact with each other via Coulomb (Møller/Bha-bha) collisions. Cooling/heating of the electrons (and positrons) occurs by emitting and absorbing synchrotron radiation, bremsstrahlung emission (electron-proton, electron-electron/positron-positron, electron-positron) and Compton scattering. The seed soft photons for Compton scattering can be provided by synchrotron as well as by the accretion disc. Photon-photon pair production and pair annihilation are also taken into account, however, these processes play a minor role for considered parameters.

We assume particle and photon distributions to be homogeneous and isotropic. The calculations are done in a one-zone geometry with tangled magnetic field. The photon escape from the region is modelled by the escape probability formalism. The escaping photon distribution can be described by the differential luminosity $L_E = dL/dE$ or differential compactness $l_E = (l_{\text{inj}}/L) L_E$.

To obtain the equilibrium spectrum, a system of time-dependent kinetic equations for the distribution functions of photons, electrons and positrons is solved using the code described in details by Vurm & Poutanen (2009), extended to include bremsstrahlung processes. This code is similar to the previous codes of that sort by Coppi (1992, 1999), but includes the synchrotron boiler (Ghisellini et al. 1988, 1998) and treats Coulomb thermalization more accurately due to a grid in electron momenta extended to low values. A code very similar to ours was recently developed by Belmont, Malzac & Marcowith (2008).

3 RESULTS

In this section we present the detailed investigation of the features of equilibrium photon and electron distributions arising from variations of different parameters. We consider pure SSC models in section 3.1. In section 3.2 we investigate the role of bremsstrahlung in SSC models. Spectral formation with contribution of the accretion disc photons is described in section 3.3. Specific parameters of each simulation can be found in Table 1.

3.1 Synchrotron self-Compton models

Let us first consider pure synchrotron self-Compton models putting $f = 0$, i.e. with no contribution from the accretion disc. We study how variations of the parameters influence the spectral energy distribution (particularly, the slope α in the range 2–10 keV) and the electron distribution. For the fiducial parameters we take $M_{\text{BH}} = 10^7 M_{\odot}$, $\Gamma_{\text{inj}} = 3.0$, $\tau = 1.0$, $\eta_B = 0.1$, $L/L_{\text{Edd}} = 10^{-2}$ (see Fig. 1, solid line). The equilibrium electron distribution consists of

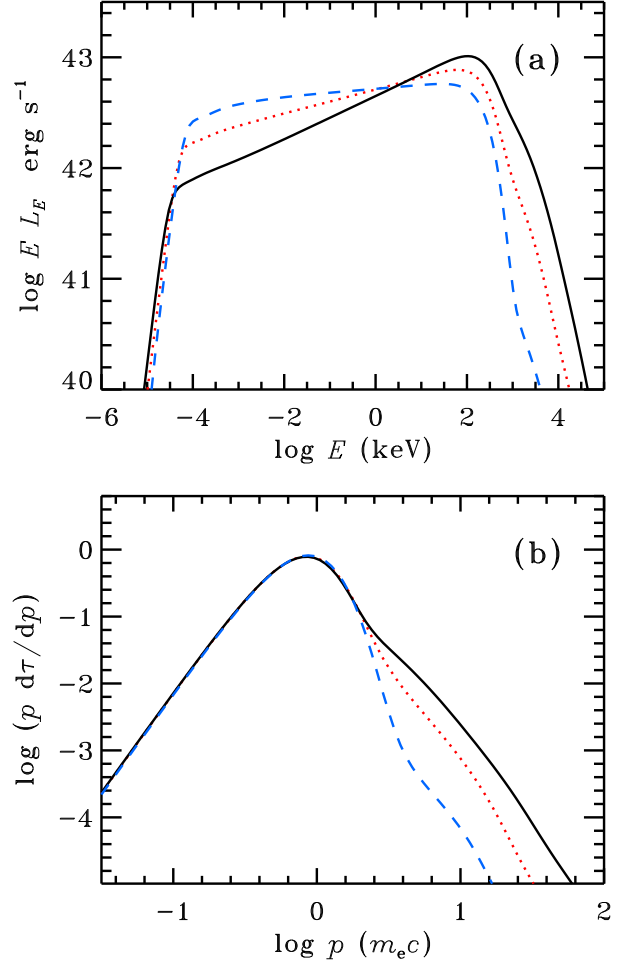


Figure 1. Equilibrium spectra (upper panel) and electron distributions (lower panel) for SSC models with varying magnetization parameter: $\eta_B = 0.1$ (black solid), 1.0 (red dotted), 10 (blue dashed). Other parameters are fiducial.

a Maxwellian part with $kT_e = 93$ keV and a power-law tail with slope determined by radiative cooling $s = \Gamma_{\text{inj}} + 1 = 4$. The synchrotron emission coming from thermal electrons is completely self-absorbed and the low-energy part of the spectrum arises from the synchrotron produced by non-thermal electron population only (with Lorentz factors $\gamma \gtrsim 30$). On the contrary, the high-energy Comptonization component, cutting off at ~ 100 keV, is mostly produced by Maxwellian part of the electron distribution. Above the cut-off energy, there is a high-energy tail resulting from Comptonization on the non-thermal electrons.

3.1.1 Dependence on the magnetic field

Let us consider the influence of the strength of magnetic field on spectral formation. Energy density of typical magnetic fields in the vicinity of black holes are assumed to be of the order of equipartition with radiation field or gas energy density (Galeev et al. 1979). On Fig. 1, the equilibrium spectra and electron distributions are shown for $\eta_B = 0.1, 1.0, 10$. When the role of the magnetic field increases, it causes the increasing emission in the low-energy part of the spectrum, where the main contribution comes from synchrotron mechanism. Subsequently, the electron cooling occurs faster (for comparison with the reacceleration time see equation 9). This im-

Table 1. Model parameters and results.

Run	Figure	M_{BH}/M_{\odot}	L/L_{Edd}	R/R_{S}	Γ_{inj}	τ	η_{B}	f	$\alpha_{[2-10]}$	kT_{e} (keV)
1 ^a	1	10 ⁷	10 ⁻²	10	3.0	1.0	0.1	0	0.800	93
2	1	10 ⁷	10 ⁻²	10	3.0	1.0	1.0	0	0.888	95
3	1	10 ⁷	10 ⁻²	10	3.0	1.0	10	0	0.965	96
4	2	10	10 ⁻²	10	3.0	1.0	0.1	0	0.779	99
5	2	10 ³	10 ⁻²	10	3.0	1.0	0.1	0	0.789	96
6	2	10 ⁵	10 ⁻²	10	3.0	1.0	0.1	0	0.795	94
1 ^a	2	10 ⁷	10 ⁻²	10	3.0	1.0	0.1	0	0.800	93
7	2	10 ⁹	10 ⁻²	10	3.0	1.0	0.1	0	0.804	93
8	3	10	10 ⁻²	10	3.0	1.0	1.0	0	0.908	94
9	3	10 ³	10 ⁻²	10	3.0	1.0	1.0	0	0.905	93
10	3	10 ⁵	10 ⁻²	10	3.0	1.0	1.0	0	0.896	94
11	3	10 ⁷	10 ⁻²	10	3.0	1.0	1.0	0	0.882	95
12	3	10 ⁹	10 ⁻²	10	3.0	1.0	1.0	0	0.880	96
13	4	10	10 ⁻³	10	3.0	0.3	0.1	0	0.899	122
14	4	10 ³	10 ⁻³	10	3.0	0.3	0.1	0	0.896	122
15	4	10 ⁵	10 ⁻³	10	3.0	0.3	0.1	0	0.895	121
16	4	10 ⁷	10 ⁻³	10	3.0	0.3	0.1	0	0.890	121
17	4	10 ⁹	10 ⁻³	10	3.0	0.3	0.1	0	0.886	120
18	5	10 ⁷	10 ⁻²	10	3.0	0.1	0.1	0	0.935	50–100 ^b
19	5	10 ⁷	10 ⁻²	10	3.0	0.3	0.1	0	0.889	50–100 ^b
1 ^a	5	10 ⁷	10 ⁻²	10	3.0	1.0	0.1	0	0.800	93
20	5	10 ⁷	10 ⁻²	10	3.0	3.0	0.1	0	0.746	33
21	5	10 ⁷	10 ⁻²	10	3.0	10	0.1	0	0.603	7
22	8	10 ⁷	10 ⁻³	10	3.0	1.0	1.0	0	0.889	102
23	8	10 ⁷	10 ⁻⁴	10	3.0	1.0	1.0	0	0.890	108
24	9	10 ⁷	10 ⁻²	10	2.0	1.0	0.1	0	0.915	39
1 ^a	9	10 ⁷	10 ⁻²	10	3.0	1.0	0.1	0	0.800	93
25	9	10 ⁷	10 ⁻²	10	3.5	1.0	0.1	0	0.749	105
26	10	10 ⁷	10 ⁻²	300	3.0	1.0	1.0	0	0.886	107
27 ^c	10	10 ⁷	10 ⁻²	300	3.0	1.0	1.0	0	0.853	105
1 ^a	11	10 ⁷	10 ⁻²	10	3.0	1.0	0.1	0	0.800	93
28	11	10 ⁷	0.03	10	3.0	1.0	0.1	0.1	0.898	63
29	11	10 ⁷	0.1	10	3.0	1.0	0.1	0.3	1.030	36
30	11	10 ⁷	0.3	10	3.0	1.0	0.1	1.0	1.191	16
31	11	10 ⁷	1	10	3.0	1.0	0.1	3.0	1.335	4
32	12	10 ⁸	1.0	10	3.5	1.0	0.25	10	1.640	3

^a The fiducial parameter set. ^b The value of the temperature is not well defined as the electron distribution is poorly fit by the Maxwellian. ^c The spectrum was calculated including bremsstrahlung.

plies the decreasing role of inverse Compton scattering on non-thermal electrons and thus leads to smaller high-energy tail in the photon distribution. The resulting Comptonized spectrum becomes softer. As electrons lose more energy in synchrotron emission and cool more efficiently, the non-thermal tail drops and the thermal part of distribution extends to higher energies. At the same time, the peak of the thermal distribution is determined by Coulomb processes, thus the equilibrium temperature is independent of the magnetization. Although the electron temperatures are almost identical in these simulations, the slopes are different. This is due to the fact that the slope is determined by both thermal and non-thermal elec-

tron populations, with a harder spectral index in the case of more powerful electron tail.

One can notice on Fig. 1b, that the normalization of the electron tail does not scale inversely proportional to magnetization. The competing processes determining the normalization (and shape) of the high-energy tail are Compton and synchrotron cooling. Their relative role in tail formation is determined by the magnetization parameter (see equation 6). With the increasing role of the magnetic field, the cooling becomes dominated by synchrotron processes, and from this moment the normalization scales inversely with η_{B} . In the considered cases, the Compton scattering still plays an important role in cooling of the electrons in the tail.

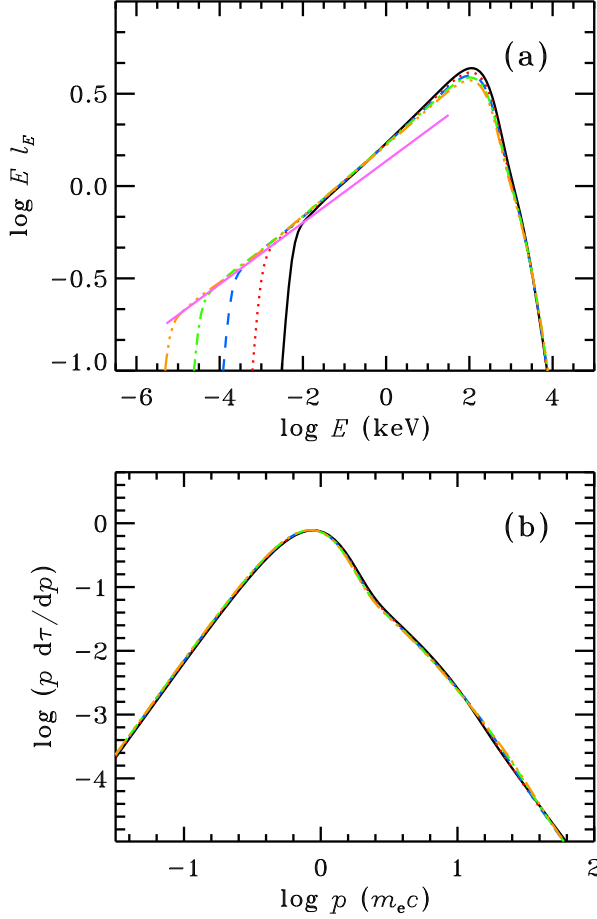


Figure 2. Equilibrium spectra (differential compactness, upper panel) and electron distributions (lower panel) for SSC models with varying masses of the black hole: $M = 10$ (black solid), 10^3 (red dotted), 10^5 (blue dashed), $10^7 M_\odot$ (green dot-dashed) and $10^9 M_\odot$ (yellow three-dot dashed). Other parameters are fiducial. The broadest spectrum corresponds to the highest mass. Magenta line correspond to the power-law of energy index $\alpha = 5/6$ (see text for details).

3.1.2 Dependence on the mass

Variations of mass correspond to variations of two parameters simultaneously: the Schwarzschild radius and the Eddington luminosity. If we fix the Eddington ratio and the size (in Schwarzschild radii), the compactness parameter becomes independent of the mass. The spectral energy distribution l_E is not expected to change much. However, the temperature of the accretion disc photons as well as the magnetic field strength (and characteristic synchrotron frequencies) do depends on mass.

If the seed photons for Comptonization come from accretion disc, the size and disc temperature scale as $R \propto M_{\text{BH}}$ and $T_d \propto M_{\text{BH}}^{-1/4}$, respectively (see, e.g. Frank, King & Raine 2002). For the black holes with higher masses and the same compactness, the spectrum becomes broader and the spectra of Seyferts are expected to be softer than those of GBHs at the same ratio f (Zdziarski et al. 2003).

The situation is more complicated for the SSC mechanism. The low-energy part of the spectrum is determined by synchrotron radiation which is strongly self-absorbed up to some critical frequency, the so-called turn-over frequency ν_t . For hybrid electron distribution, containing Maxwellian and power-law parts, there are

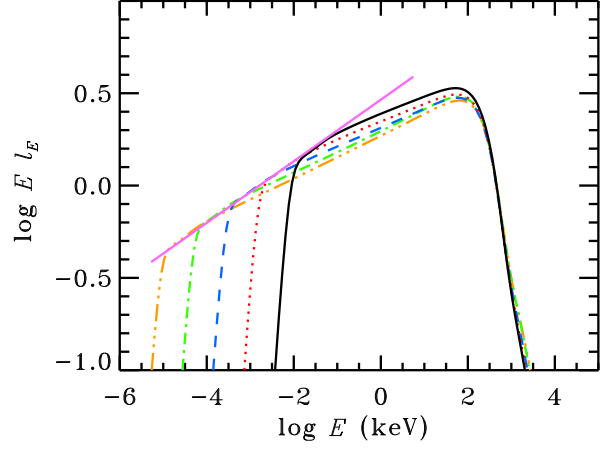


Figure 3. Same as on Fig. 2a, but for $\eta_B = 1.0$.

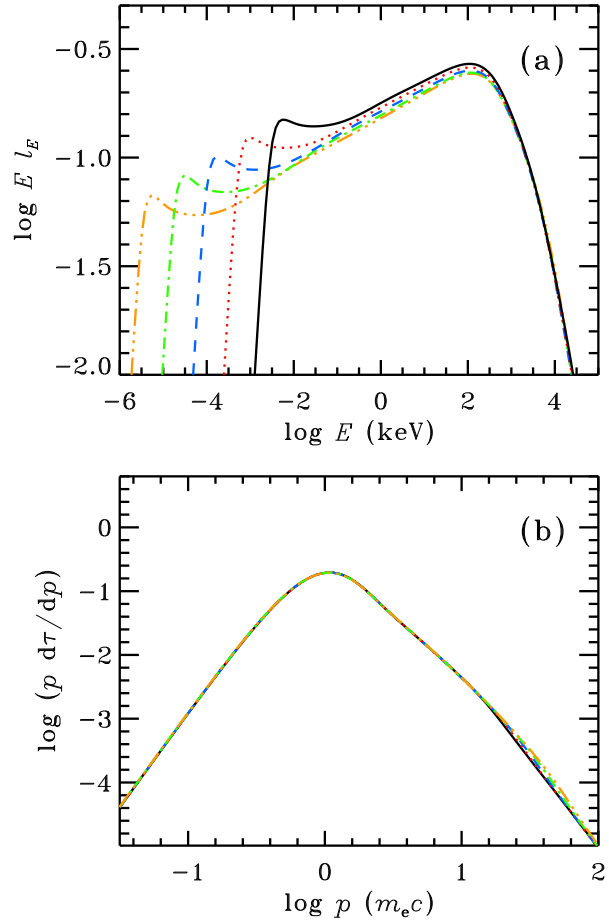


Figure 4. Same as on Fig. 2, but for $L/L_{\text{Edd}} = 10^{-3}$ and $\tau = 0.3$.

two corresponding turn-over frequencies: thermal $\nu_t^{\text{th}} \propto B^{0.91}$ (e.g. Mahadevan 1997; Wardziński & Zdziarski 2000) and power-law (e.g. Rybicki & Lightman 1979; Wardziński & Zdziarski 2001)

$$\nu_t^{\text{pl}} \propto B^{\frac{s+2}{s+4}} \propto R^{-\frac{s+2}{2s+8}} \propto M_{\text{BH}}^{-\frac{s+2}{2s+8}}, \quad (13)$$

where we used equation (2) obtaining the last scaling. Here $s =$

$\Gamma_{\text{inj}} + 1$, if the cooling of particles emitting around the turn-over frequency is dominated by synchrotron or Compton and $s = \Gamma_{\text{inj}} - 1$, if Coulomb collisions dominate (see equation 12). Using equation (2) we deduce (for $\Gamma_{\text{inj}} = 3.0$)

$$\nu_t \propto \left(\frac{\eta_B l}{R} \right)^{0.33 \div 0.46}. \quad (14)$$

The lower and upper limits of the power-law index correspond to ν_t^{pl} (in Coulomb regime) and ν_t^{th} , respectively.

In our simulations the synchrotron radiation coming from Maxwellian part of electron distribution is almost completely self-absorbed and only non-thermal electrons are responsible for the synchrotron radiation coming from the region. Moreover, for the pure synchrotron self-Compton simulations, the synchrotron-emitting particles are in the radiative cooling regime (i.e. the cooling by Coulomb is negligible). The turn-over frequency is generally smaller for more massive objects (see Figs 2–4) and lower magnetizations. The latter effect can be seen on Fig. 1, however the dependence on η_B is weak since the effects of the increasing magnetic field and decreasing normalization of the tail of the electron distribution due to stronger cooling nearly cancel each other out. We find that for different values of magnetization parameter, spectra of the supermassive black holes can be both harder or softer when compared to those of solar mass black holes (compare Figs. 2 and 3). The electron distribution is independent of the mass due to the fact that cooling and heating (reacceleration) times scale with mass similarly, thus their ratio is independent of the mass (see equations 9 and 10).

The synchrotron luminosity at ν_t can be estimated remembering that the intensity at the turn-over frequency is just a source function of the power-law electrons and that the relativistic electron of Lorentz factor γ emits most of the synchrotron power at frequency $\nu \simeq 2\gamma^2\nu_B$ (where $\nu_B = eB/2\pi m_e c$ is the cyclotron frequency). Then, the compactness of the synchrotron photon spectrum at ν_t scales as (Rybicki & Lightman 1979)

$$E l_{E,\text{synch}} \propto \frac{R \nu_t^{7/2}}{\sqrt{\nu_B}} \propto B^{\frac{s-3}{s+4}} \propto R^{-\frac{s-3}{2s+8}} \propto M_{\text{BH}}^{-\frac{s-3}{2s+8}}. \quad (15)$$

Eliminating mass using equation (13), we get the dependence of differential compactness (at turn-over frequency) on the photon energy

$$E l_{E,\text{synch}} \propto E^{\frac{s-3}{s+2}}. \quad (16)$$

This corresponds to the power-law spectrum of energy index $\alpha = 5/(s+2)$. On Figs 2 and 3, the magenta line corresponds to $s = \Gamma_{\text{inj}} + 1 = 4$, giving $E l_{E,\text{synch}} \propto E^{1/6}$ (i.e. $\alpha = 5/6$). This implies that increasing the mass of the compact object leads to softer SSC spectra if $s < 5/\alpha - 2$. For the canonical value $\alpha \approx 0.7$ in the hard-state spectra of GBHs we get $s < 5$ (or equivalently $\Gamma_{\text{inj}} < 4$). Thus, hard electron injection is required to explain the systematically softer spectra in Seyferts in terms of the SSC mechanism, keeping all the parameters (except M_{BH}) constant.

We emphasize here that the power-law slope of the Comptonization component will tend asymptotically to the value $\alpha = 5/(s+2)$ with increasing mass of the object independently of other parameters, leading to a stability of the spectrum.

On Fig. 4 we plot spectra and electron distributions obtained for the same parameters as on Fig. 2, but for lower τ and L/L_{Edd} . The tail in the electron distribution becomes relatively stronger resulting in more luminous synchrotron emission. This softens the Comptonized part of the spectrum (compared to the cases on Fig. 2). The slopes of electron distributions between momenta $p =$

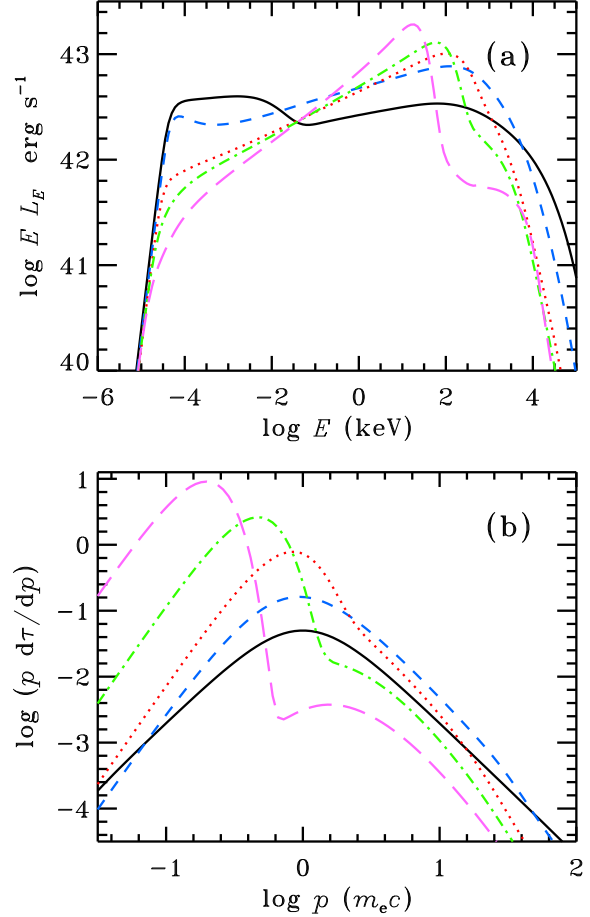


Figure 5. Equilibrium spectra (upper panel) and electron distributions (lower panel) for SSC models with varying optical depths $\tau = 0.1, 0.3, 1, 3, 10$. The hardest spectrum and the coldest electron distribution correspond to the highest τ . Other parameters are fiducial.

1 and 10 resemble the injection function, implying inefficient cooling at these energies. Below the peak, the Coulomb collisions dominate the reacceleration, leading to a formation of the Maxwellian distribution, and for $p > 10$, radiative cooling softens the electron distribution.

3.1.3 Dependence on the optical depth

Now let us consider the role of the optical depth. Again, we take the fiducial parameters and let τ vary. As the optical depth grows, the electrons have more time to cool before being reaccelerated, leading to a drop in the electron temperature (Fig. 5b). Lower temperature and higher optical depth lead to efficient thermalization by Coulomb collisions, driving a larger fraction of particles to a Maxwellian distribution. As the electron temperature decreases, the peak of the thermally Comptonized spectrum also moves to lower energies (see Fig. 5a). At the same time, the number of particles in the non-thermal tail of the electron distribution decreases, leading to weaker partially self-absorbed synchrotron emission. The source therefore becomes photon-starved and the spectrum hardens.

At low optical depths the particles do not have time to cool between reaccelerations and the electron distribution resembles the injection function with a hard tail. The synchrotron emission is

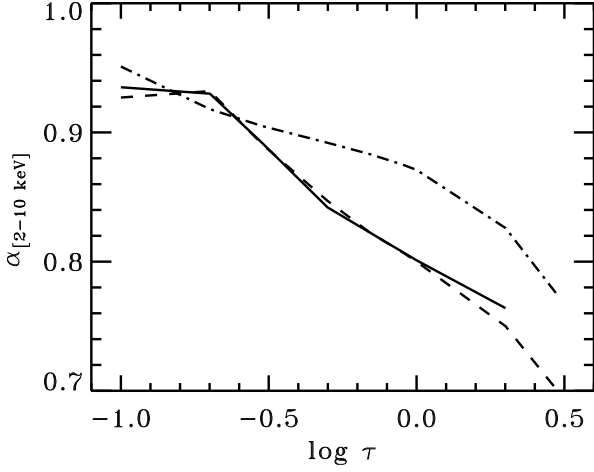


Figure 6. Dependence of the spectral slope on the optical depth for parameters $(L/L_{\text{Edd}}, \Gamma_{\text{inj}}) = (10^{-2}, 3.0)$ (solid), $(10^{-3}, 3.0)$ (dashed), $(10^{-2}, 2.0)$ (dot-dashed). Other parameters are fiducial.

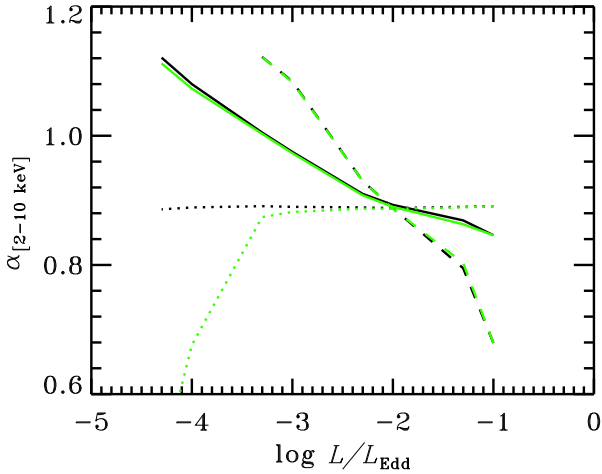


Figure 7. Dependence of the spectral slope on the Eddington ratio for supermassive black holes ($M_{\text{BH}} = 10^7 M_{\odot}$, $\eta_{\text{B}} = 1.0$) and for pure SSC models. Different dependencies of optical depth on the luminosity are shown: $\tau \propto L^{1/2}$ (solid), $\tau \propto L$ (dashed), $\tau = \text{const}$ (dotted). The curves intersect at $L = 10^{-2} L_{\text{Edd}}$ with $\tau = 1.0$. The light (green) curves correspond to all radiation processes taken into account, while for black curves bremsstrahlung is neglected.

therefore strong and dominates the emission in the 0.1 – 10 eV range for $\tau = 0.1$.

The effect of hardening of the spectrum with increasing optical depth was found irrespectively of the values of the other parameters (see Fig. 6), suggesting that it has the strongest influence on the slope.

3.1.4 Dependence on the Eddington ratio

The change of the Eddington ratio is closely connected to the change of the accretion rate, which, in turn, affects the optical depth. The latter is rather obvious: if the accretion time is constant, the higher is the matter supply, the higher is the density and therefore, the optical depth. We assume that $\tau \propto \dot{M}$. For different types of accretion modes (corresponding to efficient and ineffi-

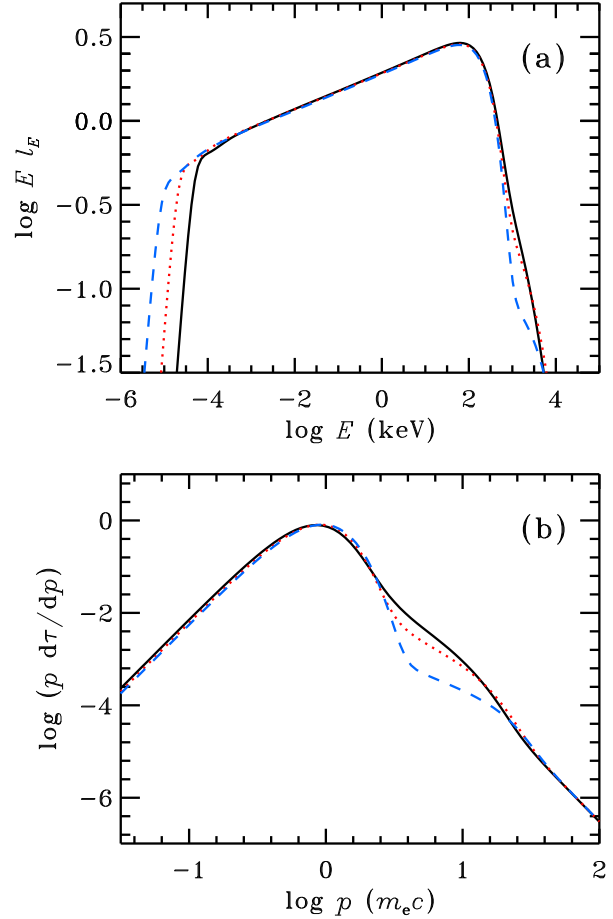


Figure 8. Equilibrium spectra (normalized at 1 keV, upper panel) and electron distributions (lower panel) for pure SSC models with varying Eddington ratio: $L/L_{\text{Edd}} = 3 \times 10^{-2}$ (black solid), 10^{-3} (red dotted), 10^{-4} (blue dashed). Optical depth is constant in these simulations. $\eta_{\text{B}} = 1.0$, other parameters are fiducial.

cient flows), the observed X-ray luminosity depends on the accretion rate in a different manner. To investigate spectral formation at various accretion rates, we consider three possibilities $\tau(L/L_{\text{Edd}})$: $\tau \propto L^{1/2}$, which corresponds to radiatively inefficient accretion ($\tau \propto \dot{M}$ and $L \propto \dot{M}^2$), $\tau \propto L$ (corresponding to radiatively efficient accretion) and $\tau = 1.0 = \text{const}$ (ad hoc).

The results of simulations are shown on Figs 7 and 8. The spectral index is almost independent of the Eddington ratio, if the optical depth remains constant and bremsstrahlung is not accounted for. The turn-over frequency is smaller for lower Eddington ratios: the fraction of magnetic energy (η_{B}) remains constant, therefore, the magnetic field itself decreases as $B \propto (L/L_{\text{Edd}})^{1/2}$, leading to the reduction of ν_{t} . The spectral slopes in the 2–10 keV range are determined by Comptonization on thermal electrons. Our simulations show that for the case of constant optical depth, the Maxwellian part of distribution remains unchanged. The Comptonized slope can be approximated as (Beloborodov 1999a):

$$\alpha \simeq \frac{9}{4} y^{-2/9} - 1, \quad (17)$$

where $y = 4(\Theta_{\text{e}} + 4\Theta_{\text{e}}^2)\tau(\tau + 1)$ is Compton parameter and $\Theta_{\text{e}} = kT_{\text{e}}/mc^2$ is dimensionless temperature of electron distribution. Hence, for constant optical depth, equal temperatures of the Maxwellian distribution give the same slope of the Comptonization

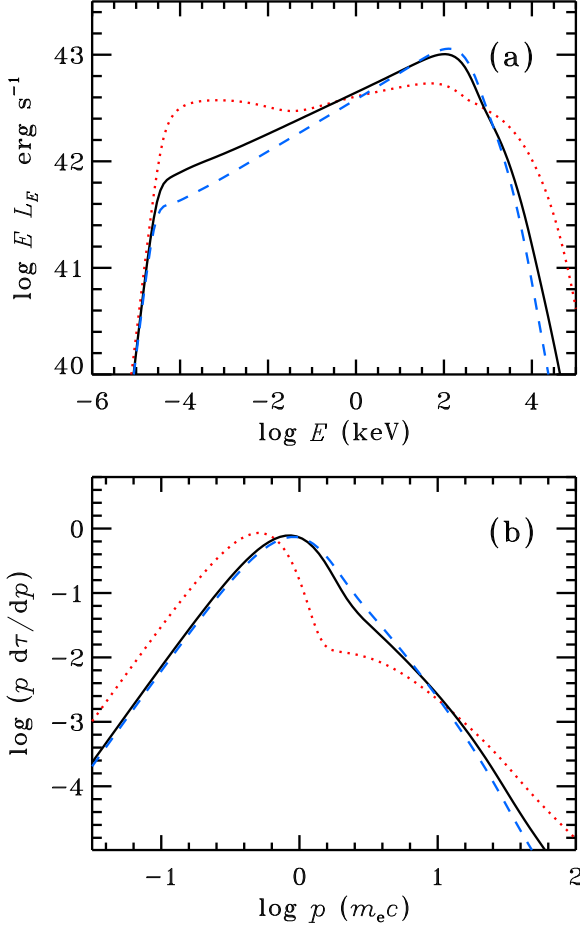


Figure 9. Equilibrium spectra (upper panel) and electron distributions (lower panel) for pure SSC models with varying injection slope: $\Gamma_{\text{inj}} = 2.0$ (red dotted), 3.0 (black solid), 3.5 (blue dashed). Other parameters are fiducial.

spectrum (see Fig. 8, note that the spectra are normalized at 1 keV). When the optical depth changes together with the Eddington ratio, the electron temperature is no longer conserved, and the spectral slope changes too. At sufficiently low luminosities and relatively high optical depths the X-ray spectrum is no longer dominated by Comptonization, but instead determined by bremsstrahlung.

Because the injection and cooling rates scale the same way with the Eddington ratio, the electron distribution at energies producing synchrotron emission above the turn-over frequency

$$\gamma \gtrsim \gamma_t \approx \sqrt{\frac{\nu_t}{2\nu_B}} \approx 4.2 \times 10^{-4} \sqrt{\frac{\nu_t}{B}} \approx 30 \quad (18)$$

does not change in the cases plotted on Fig. 8 and therefore the seed synchrotron spectra are similar.

However, the three distributions differ much in the range of Lorentz factors between $\gamma \sim 3$ and 20. The effect is due to increasing role of Coulomb cooling for lower Eddington ratios (comparing to radiative cooling, see equation 8). For the adopted parameters and $\gamma \approx 10$ the ratio of radiative (Compton) and Coulomb time-scales is

$$\frac{t_{\text{cool,Coul}}}{t_{\text{cool,cs}}} \approx 2.8 l_{\text{inj}}. \quad (19)$$

Thus, for $L/L_{\text{Edd}} = 10^{-2}$ ($l_{\text{inj}} \approx 10$), the Compton cooling dominates, but for $L/L_{\text{Edd}} = 10^{-4}$ (with $l_{\text{inj}} \approx 0.1$), the slope of the

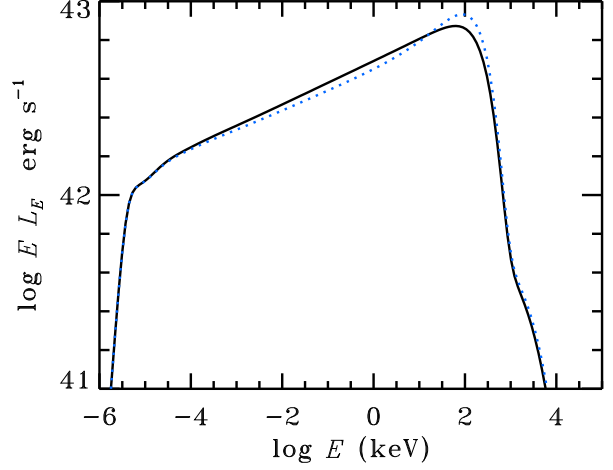


Figure 10. Spectra of a supermassive black hole, where the size of the active region is assumed to be $R = 300 R_S$. Runs 26, 27 from Table 1. Spectra are calculated without accounting for bremsstrahlung processes (black solid line) and including those (blue dotted line).

electron tail at γ between 3 and 20 is predominantly determined by Coulomb collisions and $s \approx \Gamma_{\text{inj}} - 1 = 2$ (see equation 12).

3.1.5 Dependence on the injection slope

The exact mechanism responsible for particle acceleration in the inner parts of accretion flow is poorly understood. It can be related to weak shocks within the accretion flow or reconnection of magnetic field. The slope of the injected electrons is strongly model dependent. On the observational side, the slope in GBHs can be estimated from the MeV tails (McConnell et al. 2002), but for AGNs the observations are not yet very constraining (Gondek et al. 1996; Johnson et al. 1997).

To investigate the dependence of the results on the injection slope, we consider three cases with $\Gamma_{\text{inj}} = 2.0, 3.0$ and 3.5. The variable injection slope influences the spectrum mainly through its strong effect on the strength of partially self-absorbed synchrotron radiation produced by non-thermal electrons. Generally, synchrotron spectrum from hybrid electron distribution can be divided into four parts (Wardziński & Zdziarski 2001): at low energies emission and absorption are dominated by thermal electrons (Rayleigh-Jeans spectrum), at slightly higher energies emission from non-thermal electrons becomes dominant, but the absorption is still determined by thermal population. Then the non-thermal absorption becomes more important, and the spectrum is proportional to the source function of non-thermal electrons. Finally, at high energies, the non-thermal emission becomes optically thin with spectral index $\alpha = (s-1)/2$ (where s is the power-law index of steady-state electron distribution).

The cases $\Gamma_{\text{inj}} = 2.0$ and 3.5 are qualitatively different, as in the former case the number of electrons emitting above the turn-over frequency is large and the synchrotron spectrum is flat (with $\alpha = 1$ corresponding to $s = 3$, see Fig. 9). This leads to a large amount of soft photons available for Comptonization, strong cooling of the electrons and softer Comptonized spectrum. For high values of Γ_{inj} , the number of electrons emitting above turn-over frequency is reduced together with the synchrotron luminosity causing higher electron temperature and a harder Comptonized spectrum.

3.2 The role of bremsstrahlung in SSC models

We have discussed the spectral formation under joint action of synchrotron and Compton processes. Let us now consider how the free-free emission affects the resulting spectra. Major contribution comes from electron-electron and electron-proton collisions (the amount of positrons is negligibly small in our simulations, thus the number of protons is approximately equal to number of electrons). The bremsstrahlung emission coefficients depend on the square of number density of electrons, while the Compton emissivity depends on the product of number density of particles and photons. Generally one would expect the former processes to play dominant role in the medium with high particle and low photon number densities. The relevant scalings are $n_e \propto \tau/R$, and $n_{ph} \propto Lt_{esc}/R^3 \propto L/R^2$. Then, the bremsstrahlung emission coefficient scales as $j_{br} \propto \tau^2/R^2$, and Compton scattering emission as $j_{cs} \propto L\tau/R^3$. The relative importance of bremsstrahlung emission is thus characterized by the ratio

$$j_{br}/j_{cs} \propto \tau R/L \propto \tau/l. \quad (20)$$

The effect of bremsstrahlung on the spectral slope for different dependencies of τ on L/L_{Edd} can be seen on Fig. 7. From equation (20) we see that for a given Eddington ratio (and size) its importance primarily depends on the optical thickness of the source. In the cases considered in Fig. 7, the free-free radiation only affects the slope in the case when τ is kept constant (i.e. large). Thus bremsstrahlung processes can be energetically important for the system of larger size (and small compactness). This can correspond to some type of radiatively inefficient accretion (Narayan, Mahadevan & Quataert 1998). An example of the resulting spectrum is shown on Fig. 10. If the optical depth decreases together with the Eddington ratio, bremsstrahlung emission remains negligible.

However, even if bremsstrahlung is energetically not significant, it still can produce a hardening of the otherwise power-law like spectrum above a few keV making the overall spectrum concave. Such a spectral complexity might have been a reason for existence of soft excess in a GBH Cyg X-1 (Ibragimov et al. 2005). In Seyferts the data are not of the same quality to detect such a hardening.

3.3 Influence of the accretion disc and slope – luminosity correlation

So far have considered pure SSC models, where the only source of soft seed photons is synchrotron radiation. This regime can be realized at sufficiently low accretion rates, when the disc is far away from the region in which the majority of energy is liberated. For black holes in X-ray binaries, there are many evidences that the disc inner radius changes with the accretion rate. The spectral slope correlates with the amplitude of reflection, the width of the iron line, and the characteristic frequencies of variability (Zdziarski et al. 1999; Gilfanov, Churazov & Revnivtsev 1999; Revnivtsev, Gilfanov & Churazov 2001; Ibragimov et al. 2005). Similar correlations are found in Seyfert galaxies in individual sources (Magdziarz et al. 1998; Nandra et al. 2000) as well as in the set of AGNs (Zdziarski et al. 1999; Lubiński & Zdziarski 2001; Matt 2001; Papadakis et al. 2002; Zdziarski et al. 2003).

The spectral transitions in GBHs are characterized by the dramatic change in the spectral shape with corresponding changes in the electron distribution. In the hard state, the electrons are mostly thermal probably only with a weak tail which is respon-

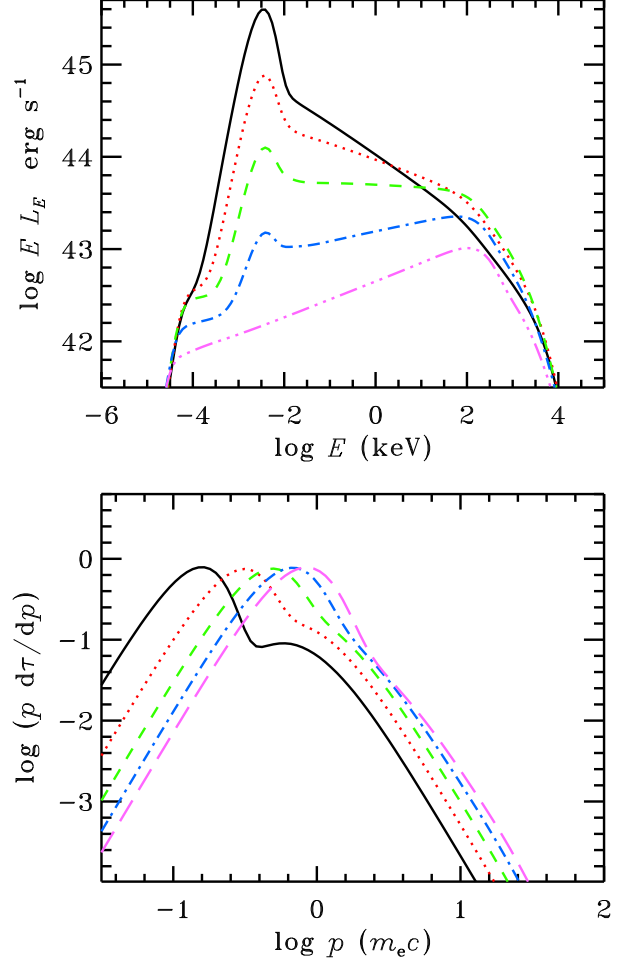


Figure 11. Equilibrium spectra and electron distributions for different Eddington ratios (from top to bottom) $L/L_{Edd} = 0.01, 0.03, 0.1, 0.3, 1$, and varying disc contribution $f = 0, 0.1, 0.3, 1, 3$. Runs 1^a, 28–31 from Table 1. The disc temperature is assumed to be $T_d = 10^4$ K.

sible for the production of MeV photons (McConnell et al. 2002). In the soft state, the electrons have mostly non-thermal, power-law like distribution producing long tail extending up to 10 MeV (Poutanen & Coppi 1998; Poutanen 1998). Strong variation in the electron distribution can be caused mostly by the increasing Compton cooling when the disc moves in as the accretion rate increases (Vurm & Poutanen 2008; Poutanen & Vurm 2009; Malzac & Belmont 2009). Here we repeat simulations presented in aforementioned papers, but for the parameters typical for SMBHs.

Once the disc moves sufficiently close to the X-ray emitting region, the seed photons from the disc start dominating over the internally produced synchrotron photons. We simulate this process by injecting additional blackbody photons to the simulation volume. We parametrize the importance of these photons by the relative fraction to the luminosity dissipated in the active region $f \equiv L_{disc}/L_{inj}$. These seed photons are injected homogeneously into the region. We expect that f is a strong function of the cold inner disc radius, which in turn depends on the accretion rate and total luminosity. We assume a power-law dependence

$$f = f_0 \left(\frac{L}{L_{Edd}} \right)^\beta, \quad (21)$$

where β and f_0 are the parameters to be determined from the data

or theory. The results of simulations for $\beta = 1$ and $f_0 = 3$ are shown on Fig. 11. As the fraction f increases, the disc quickly replaces synchrotron radiation as a dominant source of seed photons for Compton upscattering. Strong soft radiation field implies faster cooling, leading to a decrease of the electron temperature and a more pronounced high-energy tail. This, in turn, leads to the decline of the Compton parameter associated with the thermal population and the spectrum softens (see equation 17). The role of thermal Comptonization in the formation of the high-energy spectrum becomes progressively weaker and is taken over by Compton scattering on the non-thermal population of electrons. For high f , the spectrum is dominated by the disc blackbody, whereas the soft non-thermal tail extends to several MeV without a cut-off. The shape of the spectrum above ~ 100 keV strongly depends on the assumed maximum electron Lorentz factor γ_{he} .

4 DISCUSSION

4.1 Seyfert galaxies and stability of the spectral slope

A typical X-ray spectrum of a Seyfert galaxy can be decomposed into an underlying power-law and a component arising from reflection and reprocessing of the intrinsic emission. We are interested in formation of the intrinsic emission. Characteristic features of this are hard spectra with an average spectral energy slope $\alpha \sim 0.9$ – 1.0 with a small dispersion $\sigma_\alpha \sim 0.15$ (Nandra & Pounds 1994; Gondek et al. 1996; Zhou & Zhao 2010) and a high-energy exponential cut-off at a few hundred keV (Zdziarski et al. 1995). Both these features are well explained by Comptonization on *thermal* electrons (Poutanen 1998; Zdziarski 1999) with temperature in the range ~ 50 – 200 keV (Zdziarski et al. 1997; Lubiński et al. 2010). However, the source of the soft (seed) photons is still a matter of debate. One of the candidates is synchrotron emission from the same electrons, which are responsible for Comptonization. Due to strong self-absorption, synchrotron emission from thermal electrons is unable to produce sufficient amount of soft seed photons for Comptonization. However, a tiny (1 per cent) fraction of non-thermal electrons in addition to the thermal distribution (high-energy power-law tail) can increase the synchrotron luminosity by several orders of magnitude (Wardziński & Zdziarski 2001), providing enough soft radiation for upscattering and relieving the need for an underlying accretion disc. In principle, the power-law index of the non-thermal electrons as well as their fraction could be determined from high-energy tails in the spectra. However, the observational errors are too large to have any constraints (Zdziarski et al. 1993, 1996; Gondek et al. 1996; Johnson et al. 1997; Lubiński et al. 2010).

The narrow distribution of the Seyfert X-ray spectra and their thermal Comptonization nature has led in the 1990s to nearly common acceptance of the radiative feedback models, where the cool accretion disc reprocesses hard X-rays producing reflection features as well as providing soft seed photons for Comptonization. The slab-corona model, with the hot plasma sandwiching the accretion disc, that was considered by Haardt & Maraschi (1991, 1993), predicts spectra with $\alpha > 1$ due to large flux of the reprocessed UV photons (Stern et al. 1995; Poutanen & Svensson 1996), which is inconsistent with the data. This led to a new incarnation of the models with localized active regions atop of the disc (Haardt et al. 1994; Stern et al. 1995; Poutanen & Svensson 1996; Svensson 1996), which are more photon starved and therefore produce harder spectra. However, in this case it is difficult to under-

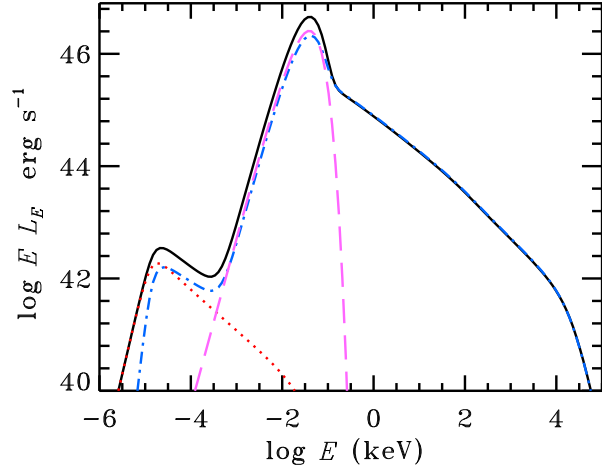


Figure 12. A hybrid Comptonization model for a NLSy1. The solid line corresponds to the total spectrum. Contribution from different processes: synchrotron (dotted), Compton scattering (dot-dashed, sum of thermal and non-thermal), disc black-body (dashed). The parameters are: $M_{\text{BH}} = 10^8 M_\odot$, $L/L_{\text{Edd}} = 1.0$, $\tau = 1.0$, $\eta_B = 0.25$, $\Gamma_{\text{inj}} = 3.5$ and $f = 10$.

stand why there is a preferential slope, as it is a strong function of the separation of the active region from the disc.

Our simulations show that the spectral slopes produced by SSC mechanism are very stable. Among all the parameters, the optical depth affects the slope most dramatically. For a wide range of parameters changing by orders of magnitude ($\eta_B = 0.1$ – 10 , $\tau = 0.1$ – 3.0 , $\Gamma = 3$ – 4), the corresponding spectral index variations are within $\Delta\alpha \lesssim 0.4$. The typical values are ~ 0.8 – 1.0 and do not depend very much on the mass of the central object. We also found that increasing the central mass at the same Eddington ratio leads to the asymptotic index $\alpha = 5/(s + 2)$. For the steady-state index of the electron distribution $s = 3$ – 5 , we have $\alpha \approx 0.7$ – 1 , again consistent with the observed hardest spectra. The electron temperature for most of the computed models at $\tau < 3$ falls in the range between 50 and 150 keV as observed. All this argues in favor of the SSC mechanism as the origin of the broad-band spectra in the hard-state Seyferts.

4.2 Narrow line Seyfert 1 galaxies and quasars

Narrow line Seyfert 1 galaxies seem to form a distinct class of Seyferts. They are identified by narrow optical permitted and forbidden lines. The UV properties are unusual for presence of both low- and high-ionization lines. Their X-ray spectra are steeper than those of Seyfert 1s, with commonly observed strong soft excess and frequently detected high-amplitude variability. The Eddington ratios are on average higher than in broad-line Seyfert 1s (e.g. Komossa 2008). The power spectral density (PSD) spectrum of the NLSy1s NGC 4051 is similar to PSD of soft state of Cyg X-1, but shifted to lower frequencies (McHardy et al. 2004). Similar to the soft state of GBHs, one can expect that the two Seyfert classes differ by the existence of the accretion disc close to the compact object. If the disc extends very close to the supermassive black hole, most of the energy is radiated in the UV-range and completely ionizes the medium around. Hence, the lines in NLSy1s can be produced only in the region far away from the central object, where the gas velocities are relatively low (Brandt et al. 1994).

Soft excess is an ubiquitously observed feature in the 0.4–

1 keV range in NLSy1s and radio-quiet quasars. It can be modelled by cool Comptonization component (Pounds et al. 1995; Vaughan et al. 2002), however its position in the spectrum seems to be independent on the central black hole mass, temperature of accreting disc and luminosity of the object. Gierliński & Done (2004) proposed an alternative formation scenario where the excess arises from the smeared absorption of highly ionized oxygen and iron, present in the hot wind from the accretion disc. For the quasar PG 1211+143, they obtained the slope of the intrinsic spectrum of $\alpha \approx 1.7$ in the range 0.4–10 keV. This spectrum can be well reproduced by our model where the luminosity of the seed photons from the disc exceeds by ten times the power injected to electrons (see Fig. 12). This results in a soft, power-law-like spectrum in the X-ray band produced by Comptonization off non-thermal electrons. In this model, no cut-off is expected up to high ($\gg 100$ keV) energies.

4.3 Spectral states of supermassive black holes and slope–luminosity correlation

The standard optically thick geometrically thin accretion disc is not a necessary attribute of the accreting black holes. If the amount of material available for accretion is small, this results in low mass accretion rates ($\dot{M} \ll \dot{M}_{\text{Edd}}$, where \dot{M}_{Edd} corresponds to the rate at which the source achieves Eddington luminosity), and the disc recedes. The vicinity of central objects in such systems is most probably occupied by hot radiatively inefficient accretion flow (for instance, see reviews of the ADAF model in Narayan & Yi 1994; Narayan et al. 1998). The ADAF and other hot-disc models were successfully applied to low-luminosity AGNs (Narayan, Yi & Mahadevan 1996; Yuan, Quataert & Narayan 2003; Yuan 2010).

Analogously with GBHs, one can consider spectral states of supermassive black holes (Pounds et al. 1995). In the very high state, disc emission is dominant, with a significant Comptonization spectrum. The slope is hard, however is steeper than in low/hard state. In the high/soft state the disc still dominates, but is not (significantly) Comptonized. Intermediate state is similar to the very high state, but the disc temperature is lower and the hard X-ray power law is flatter. In the low/hard state the disc component usually is not observed. At extremely low accretion rate, the source goes to quiescence (for review of the states see, e.g. Zdziarski & Gierliński 2004). The majority of supermassive black holes in present-day Universe are in quiescence (Ho 2008), as the matter supply is very poor. The other limit is represented by merging galaxies and quasars. In this case, huge amount of gas can be pushed towards the compact object, thus increasing the (total) luminosity. Narrow line Seyfert 1 galaxies (NLSy1) and quasars show too strong Comptonization of the disc to be firmly identified with the high/soft state. Instead, they better resemble intermediate or very high states.

For particular AGN, it is probably impossible to see the transition from one state to another due to the very long time-scales. However, we can look for the dependences between the luminosity and the X-ray slope in a set of sources. The AGNs at low redshift show a correlation between the X-ray spectral index and the Eddington ratio (e.g., Porquet et al. 2004; Wang, Watarai & Mineshige 2004; Sobolewska & Papadakis 2009a). At a high \dot{M} , the matter is more opaque and cools more efficiently, hence the accretion disc moves inward, and the source is found in the soft state. Variation in the inner radius of the accretion disc leads to the change in the luminosity of the seed soft photons coming to the X-ray emitting region (corona or inner hot flow). To simulate such a situation we assume the dependence $f(L)$ given by

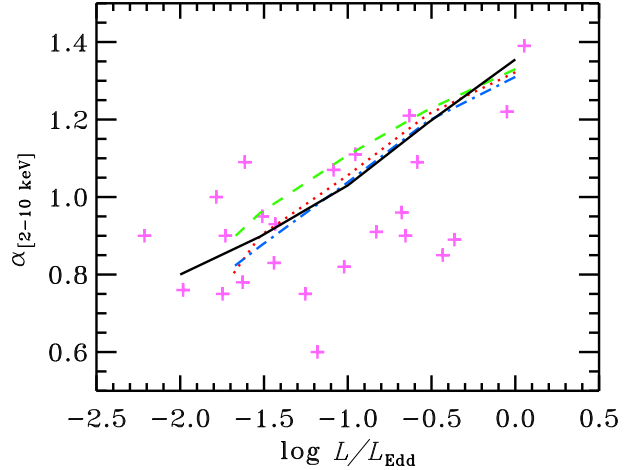


Figure 13. The $\alpha - L/L_{\text{Edd}}$ correlation. The fixed parameter is $\Gamma_{\text{inj}} = 3.0$. We assume, that $f_0 = 3$ and $\beta = 1$ (see equation 21). Varying parameters are: $(M_{\text{BH}}/M_{\odot}, \tau, \eta_{\text{B}}) = (10^7, 1.0, 0.1)$ (dot-dashed), $(10^7, 0.5, 0.1)$ (solid), $(10^7, 1.0, 1.0)$ (dashed), $(10^8, 1.0, 0.1)$ (dotted). Data (magenta crosses) are taken from Zhou & Zhao (2010). The data are plotted for the observed X-ray spectral slope, which might be different from the intrinsic one, for instance, due to the presence of the reflection component.

equation 21. The coefficient of proportionality f_0 and the index β can be obtained from the direct comparison with the data. Fig. 13 shows the dependence of the spectral slope on the Eddington ratio for a few sets of parameters. All of them give a strong correlation $\alpha - L/L_{\text{Edd}}$. The data (Zhou & Zhao 2010) require f_0 to be of the order of 3 and $\beta \sim 1$. The best-fit relation $\alpha \propto 0.3 \log(L/L_{\text{Edd}})$ found by the authors matches the corresponding lines from our simulations.

While the individual object do not show full state transitions, we still can see spectral variations with the flux. The dependence between the X-ray spectral slope and the X-ray flux for individual objects can often be fitted with a power-law (Chiang et al. 2000; Done, Madejski & Życki 2000; Shih, Iwasawa & Fabian 2002; Chiang & Blaes 2003; Lamer et al. 2003). In the latter paper, the spectral index was found to be saturated at sufficiently high fluxes, however the saturation might be an artifact of plotting α versus the linear flux rather than $\log F$ (for details see Zdziarski et al. 2003). Similar correlations were found for GBHs, for example, in Cyg X-1 (Zdziarski et al. 2002). More recently, Sobolewska & Papadakis (2009b) presented the statistical analysis of the correlation for ten AGNs. The average slope of $\Gamma_{\text{obs}} - F$ correlation was shown to be much softer than that for each individual object (Γ_{obs} is the observed slope, which might be different from the intrinsic one). This effect might be caused by the fact that the same spectral slope in their data correspond to different Eddington ratios in different objects. Thus tight correlation for any individual object is somewhat smeared out when considering an ensemble of sources. The reason of this smearing might be the badly determined mass of the central object. If one assumes the spectral slope is determined by the accretion rate only (within small uncertainties corresponding to specific parameters of the system), the data require $\beta \gtrsim 2$. This implies a strong dependence of the inner radius of the accretion disc on the mass accretion rate.

5 CONCLUSIONS

We have studied the spectral formation in hot non-thermal plasmas under the conditions relevant to the vicinities of SMBHs in AGNs, using a self-consistent SSC model. We show that the SSC model can explain the main features ubiquitously observed in hard states of SMBHs, namely the power-law X-ray continuum with energy spectral index $\alpha \sim 0.8 - 1.0$ and the exponential cut-off at energies above ~ 100 keV. No specific conditions are required to stabilize the slope for a wide range of parameters (magnetization, optical depth, injection slope, Eddington ratio and black hole mass). The typical self-consistent equilibrium electron distributions have temperatures of about a hundred keV.

We have demonstrated the difference in scaling of the SSC model and the models where seed photons for Comptonization come from the disc. While in the latter case one would expect systematically softer spectra from objects with higher masses, in the case of SSC, there exists a limiting slope (when the mass of the central object tends to infinity) $\alpha = 5/(s+2)$, which depends only on the slope of the tail of the electron distribution. Thus, in order to get systematically softer spectral slopes from objects of higher masses, one requires hard electron injection ($\Gamma_{\text{inj}} < 4$). However, additional assumptions (for example, lower optical depth or higher magnetization in SMBHs compared to GBHs) are also able to explain the observed difference in spectral slopes.

We have tested the role of bremsstrahlung emission in SSC models. We found that even though the process is not energetically significant, in certain cases it leads to hardening of the power-law above a few keV and makes the overall X-ray spectrum concave.

We have also studied the role of additional soft blackbody photons. With the increasing amount of soft disc photons, the equilibrium Maxwellian temperature drops and the X-ray spectrum softens. The resulting spectra look similar to the GBHs in their soft state, which in the case of SMBHs is likely to be represented by NLSy1s. We have found that it is possible to explain the spectral slope – flux correlation, widely discussed in the literature, by parametrizing the fraction of the disc photons in the medium as a power-law function of the Eddington ratio. This implies, that the inner radius of the truncated accretion disc is a strong function of the accretion rate.

ACKNOWLEDGMENTS

This work was supported by the Finnish Graduate School in Astronomy and Space Physics (AV), the Wihuri foundation and ERC Advanced Research Grant 227634 (IV), and the Academy of Finland grant 127512 (JP).

REFERENCES

Belmont R., Malzac J., Marcowith A., 2008, *A&A*, 491, 617
 Beloborodov A. M., 1999a, in Poutanen J., Svensson R., eds, ASP Conf. Ser. 161: High Energy Processes in Accreting Black Holes. Astron. Soc. Pac., San Francisco, p. 295
 Beloborodov A. M., 1999b, *ApJ*, 510, L123
 Blumenthal G. R., Gould R. J., 1970, *Reviews of Modern Physics*, 42, 237
 Brandt W. N., Fabian A. C., Nandra K., Reynolds C. S., Brinkmann W., 1994, *MNRAS*, 271, 958
 Chiang J., Blaes O., 2003, *ApJ*, 586, 97

Chiang J., Reynolds C. S., Blaes O. M., Nowak M. A., Murray N., Madejski G., Marshall H. L., Magdziarz P., 2000, *ApJ*, 528, 292
 Coppi P. S., 1992, *MNRAS*, 258, 657
 Coppi P. S., 1999, in Poutanen J., Svensson R., eds, ASP Conf. Ser. Vol. 161, High Energy Processes in Accreting Black Holes. Astron. Soc. Pac., San Francisco, p. 375
 Done C., Madejski G. M., Życki P. T., 2000, *ApJ*, 536, 213
 Frank J., King A., Raine D. J., 2002, *Accretion Power in Astrophysics*. Cambridge University Press, Cambridge
 Galeev A. A., Rosner R., Vaiana G. S., 1979, *ApJ*, 229, 318
 George I. M., Fabian A. C., 1991, *MNRAS*, 249, 352
 Ghisellini G., Guilbert P. W., Svensson R., 1988, *ApJ*, 334, L5
 Ghisellini G., Haardt F., Svensson R., 1998, *MNRAS*, 297, 348
 Gierliński M., Done C., 2004, *MNRAS*, 349, L7
 Gilfanov M., Churazov E., Revnivtsev M., 1999, *A&A*, 352, 182
 Gondek D., Zdziarski A. A., Johnson W. N., George I. M., McNaron-Brown K., Magdziarz P., Smith D., Gruber D. E., 1996, *MNRAS*, 282, 646
 Grove J. E., Johnson W. N., Kroeger R. A., McNaron-Brown K., Skibo J. G., Philips B. F., 1998, *ApJ*, 500, 899
 Haardt F., Maraschi L., 1991, *ApJ*, 380, L51
 Haardt F., Maraschi L., 1993, *ApJ*, 413, 507
 Haardt F., Maraschi L., Ghisellini G., 1994, *ApJ*, 432, L95
 Ho L. C., 2008, *ARA&A*, 46, 475
 Ibragimov A., Poutanen J., Gilfanov M., Zdziarski A. A., Shrader C. R., 2005, *MNRAS*, 362, 1435
 Johnson W. N., McNaron-Brown K., Kurfess J. D., Zdziarski A. A., Magdziarz P., Gehrels N., 1997, *ApJ*, 482, 173
 Komossa S., 2008, in *Revista Mexicana de Astronomia y Astrofisica Conference Series Vol. 32*, p. 86
 Lamer G., McHardy I. M., Uttley P., Jahoda K., 2003, *MNRAS*, 338, 323
 Lubiński P., Zdziarski A. A., 2001, *MNRAS*, 323, L37
 Lubiński P., Zdziarski A. A., Walter R., Paltani S., Beckmann V., Soldi S., Ferrigno C., Courvoisier T., 2010, *MNRAS*, 408, 1851
 Magdziarz P., Blaes O. M., Zdziarski A. A., Johnson W. N., Smith D. A., 1998, *MNRAS*, 301, 179
 Mahadevan R., 1997, *ApJ*, 477, 585
 Malzac J., Belmont R., 2009, *MNRAS*, 392, 570
 Matt G., 2001, in White N. E., Malaguti G., Palumbo G. G. C., eds, AIP Conf. Proc. 599, X-ray Astronomy: Stellar Endpoints, AGN, and the Diffuse X-ray Background, AIP, Melville, p. 209
 McConnell M. L. et al., 2002, *ApJ*, 572, 984
 McHardy I. M., Papadakis I. E., Uttley P., Mason K. O., Page M. J., 2004, *Nuclear Physics B Proceedings Supplements*, 132, 122
 Nandra K., Le T., George I. M., Edelson R. A., Mushotzky R. F., Peterson B. M., Turner T. J., 2000, *ApJ*, 544, 734
 Nandra K., Pounds K. A., 1994, *MNRAS*, 268, 405
 Narayan R., 2002, in M. Gilfanov, R. Sunyeav, & E. Churazov, eds, *Lighthouses of the Universe: The Most Luminous Celestial Objects and Their Use for Cosmology*, Springer, Berlin, p. 405
 Narayan R., Mahadevan R., Quataert E., 1998, in Abramowicz M. A., Björnsson G., Pringle J. E., eds, *Theory of Black Hole Accretion Disks*, Cambridge University Press, Cambridge, p. 148
 Narayan R., Yi I., 1994, *ApJ*, 428, L13
 Narayan R., Yi I., Mahadevan R., 1996, *A&AS*, 120, C287
 Nayakshin S., Melia F., 1998, *ApJS*, 114, 269
 Papadakis I. E., Petrucci P. O., Maraschi L., McHardy I. M., Uttley P., Haardt F., 2002, *ApJ*, 573, 92
 Porquet D., Reeves J. N., O'Brien P., Brinkmann W., 2004, *A&A*, 422, 85

- Pounds K. A., Done C., Osborne J. P., 1995, MNRAS, 277, L5
- Poutanen J., 1998, in Abramowicz M. A., Björnsson G., Pringle J. E., eds, *Theory of Black Hole Accretion Disks*, Cambridge University Press, Cambridge, p. 100
- Poutanen J., Coppi P. S., 1998, *Physica Scripta T*, 77, 57
- Poutanen J., Svensson R., 1996, ApJ, 470, 249
- Poutanen J., Vurm I., 2009, ApJ, 690, L97
- Revnivtsev M., Gilfanov M., Churazov E., 2001, A&A, 380, 520
- Rybicki G. B., Lightman A. P., 1979, *Radiative processes in astrophysics*. New York, Wiley-Interscience
- Shakura N. I., Sunyaev R. A., 1973, A&A, 24, 337
- Shih D. C., Iwasawa K., Fabian A. C., 2002, MNRAS, 333, 687
- Sobolewska M. A., Papadakis I. E., 2009a, MNRAS, 399, 1597
- Sobolewska M. A., Papadakis I. E., 2009b, MNRAS, 399, 1597
- Stern B. E., Poutanen J., Svensson R., Sikora M., Begelman M. C., 1995, ApJ, 449, L13
- Svensson R., 1987, MNRAS, 227, 403
- Svensson R., 1994, ApJS, 92, 585
- Svensson R., 1996, A&AS, 120, C475
- Vaughan S., Boller T., Fabian A. C., Ballantyne D. R., Brandt W. N., Trümper J., 2002, MNRAS, 337, 247
- Vurm I., Poutanen J., 2008, *Int. J. Mod. Physics*, 17, 1629
- Vurm I., Poutanen J., 2009, ApJ, 698, 293
- Wang J., Watarai K., Mineshige S., 2004, ApJ, 607, L107
- Wardziński G., Zdziarski A. A., 2000, MNRAS, 314, 183
- Wardziński G., Zdziarski A. A., 2001, MNRAS, 325, 963
- Yuan F., 2007, in L. C. Ho & J.-W. Wang, eds, *The Central Engine of Active Galactic Nuclei*, ASP Conf. Ser., Vol. 373, Astron. Soc. Pac., San Francisco, p. 95
- Yuan F., 2010, arXiv:1002.3012
- Yuan F., Quataert E., Narayan R., 2003, ApJ, 598, 301
- Zdziarski A. A., 1999, in J. Poutanen & R. Svensson, eds, *High Energy Processes in Accreting Black Holes*, ASP Conf. Ser., Vol. 161, Astron. Soc. Pac., San Francisco, p. 16
- Zdziarski A. A., Gierliński M., 2004, *Prog. Theor. Phys. Suppl.*, 155, 99
- Zdziarski A. A., Grove J. E., Poutanen J., Rao A. R., Vadawale S. V., 2001, ApJ, 554, L45
- Zdziarski A. A., Johnson W. N., Done C., Smith D., McNaron-Brown K., 1995, ApJ, 438, L63
- Zdziarski A. A., Johnson W. N., Magdziarz P., 1996, MNRAS, 283, 193
- Zdziarski A. A., Johnson W. N., Poutanen J., Magdziarz P., Gierliński M., 1997, in Winkler C., Courvoisier T. J.-L., Durouchoux P., eds, *ESA SP-382: The Transparent Universe*, ESA, Noordwijk, p. 373
- Zdziarski A. A., Lightman A. P., 1985, ApJ, 294, L79
- Zdziarski A. A., Lightman A. P., Maciolek-Niedzwiecki A., 1993, ApJ, 414, L93
- Zdziarski A. A., Lubiński P., Gilfanov M., Revnivtsev M., 2003, MNRAS, 342, 355
- Zdziarski A. A., Lubinski P., Smith D. A., 1999, MNRAS, 303, L11
- Zdziarski A. A., Poutanen J., Paciesas W. S., Wen L., 2002, ApJ, 578, 357
- Zhou X., Zhao Y., 2010, ApJ, 720, L206