

# Learning sparse representations of depth

Ivana Tošić<sup>†</sup>, Bruno A. Olshausen<sup>†‡</sup> and Benjamin J. Culpepper<sup>\*</sup>

<sup>†</sup>Helen Wills Neuroscience Institute, University of California, Berkeley

<sup>‡</sup>School of Optometry, University of California, Berkeley

<sup>\*</sup> Department of EECS, Computer Science Division, University of California, Berkeley

ivana@berkeley.edu, baolshausen@berkeley.edu, bjc@cs.berkeley.edu

**Abstract**—We propose a method for learning sparse representations of depth (disparity) maps, which is able to cope with noise and unreliable depth measurements. The proposed algorithm relaxes the usual assumption of the stationary noise model in sparse coding and enables learning from data corrupted with spatially varying noise or uncertainty. Different noise statistics at each pixel location are inferred from the data, and the learning rule is adapted with respect to the noise level. The effectiveness of the method is demonstrated by denoising depth maps obtained from laser range scanners and a time of flight camera. We then propose a two-layer graphical model for inferring depth from stereo by including a sparsity prior on local depth features learned by the algorithm. Depth inference is defined as a maximum a posteriori estimation problem on this graph. In contrast to smoothness priors that are based on pairwise correlations, sparse priors capture higher-order dependencies in the depth structure. Our results demonstrate that sparse priors reduce the depth estimation error obtained by the state of the art graph cut algorithm.

**Index Terms**—Sparse approximations, dictionary learning, depth denoising, depth from stereo.

## I. INTRODUCTION

Finding efficient representations of depth or disparity maps is important for applications involving inverse problems such as depth denoising and inpainting (for example in view synthesis [1]), and depth map compression (e.g., in 3DTV [2]). Because of differences between image and depth statistics, it is not obvious that image representations such as wavelets well generalize to efficiently represent the structure of depth maps. One way to develop representations of data with unknown statistics is to learn dictionaries from a large database of examples. Sparse coding [3] uses this approach to learn overcomplete dictionaries of waveforms (atoms) in which data has sparse decomposition. Sparse coding and other dictionary learning techniques have been successfully applied to learning image [3]–[8] and audio [9] representations. Because they are learned directly from data statistics, sparse priors over these dictionaries represent strong priors for image restoration and thus yield state-of-the art performance in denoising [10].

Most of the algorithms for dictionary learning assume that the signal is corrupted by stationary additive white Gaussian noise. While this is often a valid assumption in natural images, it does not hold for depth data. Even when measuring depth directly with range scanners, noise varies locally due to the different reflection of scanner light pulses around transparent

or reflective surfaces, or near boundaries. Likewise, estimation of disparity from stereo images using standard computer vision algorithms yields disparity maps with variable uncertainty at each pixel in the map. Therefore, learning representations of depth requires adaptation of learning algorithms in order to deal with non-stationary noise in depth maps or with the unreliability of disparity map estimates. One of the first contributions of this paper is a new learning algorithm based on sparse coding that is able to cope with non-stationary depth estimation errors. Noise statistics are inferred along with sparse coefficients during the inference step, which are then passed to the learning step that properly incorporates this uncertainty into the adaptation of the dictionary. This allows the dictionary learning method to be spatially adaptive and robust to noise. We show that such sparse coding with the learned depth atoms gives state-of-the-art performance in denoising of depth maps.

Learned representations of disparity are also important priors in depth estimation from stereo images. This is a challenging problem because of the ill-posed nature of the stereo correspondence problem. Namely, correlated features in the left and right images do not necessarily correspond to the same object in the 3D scene. Discovering methods that distinguish between false and correct stereo matches is of significant importance in both computational neuroscience and computer vision. Such a mechanism would allow us to understand binocular vision and furthermore to design systems that can infer the 3D world from 2D visual information. Our second contribution is a new stereo matching algorithm that exploits the sparse prior over the learned depth atoms, which allows for modeling higher-order dependencies in depth map data. Such higher order priors encompass more information about the 3D structure than simple smoothness priors typically used in computer vision. We define stereo matching as a maximum a posteriori depth estimation problem on a two layer graphical model, where the top layer consists of hidden units that represent the coefficients in the sparse code of the depth map. The middle layer is a standard Markov Random Field (MRF) with neighborhood smoothness constraints. The probabilities for each depth estimate given by the sparse priors are used to refine the input to the MRF that is solved by the graph cut algorithm. Our final experiment demonstrates that including the sparse priors regularizes the estimated depth map and quantitatively improves the stereo matching result of standard computer vision graph-cut algorithms.

The paper is structured as follows. In Section II, we for-

This work has been supported by the Swiss National Science Foundation under the fellowship no:PBELP2-127847 awarded to I. Tošić.

mulate the new sparse coding method under the generative model with non-stationary noise, and we present its energy minimization solution in Section III. Section IV describes depth inference from stereo based on sparse priors over learned disparity dictionaries. Experimental results in depth learning, denoising and inference from stereo are presented in Section V.

## II. SPARSE CODING WITH NON-STATIONARY ADDITIVE GAUSSIAN NOISE

The main principle underlying the sparse coding (also called dictionary learning) theory is that a signal of dimension  $N$  is represented by a linear combination of a small number of elements selected from an overcomplete dictionary  $\mathcal{D}$  of size  $K > N$ . Formally, the signal follows a linear generative model  $\mathbf{f} = \Phi \mathbf{a} + \epsilon$ . Columns of the matrix  $\Phi$  represent atoms from  $\mathcal{D}$ ,  $\mathbf{a}$  is the vector of coefficients that weights each atom, and  $\epsilon$  is a  $N$ -dimensional vector of i.i.d. Gaussian noise of mean zero and variance  $\sigma_0^2$ . Since the dictionary is not given a priori, the main challenge of sparse coding is to learn the atoms in the dictionary given a set of training signals. Most approaches for dictionary learning are based on the maximum likelihood estimation, where we look for the  $\Phi$  that maximizes  $P(\mathbf{f}|\Phi)$  [3], or the maximum a posteriori solution that maximizes  $P(\Phi|\mathbf{f})$  [11].

Previous approaches for sparse coding assume that the additive noise  $\epsilon$  represents the portion of the signal that cannot be accounted for by the model, and it is usually modeled by an i.i.d. Gaussian noise. However, depth maps obtained by depth acquisition methods such as laser range scanners and structured light contain noise that has spatially varying statistics. To account for this type of noise, we propose the following generative model for the depth map  $\mathbf{f}$ :

$$\mathbf{f} = \Phi \mathbf{a} + \epsilon + \boldsymbol{\eta}, \quad (1)$$

where  $\boldsymbol{\eta}$  represents an external noise component. We assume that this noise has a multivariate Gaussian distribution of zero mean and covariance matrix  $\Sigma_{\boldsymbol{\eta}}$ , i.e.,  $\boldsymbol{\eta} \sim \mathcal{N}_N(0, \Sigma_{\boldsymbol{\eta}})$ . Since we have a sum of two Gaussian noises, the total noise  $\zeta = \epsilon + \boldsymbol{\eta}$  has also a Gaussian distribution  $\mathcal{N}_N(0, \Sigma)$ , where  $\Sigma = \Sigma_{\boldsymbol{\eta}} + \sigma_0^2 \mathbf{I}$ . This covariance matrix  $\Sigma$  represents a set of variables that we need to infer along with the coefficients  $\mathbf{a}$ . In the case of sparse coefficient vectors  $\mathbf{a}$ , our optimization problem is:

$$\begin{aligned} \Phi^* &= \arg \max_{\Phi} P(\mathbf{f}|\Phi) \\ &\approx \arg \max_{\Phi} \left[ \max_{\mathbf{a}, \Sigma} P(\Phi|\mathbf{f}, \mathbf{a}, \Sigma) P(\mathbf{a}) P(\Sigma) \right]. \end{aligned} \quad (2)$$

In the rest of the paper, we will consider only independent (and thus uncorrelated) external noise, such that  $\Sigma_{\boldsymbol{\eta}} = \text{diag}(\tilde{\sigma}_1^2, \dots, \tilde{\sigma}_N^2)$ , and therefore we have:  $\Sigma = \text{diag}(\sigma_1^2, \dots, \sigma_N^2)$ , where  $\sigma_i^2 = \sigma_0^2 + \tilde{\sigma}_i^2$ , for  $i = 1, \dots, N$ . The case of correlated noise is certainly a very interesting problem, but it is more complicated and it is out of scope of this paper.

The conditional probability of  $\mathbf{f}$ , given  $\mathbf{a}$ ,  $\Phi$  and  $\Sigma$  in this case is:

$$\begin{aligned} P(\mathbf{f}|\Phi, \mathbf{a}, \Sigma) &= \frac{\exp \left[ -\frac{1}{2} (\mathbf{f} - \Phi \mathbf{a})^T \Sigma^{-1} (\mathbf{f} - \Phi \mathbf{a}) \right]}{(2\pi)^{N/2} |\Sigma|^{1/2}} \\ &= \prod_{i=1}^N \left[ \frac{1}{\sqrt{2\pi} |\sigma_i|} \exp \left( -\frac{(f_i - \hat{f}_i)^2}{2\sigma_i^2} \right) \right], \end{aligned} \quad (3)$$

where  $f_i$  and  $\hat{f}_i$  are  $i$ -th entries of vectors  $\mathbf{f}$  and  $\hat{\mathbf{f}} = \Phi \mathbf{a}$ , respectively. For the prior on the coefficient vector  $\mathbf{a}$  we take a Laplace distribution, which is peaked at zero and heavy tailed. This is a usual choice in most sparse coding methods. Therefore, we have:  $P(\mathbf{a}) \propto \exp(-\lambda \|\mathbf{a}\|_1)$ , where  $\lambda$  controls the sparsity of  $\mathbf{a}$ .

Unlike in previous dictionary learning methods, we introduce here a hyperprior on the covariance matrix of the noise in our model. Because we consider the case of independent noise, our hyperprior  $P(\Sigma)$  is factorial, i.e.,  $P(\Sigma) = \prod_{i=1}^N P(\sigma_i)$ . Since in general we do not have information on how the noise hyperprior should look like, we choose the non-informative Jeffreys prior for the noise variance at each depth sample  $i$ . The Jeffreys prior on the variance of normal distribution is simply  $\frac{1}{|\sigma_i|}$ , so we have:

$$P(\Sigma) = \prod_{i=1}^N P(\sigma_i) = \prod_{i=1}^N \frac{1}{|\sigma_i|}. \quad (4)$$

With the defined priors, our optimization problem in Eq. 2, cast as an energy minimization problem, becomes:

$$\begin{aligned} \Phi^* &= \arg \min_{\Phi} E(\mathbf{f}|\Phi) \\ &= \arg \min_{\Phi} \left[ \min_{\mathbf{a}, \{\sigma_i\}} \sum_{i=1}^N \left[ \log \sigma_i^2 + \frac{(f_i - \hat{f}_i)^2}{2\sigma_i^2} \right] + \lambda \|\mathbf{a}\|_1 \right], \end{aligned} \quad (5)$$

where  $E(\mathbf{f}|\Phi) = -\log P(\mathbf{f}|\Phi)$ . The following section explains how to minimize this energy function.

## III. INFERENCE AND LEARNING IN THE SPARSE CODING MODEL WITH NON-STATIONARY NOISE

Both inference and learning are accomplished by minimizing the negative log probability of the data under the model. This is done via an alternating optimization technique that can be viewed as a variational approximation to the E-M algorithm. At the beginning of each iteration, we select a depth map patch and the pixel-wise noise variances are initialized to fairly large values. Then, the energy is minimized with respect to the coefficients. Next, with these coefficients we minimize the energy with respect to the pixel-wise noise variances. These two steps (inference) are alternated until convergence, which usually happens in only a few iterations. Finally, we compute the gradient of the energy function with respect to the dictionary, using the inferred coefficients and noise variances, and take a small step in that direction (learning). The details of this scheme are described below.

### A. Inference

The inference step differs from the usual convex optimization done in sparse coding since we need to infer the variances of noise at each depth sample. In Section II, we have seen that the total noise has two components: 1) the approximation noise  $\epsilon$  with variance  $\sigma_0^2$  that is equal for all depth samples, and 2) the external noise  $\eta$  with variance  $\tilde{\sigma}_i^2$  that differs at each sample. In the inference step, we will assume that  $\sigma_0$  is fixed and we optimize with respect to  $\tilde{\sigma}_i$ . Note that this will not significantly influence the obtained results since we can put a small value for  $\sigma_0$  and all the noise variability will be shifted to  $\tilde{\sigma}_i$ . However, it will ensure that  $\sigma_i \neq 0$  and that the solution is stable. The inference step is then:

$$(\mathbf{a}, \{\tilde{\sigma}_i\})^* = \arg \min_{\mathbf{a}, \{\tilde{\sigma}_i\}} \left[ \frac{1}{2} \sum_{i=1}^N \log(\sigma_0^2 + \tilde{\sigma}_i^2) + \frac{1}{2} \sum_{i=1}^N \frac{[f_i - \sum_j a_j \phi_j(i)]^2}{\sigma_0^2 + \tilde{\sigma}_i^2} + \lambda \|\mathbf{a}\|_1 \right], \quad (6)$$

where  $\phi_j$ ,  $j = 1, \dots, K$  are atoms from  $\mathcal{D}$ . We perform this optimization in two alternating steps. First, we fix a large value for all  $\tilde{\sigma}_i$ 's and optimize with respect to  $\mathbf{a}$ . This case is the regular  $l_2$ - $l_1$  optimization, where the  $\tilde{\sigma}_i$ 's may all be different constants. In the second step, we fix  $\mathbf{a}$  and use a closed form solution for hyperparameters  $\tilde{\sigma}_i$ 's:

$$\tilde{\sigma}_i^2 = \begin{cases} 0 & \text{if } \frac{1}{2}(f_i - \hat{f}_i)^2 < \sigma_0^2; \\ \frac{1}{2}(f_i - \hat{f}_i)^2 - \sigma_0^2 & \text{otherwise.} \end{cases}$$

where  $\hat{f}_i = \sum_j a_j \phi_j(i)$ . Each step is guaranteed to descend the energy function. In practice, convergence is usually achieved in the first few iterations.

### B. Learning

Learning is accomplished by taking a small step in the direction of the negative gradient of the energy function with respect to the dictionary  $\Phi$ :

$$\frac{\partial E}{\partial \Phi} = -\langle \Sigma^{-1}(\mathbf{f} - \Phi \mathbf{a}^*) \mathbf{a}^{*\top} \rangle. \quad (7)$$

Since we select different depth map patches at each iteration, this effectively averages learning gradients drawn from the entire data set, denoted by  $\langle \cdot \rangle$ . The learning rule differs from that of standard sparse coding in that the dictionary update is weighted by the inverse of the noise covariance matrix. This results in adaptive dictionary updates, where observations with smaller noise variance (more reliable ones) have a higher influence on the learning than the observations with high noise variance (unreliable ones).

In the rest of the paper, for convenience we will refer to our sparse coding method with non-stationary noise as ns-SC. It is important to note that ns-SC can be used not only for learning from depth maps, but also in the following general cases:

- 1) when we learn from data acquired by sensors that introduce noise of non-stationary type;

- 2) when we learn from inferred data, where each inferred variable has a certain reliability (e.g., learning in layered models).

The second case is certainly a very important one, as there are many examples encountered in nature where we need to learn or infer the states of some hidden variables from other inferred variables. A relevant example is depth inference from stereo using sparse priors, which we propose in the next section.

## IV. STEREO MATCHING WITH SPARSE PRIORS

The dense depth estimation problem is usually formulated as a MAP estimation problem. Given the left and right images  $\mathbf{L}$  and  $\mathbf{R}$  respectively, we want to estimate a disparity<sup>1</sup> map  $\mathbf{f}$ . In other words, to each pixel  $i$  in one of the images (the one that we choose as a reference) we need to assign a certain disparity value  $f_i$ . We propose an approach that combines the Markov Random Field (MRF) formulation of depth inference, commonly used in computer vision, and the inference using higher-order sparse priors. Therefore, we first briefly overview the MRF approach and then describe the proposed method for depth inference using sparse priors.

### A. MRF approach to depth inference

Most state of the art depth estimation approaches in computer vision formulate depth inference by the following optimization problem:

$$\mathbf{f}^* = \arg \max_{\mathbf{f}} P(\mathbf{f}|\mathbf{L}, \mathbf{R}) = \arg \max_{\mathbf{f}} P(\mathbf{L}, \mathbf{R}|\mathbf{f})P(\mathbf{f}), \quad (8)$$

where  $P(\mathbf{L}, \mathbf{R}|\mathbf{f})$  is the data likelihood, and  $P(\mathbf{f})$  is the joint prior for disparity variables  $f_i$ . The likelihood term is usually modeled with a factorial Gaussian distribution:

$$\begin{aligned} P(\mathbf{L}, \mathbf{R}|\mathbf{f}) &\propto \prod_{i=1}^N \exp \left[ -\frac{(L_i - R_{i+f_i})^2}{2\rho^2} \right] \\ &= \exp \left[ -\sum_{i=1}^N \frac{D(f_i)}{2\rho^2} \right], \end{aligned} \quad (9)$$

where  $L_i$  is the value of left image at pixel  $i$ ,  $R_{i+f_i}$  is the value of the right image at pixel  $j$  displaced from pixel  $i$  by  $f_i$ , and  $\rho^2$  is the stationary noise variance. In computer vision, the disparity  $f_i$  is usually one-dimensional since the stereo images are rectified. However, in general one can also consider two dimensional disparities. The function  $D(f_i) = (L_i - R_{i+f_i})^2$  is usually called the data consistency term.

When the depth map is modeled by a Markov Random Field (MRF), the prior over disparities can be expressed as:

$$\begin{aligned} P(\mathbf{f}) &\propto \exp \left[ -\sum_{c \in \mathcal{C}} V_c(\mathbf{f}) \right] \\ &= \exp \left[ -\sum_i V_1(f_i) - \sum_{i,j \in \mathcal{N}_i} V_2(f_i, f_j) - \dots \right], \end{aligned} \quad (10)$$

where  $\mathcal{C}$  is a set of cliques, and  $V_c$  are clique potentials [12] of first, second and higher order. A particularly interesting case is

<sup>1</sup>Since there is a unique mapping from disparity values to depth values, inferring disparity is an equivalent problem to inferring depth.

when the cliques are at most of order two, such that the prior includes the pairwise correlations between disparity variables at neighboring nodes. In this case, the disparity estimation problem is:

$$\begin{aligned} \mathbf{f}^* &= \arg \min_{\mathbf{f}} E(\mathbf{f}|\mathbf{L}, \mathbf{R}) \\ &= \arg \min_{\mathbf{f}} \left[ \sum_i \frac{D(f_i)}{2\rho^2} + \sum_i V_1(f_i) + \sum_{i,j \in \mathcal{N}_i} V_2(f_i, f_j) \right], \end{aligned} \quad (11)$$

where  $V_1$  and  $V_2$  are first and second order cliques, which can be defined in a number of different ways depending on the task at hand.  $\mathcal{N}_i$  denotes the neighborhood nodes of node  $i$ . Such energies can be efficiently minimized by the graph cut [13], belief propagation [14], log-cut [15], etc. When the first order cliques  $V_1$  are equal (no preferred disparity), the energy function in Eq. (11) reduces to the one used in most computer vision algorithms. Second order cliques incorporate the smoothness constraint, and they can be evaluated as absolute distance between disparities of neighboring nodes, or by the Potts energy that puts more weight when the neighboring disparities differ. However, a pairwise model such as (11) cannot incorporate higher order structure such as depth edges. Although the MRF model can be extended to include triplewise correlations [16], including even higher order priors in a single layer would in general lead to high complexity graphs that cannot be optimized by the graph cut [17]. Another approach to modeling such higher order dependencies is via a sparse prior over a dictionary adapted to the structure of signals. Such an approach has proven successful in natural images, where a sparsity prior on a dictionary of oriented edges resolves inverse problems such as denoising and inpainting [3], [10], [18]. Therefore, one can expect that such priors would play a crucial role in solving the correspondence problem. We thus propose to approach the problem of depth inference by including a sparsity prior on local depth features learned by the algorithm proposed in Section II. The details of our approach are described in the next section.

### B. Depth inference using sparse priors

We propose to combine the MRF structure with a sparse coding network within a two layer graphical model shown in Fig. 1. The bottom layer are input images. The middle layer is modeled as an MRF (as previously described), where each node is described by two variables: depth estimates  $f_i$  and the reliability of each depth estimate given by  $\sigma_i$ . The top layer consists of hidden units of sparse coefficients  $a_j$  that model higher order depth dependencies. The depth inference problem is cast as:

$$\begin{aligned} \mathbf{f}^* &= \arg \max_{\mathbf{f}} P(\mathbf{f}|\mathbf{L}, \mathbf{R}, \Sigma, \mathbf{a}) \\ &= \arg \max_{\mathbf{f}} P(\mathbf{L}, \mathbf{R}|\mathbf{f}, \Sigma, \mathbf{a}) P(\mathbf{f}|\Sigma, \mathbf{a}) P(\Sigma) P(\mathbf{a}), \end{aligned} \quad (12)$$

which has two additional variables with respect to Eq. 8: the covariance matrix  $\Sigma$  of depth noise (i.e., the variance or reliability of each depth estimate  $\sigma_i$ ), and the sparse

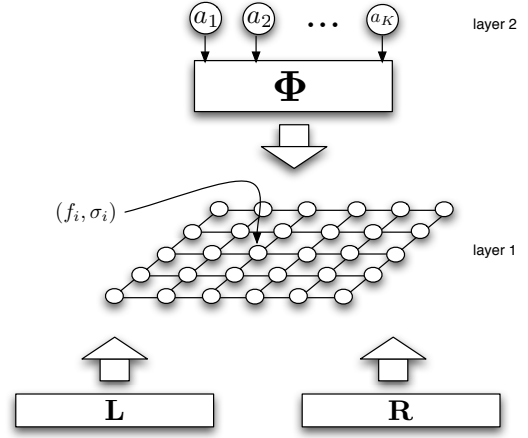


Fig. 1. Two-layer graphical model for depth inference.

coefficients  $\mathbf{a}$  that represent hidden units. We propose to solve this problem by alternating inference in each of the layers separately, i.e., the algorithm iterates between the estimation of  $\mathbf{f}$  in the middle MRF layer and the inference of  $\mathbf{a}$  and  $\Sigma$  by the sparse priors in the top layer.

In inferring the middle layer,  $\mathbf{a}$  and  $\Sigma$  are fixed and  $\mathbf{f}$  is inferred as:

$$\begin{aligned} \mathbf{f}^* &= \arg \min_{\mathbf{f}} E(\mathbf{f}|\mathbf{L}, \mathbf{R}, \Sigma, \mathbf{a}) \\ &= \arg \min_{\mathbf{f}} \left[ \sum_i \frac{D(f_i)}{2[\rho(\sigma_i)]^2} \right. \\ &\quad \left. + \sum_i \frac{(f_i - \hat{f}_i)^2}{2\sigma_i^2} + \sum_{i,j \in \mathcal{N}_i} V_2(f_i, f_j) \right], \end{aligned} \quad (13)$$

where  $f_i$  is an element of the vector  $\hat{\mathbf{f}} = \Phi \mathbf{a}$ . Since  $\mathbf{a}$  and  $\Sigma$  are constant in this layer, priors  $P(\mathbf{a})$  and  $P(\Sigma)$  vanish from the energy function. This problem is similar to the inference problem in Eq. 8, with two differences: a) the data term variance  $\rho$  depends on the variance of depth estimates  $\sigma_i^2$  and is different for each  $f_i$ ; and b) clique potentials depend on  $\mathbf{a}$  and  $\sigma_i^2$  and are given as  $V_1(f_i) = (f_i - \hat{f}_i)^2 / (2\sigma_i^2)$ . The data term variances  $[\rho(\sigma_i)]^2$  can be estimated by their expected values around  $\hat{f}_i$  under the noise variance  $\sigma_i$ . We use a square window  $(\hat{f}_i - \sigma_i, \hat{f}_i + \sigma_i)$  to calculate this expectation, i.e.,:

$$[\rho(\sigma_i)]^2 = \langle (D(f_i) - D(\hat{f}_i))^2 \rangle \quad \text{for all } f_i \in (\hat{f}_i - \sigma_i, \hat{f}_i + \sigma_i). \quad (14)$$

Once we have inferred  $\mathbf{f}$  in the middle layer, the inference in the upper layer becomes:

$$\begin{aligned} (\mathbf{a}, \{\sigma_i\})^* &= \arg \min_{(\mathbf{a}, \{\sigma_i\})} E(\mathbf{a}, \Sigma|\mathbf{f}) \\ &= \arg \min_{(\mathbf{a}, \{\sigma_i\})} \left[ \sum_i \frac{(f_i - \hat{f}_i)^2}{2\sigma_i^2} + \|\mathbf{a}\|_1 \right], \end{aligned} \quad (15)$$

where the hidden units are inferred by the ns-SC from the disparity estimates obtained by the middle layer. Since ns-SC evaluates both the mean  $\hat{f}_i$  and the variance  $\sigma_i^2$ , it sends feedback to the middle layer to update the states of these

variables. With new estimates for each variable  $f_i$  and  $\sigma_i^2$ , the middle layer can re-evaluate the new disparity estimates with new clique potentials.

The main role of describing each node in the MRF by a Gaussian with mean  $f_i$  and variance  $\sigma_i^2$  is to resolve ambiguities in stereo matching. Namely, when the data likelihood at a certain point is unreliable ( $\rho(\sigma_i)$  is large), the stereo matching algorithm puts more weight on the prior given by  $V_1(f_i)$ , which is estimated by the sparse priors from the upper layer. This happens for example at scene points with specular illumination, where the surface is not Lambertian. Since data consistency is violated at those points, we need to use prior information to solve the correspondence problem.

## V. EXPERIMENTAL RESULTS

### A. Learning of depth dictionaries

We have learned overcomplete dictionaries of depth atoms using the regular sparse coding (SC) [3] and the ns-SC. For training, we have used the disparity maps from the 2006 Middlebury stereo dataset [19]. Two examples of disparity maps are shown in Fig. 2. These maps represent "inverse" depth, i.e., the disparity is inversely proportional to depth, but keeps the same features (e.g. edges) as depth. It also represents "projective depth", because these disparity values are dependent on the viewing angle. Finding representations for the projective depth is especially desirable in multi-view (3DTV) technologies, where an image is usually aligned to a depth map in order to simplify view synthesis. On the other hand, laser range scanners are typically of different resolution and sampling than images, which makes them hard to register. Another possibility would be to learn on depth maps from time of flight cameras (TOF). However, there are no publicly available databases for TOF data. Therefore, we have chosen the Middlebury database for learning. No prior whitening has been performed.

Depth maps from the Middlebury stereo dataset are obtained using the structured light technique and they have missing pixels (black pixels in Fig. 2). We can treat those pixels in two ways:

- 1) **Approach 1:** we set the noise variance at missing pixels to infinity (their contribution to learning is thus zero), while the variance of the rest of the pixels are inferred during ns-SC learning; and
- 2) **Approach 2:** we treat those pixels in the same manner as other pixels and perform ns-SC learning (i.e., variances of all pixels are inferred).

The dictionary learned with Approach 1 is denoted as  $\Phi_1$  and with Approach 2 as  $\Phi_2$ . The idea behind learning with Approach 2 is to see how well the ns-SC algorithm would do if it had no information where the missing pixels are, and would have to infer that. For comparison, we have also learned the dictionary using standard sparse coding with constant noise variance within the map [3], except at the missing pixels where the variance is infinity (missing pixels do not bias the learning). This dictionary is denoted as  $\Phi_3$ .

Within each iteration of ns-SC (and SC as well), we have randomly chosen a large set of  $16 \times 16$  patches. The dictionary

size has been set equal to the signal size (256). The parameter  $\sigma_0^2$  has been chosen to have a small value  $\sim 0.01$ . Since the sparsity parameter  $\lambda$  is subsumed by the variance of the noise inferred at each pixel, we set it to 1. Fig. 3 displays learned dictionaries  $\Phi_1$ ,  $\Phi_2$  and  $\Phi_3$ . We can see that  $\Phi_1$  and  $\Phi_2$  are qualitatively similar, with most of edge-like depth functions and some slant-like atoms. These are the types of features usually seen in depth maps. The dictionary  $\Phi_3$  learned with SC exhibits some repetitive atoms, meaning that learning prefers some directions in the high-dimensional space. This might be explained by the fact that learning is done on unwhitened data, so some directions have higher energy (variance). This does not happen in ns-SC since the variance is inferred and the learning rule is adapted accordingly. However, it is hard to say which dictionary is the best based only on the qualitative assessment. Therefore, in the next section we perform quantitative comparison of these dictionaries on depth map denoising.

### B. Depth map denoising

Denoising of depth maps is an important step in applications that involve view synthesis [1]. Depth denoising can be achieved with the inference step of the ns-SC algorithm. For evaluation purpose we have added synthetic noise to 1% of randomly chosen pixels in a depth map block of  $100 \times 100$  pixels, taken from the Purves natural depth maps database [20] (different from the depth maps used for learning). The noise has been generated according to the non-stationary Gaussian model. Each pixel is corrupted by Gaussian noise whose variance is randomly chosen from 0 to 1. We divide a depth map into overlapping patches of  $16 \times 16$  pixels (patches are shifted by 1) and denoise each patch as:  $\hat{y} = \Phi \hat{a}$ , where  $\hat{a}$  is the sparse coefficient vector inferred by ns-SC. Each pixel in the denoised depth map is evaluated as an average over patches that overlap at that pixel.

The original and noisy depth maps are shown in Fig. 4a and Fig. 4b, respectively. The denoised depth map using the ns-SC with  $\Phi_1$  (Fig. 4c) is of higher quality compared to the denoised depth map using ns-SC and  $\Phi_2$  (Fig. 4d) and ns-SC and  $\Phi_3$  (Fig. 4e), where the quality is measured by the Peak-SNR (PSNR). Moreover, ns-SC using any one of the dictionaries outperforms denoising using classical SC with fixed variance  $l_2 - l_1$  minimization and  $\Phi_3$ , shown in Fig. 4f. We have also performed median filtering denoising (Fig. 4g), since it is a proper filter for this type of noise; the Total Variation denoising [21] using the algorithm of Chambolle [22] (see Fig. 4h), and the Non-Local (NL) means denoising using median filtering [23] (Fig. 4i). Again, ns-SC with any of the dictionaries  $\Phi_1$ - $\Phi_3$  outperforms the other solutions, both in PSNR and visual quality. Although the solutions obtained by median filtering and NL-means might also look visually pleasing, these types of filters average over the fine details in the map, which is undesirable. We do not report the comparisons with denoising methods designed for stationary noise (e.g., KSVD [10] or GSM [24]), since they are not really adapted to this type of noise and thus cannot appropriately handle it.

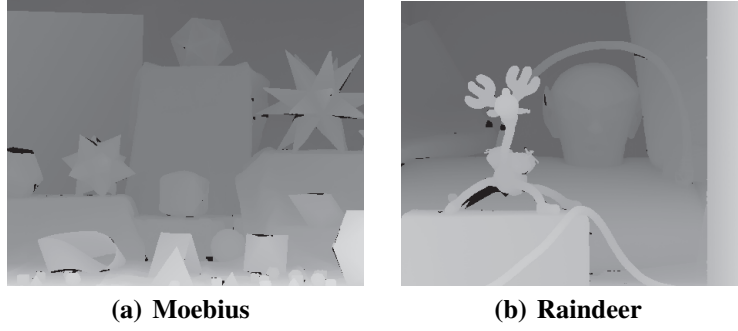


Fig. 2. Examples of disparity maps from the Middlebury 2006 dataset.




Fig. 3. Learned depth dictionaries: a) with ns-SC and masked missing pixels (Approach 1); b) with ns-SC and no masking of missing pixels (Approach 2); c) with SC and masked missing pixels.

Fig. 5a) and b) show PSNR versus the % of corrupted pixels averaged over five depth maps, and it confirms the superiority of ns-SC with  $\Phi_1$  over ns-SC with other dictionaries (Fig. 5a) and over other denoising solutions (Fig. 5b). As expected, ns-SC using a dictionary learned without masking the missing pixels ( $\Phi_2$ , Approach 2) performs worse than ns-SC using a dictionary learned with masking ( $\Phi_1$ , Approach 1), since less information is provided to the learning algorithm<sup>2</sup>. Interestingly, ns-SC with  $\Phi_2$  still performs better than SC with  $\Phi_1$ , which shows the superiority of ns-SC compared to SC. Another advantage of ns-SC compared to other denoising methods is that we do not need to choose a special value for the regularization parameter  $\lambda$  since the variance of the noise at each pixel is inferred during the denoising. On the other hand, for TV denoising and NL means we have chosen the values of  $\lambda$  or of the noise variance that yield the best results.

If we have a depth map that has natural noise due to the acquisition process, we can use ns-SC to remove the noise, but also to point out the noisy pixels. These would correspond to the pixels whose inferred noise variance is high. Fig. 6a shows a noisy laser range scan depth map from the Purves database, where the noisy pixels take values within the depth range (they are not marked as missing pixels). Reconstructions

of this depth map obtained by NL means filtering and ns-SC (with  $\Phi_1$ ) are shown in Fig. 6b and Fig. 6c, respectively. Both methods denoised most of the erroneous pixels, but the NL-means filtering also introduced a loss of texture information, while ns-SC preserves this information. Moreover, ns-SC gives an estimate of the noise variance at each pixel, displayed in Fig. 6d. Interestingly, the indication of noisy pixels can be used as a mask for inpainting by setting those pixel variances to infinity (due to the finite precision of ns-SC, the inferred variances are finite). The final inpainted depth map with ns-SC is given in Fig. 6e.

Similar results are obtained on the depth maps captured by the PMD Time-Of-Flight (TOF) camera<sup>3</sup>. These cameras capture 2D video + depth dynamic information with a reasonable time resolution. The camera sends a modulated optical signal to the environment and measures the time of the round trip travel of light for each pixel. The result is a depth map, which is usually very noisy. The original and denoised depth maps are given in Fig. 7a)-d). Compared to NL-means, ns-SC preserves some fine detail while removing the noise.

### C. Stereo matching

Finally, we show the results of the two-layer stereo matching algorithm described in Section IV on the Tsukuba stereo pair

<sup>2</sup>Note that the denoising algorithm does not use pixel masking, the masking refers only to the way that the dictionary is learned.

<sup>3</sup><http://www.pmdtec.com/>




Fig. 4. Denoising results for a depth map from the Purves database with synthetic noise (1% of corrupted pixels). Performance of ns-SC using different dictionaries  $\Phi_1$ ,  $\Phi_2$  and  $\Phi_3$  and performance of other denoising methods: SC- sparse coding, TV- total variation, Median, and Non-Local (NL) means.

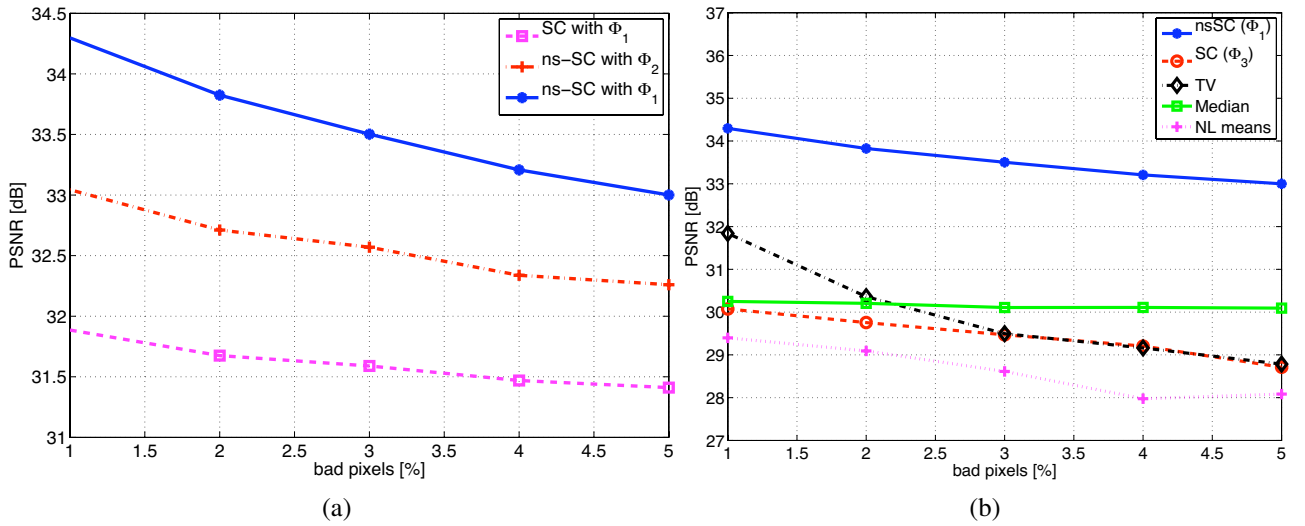


Fig. 5. Average denoising performance with synthetic noise: PSNR vs the % of corrupted pixels (averaged over five depth maps from the Purves dataset). a) Denoising performance comparison of ns-SC using different dictionaries  $\Phi_1$ ,  $\Phi_2$  and  $\Phi_3$ . b) Denoising performance comparison of ns-SC with other denoising methods.




Fig. 6. Denoising results for a depth map from the Purves database with natural noise. Noisy samples appear mostly around depth edges, but there is also some correlated noise (big white region). NL means filtering (b) and ns-SC (c) both remove only uncorrelated noise, but the NL means filter also undesirably smoothens the textured regions. In addition to denoising, ns-SC infers the variance of the noise (d), which points out the noisy samples (non-zero pixels). The indication of noisy samples can be used for inpainting (e).




Fig. 7. Denoising results for a depth map from the time of flight depth image with the measurement noise. NL means filtering (d) denoises the depth map, but smoothens out the fine details. In addition to good denoising, ns-SC (b) infers the variance of the noise (d), which points out the noisy samples (non-zero pixels).

from the 2001 Middlebury stereo database (i.e., it does not belong to the training set). We have used the dictionary  $\Phi_1$ , shown in Fig. 3a. The original stereo images are shown in Fig. 8a and Fig. 8b, while the ground truth disparity map is given in Fig. 8c. The estimated disparity map using the alpha-beta swap graph cut algorithm [13], [17], [25], is shown in Fig. 8d. It uses the data term with equal variances  $\rho_i^2$  for single cliques, and the Potts energy model for pairwise cliques, given as:  $V_2(f_i, f_j) = u_{\{i,j\}}T(f_i \neq f_j)$ , where  $u_{\{i,j\}} = U(|L_i - R_j|)$  and  $T$  denotes the indicator function. The function  $U$  is defined as:

$$U(|L_i - R_j|) = \begin{cases} 2K & \text{if } |L_i - R_j| < 5; \\ K & \text{otherwise.} \end{cases}$$

The parameter  $K$  has been set to 20, which is in the range proposed in [13].

Fig. 8e shows the estimated disparity map using our two layer model. This map was obtained at convergence after three iterations between the disparity inference in two layers. Inference in the bottom layer is done using the graph cut with the modified data term and single cliques according to the Eq. (15). Since ns-SC assumes uncorrelated noise, it infers the noise variance in single pixels of the disparity map. Therefore, the pairwise cliques are not affected. Even though the graph cut returns discrete estimates of the disparity, this does not change the continuous nature of the optimization in the upper layer, as the quantization error is subsumed in  $(f_i - \hat{f}_i)^2$ . We can see that the two layer model improves the graph

cut result<sup>4</sup> by correcting  $\sim 500$  pixels (0.5% of pixels). The obtained disparity map is also visually improved. Note that the two-layer model does not require a specific optimization algorithm of the MRF (e.g., graph cut), but one can use any other MRF optimization algorithm. We show here the results using the graph cut since it is a standard baseline algorithm in computer vision. We have also tested our method using the algorithm of Woodford et al. [16] instead of the graph cut. On the Connes dataset from the Middlebury database, we have reduced the number percentage of bad pixels from 14.24% to 13.34% (0.9% difference), where the disparity accuracy is set to one pixel.

## VI. RELATED WORK

### A. Depth map representation and denoising

Although learning representations of images has been widely addressed in the literature in the last few decades [3]–[9], there has not been much work on learning representations of depth/disparity maps. The most closely related work to the one presented in this paper is the work by Mahmoudi and Sapiro, who learn sparse representations of depth maps for surface reconstruction [26]. Their work differs from ours in two aspects: 1) they assume a stationary Gaussian noise model; and 2) they learn overcomplete dictionaries per shape,

<sup>4</sup>Note that one can get a smoother disparity map by changing the parameters of the graph cut, but that does not reduce the error as it wrongly connects separate 3D objects.




Fig. 8. Disparity estimation results on the Tsukuba stereo dataset: a),b) stereo images; c) ground truth disparity map; d) disparity estimation result with graph cut [13], percentage of bad pixels: 9.58%, e) disparity estimation result with the two layer (GC+ns-SC) model with  $\Phi_1$ , percentage of bad pixels: 9.05%.

i.e., the dictionaries do not generalize to a set of depth maps. As we have seen in Section V, depth dictionary learning with stationary additive noise yields inferior denoising performance compared to the one with a non-stationary noise model. Besides the advantage of learning under adaptation to noise/unreliability of depth maps, our method also infers the measure of unreliability of each pixel in a depth map, which is extremely useful in applications such as view synthesis [1] and stereo matching IV-B.

In the context of depth coding/compression, some researchers have proposed constructions of transforms that are adapted to shape and depth representation. Maitre and Do proposed a shape-adaptive wavelet transform that generates a small number of wavelet coefficients along depth edges [27]. The coding scheme allocates more bits for representing depth edges, which are detected by the Canny edge detector. Morvan et al. [28] introduced “platelets”, which are piecewise smooth parametric functions used to decompose and encode a depth map. Both methods demonstrate efficient coding performance on ground truth (not noisy) depth maps. To the best of our knowledge, these methods have not been extended to deal with noisy, uncertain depth maps usually obtained from stereo matching or time of flight cameras.

In addition to the problem of dealing with unreliable depth estimates in image based rendering, denoising of depth maps has become of significant interest recently due to the development of the Time-Of-Flight (TOF) cameras. Unlike in standard imaging, the noise in depth maps is non-stationary: it has different statistics for different scene contents. Interestingly, the noise variance of depth pixels is inversely proportional to the amplitude values of light captured by the sensor pixels [29]. Edeler et al. used this relation and a non-stationary noise model equivalent to ours in order to perform superresolution

of depth maps [29]. However, their solution of the inverse problem assumes known noise statistics particular to TOF data, while our approach infers these statistics and thus it is more general. The aforementioned relation between noise variances and light amplitudes does not hold for the noise introduced around depth edges and at close distances, when it becomes more of “salt and pepper” nature, i.e., there are depth outliers. Most previous work on TOF depth data denoising deals with this noise type by first removing the outliers and then denoising the depth map using the bilinear filter [30] or non-local means [31], for example. Prior removal of outliers is crucial here, since these would bias the estimate of the noise variance for the depth map. Our work does not need outlier removal, since those are inferred along the sparse approximation algorithm. Moreover, we obtain a quantitative estimate of the reliability for each pixel in the depth map. The experimental results in Section V confirm that our approach is superior to non-local means filtering using the median filter, which is better suited for salt-and-pepper noise and does not smooth out the discontinuities in the depth map.

### B. Depth from stereo

As it is a highly ill-posed problem, stereo correspondence significantly depends on prior information about the depth structure in the scene. The most significant progress in stereo matching has been made by utilizing the depth smoothness prior. Although the idea that nearby pixels should have similar disparities dates back to the seventies [32], high performance depth estimation algorithms appeared much later by introducing the piecewise smoothness ( $l_1$ ) prior that preserves depth discontinuities. State-of-the-art depth estimation algorithms, such as the graph cut [13] and belief propagation [14], define the matching problem as an energy minimization problem,

where the depth map is modeled as a Markov Random Field (MRF) [12] with single and pairwise clique potentials. As mentioned previously, depth maps of natural scenes contain oriented structures that cannot be captured by pairwise statistics. Unfortunately, graph-cut algorithms cannot be straightforwardly extended to optimally solve MRFs that include priors on these higher order dependencies [17]. There are algorithms such as QPBO [33] that give suboptimal solutions for higher order priors. Woodford et al. used the QPBO optimization to include priors on triplewise correlations [16]. Higher order MRFs can be reduced to first order ones and optimized by QPBO [34]. However, the complexity increases exponentially with the degree of the MRF, and implementations stay limited to triple-wise cliques.

## VII. CONCLUSIONS

We have presented a method to learn dictionaries of depth features that capture higher-order dependencies in depth maps, resulting in oriented depth edges and slanted surfaces. Because depth is not a perfectly measurable phenomenon, learning its statistics has to be performed under noisy conditions, where the type of noise is significantly different than the one usually seen in images. Our new sparse coding algorithm explicitly takes into account the noisy nature of depth estimates, such that the inference and learning can “see through” the noise in order to fill in and learn the appropriate structure. Moreover, it infers a reliability measure of each sample that can be further used in any algorithm having inferred data as input. Our denoising results have demonstrated that the depth dictionary learned with the new ns-SC method with non-stationary noise gives superior performance compared to the state of the art.

The combined power of priors on pairwise correlations in depth and the sparsity prior that enforces higher order dependencies is then exploited in a new stereo matching method. We have defined a two-layer graphical model where the nodes in the lower level encode positional disparities and their correlation, and the nodes in the higher level enforce sparse priors on higher order dependencies. The importance of higher order dependencies in the depth structure is confirmed by the superior performance of the two layer model compared to depth estimation based only on the smoothness prior. A promising perspective is to use ns-SC to learn joint representations of texture (color) and depth. It will also be important to go beyond linear generative models to properly deal with occlusion in 3D scenes.

## VIII. ACKNOWLEDGEMENTS

The authors would like to thank Dr. Zafer Arican from the Signal Processing Laboratory LTS4, EPFL, Switzerland, for his help in recording the video data captured by a time of flight camera.

## REFERENCES

- [1] E. Martinian, A. Behrens, J. Xin, and A. Vetro, “View synthesis for multiview video compression,” *Proceedings of the Picture Coding Symposium*, 2006.
- [2] A. Kubota, A. Smolic, M. Magnor, M. Tanimoto, T. Chen and C. Zhang, “Multiview Imaging and 3DTV,” *IEEE Signal Processing Magazine*, vol. 24, no. 6, pp. 10–21, 2007.
- [3] B.A. Olshausen and D. Field, “Sparse coding with an overcomplete basis set: A strategy employed by V1?” *Vision Research*, vol. 37, no. 23, pp. 3311–25, 1997.
- [4] K. Engan, B. D. Rao and K. Kreutz-Delgado, “Frame design using FOCUSS with method of optimal directions (MOD),” in *Proceedings of the Norwegian Signal Processing Symposium*, 1999.
- [5] M.S. Lewicki and T.J. Sejnowski, “Learning overcomplete representations,” *Neural Computation*, vol. 12, no. 2, pp. 337–65, 2000.
- [6] M. Aharon, M. Elad and A. Bruckstein, “K-SVD: An Algorithm for Designing Overcomplete Dictionaries for Sparse Representation,” *IEEE Transactions on Signal Processing*, vol. 54, no. 11, pp. 4311–4322, 2006.
- [7] J. Mairal, G. Sapiro and M. Elad, “Learning Multiscale Sparse Representations for Image and Video Restoration,” *Multiscale Modeling & Simulation*, vol. 7, no. 1, pp. 214–241, 2008.
- [8] M. Yaghoobi, T. Blumensath and M.E. Davies, “Dictionary learning for sparse approximations with the majorization method,” *IEEE Transactions on Signal Processing*, vol. 57, no. 6, pp. 2178–2191, 2009.
- [9] M. D. Plumbley, T. Blumensath, L. Daudet, R. Gribonval and M. E. Davies, “Sparse Representations in Audio and Music: From Coding to Source Separation,” *Proceedings of the IEEE*, vol. PP, no. 99, pp. 1–11, 2009.
- [10] M. Elad and M. Aharon, “Image denoising via sparse and redundant representations over learned dictionaries,” *IEEE Transactions on Image Processing*, vol. 15, no. 12, pp. 3736–3745, 2006.
- [11] K. Kreutz-Delgado, J. Murray, B. Rao, K. Engan, T.-W. Lee and T. J. Sejnowski, “Dictionary Learning Algorithms for Sparse Representation,” *Neural Computation*, vol. 15, no. 2, pp. 349–396, 2003.
- [12] S. Z. Li, *Markov random field modeling in image analysis*. Secaucus, NJ, USA: Springer-Verlag New York, Inc., 2001.
- [13] Y. Boykov, O. Veksler and R. Zabih, “Fast approximate energy minimization via graph cuts,” *IEEE Transactions on Pattern Analysis and Machine Intelligence*, vol. 23, no. 11, pp. 1222–1239, 2001.
- [14] J. Sun, N.-N. Zheng and H.-Y. Shum, “Stereo matching using belief propagation,” *IEEE Transactions on Pattern Analysis and Machine Intelligence*, vol. 25, no. 7, pp. 787–800, 2003.
- [15] V. Lempitsky, C. Rother, S. Roth and A. Blake, “Fusion Moves for Markov Random Field Optimization,” *IEEE Transactions on Pattern Analysis and Machine Intelligence*, to appear, 2010.
- [16] O. Woodford, P. Torr, I. Reid and A. Fitzgibbon, “Global Stereo Reconstruction under Second-Order Smoothness Priors,” *IEEE Transactions on Pattern Analysis and Machine Intelligence*, vol. 31, pp. 2115–2128, 2009.
- [17] V. Kolmogorov and R. Zabih, “What energy functions can be minimized via graph cuts?” *IEEE Transactions on Pattern Analysis and Machine Intelligence*, vol. 26, no. 2, pp. 65–81, 2004.
- [18] M.S. Lewicki and B.A. Olshausen, “Probabilistic Framework for the Adaptation and Comparison of Image Codes,” *Journal of the Optical Society of America*, vol. 16, no. 7, pp. 1587–1601, 1999.
- [19] D. Scharstein and R. Szeliski, “A taxonomy and evaluation of dense two-frame stereo correspondence algorithms,” *International Journal of Computer Vision*, vol. 47, no. (1/2/3), pp. 7–42, 2002.
- [20] Z. Yang and D. Purves, “A statistical explanation of visual space,” *Nature Neuroscience*, vol. 6, pp. 632–640, 2003.
- [21] L.I. Rudin, S. Osher, and E. Fatemi, “Nonlinear total variation based noise removal algorithms,” *Physica D*, vol. 60, no. 1-4, pp. 259–268, 1992.
- [22] A. Chambolle, “An Algorithm for Total Variation Minimization and Applications,” *Journal of Mathematical Imaging and Vision*, vol. 20, no. 1-2, pp. 89–97, 2004.
- [23] A. Buades and B. Coll and J. M. Morel, “A Review of Image Denoising Algorithms, with a New One,” *Multiscale Modeling & Simulation*, vol. 4, no. 2, pp. 490–530, 2005.
- [24] J. Portilla, V. Strela, M.J. Wainwright, and E.P. Simoncelli, “Image denoising using scale mixtures of Gaussians in the wavelet domain,” *IEEE Transactions on Image Processing*, vol. 12, no. 11, pp. 1338–1351, 2003.
- [25] Y. Boykov, and V. Kolmogorov, “An experimental comparison of min-cut/max-flow algorithms for energy minimization in vision,” *IEEE Transactions on Pattern Analysis and Machine Intelligence*, vol. 26, no. 9, pp. 1124–1137, 2004.
- [26] M. Mahmoudi and G. Sapiro, “Sparse representations for three-dimensional range data restoration,” *IMA Preprint, University of Minnesota*, 2009.
- [27] M. Maitre and M. N. Do, “Depth and depth-color coding using shape-adaptive wavelets,” *Journal of Visual Communication and Image Rep-*

- resentation, vol. 21, no. 5-6, pp. 513 – 522, 2010, special issue on Multi-camera Imaging, Coding and Innovative Display.
- [28] Y. Morvan, P. H. N. de With and D. Farin, "Platelet-based coding of depth maps for the transmission of multiview images," in *Stereoscopic Displays and Virtual Reality Systems XIII*, vol. 6055, no. 1. SPIE, 2006, p. 60550K.
  - [29] T. Edeler, K. Ohliger, S. Hussmann, and A. Mertins, "Super resolution of time-of-flight depth images under consideration of spatially varying noise variance," in *Proceedings of the IEEE International Conference on Image Processing*, 2009, pp. 1185 –1188.
  - [30] J. Kopf, M. F. Cohen, D. Lischinski and M. Uyttendaele, "Joint Bilateral Upsampling," *Proceedings of ACM SIGGRAPH*, vol. 26, no. 3, 2007.
  - [31] B. Huhle, T. Schairer, P. Jenke, and W. Strasser, "Robust non-local denoising of colored depth data," in *Proceedings of the IEEE Computer Society Conference on Computer Vision and Pattern Recognition*, 2008, pp. 1–7.
  - [32] D. Marr and T. Poggio, "Cooperative computation of stereo disparity," *Science*, vol. 194, no. 4262, pp. 283–287, 1976.
  - [33] C. Rother, V. Kolmogorov, V. Lempitsky, and M. Szummer, "Optimizing Binary MRFs via Extended Roof Duality," in *Proceedings of the IEEE Computer Society Conference on Computer Vision and Pattern Recognition*, 2007, pp. 1 –8.
  - [34] H. Ishikawa, "Higher-order clique reduction in binary graph cut," *Proceedings of the IEEE Computer Society Conference on Computer Vision and Pattern Recognition*, vol. 0, pp. 2993–3000, 2009.