

Anisotropy Constraints on Millisecond Pulsars in the Diffuse Gamma Ray Background

Jennifer M. Siegal-Gaskins^{1*}, Rebecca Reesman¹, Vasiliki Pavlidou^{2†}, Stefano Profumo³, and Terry P. Walker¹

¹Center for Cosmology and Astro-Particle Physics, The Ohio State University, Columbus, OH 43210 USA

²Astronomy Department, California Institute of Technology, Pasadena, CA 91125 USA

³Department of Physics and Santa Cruz Institute for Particle Physics, University of California, Santa Cruz, CA 95064 USA

Accepted Received ; in original form

ABSTRACT

Pulsars emerge in the *Fermi* era as a numerous population of gamma-ray sources. Millisecond pulsars (MSPs) constitute an older population whose sky distribution extends to high Galactic latitudes, and it has been suggested that unresolved members of this class may contribute a significant fraction of the measured large-scale isotropic gamma-ray background (IGRB). We investigate the possible energy-dependent contribution of unresolved MSPs to the anisotropy of the *Fermi*-measured IGRB. For plausible models of the MSP population, we show that the preliminary *Fermi* measurement of the anisotropy of the IGRB places an interesting constraint on the abundance of MSPs in the Galaxy and the typical MSP flux, about an order of magnitude stronger than constraints on this population derived from the intensity of the IGRB alone. We also examine the possibility of a MSP component in the IGRB mimicking a dark matter signal in anisotropy-based searches. Although the angular power spectrum and shape of the energy spectrum of emission from dark matter annihilation or decay may be similar to those from MSPs, the energy spectrum of MSPs features a cutoff at a few GeV, and therefore the energy dependence of an anisotropy signature would distinguish MSPs from all but very light dark matter candidates.

Key words: gamma-rays: diffuse background; pulsars: general; methods: statistical

1 INTRODUCTION

In the era of precision gamma-ray astronomy, with data of unprecedented quality from the Fermi Large Area Telescope (*Fermi*-LAT, Atwood et al. 2009) and ground-based Atmospheric Cherenkov Telescopes, including H.E.S.S., VERITAS, and MAGIC, long-standing questions about the high-energy universe might soon be successfully addressed. One of these is the detailed nature and origin of the diffuse gamma-ray emission. The gamma-ray sky is dominated at low Galactic latitudes by a bright diffuse Galactic component, stemming dominantly from processes involving cosmic rays such as inelastic hadronic collisions producing neutral pions, and inverse Compton and bremsstrahlung emission from relativistic cosmic-ray electrons and positrons (see, e.g., Strong et al. 2000). At high latitudes, the diffuse gamma-ray background is customarily attributed to extragalactic gamma-ray emitters, such as blazars (e.g., Stecker & Salamon

1996). Recent *Fermi*-LAT results, however, indicate that resolved blazars only contribute a small fraction of the observed emission (Abdo et al. 2009b), in contrast to, e.g., the diffuse X-ray background (Brandt & Hasinger 2005; Hickox & Markevitch 2006, 2007).

Since the discovery of periodic gamma-ray emission from pulsars (Browning et al. 1971), the possibility that this source class contributes non-negligibly to the diffuse gamma-ray emission has been considered (Bhattacharya & Srinivasan 1991; Bailes & Kniffen 1992; Bhatia et al. 1997). Some of the brightest emitters in the *Fermi*-LAT gamma-ray sky are in fact associated with pulsating objects, often, but not always, corresponding to pulsars observed at radio and X-ray frequencies (Abdo et al. 2009c). Compared to its predecessor EGRET, *Fermi* is shedding light not only on young, powerful “ordinary” pulsars (with typical rotation periods of the order of 0.01-1 sec and ages ranging between 10^3 and 10^6 yr) but also on a distinct class of periodic gamma-ray emitters with much shorter pulsating periods (on the order of a few milliseconds), i.e. millisecond pulsars (MSPs). The characteristic

* E-mail: jsg@mps.ohio-state.edu

† Einstein (GLAST) Fellow

age τ_c of MSPs, extrapolated from their period and period-derivative, indicates that these objects are much older than ordinary pulsars, with $\tau_c \sim 10^{10}$ yr (Abdo et al. 2009a). MSPs are thought to be associated with binary systems, the spin-up of the pulsar period being fueled by accretion of mass and angular momentum from the neutron star companion (Phinney & Kulkarni 1994; Lorimer 2001). While the determination of the age of MSPs is a debated matter given the highly non-trivial nature of their evolutionary history (see, e.g., Kiziltan & Thorsett 2010), the significantly longer lifetime of these objects compared to that of ordinary pulsars might offset a birthrate that is necessarily lower (given the binary nature of MSPs), and as a result the MSP contribution to the Galactic gamma-ray luminosity may not be small compared to that of ordinary pulsars.

Despite the dramatic increase in the number of detected gamma-ray pulsars in the *Fermi* era, the bulk of the pulsar contribution to the gamma-ray sky very likely originates from a large population of unresolved sources. For instance, Faucher-Giguere & Loeb (2010, hereafter F-GL10) examined plausible models for the unresolved MSP population and found that in some optimistic models the MSP contribution to the diffuse background could even be dominant at certain energies. In their “viable model” the small set of MSPs detected by *Fermi* imply almost 50k unresolved MSPs. The gamma-ray emission from ordinary pulsars is very likely confined to rather low latitudes (see, e.g., Harding 1981; Bhattacharya & Srinivasan 1991), reflecting the fact that pulsars are born in the Galactic disk, and that ordinary pulsars are relatively young objects. On the other hand, the significantly longer age of MSPs suggest the possibility that the sky distribution of gamma-ray emission from these objects extends to high Galactic latitudes as well. The product of typical pulsar kick velocities and the characteristic age of MSPs implies a length-scale which is much larger than the thickness of the Galactic plane, suggesting that MSPs should have a broad latitudinal distribution, in contrast to that of ordinary gamma-ray pulsars. This is reflected in the observed latitudinal distribution of ordinary versus millisecond pulsars detected by the *Fermi*-LAT (see Fig. 1 in Abdo et al. 2010a). In this respect, MSPs can contribute to the diffuse gamma-ray emission at high latitudes where the Galactic diffuse component is generally thought to be comparable or sub-dominant with respect to an almost isotropic extragalactic background.

Interestingly, however, measurements of the spectrum of the large-scale isotropic diffuse gamma-ray background (hereafter IGRB) by *Fermi* find that it is consistent with a power law at energies between 250 MeV and 50 GeV (Abdo et al. 2010b), while MSP spectra exhibit a strong cut-off feature at typical energies of a few GeV (Abdo et al. 2009a). This implies that either the MSP contribution is sub-dominant with respect to the primary IGRB component at these energies, or that a complicated combination of several components with peculiar spectral features – e.g., a star-forming galaxy component with a feature at ~ 300 MeV (e.g., Fields et al. 2010), a MSP component with a feature at a few GeV, and a hard blazar component dominating at higher energies – combine in such a way that they appear as an overall almost featureless power-law – a contrived scenario, but one that cannot be excluded in principle. In either case, it appears that it will be difficult to detect spectrally

the presence of a MSP component in the IGRB, although it remains possible to put conservative constraints on the unresolved MSP gamma-ray emission based on IGRB measurements (see, e.g., F-GL10).

A powerful tool to investigate the nature of diffuse emission is to explore the intensity variation of the emission in the sky, e.g., via the calculation of an angular power spectrum of anisotropies. Recent theoretical work has generated predictions for the angular power spectrum of the gamma-ray emission originating from several known and proposed source classes. These include confirmed extragalactic gamma-ray populations such as AGN (Ando et al. 2007; Miniati et al. 2007) and star-forming galaxies (Ando & Pavlidou 2009), as well as dark matter annihilation and decay in various extragalactic structures (Ando & Komatsu 2006; Miniati et al. 2007; Ando et al. 2007; Cuoco et al. 2008; Taoso et al. 2009; Fornasa et al. 2009; Ibarra et al. 2009; Zavala et al. 2010; Cuoco et al. 2010). In addition, since the distribution of dark matter subhalos in our Galaxy is quite radially extended compared to the smooth dark matter halo, gamma-ray emission from annihilation and decay in Galactic substructure appears remarkably isotropic on large angular scales, although their clustering would lead to small-scale anisotropies. Consequently these structures may provide a substantial contribution to anisotropies in the IGRB (Siegal-Gaskins 2008; Fornasa et al. 2009; Ibarra et al. 2009; Ando 2009). The combined use of spectral and anisotropy information in the IGRB (the anisotropy energy spectrum) could conceivably help reveal the presence of even a subdominant component in the diffuse emission (Siegal-Gaskins & Pavlidou 2009). In particular, it has been shown that the anisotropy energy spectrum could be a sensitive probe of the presence of a dark matter component in the IGRB (Hensley et al. 2010; Cuoco et al. 2010). The contribution from MSPs to the IGRB is expected to feature much stronger anisotropy at small scales than the dominant, close-to-isotropic extragalactic component, since MSPs are relatively few and nearby, compared to cosmological populations that may constitute the dominant contributors to the IGRB intensity.

The study of the gamma-ray anisotropy properties of MSPs is also important because of their potential interference with anisotropy-based searches for dark matter. *Fermi* data (Abdo et al. 2009a) indicate that the typical gamma-ray MSP spectrum is, in fact, uncomfortably similar in its overall features to what is expected for the annihilation or decay of certain particle dark matter candidates, especially if the dark matter is light ($m_{\text{DM}} \lesssim$ few tens of GeV). In addition, although the amplitude of the angular power spectrum from dark matter annihilation or decay in Galactic or extragalactic structures is uncertain, in some scenarios the anisotropy of the dark matter signal from Galactic subhalos is expected to be large, and thus it is conceivable that a MSP-induced modulation in the anisotropy energy spectrum of the IGRB could be confused with a similar modulation induced by Galactic dark matter subhalos.

In this paper, we explore the potential of an angular power spectrum measurement of the IGRB to probe the properties of the Galactic MSP population. The model prescriptions we adopt to describe the intensity and sky distribution of unresolved MSPs are summarized in §2, and our procedure for generating simulated maps of the MSP

gamma-ray emission is outlined in §3. In §4 we calculate the intensity spectrum and energy-dependent angular power spectrum of the collective unresolved MSP emission for this class of models. We compare the predicted anisotropy from MSPs to the preliminary *Fermi* measurement of the angular power spectrum of the IGRB and obtain constraints on the properties of the MSP population in §5. We discuss our findings, including how the MSP contribution might act as a background hindering dark matter searches in the IGRB, and conclude in §6.

2 MODELING THE MSP POPULATION

The properties of the MSP population that affect the measured anisotropy are the sky distribution of MSPs and their flux distribution. The former is determined by the spatial distribution of MSPs in the Galaxy, while the latter is determined, for a fixed spatial distribution, by the distribution of MSP luminosities. In this study we adopt models for the gamma-ray MSP population based on the semi-empirical models of F-GL10. We emphasize, however, that this work is a technique demonstration, and therefore its goal is to show that MSPs could produce an observable anisotropy signal in *Fermi*-LAT data, and that an anisotropy analysis could be used to constrain the collective properties of the Galactic MSP population; not to perform a detailed study of the consistency of a specific model with the data, nor to identify which of several models is preferred by the data. With that purpose in mind, we fix the values of the parameters controlling the spatial and luminosity distributions of MSPs to those of ‘viable’ model *MSP2_base* of F-GL10, and discuss the expected impact of variations in those parameters on our results in §6.

We take the fiducial number of MSPs in the Galaxy $N_{\text{MSP}} = 49\text{k}$, as in model *MSP2_base*. Since the observables considered in our study (high-latitude intensity and angular power) scale straightforwardly with N_{MSP} and the typical flux of an individual high-latitude MSP, F_1 , we also consider the dependence of our results on these parameters in §5.

Following F-GL10, we describe the MSP spatial distribution with a Gaussian function of radius for the surface density projected on the Galactic plane,

$$\rho(r) \propto \exp(-r^2/2\sigma_r^2) \quad 0 < r < 100 \text{ kpc}, \quad (1)$$

where r is the projected distance from the Galactic Centre in the Galactic plane, $\rho(r)$ is the surface density of MSPs, and σ_r , taken to be equal to 5 kpc, characterizes the radial extent of the distribution. The latitude distribution of MSPs is assumed to follow a simple exponential form,

$$N(z) \propto \exp(-|z|/\langle|z|\rangle) \quad 0 < z < \infty, \quad (2)$$

with the scale height $\langle|z|\rangle = 1$ kpc. The sizable extent of the distribution above and below the Galactic plane indicates the MSP population’s longer age and thus migration time away from the disk.

Early work on gamma-ray pulsars (e.g., Arons 1996) identified the simple empirical relation $L_\gamma \propto \sqrt{\dot{E}}$ between the pulsar’s gamma-ray luminosity L_γ and the rate it loses rotational kinetic energy $\dot{E} = 4\pi^2 I_* \dot{P}/P^3$, where P and \dot{P} are the period and time derivative of the period, respectively, and I_* is the moment of inertia of the star. However, recent

work (see, e.g., F-GL10) has found that the luminosities of gamma-ray MSPs appear to obey the relation $L_\gamma \propto \dot{E}$. As in F-GL10, we define the MSP gamma-ray energy luminosity (energy per unit time)

$$L_\gamma \equiv \min\{C\dot{P}^{1/2}P^{-3/2}, f_\gamma^{\text{max}}\dot{E}\}, \quad (3)$$

where the proportionality constant $C = 10^{40.9} \text{erg s}^{1/2}$ and $f_\gamma^{\text{max}} = 0.05$ is the assumed maximum fraction of rotational power loss converted into gamma rays. The integrated photon luminosity (photons per unit time) L_γ^{ph} above 100 MeV is obtained by assuming an energy spectrum with approximately equal power per decade of energy up to a cutoff energy of $E_{\text{max}} \simeq 3$ GeV. For the model adopted in this work, it is notable that Eq. 3 results in the vast majority of MSPs being assigned luminosities according to the $L_\gamma \propto \dot{E}$ relation.

For the MSP population, a power-law distribution for the rotation period P is assumed,

$$N(P) \propto P^{-2} \quad 1.5 \text{ ms} < P < 60000 \text{ ms}, \quad (4)$$

and the magnetic field strength B is taken to follow a log normal distribution,

$$N(\log B) \propto \exp(-(\log B - \langle \log B \rangle)^2 / 2\sigma_{\log B}^2), \quad (5)$$

with $\langle \log B \rangle = 8$ and $\sigma_{\log B} = 0.2$ with B in Gauss. The spin-down rate \dot{P} is determined via the relation $B = 3.2 \times 10^{19} (P\dot{P})^{1/2}$ G.

Departing from the F-GL10 prescription, we adopt an empirical prescription for the energy spectra of the MSPs based on the spectra of eight MSPs detected by *Fermi*, reported in Abdo et al. (2009a). The differential energy spectra of the *Fermi*-detected MSPs are well-described by a power law truncated by an exponential cutoff,

$$\frac{dN}{dE} = KE^{-\Gamma} e^{-E/E_{\text{cut}}}, \quad (6)$$

where Γ is the spectral index, E_{cut} is the cutoff energy, and K is a normalization constant. We assume that each spectral parameter, Γ and E_{cut} , is normally distributed in the MSP population, with mean $\langle \Gamma \rangle$ and $\langle E_{\text{cut}} \rangle$ and standard deviation σ_Γ and $\sigma_{E_{\text{cut}}}$, respectively. We use the spectral parameters of the detected MSPs to identify the maximum-likelihood values of these distribution parameters, taking into account the measurement uncertainties for each pulsar. For this procedure we follow the methodology described in Venters & Pavlidou (2007), and we obtain the maximum likelihood parameters $[\langle \Gamma \rangle, \sigma_\Gamma] = [1.5, 0.20]$ and $[\langle E_{\text{cut}} \rangle, \sigma_{E_{\text{cut}}}] = [1.9 \text{ GeV}, 0.54 \text{ GeV}]$. It is notable that the distributions are relatively narrow; in particular they imply that the vast majority of MSPs have cutoff energies between ~ 1 and 3 GeV.

We consider two models for the energy spectra of the MSP population. First we examine the simple case in which every MSP is assumed to have the same energy spectrum, which we denote the *Reference Model*. In this scenario we assign each MSP the maximum-likelihood average spectral parameters, $\Gamma = 1.5$ and $E_{\text{cut}} = 1.9$ GeV. We also examine the impact on our results of allowing the spectral parameters to vary within the MSP population according to the distributions above, and refer to this as the *Spectral Variation Model*.

3 SIMULATIONS

Monte Carlo realizations of the Galactic MSP population were generated by creating mock MSP catalogs with individual MSP parameters drawn from the distributions given in §2, i.e., in each realization, each MSP was assigned a position in the Galaxy according to the distributions in Eq. 1 and Eq. 2, and a period and magnetic field via the distributions in Eq. 4 and Eq. 5. The gamma-ray energy luminosity ($E > 100$ MeV) for each MSP was determined by Eq. 3. To assess the statistical variation between realizations, ten Monte Carlo realizations were generated for each case considered.

The HEALPix package (Gorski et al. 2005) was used to generate maps of the all-sky gamma-ray intensity from unresolved MSPs for each mock catalog. Maps were constructed at HEALPix order 7 resolution which corresponds to $N_{pix} = 196608$ pixels and a pixel size of $\sim 0.45^\circ$ on a side. Each MSP was taken to be a point source with no angular extent, and so its flux was assigned to a single pixel.

As we are interested in the emission from unresolved MSPs, we excluded from the sky maps the emission from MSPs in our mock catalogs which would likely have been detected by *Fermi*. For this purpose we assumed a flux sensitivity of 10^{-8} ph cm $^{-2}$ s $^{-1}$ ($E > 100$ MeV; see, e.g., Abdo et al. 2010a) and excluded individual MSPs exceeding this flux threshold. We note that assuming a uniform flux sensitivity for MSPs across the sky is a rough approximation, since point source sensitivity varies with angular position due to exposure and foreground contamination, and also depends on the individual source spectrum. Although we emphasize that this approximation is inadequate for assessing individual source detectability or completeness, it is sufficient for the purpose of removing bright sources which are likely to be resolved and would otherwise bias our prediction for the statistical properties of the diffuse emission. Choosing to exclude these sources is conservative, since including bright MSPs would lead to a larger predicted intensity and a larger contribution to the anisotropy of the IGRB from MSPs, and as a result to stronger constraints on MSP population models. With this criterion we find that ~ 10 of every 10k MSPs in our Reference Model are detectable over the entire sky. Note that the parameter N_{MSP} corresponds to the total number of MSPs in the Galaxy and therefore includes the detectable sources, although our analysis is performed on maps of the unresolved sources only.

4 GAMMA-RAY EMISSION FROM THE UNRESOLVED MSP POPULATION

4.1 Sky distribution of gamma rays from MSPs

We examined the constraints obtainable on the MSP population from the intensity and anisotropy properties of the *Fermi*-measured IGRB, so we selected high-latitude sky regions for this study by excluding Galactic latitudes $|b| < 30^\circ$. This choice matches the latitude mask applied in the *Fermi* angular power spectrum analysis (Siegal-Gaskins J. for the Fermi-LAT Collaboration 2010). We studied the latitude dependence of the results by also using a mask excluding $|b| < 40^\circ$. The choice to apply a very generous mask to the Galactic disk also enables com-

parison of the high-latitude contribution of MSPs to the *Fermi*-measured IGRB intensity.

An all-sky map of the gamma-ray intensity for one realization of the MSP population Reference Model defined in §2 with $N_{MSP} = 49k$ is shown in Figure 1. Emission from individual MSPs with fluxes above the detectability threshold is not shown. MSPs outside of the latitude mask boundaries (marked by lines) are evident, implying a MSP contribution to high-latitude diffuse emission.

4.2 Intensity energy spectra

The intensity energy spectrum of the gamma-ray emission from MSPs outside each latitude mask for the Reference Model is compared with the *Fermi*-measured IGRB intensity spectrum in Fig. 2. The normalization of the average intensity spectrum outside each mask was obtained by averaging over 10 realizations, and, as described in §2, the spectral parameters of each MSP in the Reference Model were fixed to the maximum likelihood values. The average intensity of the emission from unmasked MSPs is a factor of ~ 2 larger when excluding only $|b| < 30^\circ$ than when excluding $|b| < 40^\circ$, but in both cases is more than an order of magnitude smaller than the IGRB at all energies. This model is consistent with the measured IGRB, but the overall intensity does not provide a meaningful constraint on the population.

In the Reference Model we adopted the simplifying assumption that all MSPs share the same energy spectrum based on the similar spectral properties of the *Fermi*-detected MSPs. To test the validity of this assumption, in Fig. 2 we compare the collective intensity spectrum of the MSP population, averaged over $|b| > 40^\circ$, for the Spectral Variation Model and the Reference Model. The differential intensity dN/dE of each realization of the Spectral Variation Model was obtained by generating a map for each logarithmic energy bin containing the integrated intensity of each MSP, given its spectral parameters, and then dividing the integrated intensity by the energy bin size ΔE . The points shown represent the average intensity outside the mask in each energy bin of 10 Monte Carlo realizations of the Spectral Variation Model. To good approximation, the collective intensity energy spectrum of the Spectral Variation Model matches that of the Reference Model, with a small deviation from the Reference Model spectrum evident only at the highest energy bin ($E \sim 3$ GeV).

In Fig. 3 we compare the MSP intensity for $|b| > 30^\circ$ to the Galactic diffuse emission for $|b| > 30^\circ$ (from the model used in Cuoco et al. 2010). At these latitudes, the intensity of the Galactic diffuse emission from cosmic-ray interactions with the interstellar gas and photon fields is comparable to that of the IGRB, and the MSP emission is subdominant with respect to both of these signals. However, despite its appreciable contribution to the high-latitude intensity, the Galactic diffuse emission is not expected to contribute significantly to the anisotropy on angular scales of $\lesssim 1 - 2^\circ$, corresponding to multipoles $\ell \gtrsim 100$ (see, e.g., Cuoco et al. 2010), and therefore MSPs could be a dominant contributor to the anisotropy of the high-latitude diffuse emission while remaining a subdominant contributor to the intensity.

Fig. 3 also compares the intensity spectrum of MSPs to that of the high-latitude emission predicted for two exam-

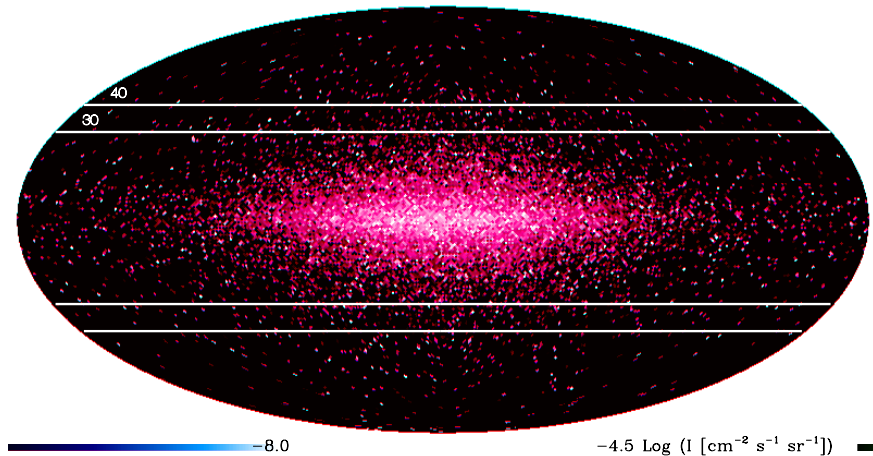


Figure 1. MSP gamma-ray intensity integrated from 0.1 to 10 GeV for one realization of the Reference Model. The map is shown in Galactic coordinates with the boundaries of the latitude masks excluding $|b| < 30^\circ$ and $|b| < 40^\circ$ marked. For this figure the map resolution was degraded to improve the visibility of MSPs and illustrate their sky distribution; however, all calculations were performed on the high-resolution maps as described in the text.

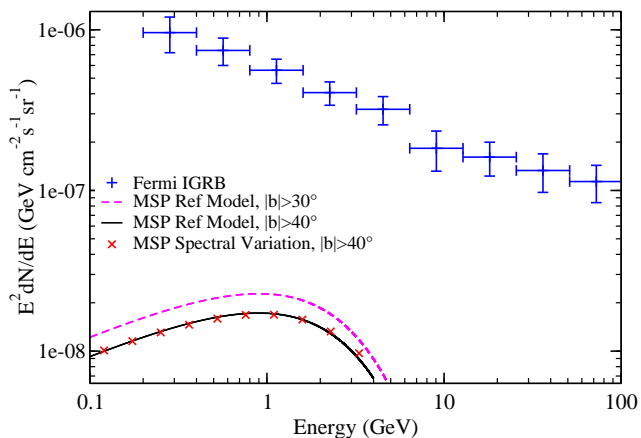


Figure 2. Average intensity energy spectra of the MSP Reference Model (solid black line) and Spectral Variation Model (red x's) for $|b| > 40^\circ$. The intensity spectrum of the Spectral Variation Model differs negligibly from that of the Reference Model. The average intensity of the MSP Reference Model for $|b| > 30^\circ$ (dashed magenta line) is also shown. The collective high-latitude intensity of the MSPs is more than an order of magnitude smaller than the *Fermi*-measured IGRB intensity (blue crosses) at all energies.

ple dark matter models, chosen because their energy spectra bear some resemblance to the collective MSP energy spectrum. We do not resort to any particular particle physics setup in the choice of the models. Rather, we specify a dominant pair-annihilation final state, the particle mass, and the rate of pair-annihilation. One of the dark matter models corresponds to a dark matter particle with a mass of 8 GeV and a cross section $\langle\sigma v\rangle = 1 \times 10^{-26} \text{cm}^3 \text{s}^{-1}$, for which the dominant annihilation final state is a pair of τ leptons. This model was chosen to align with that found in the analysis of Hooper & Goodenough (2010) to best fit a gamma-ray excess claimed to exist in the innermost 2 degrees in the direction of the Galactic Centre (see also Abazajian 2010 for an interpretation of that signal as MSP emission). We also compare a second dark matter model,

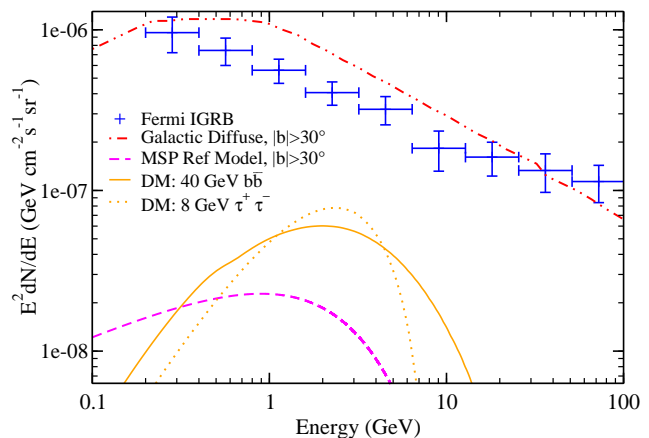


Figure 3. Average intensity spectra of the MSP Reference Model for $|b| > 30^\circ$ (dashed magenta line) compared with the IGRB intensity (blue crosses), the Galactic diffuse emission for $|b| > 30^\circ$ (dot-dashed red line, from Cuoco et al. 2010), and two benchmark dark matter models. The two dark matter models correspond to an 8 GeV particle pair-annihilating preferentially into $\tau^+ \tau^-$ at a rate $\langle\sigma v\rangle = 1 \times 10^{-26} \text{cm}^3 \text{s}^{-1}$ (dotted yellow line), and to a 40 GeV particle annihilating into $b\bar{b}$ with $\langle\sigma v\rangle = 3 \times 10^{-26} \text{cm}^3 \text{s}^{-1}$ (solid yellow line).

with a mass of 40 GeV and a pair-annihilation cross section $\langle\sigma v\rangle = 3 \times 10^{-26} \text{cm}^3 \text{s}^{-1}$, for which the dominant annihilation final state is bottom quarks. This second model can be regarded as a prototypical light bino-like dark matter candidate from the minimal supersymmetric extension of the Standard Model, with a cross section that would allow for thermal production of the correct universal dark matter density. The intensity of the dark matter emission for these two models corresponds to that predicted for the high-latitude signal from annihilation in Galactic dark matter subhalos in model A1 of Ando (2009), assuming the particle properties for each model specified above.

Dark matter annihilation in Galactic substructure may generate a significant level of anisotropy in the IGRB, but

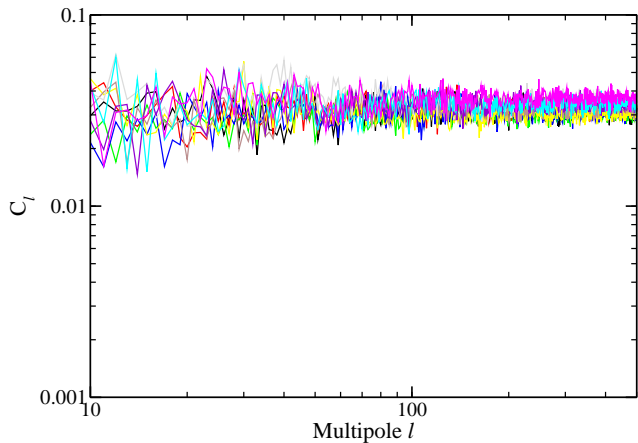


Figure 4. Angular power spectrum of the Reference Model, with Galactic latitudes $|b| < 40^\circ$ masked. Each line corresponds to one of ten realizations; the variation between realizations is small. The C_ℓ are remarkably constant in multipole, which is consistent with the angular power spectrum of an uncorrelated distribution of point sources.

distinguishing dark-matter-induced anisotropy from that due to other source classes could in principle be achieved by examining the energy-dependence of the anisotropy signal, since the contribution of a given source class to the total anisotropy is correlated with its contribution to the total intensity. Although the detailed shapes of the energy spectra of the dark matter models shown in Fig. 3 differ from that of the collective MSP emission, the energy range at which both of these possible contributors become most prominent in the IGRB, as well as their cutoff energies, are similar. Since an anisotropy analysis requires large photon statistics to robustly measure small anisotropies, the number of energy bins in which a measurement can be made is limited, and therefore it may be difficult to localize features in the energy dependence of the anisotropy. Consequently, there remains the possibility that a MSP-induced anisotropy in the IGRB could be confused with a similar signal from dark matter annihilation. However, we stress that only a signal from very light dark matter candidates is likely to exhibit a spectral cutoff at sufficiently low energies to effectively mimic MSPs in an anisotropy measurement.

4.3 Angular power spectra

We consider the angular power spectrum of intensity fluctuations $\delta I(\psi) = (I(\psi) - \langle I \rangle) / \langle I \rangle$ where $I(\psi)$ is the intensity in the direction ψ , and $\langle I \rangle$ is the average intensity over the unmasked region of the sky. The angular power spectrum is calculated by expanding δI in spherical harmonics $\delta I = \sum_{\ell, m} a_{\ell, m} Y_{\ell, m}(\psi)$ to obtain the coefficients $C_\ell = \langle |a_{\ell, m}|^2 \rangle$. Since a fluctuation map is dimensionless, its angular power spectrum characterizes the angular distribution of the emission, independent of its overall intensity.

We calculate the angular power spectrum of the emission from MSPs from the simulated sky maps using the HEALPix package (Gorski et al. 2005). The angular power spectra are calculated on the cut sky, after removing the monopole and dipole components. To approximately correct for the power suppression due to masking, the angular

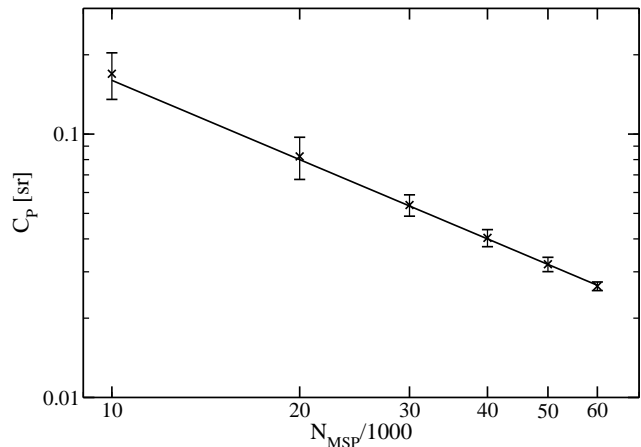


Figure 5. Dependence of Poisson angular power C_P on N_{MSP} for the Reference Model. Galactic latitudes $|b| < 40^\circ$ were masked, and emission from MSPs above the detection threshold was excluded from the maps. The error bars represent the standard deviation of the C_P from ten realizations, and the solid line illustrates the expected relation $C_P \propto 1/N_{\text{MSP}}$.

power spectra of the cut sky are divided by the fraction of the sky outside the mask f_{sky} . This approximation is valid at multipoles $\ell \gtrsim 100$.

The angular power spectra of 10 Monte Carlo realizations of the Reference Model are shown in Fig. 4, calculated with a mask excluding $|b| < 40^\circ$. The scatter between realizations is small, with each realization generating an angular power spectrum C_ℓ approximately constant in multipole with a value $0.03 \lesssim C_\ell \lesssim 0.04$ for $\ell \gtrsim 100$. The multipole-independence of C_ℓ is characteristic of the power spectrum of Poisson noise (shot noise) C_P , which arises from an uncorrelated distribution of sources. Noting that the angular power spectrum from MSPs at high latitudes appears to be dominated by the Poisson contribution, we hereafter make the approximation that the angular power from MSPs is constant in multipole, and identify $C_P \equiv \langle C_\ell \rangle_{\ell=[50,150]}$ for emission from MSPs, where $\langle C_\ell \rangle_{\ell=[50,150]}$ indicates the average of C_ℓ over $\ell = 50$ to $\ell = 150$.

The Poisson contribution to the power spectrum scales inversely to the number density of sources, i.e., $C_P \propto 1/\mathcal{N}$, where \mathcal{N} is the number of sources per solid angle. Figure 5 illustrates the dependence of the angular power on the total number of MSPs in the model N_{MSP} . Here we adopted the Reference Model but varied N_{MSP} ; for each value of N_{MSP} , maps for ten realizations of the MSP emission were generated. As before, MSPs with individual fluxes above the detection threshold were not included in the maps. The average C_P of the ten maps for each N_{MSP} is shown in the figure. As expected for a Poisson-like source distribution, the angular power scales inversely with the number of MSPs.

It is important to confirm that the expected variation of the spectral parameters of MSPs within the Galactic population, in particular the distribution of cutoff energies, does not introduce an energy dependence into the angular power spectrum. For a source distribution that is independent of energy (i.e., a source class in which each member has the same observed intensity energy spectrum), the fluctuation angular power spectrum is also energy-independent. Energy dependence of anisotropy indicates a change in the spatial

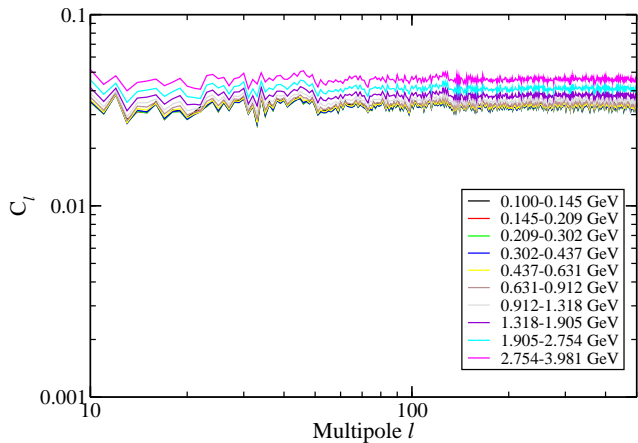


Figure 6. Energy dependence of the angular power spectrum of the emission from the MSP Spectral Variation Model. The angular power spectrum shown for each energy bin has been averaged over ten Monte Carlo realizations, and was calculated with $|b| < 40^\circ$ masked.

distribution of the contributing sources with energy, and can be used to identify the presence of multiple populations or populations whose properties vary significantly with energy (Siegal-Gaskins & Pavlidou 2009). The angular power spectra of some astrophysical gamma-ray source populations are expected to exhibit a mild, characteristic energy dependence due to, e.g., large variations in the spectral properties of individual members of a source class, attenuation by interactions with the extragalactic background light (EBL), and redshifting (see, e.g., Ando & Komatsu 2006; Zhang & Beacom 2004). In contrast, the angular power spectrum of emission from Galactic dark matter annihilation or decay would be constant in energy since the energy spectrum is fixed for a given dark matter particle, and emission from Galactic sources is not subject to redshifting and EBL attenuation.

The energy dependence of the angular power spectrum of ten realizations of the Spectral Variation Model is examined in Fig. 6. The angular power spectrum of the MSP emission was calculated in each of 10 logarithmically-spaced energy bins, and then averaged over the ten realizations. The amplitude of the angular power spectrum at a given multipole varies by less than a factor of 2 over the energy range considered, and the variation is noticeable only for the highest energy bins ($E \gtrsim 1$ GeV). The slight increase in the angular power at high energies is expected for the Spectral Variation Model since, due to the variation in cutoff energies within the MSP population for this scenario, some MSPs no longer contribute to the intensity at the highest energy bins, decreasing the number density of sources \mathcal{N} and thereby increasing the angular power C_P .

5 OBSERVATIONAL CONSTRAINTS

With the aid of *Fermi* data, constraints can be placed on the abundance and emission properties of gamma-ray MSPs in the Galaxy. We impose the requirement that the MSPs do not overproduce the IGRB intensity or anisotropy in the energy range from 1 to 2 GeV, and determine the parameter space of MSP models which is compatible with this con-

straint. Since confirmed source populations other than MSPs (e.g., blazars) are expected to contribute both intensity and anisotropy to the IGRB, allowing MSPs to contribute all of the measured intensity or anisotropy is a conservative choice.

To assess the contribution of an individual source class to the total measured IGRB anisotropy $C_{\ell,\text{tot}}$ we construct the dimensionful angular power spectrum of the intensity by multiplying the (dimensionless) fluctuation angular power spectrum of a single source class C_ℓ by the mean intensity $\langle I \rangle$ of that source class squared, $\langle I \rangle^2 C_\ell$, where the mean intensity is calculated on the unmasked region of the sky.

Preliminary results from *Fermi* indicate that the IGRB angular power spectrum is approximately constant for $\ell \gtrsim 100$, so we identify that measurement as $C_{P,\text{IGRB}}$. The preliminary *Fermi* measurement of the IGRB angular power spectrum for the energy range of 1-2 GeV, weighted by the mean intensity squared, is $(I^2 C_P)_{\text{IGRB}} \simeq 6.2 \times 10^{-18} (\text{cm}^{-2} \text{s}^{-1} \text{sr}^{-1})^2 \text{sr}$ (Siegal-Gaskins J. for the Fermi-LAT Collaboration 2010). The value of $(I^2 C_P)_{\text{IGRB}}$ used here represents the mean of the data points from multipoles of $\ell = 100$ to $\ell = 200$. We constrain the MSP contribution to the anisotropy at the $2\text{-}\sigma$ level, i.e., $I_{\text{tot,MSP}}^2 C_{P,\text{MSP}} \leq (I^2 C_P)_{\text{IGRB}} + 2\sigma_{\text{aniso}}$ for 1-2 GeV, where σ_{aniso} denotes the mean reported uncertainty on the data points.

Similarly, we derive a constraint from the intensity of the IGRB by requiring $I_{\text{tot,MSP}} \leq I_{\text{IGRB}} + 2\sigma_I$, integrated from 1 to 2 GeV. *Fermi*'s measurement of the IGRB energy spectrum is consistent with a power-law with spectral index $\Gamma_{\text{IGRB}} = 2.41$ and $I(> 100\text{MeV}) = 1.03 \times 10^{-5} \text{cm}^{-2} \text{s}^{-1} \text{sr}^{-1}$ (Abdo et al. 2010b)¹, so we adopt this parameterization to determine the integrated intensity of the IGRB from 1 to 2 GeV, I_{IGRB} . The parameter σ_I is the reported uncertainty in the normalization of the power-law fit to the IGRB intensity.

For the MSP intensity and anisotropy, we adopt the Reference Model and mask $|b| < 30^\circ$ to match the latitude mask used in the preliminary *Fermi* anisotropy measurement. To explore the dependence of the results on the gamma-ray flux distribution of the MSPs, we define $F_1 \equiv I_{\text{tot,MSP}} \Omega_{\text{sky}} / (f_{\text{out}} N_{\text{MSP}})$ to parameterize the typical flux contributed by a MSP outside of the mask. The parameter $I_{\text{tot,MSP}}$ is the mean intensity from all MSPs outside the mask, $\Omega_{\text{sky}} = 4\pi f_{\text{sky}}$ is the solid angle of the unmasked sky, and N_{MSP} is the total number of MSPs in the model, as before. The parameter f_{out} is the average fraction of MSPs outside the mask, which is determined by the spatial distribution adopted for the MSPs. We calculated $f_{\text{out}} = 0.03$ by averaging the fraction of MSPs with $|b| > 30^\circ$ in 10 Monte Carlo realizations. The intensity $I_{\text{tot,MSP}}$ and angular power of intensity fluctuations $C_{P,\text{MSP}}$ for the MSPs are normalized

¹ We note that the intensity of the IGRB used in the anisotropy measurement is not equivalent to I_{IGRB} . The value of I_{IGRB} was determined by a fitting procedure to remove any spatially-dependent components, while the mean intensity of the emission for the anisotropy measurement was calculated by simply applying a mask excluding $|b| < 30^\circ$ and masking point sources. The procedure we used to calculate the mean intensity of the MSPs, i.e., excluding $|b| < 30^\circ$ and emission from individual MSPs above the threshold flux, thus closely corresponds to the approach used in the *Fermi* anisotropy analysis.

using the Reference Model values for N_{MSP} and F_1 . The intensity of the MSP model then scales as $I_{\text{tot,MSP}} \propto F_1 N_{\text{MSP}}$ and the anisotropy as $C_{\text{P,MSP}} \propto 1/N_{\text{MSP}}$.

Figure 7 shows the regions of the MSP model parameter space excluded by the *Fermi* measurement of the IGRB intensity and preliminary measurement of the IGRB anisotropy. The Reference Model is compatible with both the intensity and anisotropy constraints, but an increase in F_1 of only a factor of two would violate the anisotropy constraint, while the intensity constraint would allow F_1 of more than an order of magnitude greater than the Reference Model value for the reference N_{MSP} . In general, the anisotropy constraint is significantly stronger than the intensity constraint for MSP fluxes and abundances near the reference values.

With regard to the intensity constraint, we caution that our constraint was derived under the assumption that the high-latitude MSP intensity would appear as a contribution to the measured IGRB intensity. The *Fermi* IGRB measurement (Abdo et al. 2010b) represents the mean intensity of the all-sky emission that appears to be isotropic on large angular scales. This measurement was determined by a fit to the data using models to describe the non-isotropic components, specifically the Galactic diffuse emission arising from cosmic-ray interactions with interstellar gas and photon fields, gamma-rays associated with the solar radiation field, and detected sources, as well as isotropic contamination from misidentified cosmic-ray events. The high-latitude emission from MSPs as calculated in the present study is not fully isotropic on large angular scales, but rather may exhibit a mild gradient away from the Galactic plane. Consequently, although unresolved source populations such as MSPs were not explicitly included in the models used in the IGRB intensity spectrum analysis, some or all of the unresolved MSP emission could have been excluded from the reported measurement of the IGRB due to correlations between its large-scale spatial distribution and that of the modelled components.

6 DISCUSSION

For the purpose of studying the potential contribution of Galactic MSPs to the anisotropy and intensity of the IGRB, we adopted the semi-empirical models outlined in F-GL10 for the spatial and luminosity distributions of this population. Although tens of thousands of gamma-ray MSPs are expected to live in the Galaxy, only a few tens of MSPs have now been detected individually at gamma-ray energies, presenting a significant challenge to constructing an accurate population model for this source class.

The spatial distribution we used is one that is commonly assumed in semi-analytic population studies of MSPs. This spatial model is almost certainly too simplistic, however improved versions require population synthesis models for Galactic compact objects, including a detailed treatment of kinematics in the Galactic gravitational potential and of natal supernova kicks, which generally involve severe uncertainties. Should additional features in the large-scale spatial distribution of MSPs be robustly predicted by such studies, these could be used as additional observational signatures tracing a MSP component in the IGRB.

Even without the aid of more detailed models to pin down large-scale features in diffuse emission from MSPs, the general trend of the dependence of the small-scale anisotropy on the spatial distribution of MSPs can be predicted. We showed that the Poisson contribution to the (dimensionless) angular power spectrum C_{P} is the dominant contribution to the total angular power from high-latitude MSPs for multipoles $\ell \gtrsim 100$. Since C_{P} is inversely proportional to the number density of sources per solid angle, we expect that adopting a more extended spatial distribution that results in a smaller number of MSPs per solid angle will lead to a correspondingly larger C_{P} . For the high-latitude sky regions we considered, extending the height of the latitude distribution is likely to have the most pronounced effect.

We demonstrated that, for our Reference Model, the reference values for the abundance and average high-latitude MSP flux imply a non-trivial contribution from MSPs to the measured angular power spectrum of the IGRB, despite their contribution to the IGRB intensity of only a few percent. In our treatment we focused on the properties of the MSP population which directly impact the IGRB observables. In particular, we defined the parameter F_1 to describe the mean flux of a MSP with $|b| > 30^\circ$ in order to encapsulate the information contained in the spatial and luminosity distributions of the MSPs. Casting our results in terms of F_1 also provides a means of addressing the uncertainty in the gamma-ray efficiency of MSPs, since for MSPs obeying the relation $L_\gamma \propto \dot{E}$, as the overwhelming majority of MSPs in our adopted model do, the gamma-ray flux is linearly proportional to the assumed efficiency factor f_γ^{max} (see Eq. 3). It is important to note that since the luminosity distribution is determined by the distributions of rotation periods and magnetic fields within the population, models which predict alternative distributions for these parameters would result in a different predicted C_{P} , if the resulting luminosity distribution differed from that assumed in this work.

To model the energy spectra of the MSP population, we used an empirical approach, determining the spectral shape and expected distribution of spectral parameters from the spectral properties of a small set of *Fermi*-detected MSPs. Based on that sample, which exhibited little variation in spectral properties, we demonstrated that the dimensionless angular power spectrum of intensity fluctuations from MSPs exhibits only a very mild energy dependence due to spectral variation within the population, and that making the approximation that all MSPs have identical energy spectra had a negligible impact on the predicted anisotropy from this population.

Although the energy-dependence of the dimensionless anisotropy from MSPs alone is minimal, the dimensionful contribution of MSPs to the IGRB anisotropy is strongly energy-dependent, since it depends on the contribution of MSPs to the IGRB intensity at each energy. We considered the measured IGRB anisotropy at energies from 1 to 2 GeV, which approximately maximizes the MSP contribution to the IGRB intensity for our assumed MSP energy spectrum. The MSP energy spectrum cuts off just above that energy range, resulting in a much decreased contribution to the IGRB anisotropy. If the energy spectra of MSPs not yet detected by *Fermi* have cutoff energies much larger than a few GeV, MSPs may imprint their signature in the anisotropy of the IGRB at higher energies as well. However, this sce-

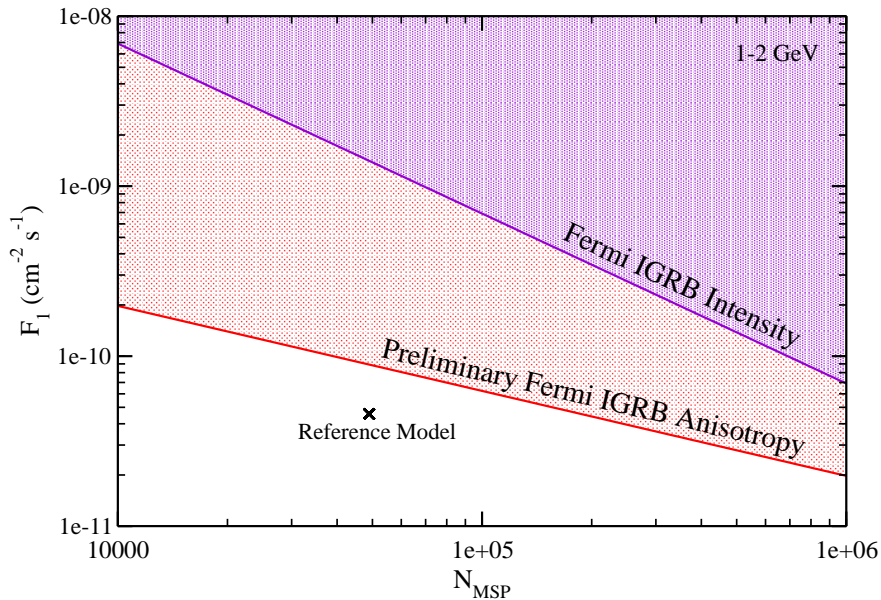


Figure 7. Constraints on MSP population properties from the intensity and anisotropy of the IGRB in the energy range 1-2 GeV. MSP models above the lines exceed the measured value of the total IGRB intensity or anisotropy plus 2σ . The reference values for the parameters F_1 and N_{MSP} are marked.

nario seems unlikely since the gamma-ray emission detected by *Fermi* from the globular cluster 47 Tucanae, which is expected to host a high concentration of MSPs, has an energy spectrum that is indeed consistent with that of a population of gamma-ray MSPs with spectral properties similar to the other *Fermi*-detected MSPs (Webb & Knodlseder 2010).

A potential challenge for interpreting the results of an anisotropy measurement is correctly identifying the source populations contributing to the anisotropy. We found that unresolved MSPs could account for an appreciable fraction of the IGRB anisotropy from 1 to 2 GeV, but it is quite likely that source populations other than MSPs also contribute at those energies. Examining the energy-dependence of the total anisotropy could help distinguish the contributions of different source populations by taking advantage of differences in their collective energy spectra. For example, if the energy spectrum of MSPs cuts off abruptly above a few GeV, this source class cannot provide a similarly large contribution to the anisotropy above the cutoff energy scale.

Using the energy dependence of anisotropy to distinguish specific source populations is only possible, however, if plausible contributing source classes have distinct energy spectra. In this sense, MSPs could in principle be difficult to distinguish from dark matter annihilation or decay in an anisotropy measurement, due to a general similarity in the shapes of the MSP and dark matter energy spectra for some dark matter models (see Fig. 3). The effective energy resolution of an anisotropy measurement with *Fermi* is limited by the required width of energy bins in order to achieve the statistics necessary to detect such small anisotropies. Since the energy spectra of MSPs cuts off at ~ 1 to 3 GeV, while the energy spectrum of emission from annihilation of dark matter particles extends up to the dark matter particle mass, or half of the dark matter particle mass in the case of decay,

the similarity is only likely to be problematic for very light dark matter candidates with masses \lesssim a few tens of GeV. Most standard WIMP dark matter candidates have masses much larger than this, and therefore MSPs are unlikely to interfere with anisotropy-based searches in gamma rays for the majority of dark matter candidates.

In spite of a preliminary *Fermi* detection of anisotropies in the IGRB at energies of a few GeV, the sensitivity of anisotropy measurements at higher energies is limited by decreasing photon statistics, and consequently constraints on anisotropies in the IGRB at the level detected in the 1 to 2 GeV band are not yet available for energies much above this range. We anticipate that future measurements with improved statistics will be better able to constrain the contributions of specific source classes to gamma-ray emission using energy-dependent anisotropy.

In this work we focused on small angular scale fluctuations in the IGRB, however, large angular scale features can provide key information to help identify the origin of the observed emission, particularly for distinguishing a Galactic dark matter signal, which is expected to display a spherical symmetry about the Galactic Centre on large angular scales, and other Galactic source populations, including MSPs, which instead are typically symmetric about the Galactic plane (Hooper & Serpico 2007; Ibarra et al. 2009; Malyshev et al. 2010). Furthermore, a complementary anisotropy statistic, the 1-pt flux PDF, could also be used to help disentangle the contributions of multiple source populations to diffuse emission (Lee et al. 2009; Dodelson et al. 2009; F-GL10; Baxter et al. 2010).

Although we have not considered these signals here, anisotropy signatures due to interactions of high-energy e^\pm injected by MSPs may also be imprinted in emission at lower energies. This possibility has been studied in the context of

high-energy charged particles produced in dark matter annihilation in Galactic subhalos, which could lead to signatures in synchrotron emission at radio frequencies from the interactions of e^\pm in Galactic magnetic fields (Zhang & Sigl 2008), and in low-latitude gamma-ray emission from the inverse Compton up-scattering of interstellar radiation field photons by the injected high-energy e^\pm (Zhang et al. 2010).

As more individual MSPs are detected at gamma-ray energies, a more accurate population model will emerge. Anisotropy studies can offer complementary information to that obtained from studies of detected sources by probing the collective properties of the unresolved members of a source class. For MSPs, which are a source class with relatively few individually detected members, anisotropy analysis could be an important technique to improve our understanding of the characteristics of MSPs at the population level, including their abundance and spatial distribution in the Galaxy.

ACKNOWLEDGMENTS

We acknowledge Tim Linden, Kohta Murase, Marco Pierbattista, and Todd Thompson for helpful discussions. This work was partially supported by NASA through the Fermi GI Program grant number NNX09AT74G. JSG was supported in part by NSF CAREER Grant PHY-0547102 (to John Beacom). RR and TW are supported by DOE grant DE-FG02-91ER406. JSG, RR, and TW also acknowledge support from The Ohio State University Center for Cosmology and Astro-Particle Physics. VP acknowledges support for this work provided by NASA through Einstein Postdoctoral Fellowship grant number PF8-90060 awarded by the Chandra X-ray Center, which is operated by the Smithsonian Astrophysical Observatory for NASA under contract NAS8-03060. SP acknowledges support from the National Science Foundation, award PHY-0757911-001, and from an Outstanding Junior Investigator Award from the Department of Energy, DE-FG02-04ER41286.

REFERENCES

- Abazajian K. N., 2010, arXiv:1011.4275
 Abdo A. A., et al., 2009a, *Science*, 325, 848
 Abdo A. A., et al., 2009b, *ApJ*, 700, 597
 Abdo A. A., et al., 2009c, *ApJS*, 183, 46
 Abdo A. A., et al., 2010a, *ApJS*, 187, 460
 Abdo A. A., et al., 2010b, *Phys. Rev. Lett.*, 104, 101101
 Ando S., 2009, *Phys. Rev.*, D80, 023520
 Ando S., Komatsu E., 2006, *Phys.Rev.*, D73, 023521
 Ando S., Komatsu E., Narumoto T., Totani T., 2007, *Phys. Rev.*, D75, 063519
 Ando S., Pavlidou V., 2009, *MNRAS*, 400, 2122
 Arons J., 1996, *A&AS*, 120, C49+
 Atwood W., et al., 2009, *ApJ*, 697, 1071
 Bailes M., Kniffen D. A., 1992, *ApJ*, 391, 659
 Baxter E. J., Dodelson S., Koushiappas S. M., Strigari L. E., 2010, arXiv:1006.2399
 Bhatia V. B., Misra S., Panchapakesan N., 1997, *ApJ*, 476, 238
 Bhattacharya D., Srinivasan G., 1991, *JA&A*, 12, 17
 Brandt W. N., Hasinger G., 2005, *ARA&A*, 43, 827
 Browning R., Ramsden D., Wright P. J., 1971, in *International Cosmic Ray Conference Vol. 1 of International Cosmic Ray Conference, Detection of Pulsed Gamma Radiation from the Crab Nebula.* pp 63–+
 Cuoco A., Brandbyge J., Hannestad S., Haugbølle T., Miele G., 2008, *Phys. Rev. D*, 77, 123518
 Cuoco A., Sellerholm A., Conrad J., Hannestad S., 2010, arXiv:1005.0843
 Dodelson S., Belikov A. V., Hooper D., Serpico P., 2009, *Phys. Rev. D*, 80, 083504
 Faucher-Giguere C. A., Loeb A., 2010, *JCAP*, 1001, 005
 Fields B. D., Pavlidou V., Prodanović T., 2010, *ApJ*, 722, L199
 Fornasa M., Pieri L., Bertone G., Branchini E., 2009, *Phys.Rev.*, D80, 023518
 Gorski K., Hivon E., Banday A., Wandelt B., Hansen F., et al., 2005, *ApJ*, 622, 759
 Harding A. K., 1981, *ApJ*, 247, 639
 Hensley B. S., Siegal-Gaskins J. M., Pavlidou V., 2010, *ApJ*, 723, 277
 Hickox R. C., Markevitch M., 2006, *ApJ*, 645, 95
 Hickox R. C., Markevitch M., 2007, *ApJ*, 661, L117
 Hooper D., Goodenough L., 2010, arXiv:1010.2752
 Hooper D., Serpico P. D., 2007, *JCAP*, 0706, 013
 Ibarra A., Tran D., Weniger C., 2009, arXiv:0909.3514
 Kiziltan B., Thorsett S. E., 2010, *ApJ*, 715, 335
 Lee S. K., Ando S., Kamionkowski M., 2009, *JCAP*, 7, 7
 Lorimer D. R., 2001, *Living Reviews in Relativity*, 4, 5
 Malyshev D., Bovy J., Cholis I., 2010, arXiv:1007.4556
 Miniati F., Koushiappas S. M., Di Matteo T., 2007, *ApJ*, 667, L1
 Phinney E. S., Kulkarni S. R., 1994, *ARA&A*, 32, 591
 Siegal-Gaskins J. M., 2008, *JCAP*, 0810, 040
 Siegal-Gaskins J. M., Pavlidou V., 2009, *Phys. Rev. Lett.*, 102, 241301
 Siegal-Gaskins J. for the Fermi-LAT Collaboration, 2010, Presentation at Identification of Dark Matter 2010
 Stecker F., Salamon M., 1996, *ApJ*, 464, 600
 Strong A. W., Moskalenko I. V., Reimer O., 2000, *ApJ*, 537, 763
 Taoso M., Ando S., Bertone G., Profumo S., 2009, *Phys. Rev. D*, 79, 043521
 Venters T. M., Pavlidou V., 2007, *AIP Conf. Proc.*, 921, 163
 Webb N. A., Knodlseder J., 2010, arXiv:1001.1855
 Zavala J., Springel V., Boylan-Kolchin M., 2010, *MNRAS*, 405, 593
 Zhang L., Miniati F., Sigl G., 2010, arXiv:1008.1801
 Zhang L., Sigl G., 2008, *JCAP*, 0809, 027
 Zhang P.-J., Beacom J. F., 2004, *ApJ*, 614, 37