

LARGE-ANGLE CORRELATION ANOMALIES AND ODD-PARITY PREFERENCE IN CMB DATA

JAISEUNG KIM AND PAVEL NASELSKY

Niels Bohr Institute & Discovery Center, Blegdamsvej 17, DK-2100 Copenhagen, Denmark

Submitted to the Astrophysical Journal Letter

ABSTRACT

Angular power spectrum of CMB anisotropy and two point angular point correlation possess some equivalence. Noting this, we have investigated the association between the WMAP large-angle correlation anomalies and the WMAP power spectrum anomaly. We find the odd-parity preference in the power spectrum at low multipoles is the phenomenological origin of large-angle correlation anomalies. At this moment, it is not clear whether the odd-parity preference at large scales is due to unaccounted contamination or indeed cosmological. However, the data from Planck surveyor may allow us to resolve the origin of the anomaly.

Subject headings: cosmic background radiation — early universe — methods: data analysis — methods: statistical

1. INTRODUCTION

Over the past years, there have been great successes in measurement of CMB anisotropy by ground and satellite observations (Jarosik et al. 2010; Reichardt and et al. 2009; Pryke and et al. 2009; Tauber et al. 2010). Since the initial release, the WMAP data have undergone through scrutiny, and various anomalies have been reported (Cruz et al. 2005, 2006, 2007, 2008; de Oliveira-Costa et al. 2004; Copi et al. 2004; Schwarz et al. 2004; Copi et al. 2006, 2007; Land and Magueijo 2005a, 2007; Rakić and Schwarz 2007; Land and Magueijo 2005b; Park 2004; Chiang et al. 2003; Naselsky et al. 2004; Eriksen et al. 2004; Hansen et al. 2009; Hoftuft et al. 2009; Kim and Naselsky 2009a,b, 2010a,b; Copi et al. 2010; Gruppuso et al. 2010; Bennett et al. 2010; Kim and Naselsky 2010c).

In the angular correlation of WMAP data, there are reports on anomalies at large angles, which is first noticed in COBE-DMR data (Hinshaw et al. 2009), and later confirmed by the WMAP data with higher significance (Spergel et al. 2003; Copi et al. 2009). In the angular power spectrum of WMAP data, there exist anomalous odd-parity preference at low multipoles (Land and Magueijo 2005b; Kim and Naselsky 2010a,b; Gruppuso et al. 2010; Kim and Naselsky 2010c). The angular power spectrum and the two point angular point correlation function possess some equivalence. Noting this, we have investigated the association between the odd-parity preference in the WMAP power spectrum and the angular correlation anomalies. In this letter, we show the odd-parity preference of the WMAP power spectrum at low multipoles is the phenomenological origin of large-angle correlation anomalies.

2. CMB ANISOTROPY

CMB anisotropy over whole-sky is conveniently decomposed in terms of spherical harmonics:

$$T(\hat{\mathbf{n}}) = \sum_{lm} a_{lm} Y_{lm}(\hat{\mathbf{n}}),$$

jkim@nbi.dk

where a_{lm} and $Y_{lm}(\hat{\mathbf{k}})$ are a decomposition coefficient and a spherical harmonic function. In most of inflationary models, decomposition coefficients of CMB anisotropy follow the Gaussian distribution of the following statistical properties:

$$\langle a_{lm} a_{lm}^* \rangle = C_l \quad (1)$$

where $\langle \dots \rangle$ denotes the average over an ensemble of universes. Given a standard cosmological model, we expect Sach-Wolf plateau for CMB power spectrum at low multipoles (Dodelson 2003):

$$l(l+1)C_l \sim \text{const.} \quad (2)$$

CMB anisotropy field may be considered as the sum of even and odd parity functions:

$$T(\hat{\mathbf{n}}) = T^+(\hat{\mathbf{n}}) + T^-(\hat{\mathbf{n}}), \quad (3)$$

where

$$T^+(\hat{\mathbf{n}}) = \frac{T(\hat{\mathbf{n}}) + T(-\hat{\mathbf{n}})}{2}, \quad (4)$$

$$T^-(\hat{\mathbf{n}}) = \frac{T(\hat{\mathbf{n}}) - T(-\hat{\mathbf{n}})}{2}. \quad (5)$$

Using the parity property of spherical harmonics $Y_{lm}(\hat{\mathbf{n}}) = (-1)^l Y_{lm}(-\hat{\mathbf{n}})$ (Arfken and Weber 2000), it is straightforward to show

$$T^+(\hat{\mathbf{n}}) = \sum_{l=\text{even}} \sum_m a_{lm} Y_{lm}(\hat{\mathbf{n}}), \quad (6)$$

$$T^-(\hat{\mathbf{n}}) = \sum_{l=\text{odd}} \sum_m a_{lm} Y_{lm}(\hat{\mathbf{n}}). \quad (7)$$

Obviously, the power spectrum of even and odd multipoles are associated with $T^+(\hat{\mathbf{n}})$ and $T^-(\hat{\mathbf{n}})$ respectively. Given the Λ CDM model, we do not expect any features distinct between even and odd multipoles. However, there are reports on anomalous odd multipole preference in WMAP power spectrum (i.e. power excess in odd multipoles and deficit in even multipoles) at low multipoles ($2 \leq l \leq 22$) (Kim and Naselsky 2010a,b; Gruppuso et al. 2010).

The expectation value of the CMB angular correlation is given by (Padmanabhan 1993):

$$C(\theta) = \sum_l \frac{2l+1}{4\pi} W_l C_l P_l(\cos\theta), \quad (8)$$

where θ is a separation angle, W_l is the window function of the observation, C_l is the CMB power spectrum, P_l is a Legendre polynomial. In Fig. 1, we have plot-

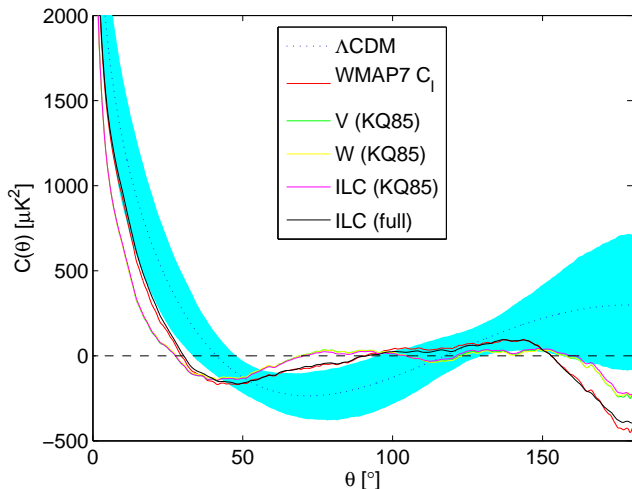


Figure 1. the two-point angular correlation: shaded region denotes 1σ ranges, as determined by Monte-Carlo simulations.

ted the angular correlation of the WMAP 7 year data, where WMAP team's Internal Linear Combination (ILC) map, and foreground reduced maps of V and W band are considered. Except for 'ILC (full)', we have applied the WMAP team's KQ85 foreground mask. We have also reconstructed the correlation, using the WMAP 7 power spectrum data, which is denoted as 'WMAP7 C_l ' in the same plot. Angular correlation of WMAP data with different foreground masks or earlier data may be found in (Spergel et al. 2003; Copi et al. 2009).

In order to investigate a large-angle correlation anomaly, Spergel et al. (2003) have defined the $S_{1/2}$ statistic:

$$S_{1/2} = \int_{-1}^{1/2} (C(\theta))^2 \sin\theta d\theta. \quad (9)$$

Given the angular correlation of WMAP data, the $S_{1/2}$ statistic yields an unusually low value (Spergel et al. 2003; Copi et al. 2009). Noting the term $\sin\theta d\theta$ in the integrand, we may easily see that highest contribution to the integral comes from the vicinity of $\theta = 90^\circ$. From Fig. 1, we may see angular correlation of WMAP data is close to zero at ($70^\circ \lesssim \theta \lesssim 110^\circ$). Therefore, we find the lack of angular correlation at ($70^\circ \lesssim \theta \lesssim 110^\circ$) is mainly responsible for the low value of $S_{1/2}$ statistic in WMAP data. In addition to the low value of $S_{1/2}$, we may see non-negligible deviation of data at ($\theta \gtrsim 150^\circ$). Hence, there exist, largely, two anomalies in CMB angular correlation: the lack of correlation at angles ($70^\circ \lesssim \theta \lesssim 110^\circ$) and the significant downward deviation at largest angles ($\theta \gtrsim 150^\circ$). We are going to show these anomalies

are, in fact, are due to the odd-parity preference of the WMAP power spectrum at low multipoles ($2 \leq l \leq 22$) (Kim and Naselsky 2010a,b; Gruppuso et al. 2010). Using Eq. 2 and 8, we may show

$$\begin{aligned} C(\theta) &= \sum_l \frac{l(l+1)C_l}{2\pi} \frac{2l+1}{2l(l+1)} W_l P_l(\cos\theta) \\ &\approx \alpha F(\theta) + \beta G(\theta) + \sum_{l=24} \frac{2l+1}{4\pi} W_l C_l P_l(\cos\theta), \end{aligned} \quad (10)$$

where α and β are positive constants, and

$$\begin{aligned} F(\theta) &= \sum_{l=\text{even}}^{23} \frac{2l+1}{2l(l+1)} W_l P_l(\cos\theta), \\ G(\theta) &= \sum_{l=\text{odd}}^{23} \frac{2l+1}{2l(l+1)} W_l P_l(\cos\theta). \end{aligned}$$

In Eq. 10, we have made the splitting at 23, instead of 22, so that $F(\theta)$ and $G(\theta)$ contain the same number of summation terms. In Fig. 2, we show $F(\theta)$ and $G(\theta)$ at

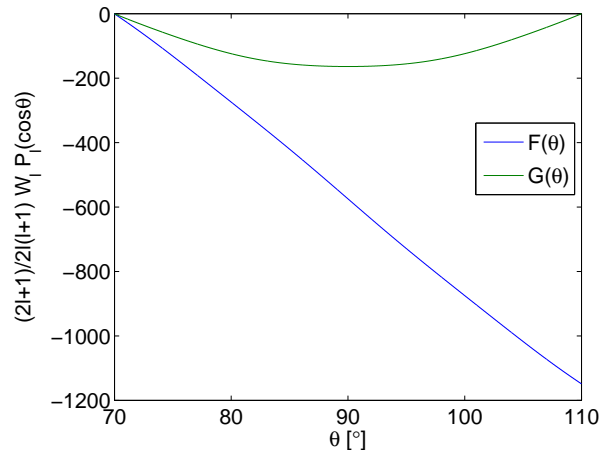


Figure 2. the relative contribution of even and odd multipoles ($l \leq 23$) to angular correlation ($70^\circ \leq \theta \leq 110^\circ$)

($70^\circ \lesssim \theta \lesssim 110^\circ$), which shows $F(\theta) \ll G(\theta) \lesssim 0$. As discussed previously, there exist anomalous odd-parity preference at low multipoles (i.e. $0 < \alpha \ll \beta$). Therefore, $|\alpha F(\theta) + \beta G(\theta)|$ have a small value, which leads to the low value of $S_{1/2}$.

In Fig. 3, we show $F(\theta)$ and $G(\theta)$ at $150^\circ \leq \theta \leq 180^\circ$, which shows $F(\theta) > 0$, $G(\theta) < 0$. In other words, even low multipoles makes positive contribution, while odd low multipoles makes negative contribution. Noting $F(\theta) > 0$, $G(\theta) < 0$ and $0 < \alpha \ll \beta$, we may easily see $\alpha F(\theta) + \beta G(\theta) \ll 0$, which leads to significant negative correlation at largest angles ($150^\circ \leq \theta \leq 180^\circ$).

In Fig. 4, we have plotted the theoretical correlation, where we have embedded odd or even parity preference by multiplying asymmetry constants to the CMB power spectrum of WMAP concordance model. For even multipoles and odd multipoles ($l \leq 23$), we have multiplied C_l with $2r/(r+1)$ and $2/(r+1)$ respectively. Note that

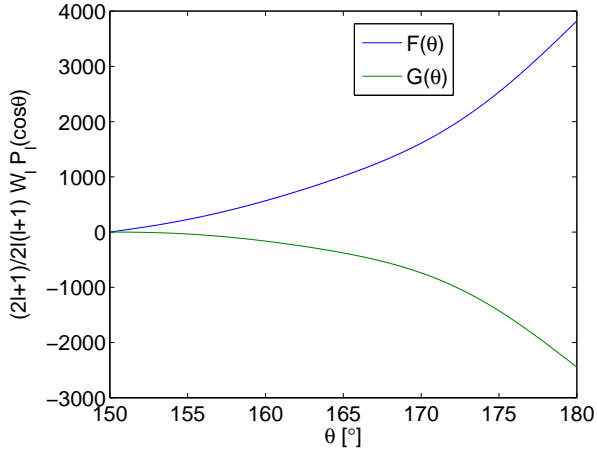


Figure 3. the relative contribution of even and odd multipoles ($l \leq 23$) to angular correlation ($150^\circ \leq \theta \leq 180^\circ$)

r is an asymmetry ratio, and r smaller than 1 corresponds to odd parity preference, and vice versa. From Fig. 4, we may see the lack of large-angle correlation at ($70^\circ \leq \theta \leq 110^\circ$) and the significant downward deviation at ($150^\circ \leq \theta \leq 180^\circ$), when r is lower than 1 (i.e. odd parity preference). It is worth to note that even parity preference (i.e. $r > 1$) rather produces opposite features. From Fig. 4, we confirm our finding that

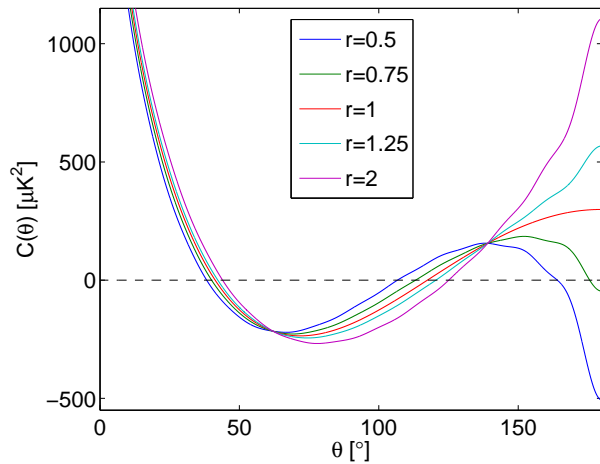


Figure 4. CMB angular correlation for various asymmetry ratio r : the value of r smaller than 1 corresponds to odd-parity preference, and $r > 1$ to even-parity preference.

the angular correlation anomalies in WMAP data is due to the anomalous odd-parity preference in the angular power spectrum at low multipoles. It should be kept in mind that Fig. 4 is based on a simple toy model (i.e. the constant r), and is not intended for very rigorous comparison with data.

3. DISCUSSION

The angular power spectrum and the two point angular correlation function possess some equivalence. Noting this, we have investigated the association between the WMAP large-angle correlation anomalies and the odd-parity preference of the WMAP power spectrum at low multipoles. We find the odd-parity preference at low

multipoles is the phenomenological origin of the large-angle correlation anomalies.

At this moment, it is not clear whether the odd-parity preference at large angles is due to unaccounted contamination or indeed cosmological (Kim and Naselsky 2010b). However, the Planck surveyor data, which possesses wide frequency coverage and systematics distinct from the WMAP, may allow us to resolve its origin. Most of all, low noise polarization power spectrum from Planck data will greatly help us to resolve its origin.

4. ACKNOWLEDGMENTS

We acknowledge the use of the Legacy Archive for Microwave Background Data Analysis (LAMBDA). Our data analysis made the use of HEALPix (Gorski et al. 1999; Gorski et al. 2005) and SpICE (Szapudi et al. 2000, 2001). This work is supported in part by Danmarks Grundforskningsfond, which allowed the establishment of the Danish Discovery Center. This work is supported by FNU grant 272-06-0417, 272-07-0528 and 21-04-0355.

REFERENCES

- George B. Arfken and Hans J. Weber. *Mathematical Methods for Physicists*. Academic Press, San Diego, CA USA, 5th edition, 2000.
- C. L. Bennett, R. S. Hill, G. Hinshaw, D. Larson, K. M. Smith, J. Dunkley, B. Gold, M. Halpern, N. Jarosik, A. Kogut, E. Komatsu, M. Limon, S. S. Meyer, M. R. Nolte, N. Odegard, L. Page, D. N. Spergel, G. S. Tucker, J. L. Weiland, E. Wollack, and E. L. Wright. Seven-Year Wilkinson Microwave Anisotropy Probe (WMAP) Observations: Are There Cosmic Microwave Background Anomalies? January 2010. arXiv:1001.4758.
- L.-Y. Chiang, P. D. Naselsky, O. V. Verkhodanov, and M. J. Way. Non-Gaussianity of the Derived Maps from the First-Year Wilkinson Microwave Anisotropy Probe Data. *ApJ*, 590:L65–L68, June 2003. doi:10.1086/376822.
- C. J. Copi, D. Huterer, and G. D. Starkman. Multipole vectors: A new representation of the CMB sky and evidence for statistical anisotropy or non-Gaussianity at $2 \leq l \leq 8$. *Phys. Rev. D*, 70(4):043515+, August 2004. doi:10.1103/PhysRevD.70.043515.
- C. J. Copi, D. Huterer, D. J. Schwarz, and G. D. Starkman. On the large-angle anomalies of the microwave sky. *MNRAS*, 367:79–102, March 2006. doi:10.1111/j.1365-2966.2005.09980.x.
- C. J. Copi, D. Huterer, D. J. Schwarz, and G. D. Starkman. Uncorrelated universe: Statistical anisotropy and the vanishing angular correlation function in WMAP years 1–3. *Phys. Rev. D*, 75(2):023507+, 2007. doi:10.1103/PhysRevD.75.023507.
- C. J. Copi, D. Huterer, D. J. Schwarz, and G. D. Starkman. No large-angle correlations on the non-Galactic microwave sky. *MNRAS*, 399:295–303, October 2009. doi:10.1111/j.1365-2966.2009.15270.x. arXiv:0808.3767.
- C. J. Copi, D. Huterer, D. J. Schwarz, and G. D. Starkman. Large angle anomalies in the CMB. April 2010. arXiv:1004.5602.
- M. Cruz, E. Martínez-González, P. Vielva, and L. Cayón. Detection of a non-Gaussian spot in WMAP. *MNRAS*, 356:29–40, January 2005. doi:10.1111/j.1365-2966.2004.08419.x.
- M. Cruz, M. Tucci, E. Martínez-González, and P. Vielva. The non-Gaussian cold spot in Wilkinson Microwave Anisotropy Probe: significance, morphology and foreground contribution. *MNRAS*, 369:57–67, June 2006. doi:10.1111/j.1365-2966.2006.10312.x.
- M. Cruz, L. Cayón, E. Martínez-González, P. Vielva, and J. Jin. The Non-Gaussian Cold Spot in the 3 Year Wilkinson Microwave Anisotropy Probe Data. *ApJ*, 655:11–20, January 2007. doi:10.1086/509703.
- M. Cruz, E. Martínez-González, P. Vielva, J. M. Diego, M. Hobson, and N. Turok. The CMB cold spot: texture, cluster or void? *MNRAS*, 390:913–919, November 2008. doi:10.1111/j.1365-2966.2008.13812.x. arXiv:0804.2904.

- Angélica de Oliveira-Costa, Max Tegmark, Matias Zaldarriaga, and Andrew Hamilton. The significance of the largest scale CMB fluctuations in WMAP. *Phys. Rev. D*, 69:063516, 2004.
- Scott Dodelson. *Modern Cosmology*. Academic Press, 2nd edition, 2003.
- H. K. Eriksen, F. K. Hansen, A. J. Banday, K. M. Górski, and P. B. Lilje. “Asymmetries in the Cosmic Microwave Background Anisotropy Field”. *ApJ*, 609:1198–1199, July 2004. doi:10.1086/421972.
- K. M. Gorski, B. D. Wandelt, F. K. Hansen, E. Hivon, and A. J. Banday. The HEALPix Primer. May 1999. arXiv:astro-ph/9905275.
- K. M. Gorski, E. Hivon, A. J. Banday, B. D. Wandelt, F. K. Hansen, M. Reinecke, and M. Bartelman. HEALPix – a framework for high resolution discretization, and fast analysis of data distributed on the sphere. *ApJ*, 622:759, 2005.
- A. Gruppuso, F. Finelli, P. Natoli, F. Paci, P. Cabella, A. De Rosa, and N. Mandolesi. New constraints on Parity Symmetry from a re-analysis of the WMAP-7 low resolution power spectra. *ArXiv e-prints*, June 2010.
- F. K. Hansen, A. J. Banday, K. M. Górski, H. K. Eriksen, and P. B. Lilje. Power Asymmetry in Cosmic Microwave Background Fluctuations from Full Sky to Sub-Degree Scales: Is the Universe Isotropic? *ApJ*, 704:1448–1458, October 2009. doi:10.1088/0004-637X/704/2/1448.
- G. Hinshaw, A. Branday, C. Bennett, K. M. Gorski, C. H. Lineweaver, G. F. Smoot, and E. L. Wright. Two-Point Correlations in the COBE DMR Four-Year Anisotropy Maps. *ApJ*, 464:L25, October 2009. doi:10.1086/310076.
- J. Hoftuft, H. K. Eriksen, A. J. Banday, K. M. Górski, F. K. Hansen, and P. B. Lilje. Increasing Evidence for Hemispherical Power Asymmetry in the Five-Year WMAP Data. *ApJ*, 699: 985–989, July 2009. doi:10.1088/0004-637X/699/2/985. arXiv:0903.1229.
- N. Jarosik, C. L. Bennett, J. Dunkley, B. Gold, M. R. Greason, M. Halpern, R. S. Hill, G. Hinshaw, A. Kogut, E. Komatsu, D. Larson, M. Limon, S. S. Meyer, M. R. Nolta, N. Odegard, L. Page, K. M. Smith, D. N. Spergel, G. S. Tucker, J. L. Weiland, E. Wollack, and E. L. Wright. Seven-Year Wilkinson Microwave Anisotropy Probe (WMAP) Observations: Sky Maps, Systematic Errors, and Basic Results. 2010. arXiv:1001.4744.
- J. Kim and P. Naselsky. Cosmological Alfvén waves in the recent CMB data, and the observational bound on the primordial vector perturbation. *Journal of Cosmology and Astro-Particle Physics*, 7:41–+, July 2009a. doi:10.1088/1475-7516/2009/07/041. arXiv:0903.1930.
- J. Kim and P. Naselsky. Primordial f_{NL} non-Gaussianity and perturbations beyond the present horizon. *Phys. Rev. D*, 79 (12):123006–+, June 2009b. doi:10.1103/PhysRevD.79.123006. arXiv:0905.1781.
- J. Kim and P. Naselsky. Anomalous Parity Asymmetry of the Wilkinson Microwave Anisotropy Probe Power Spectrum Data at Low Multipoles. *ApJ*, 714:L265–L267, May 2010a. doi:10.1088/2041-8205/714/2/L265.
- J. Kim and P. Naselsky. Anomalous parity asymmetry of WMAP power spectrum data at low multipoles: is it cosmological or systematics? *Phys. Rev. D*, 82(6), January 2010b. doi:10.1103/PhysRevD.82.063002. arXiv:1002.0148.
- J. Kim and P. Naselsky. Parametric tension between even and odd multipole data of WMAP power spectrum: unaccounted contamination or missing parameters? *ApJ*, in press, August 2010c. arXiv:1008.1496.
- K. Land and J. Magueijo. Examination of Evidence for a Preferred Axis in the Cosmic Radiation Anisotropy. *Physical Review Letters*, 95(7):071301–+, August 2005a. doi:10.1103/PhysRevLett.95.071301.
- K. Land and J. Magueijo. The Axis of Evil revisited. *MNRAS*, 378:153–158, June 2007. doi:10.1111/j.1365-2966.2007.11749.x.
- K. Land and J. Magueijo. Is the Universe odd? *Phys. Rev. D*, 72 (10):101302–+, 2005b. doi:10.1103/PhysRevD.72.101302.
- Pavel D. Naselsky, Lung-Yih Chiang, Poul Olesen, and Oleg V. Verkhodanov. Primordial magnetic field and non-gaussianity of the 1-year wilkinson microwave anisotropy probe (wmap) data. *ApJ*, 615:45, 2004.
- T. Padmanabhan. *Structure Formation in the Universe*. Cambridge University Press, 1st edition, 1993.
- C.-G. Park. Non-Gaussian signatures in the temperature fluctuation observed by the Wilkinson Microwave Anisotropy Probe. *MNRAS*, 349:313–320, March 2004. doi:10.1111/j.1365-2966.2004.07500.x.
- C. Pryke and et al. Second and third season QUaD CMB temperature and polarization power spectra. *ApJ*, 692:1247, 2009. arXiv:0805.1944.
- A. Rakić and D. J. Schwarz. Correlating anomalies of the microwave sky. *Phys. Rev. D*, 75(10):103002–+, May 2007. doi:10.1103/PhysRevD.75.103002.
- C. L. Reichardt and et al. High-Resolution CMB Power Spectrum from the Complete ACBAR Data Set. *ApJ*, 694: 1200–1219, April 2009. doi:10.1088/0004-637X/694/2/1200. arXiv:0801.1491.
- D. J. Schwarz, G. D. Starkman, D. Huterer, and C. J. Copi. Is the Low- ℓ Microwave Background Cosmic? *Physical Review Letters*, 93(22):221301–+, November 2004. doi:10.1103/PhysRevLett.93.221301.
- D. N. Spergel, L. Verde, H. V. Peiris, E. Komatsu, M. R. Nolta, C. L. Bennett, M. Halpern, G. Hinshaw, N. Jarosik, A. Kogut, M. Limon, S. S. Meyer, L. Page, G. S. Tucker, J. L. Weiland, E. Wollack, and E. L. Wright. First-Year Wilkinson Microwave Anisotropy Probe (WMAP) Observations: Determination of Cosmological Parameters. *ApJS*, 148:175–194, September 2003. doi:10.1086/377226.
- I. Szapudi, S. Prunet, D. Pogosyan, A. S. Szalay, and J. R. Bond. Fast CMB Analyses via Correlation Functions. *ArXiv Astrophysics e-prints*, October 2000. arXiv:astro-ph/0010256.
- I. Szapudi, S. Prunet, and S. Colombi. Fast Clustering Analysis of Inhomogeneous Megapixel CMB maps. *ArXiv Astrophysics e-prints*, July 2001. arXiv:astro-ph/0107383.
- J. A. Tauber, N. Mandolesi, J.-L. Puget, T. Banos, M. Bersanelli, F. R. Bouchet, R. C. Butler, J. Charra, G. Crone, J. Dodsworth, and et al. Planck pre-launch status: The Planck mission. *A&A*, 520:A1–+, September 2010. doi:10.1051/0004-6361/200912983.