

LACK OF ANGULAR CORRELATION AND ODD-PARITY PREFERENCE IN CMB DATA

JAISEUNG KIM AND PAVEL NASELSKY

Niels Bohr Institute & Discovery Center, Blegdamsvej 17, DK-2100 Copenhagen, Denmark
Draft version July 8, 2018

ABSTRACT

We have investigated the angular correlation in the recent CMB data. In addition to the known large-angle correlation anomaly, we find the lack of correlation at small angles with high statistical significance. We have investigated various non-cosmological contamination and additionally WMAP team's simulated data. However, we have not found a definite cause. In the angular power spectrum of WMAP data, there exist anomalous odd-parity preference at low multipoles. Noting the equivalence between the power spectrum and the correlation, we have investigated the association between the lack of large-angle correlation and the odd-parity preference. From our investigation, we find that the odd-parity preference at low multipoles is, in fact, a phenomenological origin of the lack of large-angle correlation. Further investigation is required to find out whether the origin of the anomaly is cosmological or due to unaccounted systematics. The data from Planck surveyor, which has systematics distinct from the WMAP, will greatly help us to resolve its origin.

Subject headings: cosmic background radiation — early universe — methods: data analysis — methods: statistical

1. INTRODUCTION

Over the past years, there have been great successes in measurement of CMB anisotropy by ground and satellite observations (Jarosik et al. 2010; Reichardt et al. 2009; Pryke et al. 2009; Tauber et al. 2010). Since the release of the WMAP data (Hinshaw et al. 2007, 2009; Jarosik et al. 2010), there have been reports on various anomalies (Cruz et al. 2005, 2006, 2007, 2008; de Oliveira-Costa et al. 2004; Copi et al. 2004; Schwarz et al. 2004; Copi et al. 2006; Land and Magueijo 2005a, 2007; Rakić and Schwarz 2007; Land and Magueijo 2005b; Park 2004; Chiang et al. 2003; Copi et al. 2007, 2009; Eriksen et al. 2004; Hansen et al. 2009; Hoftuft et al. 2009; Kim and Naselsky 2010a,b; Copi et al. 2010; Gruppuso et al. 2010; Bennett et al. 2010; Kim and Naselsky 2010c). In particular, there are reports on the lack of angular correlation at large angles, which are observed in COBE-DMR data and subsequently in WMAP data (Hinshaw et al. 1996; Spergel et al. 2003; Copi et al. 2007, 2009, 2010, 2011). In order to figure out the cause of the anomaly, we have investigated non-cosmological contamination and additionally WMAP team's simulated data. However, we have not found a definite cause, which makes us believe the anomaly is produced by unknown systematics or may be, indeed, cosmological.

In the angular power spectrum of WMAP data, there exist anomalous odd-parity preference at low multipoles (Land and Magueijo 2005b; Kim and Naselsky 2010a,b; Gruppuso et al. 2010; Kim and Naselsky 2010c). Noting the equivalence between power spectrum and correlation, we have investigated the association between the odd-parity preference and the lack of large-angle correlation. From our investigation, we find that the odd-parity preference at low multipoles is, in fact, a phenomenological origin of the lack of the large-angle correlation. Even

though it still leaves the fundamental question on its origin unanswered, the association between seemingly distinct anomalies will help the investigation on the underlying origin, whether cosmological or unaccounted systematics.

The outline of this paper is as follows. In Section 2, we briefly discuss the statistical properties of CMB anisotropy. In Section 3, we investigate the angular correlation anomalies of WMAP data, and show the lack of correlation at small angles in addition to that at large angles. In Section 4, we investigate non-cosmological contamination and WMAP team's simulated data. In Section 5, we show the odd-parity preference at low multipoles is a phenomenological origin of the lack of the large-angle correlation. In Section 7, we summarize our investigation.

2. ANGULAR CORRELATION OF CMB ANISOTROPY

CMB anisotropy over a whole-sky is conveniently decomposed in terms of spherical harmonics:

$$T(\hat{\mathbf{n}}) = \sum_{lm} a_{lm} Y_{lm}(\hat{\mathbf{n}}), \quad (1)$$

where a_{lm} and $Y_{lm}(\hat{\mathbf{k}})$ are a decomposition coefficient and a spherical harmonic function. In most of inflationary models, decomposition coefficients of CMB anisotropy follow the Gaussian distribution of the following statistical properties:

$$\langle a_{lm} a_{l'm'}^* \rangle = \delta_{ll'} \delta_{mm'} C_l \quad (2)$$

where $\langle \dots \rangle$ denotes the average over an ensemble of universes, and C_l denotes CMB power spectrum. Given CMB anisotropy data, we may estimate two point angular correlation:

$$C(\theta) = T(\hat{\mathbf{n}}_1) T(\hat{\mathbf{n}}_2), \quad (3)$$

where $\theta = \cos^{-1}(\hat{\mathbf{n}}_1 \cdot \hat{\mathbf{n}}_2)$. Using Eq. 1 and 2, we may easily show that the expectation value of the correlation is given by (Padmanabhan 1993):

$$\langle C(\theta) \rangle = \sum_l \frac{2l+1}{4\pi} W_l C_l P_l(\cos\theta), \quad (4)$$

where θ is a separation angle, W_l is the window function of the observation and P_l is a Legendre polynomial. From Eq. 4, we may easily see the angular correlation $C(\theta)$ and power spectrum C_l possess some equivalence.

3. LACK OF ANGULAR CORRELATION IN THE WMAP DATA

In Fig. 1, we show the angular correlation of the WMAP 7 year data, which are estimated respectively from the WMAP team's Internal Linear Combination (ILC) map, and foreground reduced maps of V and W band. In the angular correlation estimation, we have excluded the foreground-contaminated region by applying the WMAP KQ75 mask, as recommended for non-Gaussianity study (Gold et al. 2010). In the same plot,

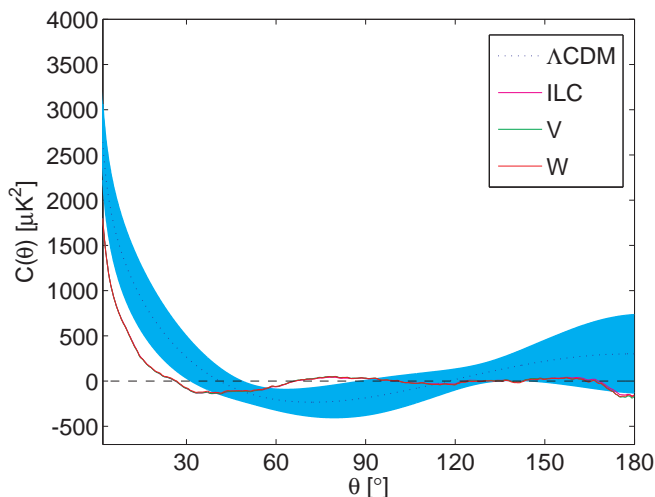


Figure 1. Angular correlation of CMB anisotropy: Solid lines denote the angular correlation of WMAP data. Dotted line and shaded region denote the theoretical prediction and 1σ ranges, as determined by Monte-Carlo simulations (Λ CDM).

we show the angular correlation of the WMAP concordance model (Komatsu and et al. 2010), where the dotted line and shaded region denote the mean value and 1σ ranges of Monte-Carlo simulations at V band. For simulation, we have made 10^4 realizations with the same configuration with the WMAP data (e.g. a foreground mask, beam smoothing and instrument noise). In order to include WMAP noise in simulation, we have subtracted one Differencing Assembly (D/A) data from another, and added it to simulations.

As shown in Fig. 1, there exists non-negligible discrepancy between the data and the theoretical prediction. Most noticeably, angular correlation of WMAP data nearly vanishes at angles larger than $\sim 60^\circ$, which are previously investigated by (Hinshaw et al. 1996; Spergel et al. 2003; Copi et al. 2007, 2009, 2010). In the previous investigations, the lack of large-angle correlation

has been assessed by the following statistic (Spergel et al. 2003; Copi et al. 2007, 2009, 2010):

$$S_{1/2} = \int_{-1}^{1/2} (C(\theta))^2 d(\cos\theta). \quad (5)$$

The investigation shows the $S_{1/2}$ estimated from WMAP data is anomalously low, which requires the chance $\lesssim 10^{-3}$ (Spergel et al. 2003; Copi et al. 2007, 2009, 2010, 2011). Besides the lack of correlation at large angles, we may see from Fig. 1 that correlation at small angles tends to be smaller than the theoretical prediction. Noting this, we have investigated the small-angle correlation with the following statistics:

$$S_{\sqrt{3}/2} = \int_{\sqrt{3}/2}^1 (C(\theta))^2 d(\cos\theta), \quad (6)$$

where the square of the correlation is integrated over small angles ($0 \leq \theta \leq 30^\circ$).

Table 1
S statistics of WMAP 7 year data

	band	angles	value [μK^4]	<i>p</i> -value
$S_{1/2}$	V	$60^\circ \leq \theta \leq 180^\circ$	1.42×10^3	8×10^{-4}
$S_{1/2}$	W	$60^\circ \leq \theta \leq 180^\circ$	1.32×10^3	6×10^{-4}
$S_{\sqrt{3}/2}$	V	$0^\circ \leq \theta \leq 30^\circ$	2.02×10^4	3.2×10^{-3}
$S_{\sqrt{3}/2}$	W	$0^\circ \leq \theta \leq 30^\circ$	2.03×10^4	3.2×10^{-3}

In Table 1, we show $S_{1/2}$ and $S_{\sqrt{3}/2}$ of the WMAP 7 year data. Note that the slight difference between V and W band is due to the distinct beam size, and simulations are made accordingly for each band. In the same table, we show the *p*-value, where the *p*-value denotes fractions of simulations as low as those of WMAP data. As shown in Table 1, WMAP data have unusually low values of $S_{1/2}$ and $S_{\sqrt{3}/2}$, as indicated by their *p*-value. Note that the *p*-value of $S_{\sqrt{3}/2}$ corresponds to very high statistical significance, even though it may not be as low as that of $S_{1/2}$. Since $S_{\sqrt{3}/2}$ and $S_{1/2}$ corresponds to the integrated power at small and large angles respectively, we find anomalous lack of correlation at small angles in addition to large angles.

In Fig. 2, we show $S_{1/2}$ and $S_{\sqrt{3}/2}$, which are estimated from the WMAP 3, 5 and 7 year data respectively. As shown in Fig. 2, the *S* statistics of WMAP 7 year data are lowest, while WMAP 7 year data are believed to have more accurate calibration and less foreground contamination than earlier releases (Hinshaw and et al. 2009; Jarosik et al. 2010; Gold et al. 2010). Therefore, we may not readily attribute the anomaly to calibration error or foregrounds.

We have also slightly varied the partition of *S* within $\pm 5^\circ$. The *p*value of $S_{\sqrt{3}/2}$ stays the same, when the bound of the partition is set to $25^\circ \sim 32^\circ$, and increases slightly, when the bound is 35° . For $S_{1/2}$, the *p*value almost stays the same, and decreases even further, when the bound of the partition is set to $62^\circ \sim 64^\circ$. Therefore, we find our results are robust to the slight variations in the partition, and the enhancement on the statistical significance by the posteriori choice of the partition is not significant.

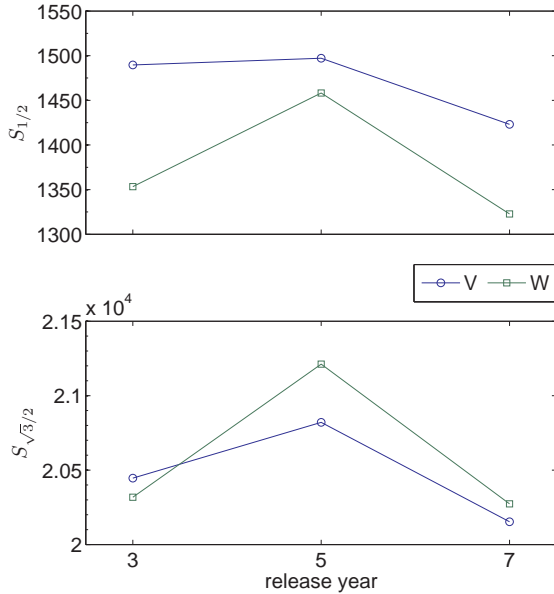


Figure 2. S statistics of WMAP 3, 5 and 7 year data

4. NON-COSMOLOGICAL CONTAMINATION

The WMAP data contain contamination from residual galactic and extragalactic foregrounds, even though we have applied the conservative KQ75 mask (Gold et al. 2010). In order to investigate residual foregrounds, we have subtracted the foreground-reduced W band map from that of V band. This difference map mainly contains residual foregrounds at V and W band maps with slight amount of CMB. Note that CMB signal is not completely cancelled out, because the beam size at V and W band differs from each other. From the difference map $V(\mathbf{n}) - W(\mathbf{n})$, we have obtained $S_{1/2} = 0.31$ and $S_{\sqrt{3}/2} = 31.36$. By comparing these values with Table 1, we may see residual foregrounds at V and W band are too small to affect the correlation power of WMAP data.

There are instrument noise in the WMAP data. Especially, $1/f$ noise, when coupled with WMAP scanning pattern, may result in less accurate measurement at certain angular scales (Hinshaw and et al. 2007; Rieke 2002; Hinshaw et al. 2003). In order to investigate the association of noise with the anomaly, we have produced noise maps of WMAP7 data by subtracting one Differencing Assembly (D/A) map from another D/A data of the same frequency channel. In Table 2, we show $S_{1/2}$ and $S_{\sqrt{3}/2}$

Table 2

the S statistics of WMAP instrument noise in the unit of $[\mu\text{K}^4]$

data	$S_{1/2}$	$S_{\sqrt{3}/2}$
V1-V2	0.25	83.94
W1-W2	2.49	587.45
W1-W3	2.18	664.26
W1-W4	2.24	625.27
W2-W3	2.72	808.32
W2-W4	4.39	764.96
W3-W4	4.39	764.96

estimated from the noise maps. Comparing Table 1 with Table 2, we may see the noise is not significant enough to cause the correlation anomalies of the the WMAP data.

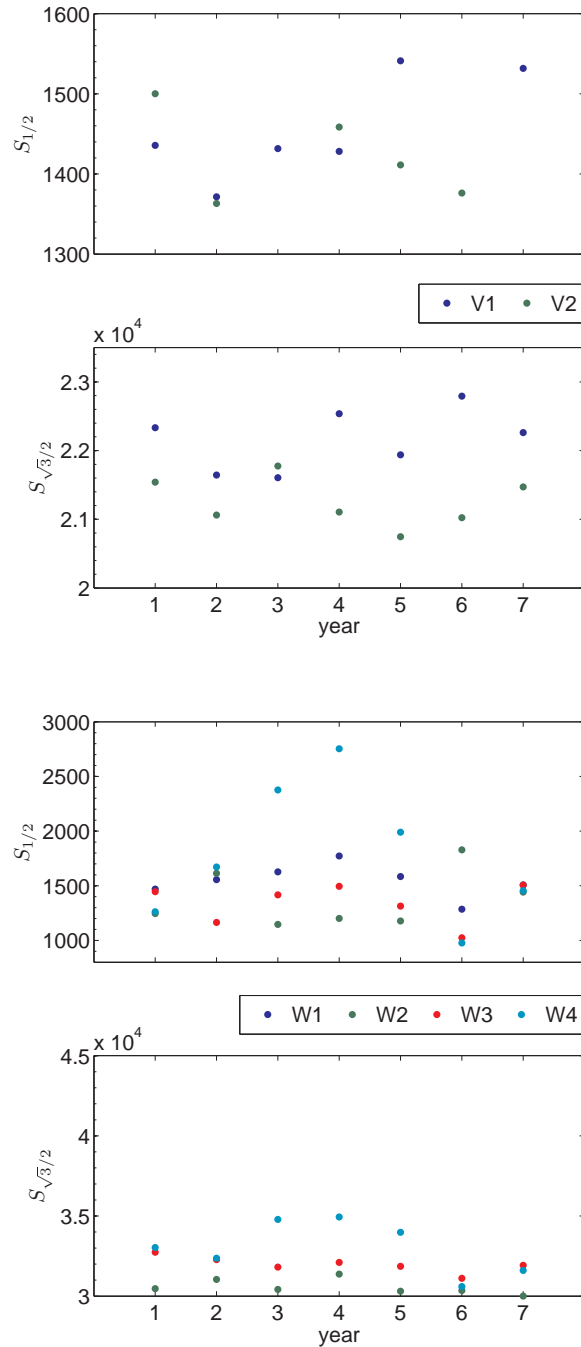


Figure 3. the S statistics of WMAP data at each D/A and year

In Fig. 3, we show the values of $S_{1/2}$ and $S_{\sqrt{3}/2}$ for each year and D/A data. As shown in Fig. 3, we find the anomaly is not associated with a particular D/A channel nor a year data, but present at all year and D/A channels.

Besides contamination discussed above, there are other sources of contamination such as sidelobe pickup and so

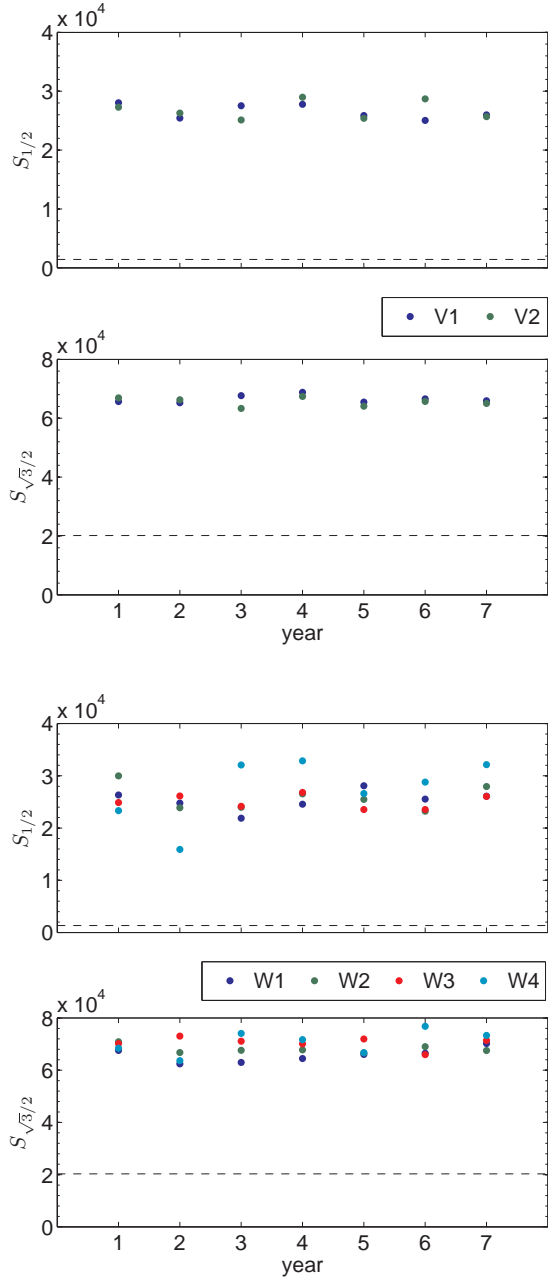


Figure 4. the S statistics of the simulated data produced by the WMAP team. Dashed lines show the values of WMAP data

on. In order to investigate these effects, we have investigated simulations produced by the WMAP team. According to the WMAP team, time-ordered data (TOD) have been simulated with realistic noise, thermal drifts in instrument gains and baselines, smearing of the sky signal due to finite integration time, transmission imbalance and far-sidelobe beam pickup. Using the same data pipeline used for real data, the WMAP team have processed simulated TOD, and produced maps for each D/A and each year. From the simulated maps, we have estimated $S_{1/2}$ and $S_{\sqrt{3}/2}$, which are plotted in Fig. 4. As shown in Fig. 4, S statistics of simulated data are significantly higher than those of WMAP data. Therefore,

the anomaly may be produced by unknown systematics or indeed cosmological.

5. ODD MULTIPOLE PREFERENCE IN CMB POWER SPECTRUM DATA

Without loss of generality, we may consider CMB anisotropy field as the sum of even and odd parity functions:

$$T(\hat{\mathbf{n}}) = T^+(\hat{\mathbf{n}}) + T^-(\hat{\mathbf{n}}), \quad (7)$$

where

$$T^+(\hat{\mathbf{n}}) = \frac{T(\hat{\mathbf{n}}) + T(-\hat{\mathbf{n}})}{2}, \quad (8)$$

$$T^-(\hat{\mathbf{n}}) = \frac{T(\hat{\mathbf{n}}) - T(-\hat{\mathbf{n}})}{2}. \quad (9)$$

Using Eq. 1 and the parity property of spherical harmonics $Y_{lm}(\hat{\mathbf{n}}) = (-1)^l Y_{lm}(-\hat{\mathbf{n}})$ (Arfken and Weber 2000), we may show

$$T^+(\hat{\mathbf{n}}) = \sum_{lm} a_{lm} Y_{lm}(\hat{\mathbf{n}}) \cos^2\left(\frac{l\pi}{2}\right), \quad (10)$$

$$T^-(\hat{\mathbf{n}}) = \sum_{lm} a_{lm} Y_{lm}(\hat{\mathbf{n}}) \sin^2\left(\frac{l\pi}{2}\right). \quad (11)$$

Obviously, the power spectrum of even and odd multipoles are associated with $T^+(\hat{\mathbf{n}})$ and $T^-(\hat{\mathbf{n}})$ respectively. Given the Λ CDM model, we do not expect any features distinct between even and odd multipoles. However, there are reports on anomalous power excess (deficit) at odd (even) multipoles data ($2 \leq l \leq 22$), which have been dubbed as ‘odd-parity preference’ (Kim and Naselsky 2010a,b; Gruppuso et al. 2010).

Angular power spectrum and angular correlation possess some equivalence. Noting this, we have investigated the association of the odd-parity preference with the lack of large-angle correlation. Using Eq. 4 with the Sach plateau approximation (i.e $l(l+1)C_l/2\pi \sim \text{const}$), we find the expectation value of angular correlation is given by:

$$\begin{aligned} C(\theta) &= \sum_l \frac{2l+1}{4\pi} W_l C_l P_l(\cos\theta) \quad (12) \\ &= \sum_l \frac{l(l+1)C_l}{2\pi} \frac{2l+1}{2l(l+1)} W_l P_l(\cos\theta) \\ &\approx \alpha \sum_l^{l_0} \frac{2l+1}{2l(l+1)} W_l P_l(\cos\theta) \\ &\quad + \sum_{l=l_0+1} C_l \frac{2l+1}{4\pi} W_l P_l(\cos\theta), \end{aligned}$$

where α is some positive constant and l_0 is a low multipole number, within which the Sach plateau approximation is valid. As discussed above, there exists the odd multipole preference at low multipole ($2 \leq l \leq 22$). Considering the odd multipole preference, we may show the angular correlation is given by:

$$\begin{aligned} C(\theta) & \quad (13) \\ &\approx \alpha(1-\varepsilon)F(\theta) + \alpha(1+\varepsilon)G(\theta) + \sum_{l=23} C_l \frac{2l+1}{4\pi} W_l P_l(\cos\theta), \end{aligned}$$

where ε is some positive constants, and

$$F(\theta) = \sum_l^{22} \frac{2l+1}{2l(l+1)} W_l P_l(\cos\theta) \cos^2\left(\frac{l\pi}{2}\right),$$

$$G(\theta) = \sum_l^{22} \frac{2l+1}{2l(l+1)} W_l P_l(\cos\theta) \sin^2\left(\frac{l\pi}{2}\right).$$

In Eq. 13, $\alpha\varepsilon(-F(\theta) + G(\theta))$ corresponds to the deviation from the standard model, due to the odd multipole preference ($2 \leq l \leq 22$).

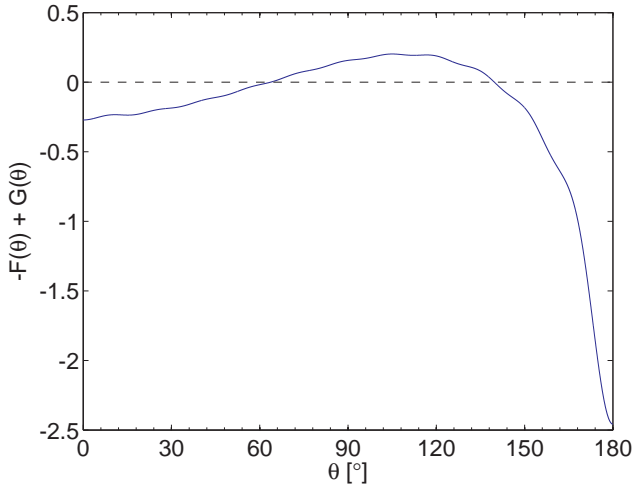


Figure 5. the effect of the odd multipole preference on the correlation

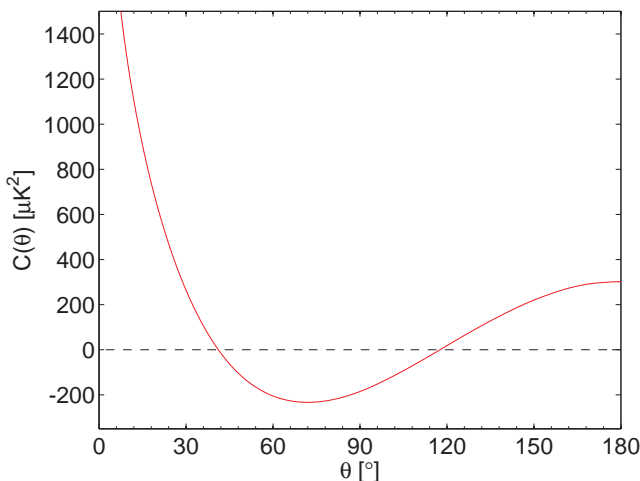


Figure 6. the angular correlation without odd-parity preference (i.e. Eq. 4)

In Fig. 5 and 6, we show $-F(\theta) + G(\theta)$ and the angular correlation of the standard model (i.e. $\varepsilon = 0$). Let us consider the intervals $60^\circ \leq \theta \leq 120^\circ$ and $120^\circ \leq \theta \leq 180^\circ$, which are associated with the statistic $S_{1/2}$. At the interval $60^\circ \leq \theta \leq 120^\circ$, the angular correlation has negative values, while the deviation $\alpha\varepsilon(-F(\theta) + G(\theta))$

is positive. At the interval $120^\circ \leq \theta \leq 180^\circ$, the angular correlation has positive values, while the deviation $\alpha\varepsilon(-F(\theta) + G(\theta))$ is negative. Therefore, we find

$$(C(\theta)|_{\varepsilon>0})^2 < (C(\theta)|_{\varepsilon=0})^2 \quad (60^\circ \leq \theta \leq 180^\circ). \quad (14)$$

From Eq. 14, we may see the odd-parity preference (i.e. $\varepsilon > 0$) leads to lack of large-angle correlation power.

We like to emphasize that the lack of large-correlation is associated with the odd-parity preference at low multipoles (i.e. power excess at even multipoles and power deficit at odd multipoles). On the other hand, simple suppression of overall low multipole power does not necessarily lead to the lack of large-angle correlation. For instance, suppressing octupole power, which mitigates the odd-parity preference, rather increases the large-angle correlation power. In Fig. 7, we show $S_{1/2}$ of the WMAP team's Internal Linear Combination (ILC) map, where we have multiplied the suppression factor r to the quadrupole component of the map. From Fig. 7, we may see that the large-angle correlation power increases, as the octupole component are more suppressed.

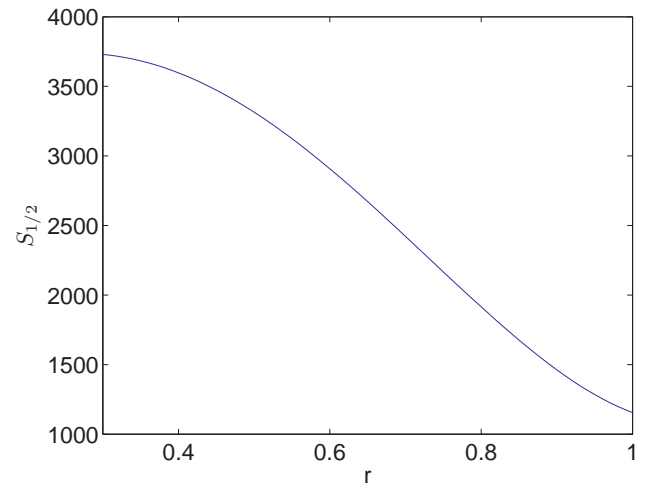


Figure 7. $S_{1/2}$ of the WMAP team's Internal Linear Combination (ILC) map, where the octupole components is multiplied by the suppression factor r .

6. POSSIBLE COSMOLOGICAL ORIGIN

As discussed previously, we have not found a definite non-cosmological cause of the discussed anomaly. Therefore, in this section, we are going to consider possible cosmological origins. Since primordial fluctuations, which were once on sub-Planckian scales, are stretched to the observable scales by inflation, trans-Planckian effects may leave imprints on a primordial power spectrum (Martin and Brandenberger 2001, 2003; Danielsson 2002; Easther et al. 2002; Kaloper et al. 2002; Martin and Ringeval 2004; Burgess et al. 2003; Schalm et al. 2004). Though trans-Planckian imprints are highly model-dependent (Easther et al. 2005b,a), most of the models predict oscillatory features in primordial power spectrum (Liddle and Lyth 2000; Martin and Brandenberger 2001, 2003; Danielsson 2002; Easther et al. 2002;

Kaloper et al. 2002; Martin and Ringeval 2004; Burgess et al. 2003; Schalm et al. 2004; Easther et al. 2005b,a; Spergel and et al. 2007). Given certain oscillatory features in primordial power spectrum, the trans-Planckian effects may produce the observed odd parity preference of CMB power spectrum.

However, reconstruction of primordial power spectrum and investigation on features have not found a strong evidence for features in the primordial powerspectrum (Larson et al. 2010; Komatsu and et al. 2009, 2010; Spergel and et al. 2007; Bridle et al. 2003; Nicholson et al. 2010; Hamann et al. 2010). Therefore, we are going to consider what condition the observed odd-parity preference impose on primordial fluctuation, if a primordial power spectrum is a featureless power-law spectrum. Decomposition coefficients are related to primordial perturbation as follows:

$$a_{lm} = 4\pi(-i)^l \int \frac{d^3\mathbf{k}}{(2\pi)^3} \Phi(\mathbf{k}) g_l(k) Y_{lm}^*(\hat{\mathbf{k}}), \quad (15)$$

where $\Phi(\mathbf{k})$ is primordial perturbation in Fourier space, and $g_l(k)$ is a radiation transfer function. Using Eq. 15, we may show the decomposition coefficients of CMB anisotropy are given by:

$$a_{lm} = \frac{(-i)^l}{2\pi^2} \int_0^\infty dk \int_0^\pi d\theta_{\mathbf{k}} \sin \theta_{\mathbf{k}} \\ \times \int_0^\pi d\phi_{\mathbf{k}} g_l(k) Y_{lm}^*(\hat{\mathbf{k}}) (\Phi(\mathbf{k}) + (-1)^l \Phi^*(\mathbf{k})),$$

where we used the reality condition $\Phi(-\mathbf{k}) = \Phi^*(\mathbf{k})$ and $Y_{lm}(-\hat{\mathbf{n}}) = (-1)^l Y_{lm}(\hat{\mathbf{n}})$. Using Eq. 16, it is trivial to show, for the odd number multipoles $l = 2n - 1$,

$$a_{lm} = -\frac{(-i)^{l-1}}{\pi^2} \int_0^\infty dk \int_0^\pi d\theta_{\mathbf{k}} \sin \theta_{\mathbf{k}} \int_0^\pi d\phi_{\mathbf{k}} g_l(k) Y_{lm}^*(\hat{\mathbf{k}}) \text{Im}[\Phi(\mathbf{k})], \quad (16)$$

and, for even number multipoles $l = 2n$,

$$a_{lm} = \frac{(-i)^l}{\pi^2} \int_0^\infty dk \int_0^\pi d\theta_{\mathbf{k}} \sin \theta_{\mathbf{k}} \int_0^\pi d\phi_{\mathbf{k}} g_l(k) Y_{lm}^*(\hat{\mathbf{k}}) \text{Re}[\Phi(\mathbf{k})]. \quad (17)$$

It should be noted that the above equations are simple reformulation of Eq. 15, and exactly equal to them. From Eq. 16 and 17, we may see that the observed odd-parity preference might be produced, provided

$$|\text{Re}[\Phi(\mathbf{k})]| \ll |\text{Im}[\Phi(\mathbf{k})]| \quad (k \lesssim 22/\eta_0), \quad (18)$$

where η_0 is the present conformal time. Taking into account the reality condition $\Phi(-\mathbf{k}) = \Phi^*(\mathbf{k})$, we may show primordial perturbation in real space is given by:

$$\Phi(\mathbf{x}) = 2 \int_0^\infty dk \int_0^\pi d\theta_{\mathbf{k}} \sin \theta_{\mathbf{k}} \\ \int_0^\pi d\phi_{\mathbf{k}} (\text{Re}[\Phi(\mathbf{k})] \cos(\mathbf{k} \cdot \mathbf{x}) - \text{Im}[\Phi(\mathbf{k})] \sin(\mathbf{k} \cdot \mathbf{x})). \quad (19)$$

Noting Eq. 18 and 19, we find our primordial Universe may possess odd-parity preference on large scales ($2/\eta_0 \lesssim k \lesssim 22/\eta_0$). This explanation requires the violation of the large-scale translational invariance, putting us at a special place in the Universe. However, it is not in direct conflict with the current data on observable Universe (i.e. WMAP CMB data), and the invalidity of the Copernican Principle such as our living near the center of void had been already proposed in different context (Alexander et al. 2009; Clifton et al. 2008).

Independently, there exist some theoretical models, which predict a parity-odd local Universe (Urban and Zhitnitsky 2010; Zhitnitsky 2010). In the models, some level of non-zero TB and EB correlations are predicted as well (Urban and Zhitnitsky 2010).

Depending on the type of cosmological origins, distinct anomalies are predicted in polarization power spectrum and correlations (e.g. TB, EB). Therefore, polarization maps of large-sky coverage (i.e. low multipoles) will allow us to remove degeneracy and figure out a cosmological origin, provided the odd parity preference is indeed cosmological.

7. DISCUSSION

We have investigated the angular correlation in the recent CMB data. In addition to the well-known correlation anomaly at large angles, we find the lack of correlation at small angles with high statistical significance.

In the angular power spectrum of WMAP data, there exist anomalous odd-parity preference at low multipoles (Land and Magueijo 2005b; Kim and Naselsky 2010a,b; Gruppuso et al. 2010; Kim and Naselsky 2010c). Angular power spectrum and angular correlation possess some equivalence. Noting this, we have investigated the association between the lack of correlation and the odd-parity preference. We find that the odd-parity preference is, in fact, a phenomenological origin of the correlation anomaly (Kim and Naselsky 2010a,b; Gruppuso et al. 2010).

We have investigated non-cosmological contamination and the WMAP team's simulated data. However, we have not found a definite cause. The Planck surveyor data possesses wide frequency coverage and systematics distinct from the WMAP. Therefore, it may allow us to resolve its origin. Most of all, Planck polarization data, which have low noise and large sky coverage, will greatly help us to understand the underlying origin of the anomaly.

8. ACKNOWLEDGMENTS

We are grateful to the anonymous referee for helpful comments and suggestions. We acknowledge the use of the Legacy Archive for Microwave Background Data Analysis (LAMBDA). Our data analysis made the use of HEALPix (Gorski et al. 1999; Gorski et al. 2005) and SpICE (Szapudi et al. 2000, 2001). This work is supported in part by Danmarks Grundforskningsfond, which allowed the establishment of the Danish Discovery Center. This work is supported by FNU grant 272-06-0417, 272-07-0528 and 21-04-0355.

REFERENCES

- S. Alexander, T. Biswas, A. Notari, and D. Vaid. Local void vs dark energy: confrontation with WMAP and type Ia supernovae. *Journal of Cosmology and Astro-Particle Physics*, 9:25–+, September 2009. doi:10.1088/1475-7516/2009/09/025. arXiv:0712.0370.
- George B. Arfken and Hans J. Weber. *Mathematical Methods for Physicists*. Academic Press, San Diego, CA USA, 5th edition, 2000.
- C. L. Bennett, R. S. Hill, G. Hinshaw, D. Larson, K. M. Smith, J. Dunkley, B. Gold, M. Halpern, N. Jarosik, A. Kogut, E. Komatsu, M. Limon, S. S. Meyer, M. R. Nolta, N. Odegard, L. Page, D. N. Spergel, G. S. Tucker, J. L. Weiland, E. Wollack, and E. L. Wright. Seven-Year Wilkinson Microwave Anisotropy Probe (WMAP) Observations: Are There Cosmic Microwave Background Anomalies? January 2010. arXiv:1001.4758.
- S. L. Bridle, A. M. Lewis, J. Weller, and G. Efstathiou. Reconstructing the primordial power spectrum. *MNRAS*, 342:L72–L78, July 2003. doi:10.1046/j.1365-8711.2003.06807.x.
- C. P. Burgess, J. M. Cline, F. Lemieux, and R. Holman. Are inflationary predictions sensitive to very high energy physics? *Journal of High Energy Physics*, 2:48–+, February 2003. doi:10.1088/1126-6708/2003/02/048.
- L.-Y. Chiang, P. D. Naselsky, O. V. Verkhodanov, and M. J. Way. Non-Gaussianity of the Derived Maps from the First-Year Wilkinson Microwave Anisotropy Probe Data. *ApJ*, 590:L65–L68, June 2003. doi:10.1086/376822.
- T. Clifton, P. G. Ferreira, and K. Land. Living in a Void: Testing the Copernican Principle with Distant Supernovae. *Phys. Rev. Lett.*, 101(13):131302–+, September 2008. doi:10.1103/PhysRevLett.101.131302. arXiv:0807.1443.
- C. J. Copi, D. Huterer, and G. D. Starkman. Multipole vectors: A new representation of the CMB sky and evidence for statistical anisotropy or non-Gaussianity at $2 \leq l \leq 8$. *Phys. Rev. D*, 70(4):043515–+, August 2004. doi:10.1103/PhysRevD.70.043515.
- C. J. Copi, D. Huterer, D. J. Schwarz, and G. D. Starkman. On the large-angle anomalies of the microwave sky. *MNRAS*, 367:79–102, March 2006. doi:10.1111/j.1365-2966.2005.09980.x.
- C. J. Copi, D. Huterer, D. J. Schwarz, and G. D. Starkman. Uncorrelated universe: Statistical anisotropy and the vanishing angular correlation function in WMAP years 1–3. *Phys. Rev. D*, 75(2):023507–+, January 2007. doi:10.1103/PhysRevD.75.023507. arXiv:astro-ph/0605135.
- C. J. Copi, D. Huterer, D. J. Schwarz, and G. D. Starkman. No large-angle correlations on the non-Galactic microwave sky. *MNRAS*, 399:295–303, October 2009. doi:10.1111/j.1365-2966.2009.15270.x. arXiv:0808.3767.
- C. J. Copi, D. Huterer, D. J. Schwarz, and G. D. Starkman. Large angle anomalies in the CMB. April 2010. arXiv:1004.5602.
- C. J. Copi, D. Huterer, D. J. Schwarz, and G. D. Starkman. Bias in low-multipole CMB reconstructions. March 2011. arXiv:1103.3505.
- M. Cruz, E. Martínez-González, P. Vielva, and L. Cayón. Detection of a non-Gaussian spot in WMAP. *MNRAS*, 356:29–40, January 2005. doi:10.1111/j.1365-2966.2004.08419.x.
- M. Cruz, M. Tucci, E. Martínez-González, and P. Vielva. The non-Gaussian cold spot in Wilkinson Microwave Anisotropy Probe: significance, morphology and foreground contribution. *MNRAS*, 369:57–67, June 2006. doi:10.1111/j.1365-2966.2006.10312.x.
- M. Cruz, L. Cayón, E. Martínez-González, P. Vielva, and J. Jin. The Non-Gaussian Cold Spot in the 3 Year Wilkinson Microwave Anisotropy Probe Data. *ApJ*, 655:11–20, January 2007. doi:10.1086/509703.
- M. Cruz, E. Martínez-González, P. Vielva, J. M. Diego, M. Hobson, and N. Turok. The CMB cold spot: texture, cluster or void? *MNRAS*, 390:913–919, November 2008. doi:10.1111/j.1365-2966.2008.13812.x. arXiv:0804.2904.
- U. H. Danielsson. Note on inflation and trans-Planckian physics. *Phys. Rev. D*, 66(2):023511–+, July 2002. doi:10.1103/PhysRevD.66.023511.
- Angélica de Oliveira-Costa, Max Tegmark, Matias Zaldarriaga, and Andrew Hamilton. The significance of the largest scale CMB fluctuations in WMAP. *Phys. Rev. D*, 69:063516, 2004.
- R. Easther, B. R. Greene, W. H. Kinney, and G. Shiu. Generic estimate of trans-Planckian modifications to the primordial power spectrum in inflation. *Phys. Rev. D*, 66(2):023518–+, July 2002. doi:10.1103/PhysRevD.66.023518.
- R. Easther, W. H. Kinney, and H. Peiris. Observing trans-Planckian signatures in the cosmic microwave background. *Journal of Cosmology and Astro-Particle Physics*, 5:9–+, May 2005a. doi:10.1088/1475-7516/2005/05/009.
- R. Easther, W. H. Kinney, and H. Peiris. Boundary effective field theory and trans-Planckian perturbations: astrophysical implications. *Journal of Cosmology and Astro-Particle Physics*, 8:1–+, August 2005b. doi:10.1088/1475-7516/2005/08/001.
- H. K. Eriksen, F. K. Hansen, A. J. Banday, K. M. Górski, and P. B. Lilje. “Asymmetries in the Cosmic Microwave Background Anisotropy Field”. *ApJ*, 609:1198–1199, July 2004. doi:10.1086/421972.
- B. Gold, N. Odegard, J. L. Weiland, R. S. Hill, A. Kogut, C. L. Bennett, G. Hinshaw, J. Dunkley, M. Halpern, N. Jarosik, E. Komatsu, D. Larson, M. Limon, S. S. Meyer, M. R. Nolta, L. Page, K. M. Smith, D. N. Spergel, G. S. Tucker, E. Wollack, and E. L. Wright. Seven-Year Wilkinson Microwave Anisotropy Probe (WMAP) Observations: Galactic Foreground Emission. January 2010. arXiv:1001.4555.
- K. M. Gorski, B. D. Wandelt, F. K. Hansen, E. Hivon, and A. J. Banday. The HEALPix Primer. May 1999. arXiv:astro-ph/9905275.
- K. M. Gorski, E. Hivon, A. J. Banday, B. D. Wandelt, F. K. Hansen, M. Reinecke, and M. Bartelman. HEALPix – a framework for high resolution discretization, and fast analysis of data distributed on the sphere. *ApJ*, 622:759, 2005.
- A. Gruppuso, F. Finelli, P. Natoli, F. Paci, P. Cabella, A. De Rosa, and N. Mandolesi. New constraints on Parity Symmetry from a re-analysis of the WMAP-7 low resolution power spectra. *Accepted for publication in MNRAS*, June 2010. arXiv:1006.1979.
- J. Hamann, A. Shafieloo, and T. Souradeep. Features in the primordial power spectrum? A frequentist analysis. *Journal of Cosmology and Astro-Particle Physics*, 4:10–+, April 2010. doi:10.1088/1475-7516/2010/04/010. arXiv:0912.2728.
- F. K. Hansen, A. J. Banday, K. M. Górski, H. K. Eriksen, and P. B. Lilje. Power Asymmetry in Cosmic Microwave Background Fluctuations from Full Sky to Sub-Degree Scales: Is the Universe Isotropic? *ApJ*, 704:1448–1458, October 2009. doi:10.1088/0004-637X/704/2/1448.
- G. Hinshaw and et al. Three-year Wilkinson Microwave Anisotropy Probe (WMAP) observations: Temperature analysis. *ApJ*, 170:288, 2007.
- G. Hinshaw and et al. Five-Year Wilkinson Microwave Anisotropy Probe Observations: Data Processing, Sky Maps, and Basic Results. *ApJ*, 180:225–245, February 2009. doi:10.1088/0067-0049/180/2/225. arXiv:0803.0732.
- G. Hinshaw, A. Branday, C. Bennett, K. M. Gorski, C. H. Lineweaver, G. F. Smoot, and E. L. Wright. Two-Point Correlations in the COBE DMR Four-Year Anisotropy Maps. *ApJ*, 464:L25, June 1996. doi:10.1086/310076.
- G. Hinshaw, C. Barnes, C. L. Bennett, M. R. Greason, M. Halpern, R. S. Hill, N. Jarosik, A. Kogut, M. Limon, S. S. Meyer, N. Odegard, L. Page, D. N. Spergel, G. S. Tucker, J. L. Weiland, E. Wollack, and E. L. Wright. First-Year Wilkinson Microwave Anisotropy Probe (WMAP) Observations: Data Processing Methods and Systematic Error Limits. *ApJ*, 148:63–95, 2003. doi:10.1086/377222.
- J. Hoftuft, H. K. Eriksen, A. J. Banday, K. M. Górski, F. K. Hansen, and P. B. Lilje. Increasing Evidence for Hemispherical Power Asymmetry in the Five-Year WMAP Data. *ApJ*, 699:985–989, July 2009. doi:10.1088/0004-637X/699/2/985. arXiv:0903.1229.
- N. Jarosik, C. L. Bennett, J. Dunkley, B. Gold, M. R. Greason, M. Halpern, R. S. Hill, G. Hinshaw, A. Kogut, E. Komatsu, D. Larson, M. Limon, S. S. Meyer, M. R. Nolta, N. Odegard, L. Page, K. M. Smith, D. N. Spergel, G. S. Tucker, J. L. Weiland, E. Wollack, and E. L. Wright. Seven-Year Wilkinson Microwave Anisotropy Probe (WMAP) Observations: Sky Maps, Systematic Errors, and Basic Results. 2010. arXiv:1001.4744.
- N. Kaloper, M. Kleban, A. Lawrence, and S. Shenker. Signatures of short distance physics in the cosmic microwave background. *Phys. Rev. D*, 66(12):123510–+, December 2002. doi:10.1103/PhysRevD.66.123510.
- J. Kim and P. Naselsky. Anomalous Parity Asymmetry of the Wilkinson Microwave Anisotropy Probe Power Spectrum Data at Low Multipoles. *ApJ*, 714:L265–L267, May 2010a. doi:10.1088/2041-8205/714/2/L265.
- J. Kim and P. Naselsky. Anomalous parity asymmetry of WMAP power spectrum data at low multipoles: is it cosmological or systematics? *Phys. Rev. D*, 82(6), January 2010b. doi:10.1103/PhysRevD.82.063002. arXiv:1002.0148.
- J. Kim and P. Naselsky. Parametric tension between even and odd multipole data of WMAP power spectrum: unaccounted contamination or missing parameters? *ApJ*, 724:L217–L220, December 2010c. doi:10.1088/2041-8205/724/2/L217. arXiv:1008.1496.

- E. Komatsu and et al. Five-Year Wilkinson Microwave Anisotropy Probe Observations: Cosmological Interpretation. *ApJ*, 180:330–376, February 2009. doi:10.1088/0067-0049/180/2/330. arXiv:0803.0547.
- E. Komatsu and et al. Seven-Year Wilkinson Microwave Anisotropy Probe (WMAP) Observations: Cosmological Interpretation. January 2010. arXiv:1001.4538.
- K. Land and J. Magueijo. Examination of Evidence for a Preferred Axis in the Cosmic Radiation Anisotropy. *Physical Review Letters*, 95(7):071301–+, August 2005a. doi:10.1103/PhysRevLett.95.071301.
- K. Land and J. Magueijo. The Axis of Evil revisited. *MNRAS*, 378:153–158, June 2007. doi:10.1111/j.1365-2966.2007.11749.x.
- K. Land and J. Magueijo. Is the Universe odd? *Phys. Rev. D*, 72(10):101302–+, 2005b. doi:10.1103/PhysRevD.72.101302.
- D. Larson, J. Dunkley, G. Hinshaw, E. Komatsu, M. R. Nolta, C. L. Bennett, B. Gold, M. Halpern, R. S. Hill, N. Jarosik, A. Kogut, M. Limon, S. S. Meyer, N. Odegard, L. Page, K. M. Smith, D. N. Spergel, G. S. Tucker, J. L. Weiland, E. Wollack, and E. L. Wright. Seven-Year Wilkinson Microwave Anisotropy Probe (WMAP) Observations: Power Spectra and WMAP-Derived Parameters. 2010. arXiv:1001.4635.
- Andrew R. Liddle and David H. Lyth. *Cosmological Inflation and Large-Scale Structure*. Cambridge University Press, 1st edition, 2000.
- J. Martin and R. Brandenberger. Dependence of the spectra of fluctuations in inflationary cosmology on trans-Planckian physics. *Phys. Rev. D*, 68(6):063513–+, September 2003. doi:10.1103/PhysRevD.68.063513.
- J. Martin and R. H. Brandenberger. Trans-Planckian problem of inflationary cosmology. *Phys. Rev. D*, 63(12):123501–+, June 2001. doi:10.1103/PhysRevD.63.123501.
- J. Martin and C. Ringeval. Superimposed oscillations in the WMAP data? *Phys. Rev. D*, 69(8):083515–+, April 2004. doi:10.1103/PhysRevD.69.083515.
- G. Nicholson, C. R. Contaldi, and P. Paykari. Reconstruction of the primordial power spectrum by direct inversion. *Journal of Cosmology and Astro-Particle Physics*, 1:16–+, January 2010. doi:10.1088/1475-7516/2010/01/016. arXiv:0909.5092.
- T. Padmanabhan. *Structure Formation in the Universe*. Cambridge University Press, 1st edition, 1993.
- C.-G. Park. Non-Gaussian signatures in the temperature fluctuation observed by the Wilkinson Microwave Anisotropy Probe. *MNRAS*, 349:313–320, March 2004. doi:10.1111/j.1365-2966.2004.07500.x.
- C. Pryke and et al. Second and third season QUaD CMB temperature and polarization power spectra. *ApJ*, 692:1247, 2009. arXiv:0805.1944.
- A. Rakić and D. J. Schwarz. Correlating anomalies of the microwave sky. *Phys. Rev. D*, 75(10):103002–+, May 2007. doi:10.1103/PhysRevD.75.103002.
- C. L. Reichardt and et al. High-Resolution CMB Power Spectrum from the Complete ACBAR Data Set. *ApJ*, 694:1200–1219, April 2009. doi:10.1088/0004-637X/694/2/1200. arXiv:0801.1491.
- George Rieke. *Detection of Light: From the Ultraviolet to Submillimeter*. Cambridge University Press, 2nd edition, 2002.
- K. Schalm, G. Shiu, and J. P. van der Schaar. Decoupling in an expanding universe: boundary RG-flow affects initial conditions for inflation. *Journal of High Energy Physics*, 4:76–+, April 2004. doi:10.1088/1126-6708/2004/04/076.
- D. J. Schwarz, G. D. Starkman, D. Huterer, and C. J. Copi. Is the Low- ℓ Microwave Background Cosmic? *Physical Review Letters*, 93(22):221301–+, November 2004. doi:10.1103/PhysRevLett.93.221301.
- D. N. Spergel and et al. Wilkinson Microwave Anisotropy probe WMAP three year results: Implications for cosmology. *ApJ*, 170:377, 2007.
- D. N. Spergel, L. Verde, H. V. Peiris, E. Komatsu, M. R. Nolta, C. L. Bennett, M. Halpern, G. Hinshaw, N. Jarosik, A. Kogut, M. Limon, S. S. Meyer, L. Page, G. S. Tucker, J. L. Weiland, E. Wollack, and E. L. Wright. First-Year Wilkinson Microwave Anisotropy Probe (WMAP) Observations: Determination of Cosmological Parameters. *ApJS*, 148:175–194, September 2003. doi:10.1086/377226.
- I. Szapudi, S. Prunet, D. Pogosyan, A. S. Szalay, and J. R. Bond. Fast CMB Analyses via Correlation Functions. *ArXiv Astrophysics e-prints*, October 2000. arXiv:astro-ph/0010256.
- I. Szapudi, S. Prunet, and S. Colombi. Fast Clustering Analysis of Inhomogeneous Megapixel CMB maps. *ArXiv Astrophysics e-prints*, July 2001. arXiv:astro-ph/0107383.
- J. A. Tauber, N. Mandolesi, J.-L. Puget, T. Banos, M. Bersanelli, F. R. Bouchet, R. C. Butler, J. Charra, G. Crone, J. Dodsworth, and et al. Planck pre-launch status: The Planck mission. *A&A*, 520:A1+, September 2010. doi:10.1051/0004-6361/200912983.
- F. R. Urban and A. R. Zhitnitsky. The \mathcal{P} -Parity Odd Universe, Dark Energy and QCD. *ArXiv e-prints*, November 2010.
- A. R. Zhitnitsky. \mathcal{P} and \mathcal{CP} Violation and New Thermalization Scenario in Heavy Ion Collisions. August 2010. arXiv:1008.3598.