

ROOT SYSTEMS AND DIAGRAM CALCULUS.

II. QUADRATIC FORMS FOR THE CARTER DIAGRAMS

RAFAEL STEKOLSHCHIK

ABSTRACT. For any Carter diagram Γ containing 4-cycle, we introduce the partial Cartan matrix B_L , which is similar to the Cartan matrix associated with a Dynkin diagram. A linkage diagram is obtained from Γ by adding one root together with its bonds such that the resulting subset of roots is linearly independent. The linkage diagrams connected under the action of dual partial Weyl group (associated with B_L) constitute the linkage system, which is similar to the weight system arising in the representation theory of the semisimple Lie algebras. For Carter diagrams $E_6(a_i)$ and E_6 (resp. $E_7(a_i)$ and E_7 ; resp. $D_n(a_i)$ and D_n), the linkage system has, respectively, 2, 1, 1 components, each of which contains, respectively, 27, 56, $2n$ elements. Numbers 27, 56 and $2n$ are well-known dimensions of the smallest fundamental representations of semisimple Lie algebras, respectively, for E_6 , E_7 and D_n . The 8-cell “spindle-like” linkage subsystems called loctets play the essential role in describing of linkage systems. It turns that weight systems also can be described by means of loctets.

In memory of Gurii Fedorovich Kushner

CONTENTS

1. Introduction	3
1.1. The linkage diagrams and linkage labels	3
1.2. The Cartan matrix for a conjugacy class	4
1.3. The linkage systems and loctets	4
1.4. The numbers 27, 56 and $2l$	5
1.5. The Carter diagrams, connection diagrams and linkage diagrams	5
1.5.1. The Dynkin diagrams	6
1.5.2. The Carter diagrams	6
1.5.3. The connection diagrams	6
1.5.4. Linkages and linkage diagrams	7
1.6. The main results	7
1.6.1. The partial Cartan matrix and dual partial Weyl group	7
1.6.2. Three loctet types	7
1.6.3. Linkage systems and weight systems	8
1.6.4. Projection of linkage diagrams and loctets	12
2. The Cartan matrix associated with conjugacy class	14
2.1. More on 4-cycles	14
2.1.1. How many endpoints may be in a linkage diagram?	14

2.1.2. The diagonal in a square	14
2.2. The partial Cartan matrix	15
2.3. The dual partial Weyl group associated with a conjugacy class	17
2.4. The inverse quadratic form \mathcal{B}_L^\vee	19
2.4.1. The length of the projection of the root	19
2.4.2. The length of the linkage labels vector	20
2.4.3. The rational number $p = \mathcal{B}_L^\vee(u^\vee)$	21
2.5. Loctets and unicolored linkage diagrams	21
3. Enumeration of linkage diagrams, loctets and linkage systems	24
3.1. Calculation of linkage diagrams $\gamma^\vee(8)$	24
3.1.1. Calculation example for diagram $E_6(a_1)$	24
3.2. Calculation of the β -unicolored linkage diagrams	25
3.2.1. β -unicolored linkage diagrams for $E_6(a_1)$ and $E_6(a_2)$	25
3.2.2. β -unicolored linkage diagrams for $E_7(a_1)$	26
3.3. Linkage systems for simply-laced Dynkin diagrams	26
3.3.1. The Dynkin diagrams of E -type and D -type	28
4. Projection of linkage systems	29
4.1. Simply extendable Carter diagrams	29
4.2. Theorem on projection of linkage systems	31
4.3. The linkage systems $D_l(a_k), D_l, l > 7$	33
Appendix A. The inverse matrix B_L^{-1}, linkage diagrams $\gamma^\vee(8)$ and inequality $\mathcal{B}_L^\vee(\gamma^\vee) < 2$	36
A.1. The partial Cartan matrix B_L and the inverse matrix B_L^{-1}	36
A.2. The linkage diagrams $\gamma_{ij}^\vee(8)$ and solutions of inequality $\mathcal{B}_L^\vee(\gamma_{ij}^\vee(8)) < 2$	39
A.3. β -unicolored linkage diagrams. Solutions of inequality $\mathcal{B}_L^\vee(\gamma^\vee) < 2$	45
A.4. Linkage diagrams $\gamma_{ij}^\vee(6)$ per loctets and components	48
Appendix B. The linkage systems for the Carter diagrams	49
B.1. The linkage systems $D_4(a_1), D_5(a_1), D_6(a_1), D_6(a_2)$	49
B.2. The linkage systems $E_6(a_1), E_6(a_2), E_7(a_1), E_7(a_2), E_7(a_3), E_7(a_4)$	53
B.3. The linkage systems and weight systems for E_6, E_7, D_5, D_6	59
B.4. The linkage systems $D_7(a_1), D_7(a_2), D_7$	64
B.5. The linkage systems $D_l(a_k), D_l$	71
List of Figures	74
List of Notations	76
References	77

It seemed completely mad. It seemed so mad, in fact, that Killing was rather upset that the exceptional groups existed, and for a time he hoped they were a mistake that he could eradicate. They spoiled the elegance of his classification. But they were *there*, and we are finally beginning to understand *why* they are there. In many ways, the five exceptional Lie groups now look much more interesting than the four infinite families. They seem to be important in particle physics, as we will see; they are definitely important in mathematics. And they have a secret unity, not yet fully uncovered...

Ian Stewart,

Why beauty is truth: a history of symmetry, [S07, p. 170], 2007

1. Introduction

1.1. The linkage diagrams and linkage labels. We consider a class of diagrams called *linkage diagrams* that constitute the subclass of the class of connection diagrams introduced in [St10] and generalize the Carter diagrams (= admissible diagrams) introduced by R. Carter in [Ca72] for the classification of conjugacy classes in a finite Weyl group W . The linkage diagram is obtained from a Carter diagram Γ by adding one extra root γ with its bonds such that the roots corresponding to vertices of Γ together with γ form some linearly independent root subset. The extra root γ added to the Carter diagram Γ is called a *linkage*, see §1.5.4. Any linkage diagram constructed by this way may be also a Carter diagram but this is not necessarily so. The following inclusions hold:



With every linkage diagram we associate the *linkage labels vector*, or, for short, *linkage labels*. The linkage labels are similar to the Dynkin labels, see [Sl81], which are the “numerical labels” introduced by Dynkin in [Dy50] for the study of irreducible linear representations of the semisimple Lie algebras, [GOV90], [KOV95], [Ch84].

For any simply-laced Carter diagram Γ , a linkage label takes one of three values $\{-1, 0, 1\}$. There is one-to-one correspondence between the linkage diagrams obtained from the given connected simply-laced Carter diagram Γ and the linkage label vectors taking coordinates from the set $\{-1, 0, 1\}$. For this reason, we can use terms linkage labels and linkage diagrams as convertible terms. Some linkage diagrams and their linkage labels for Carter diagram $E_6(a_1)$ are depicted in Fig. 1.1. The linkage diagrams are the focus of this paper. We give a complete description of

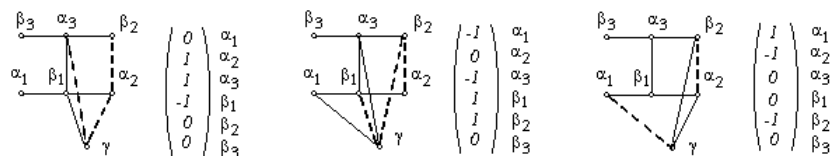


FIGURE 1.1. Examples of linkage diagrams and linkage labels vectors for $E_6(a_1)$.

¹The Dynkin diagrams in this article appear in two ways: (1) associated with some Weyl group (customary use); (2) representing some conjugacy class (CCI), i.e, the Carter diagram which looked like a Dynkin diagram. In a few cases Dynkin diagrams represent two (and even three!) conjugacy classes, see Remark 3.3.

linkage diagrams constructed for every simply-laced Carter diagram containing 4-cycle or a branch point, i.e., containing $D_4(a_1)$ or D_4 . By abuse of notation, this description is essentially based on the following issue:

What vectors can be added to the irreducible linearly independent root subset, so that the resulting set would also be some irreducible linearly independent root subset?

It turns out that the answer to this question is very simple within the framework of the quadratic form associated with the Cartan matrix.

1.2. The Cartan matrix for a conjugacy class. We consider two classes of simply-laced connected Carter diagrams: denote by **C4** the class of diagrams containing 4-cycle $D_4(a_1)$, and by **DE4** the class of diagrams without cycles and containing D_4 , i.e., Dynkin diagrams E_6, E_7, E_8, D_l , $l \geq 4$. Conjugate elements in the Weyl group W are associated with the same Carter diagram Γ . The converse is not true, the Carter diagram Γ does not determine a single conjugacy class in W , [Ca72, Lemma 27]. Nevertheless, the converse statement takes place for **C4** and **DE4**.

Theorem 1.1. *Let Γ be the diagram belonging to **C4** or to **DE4**.*

Then Γ determines only one conjugacy class. Two root subsets

$$S = \{\tau_1, \dots, \tau_l\} \quad \text{and} \quad S' = \{\tau'_1, \dots, \tau'_l\} \quad (1.1)$$

corresponding to the same diagram Γ are equivalent, i.e., there exists the element $U \in W$ such that

$$\begin{aligned} U\tau_i &= \tau'_i, \quad i = 1, \dots, l, \quad \text{and} \\ (\tau_i, \tau_j) &= (\tau'_i, \tau'_j). \end{aligned} \quad (1.2)$$

For $\Gamma \in \mathbf{C4}$ the theorem follows from [St10], Theorem 4.1 and §4.1.

For $\Gamma \in \mathbf{DE4}$ the theorem follows from Proposition 3.2.

For A_n the theorem does not hold, see Remark 3.3. □

Let L be the linear space spanned by the roots associated with Γ , γ_L be the projection of the linkage γ on L . The linkage labels vector is the element of the dual linear space L^\vee , see §1.5.4. We denote the linkage labels vector by γ^\vee . For any Carter diagram $\Gamma \in \mathbf{C4}$, and consequently, for the conjugacy class associated with Γ , we introduce the *partial Cartan matrix* B_L which is similar to the Cartan matrix \mathbf{B} associated with a Dynkin diagram. Thanks to Theorem 1.1 the matrix B_L is well-defined, see §2.2. The matrix B_L maps $\gamma_L \in L$ to the linkage labels $\gamma^\vee \in L^\vee$ as follows:

$$\gamma^\vee = B_L \gamma_L, \quad B_L^{-1} \gamma^\vee = \gamma_L,$$

see Proposition 2.9. In the dual space L^\vee we take the quadratic form \mathcal{B}_L^\vee associated with the inverse matrix B_L^{-1} . The quadratic form \mathcal{B}_L^\vee provides the easily verifiable criterion that the vector u^\vee is the linkage labels vector for a certain linkage γ . This criterion (Theorem 2.14) is the following inequality:

$$\mathcal{B}_L^\vee(\gamma^\vee) < 2.$$

1.3. The linkage systems and loctets. A certain group W_L^\vee named the dual partial Weyl group acts in the dual space L^\vee . This group acts on the linkage label vectors, i.e., on the set of linkage diagrams:

$$(w\gamma)^\vee = w^* \gamma^\vee,$$

where $w^* \in W_L^\vee$, see Proposition 2.9. The set of linkage diagrams (=linkage labels) under action of W_L^\vee constitute the diagram called the *linkage system* similarly to the weight system¹ in the theory of representations of semisimple Lie algebras, [Sl81, p. 30].

¹Frequently, in the literature (see, for example, [Va00]), the term weight diagram is used instead of the term weight system. However, the term “diagram” is heavily overloaded in our context.

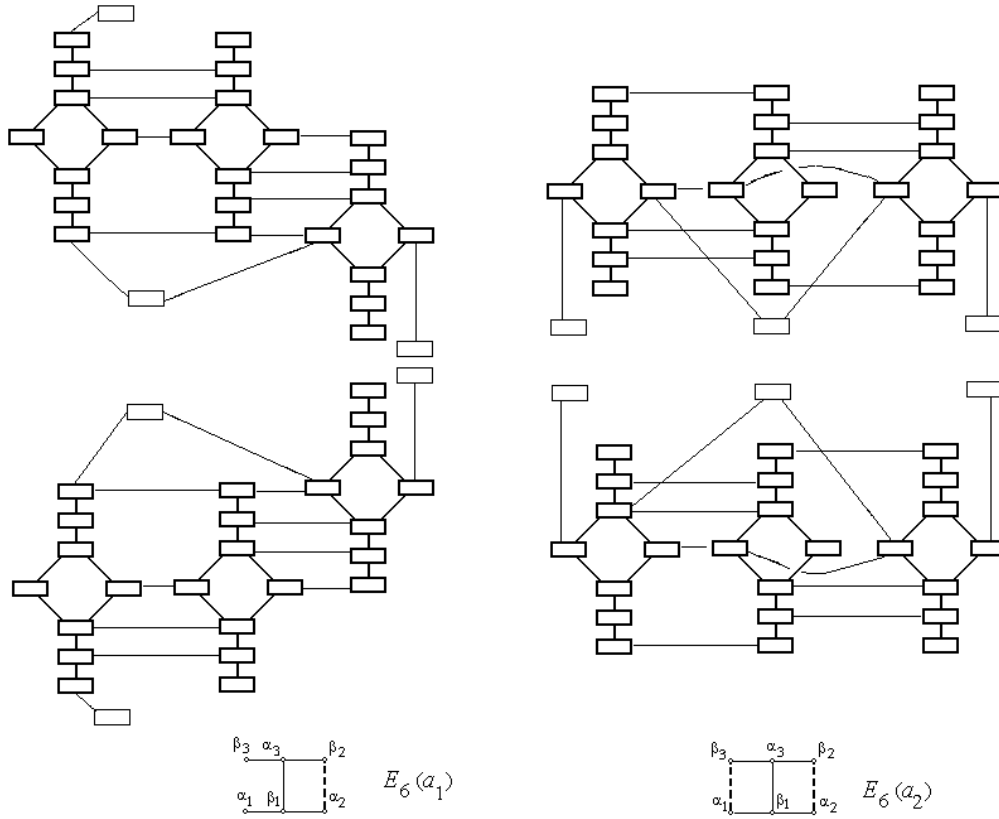


FIGURE 1.2. Linkage systems for $E_6(a_1)$ and $E_6(a_2)$, see Fig. B.25 and Fig. B.26. The 8-cell bold subdiagrams are **loctets**, see Fig. 1.3

The linkage systems for the Carter diagrams $E_6(a_1)$ and $E_6(a_2)$ depicted in Fig. 1.2. The linkage systems with linkage labels vectors for all Carter diagrams are presented in Fig. B.21-B.30, B.47, B.31, B.33, B.35, B.37, B.39-B.45. Every linkage diagram containing at least one non-zero α -label (see §1.5.2) belongs to a certain 8-cell "spindle-like" linkage subsystem called **loctet** (= linkage octet). The loctets are the main construction blocks in every linkage system. If all α -labels (resp. β -labels) of the linkage diagram γ^\vee are zero, we call γ^\vee the β -unicolored (resp. α -unicolored) linkage diagram. Every linkage system is the union of several loctets and several β -unicolored linkage diagrams, see §3. There are exactly 6 loctets in any linkage system of the type $E_6(a_i)$, $i = 1, 2$ or type $E_7(a_i)$, $i = 1, 2, 3, 4$. For $E_6(a_1)$ and $E_6(a_2)$ the linkage system is the union of 6 loctets and 6 β -unicolored linkage diagrams, in sum $54 = 2 \times 27 = 6 \times 8 + 6$ linkage diagrams, see Fig. 1.2.

1.4. The numbers 27, 56 and $2l$. We observe that numbers of linkage diagrams for Carter diagrams $E_6(a_i)$, $E_7(a_i)$ and $D_l(a_i)$ are, respectively, 27, 56 and $2l$ that coincide with the dimensions of the smallest fundamental representations of semisimple Lie algebra E_6 , (resp. E_7 , D_l). Moreover, the number of components in the linkage systems $E_6(a_i)$, $E_7(a_i)$ and $D_l(a_i)$ are, respectively, equal to 2, 1 and 1 that coincide with the number of different smallest fundamental representations of semisimple Lie algebras E_6 , E_7 and D_l , see [Bo05, Ch. VIII, Tabl. 2], [Dy52, Tabl. 30]. Of course, these facts require *a priori* reasoning. It seems that ideas of Section 4 concerning the projection of linkage systems and Theorem 4.5 may help to explain these facts.

1.5. The Carter diagrams, connection diagrams and linkage diagrams. Several types of diagrams are considered in this paper. The *Carter diagram* introduced by R. Carter [Ca72] describes a bicolored decomposition of some element $w \in W$, see §1.5.2. The *connection diagrams* introduced in [St10, §1.1] generalize the Carter diagram; the connection diagram describes a decomposition of certain element $w \in W$, and this diagram is supplied with an order of reflections Ω , see §1.5.3.

In both cases all reflections are associated with roots which are not necessary simple. The *linkage diagram* is a particular case of the connection diagram obtained from a certain Carter diagram by adding one extra vertex with its bonds, see §1.5.4. The linkage diagrams are the focus of this paper.

1.5.1. *The Dynkin diagrams.* Let Γ be a certain Dynkin diagram, Φ be the associated root system, Π be the set of all simple roots in Φ , E be the linear space spanned by all roots, W be the finite Weyl group associated with Γ and acting in the linear space E . Let \mathbf{B} be the corresponding Cartan matrix, (\cdot, \cdot) be the corresponding symmetric bilinear form, and \mathcal{B} be the quadratic Tits form associated with \mathbf{B} , [St08, Ch. 2]. We suppose that the diagonal elements of \mathbf{B} are 2, see Remark 2.6. The following relation is the well-known property connecting roots and the quadratic Tits forms¹:

$$\mathcal{B}(\alpha) = 2 \iff \alpha \in \Phi. \quad (1.3)$$

For two non-orthogonal simple roots α, β , we have

$$(\alpha, \beta) = \|\alpha\| \|\beta\| \cos(\widehat{\alpha, \beta}) = \sqrt{2} \cdot \sqrt{2} \left(-\frac{1}{2}\right) = -1. \quad (1.4)$$

1.5.2. *The Carter diagrams.* The Carter diagram (= admissible diagram) [Ca72, §4] is the diagram Γ satisfying two conditions:

- (a) The nodes of Γ correspond to a set of linearly independent roots.
- (b) Each subgraph of Γ which is a cycle contains even number of vertices.

Let $w = w_1 w_2$ be the decomposition of w into the product of two involutions. By [Ca72, Lemma 5] each of w_1 and w_2 can be expressed as products of reflections corresponding to mutually orthogonal roots as follows:

$$w = w_1 w_2, \quad w_1 = s_{\alpha_1} w_{\alpha_2} \dots w_{\alpha_k}, \quad w_2 = s_{\beta_1} w_{\beta_2} \dots w_{\beta_h}, \quad k + h = l_C(w). \quad (1.5)$$

For details, see [Ca72, §4], [St10, §1.1]. We denote by α -set (resp. β -set) the subset of roots corresponding to w_1 (resp. w_2):

$$\alpha\text{-set} = \{\alpha_1, \alpha_2, \dots, \alpha_k\}, \quad \beta\text{-set} = \{\beta_1, \beta_2, \dots, \beta_h\}. \quad (1.6)$$

Any coordinate from α -set (resp. β -set) of the linkage labels vector we call α -label (resp. β -label). We call the decomposition (1.5) the *bicolored decomposition*. Let $L \subset E$ be the linear subspace spanned by root subsets (1.6), L^\vee be the dual linear space. The corresponding root basis which vectors are not necessarily simple roots, we denote by Π_w :

$$\Pi_w = \{\alpha_1, \alpha_2, \dots, \alpha_k, \beta_1, \beta_2, \dots, \beta_h\}. \quad (1.7)$$

1.5.3. *The connection diagrams.* Each element $w \in W$ can be expressed in the form

$$w = s_{\alpha_1} s_{\alpha_2} \dots s_{\alpha_k}, \alpha_i \in \Phi, \quad (1.8)$$

where Φ is the root system associated with the Weyl group W , s_{α_i} are reflections in W corresponding to not necessarily simple roots $\alpha_i \in \Phi$. The *connection diagram* is the pair (Γ, Ω) , where Γ is the diagram describing connections between roots as it is described by the Dynkin diagrams or by the Carter diagrams, and Ω is the order of elements in the (not necessarily bicolored) decomposition (1.8), see [St10].

For the Dynkin diagrams, a number of bonds for non-orthogonal roots describes the angle between roots, and the ratio of lengths of two roots. For the Carter diagrams and connection diagrams, we add designation distinguishing acute and obtuse angles between roots. Recall, that for the Dynkin diagrams, all angles between simple roots are obtuse and a special designation is not necessary. A *solid edge means an obtuse angle* between roots exactly as for simple roots in the case of Dynkin diagrams. A *dotted edge means an acute angle* between considering roots. For details, see [St10].

¹In order to obtain the values of the linkage labels (see §1.5.4) by integers as in (1.4), we choose the diagonal elements equal 2. Frequently, diagonal elements are chosen equal 1, and (1.3) looks as follows: $\mathcal{B}(\alpha) = 1 \iff \alpha \in \Phi$, see [Kac80].

1.5.4. *Linkages and linkage diagrams.* Let $w = w_1 w_2$ be the bicolored decomposition of some element $w \in W$, where w_1, w_2 are two involutions, respectively, associated with α -set $\{\alpha_1, \dots, \alpha_k\}$ and β -set $\{\beta_1, \dots, \beta_h\}$ of roots from the root system Φ , see (1.5), (1.6), and Γ be the Carter diagram associated with this bicolored decomposition. We consider the *extension* of the root basis Π_w by means of the root $\gamma \in \Phi$, such that the set of roots

$$\Pi_w(\gamma) = \{\alpha_1, \dots, \alpha_k, \beta_1, \dots, \beta_h, \gamma\} \quad (1.9)$$

is linearly independent. Let us multiply w on the right by the reflection s_γ corresponding to γ and consider the diagram $\Gamma' = \Gamma \cup \gamma$ together with new edges. By (1.4), these edges are

$$\begin{cases} \text{solid, for } (\gamma, \tau) = -1, \\ \text{dotted, for } (\gamma, \tau) = 1, \end{cases}$$

where τ one of elements (1.9). We call the diagram Γ' a *linkage diagram*, and the root γ we call a *linkage* or a γ -*linkage*. The roots τ corresponding to the new edges $((\gamma, \tau) \neq 0)$ we call *endpoints* of the linkage diagram. Endpoints lying in α -set (resp. β -set) we call α -*endpoints* (resp. β -*endpoints*). Consider vectors γ^\vee belonging to the dual space L^\vee and defined by (1.10). We call vectors (1.10) *linkage labels vectors* or, for brevity, *linkage labels*.

$$\gamma^\vee := \begin{pmatrix} (\gamma, \alpha_1) \\ \vdots \\ (\gamma, \alpha_k) \\ (\gamma, \beta_1) \\ \vdots \\ (\gamma, \beta_h) \end{pmatrix} \quad (1.10)$$

There is, clearly, a one-to-one correspondence between linkage labels vectors γ^\vee (with labels $\gamma_i^\vee \in \{0, -1, 1\}$) and simply-laced linkage diagrams (i.e., such linkage diagrams that $(\gamma, \tau) \in \{0, -1, 1\}$).

1.6. The main results.

1.6.1. *The partial Cartan matrix and dual partial Weyl group.* In Section 2 we introduce the partial Cartan matrix B_L associated with the linear subspace $L \subset E$ in such a way that B_L coincide with the Cartan matrix \mathbf{B} restricted on L . The matrix B_L is positive definite (Proposition 2.5). We introduce the partial Weyl group W_L generated by reflections $\{s_{\tau_1}, \dots, s_{\tau_l}\}, l = \dim L$, and the dual partial Weyl group W_L^\vee generated by dual reflections $\{s_{\tau_1}^*, \dots, s_{\tau_l}^*\}$, where $s_{\tau_i}^*$ are the dual reflections associated with not necessarily simple roots τ_i . The linkage diagrams γ^\vee and $(w\gamma)^\vee$ are related as follows: $(w\gamma)^\vee = w^* \gamma^\vee$, where $w^* \in W_L^\vee$ (Proposition 2.9). The quadratic Tits form \mathcal{B}_L is a constant for all elements $w\gamma$, where w runs over W_L (Proposition 2.11). Let γ_L is the projection of the root γ on L . The following theorem is the main result of Section 2 that verifies whether or not a given vector is a linkage labels vector:

Theorem (Theorem 2.14). *A vector $u^\vee \in L^\vee$ is the linkage labels vector corresponding to a certain root $\gamma \in \Phi$ (i.e., $u^\vee = B_L \gamma_L$) if and only if*

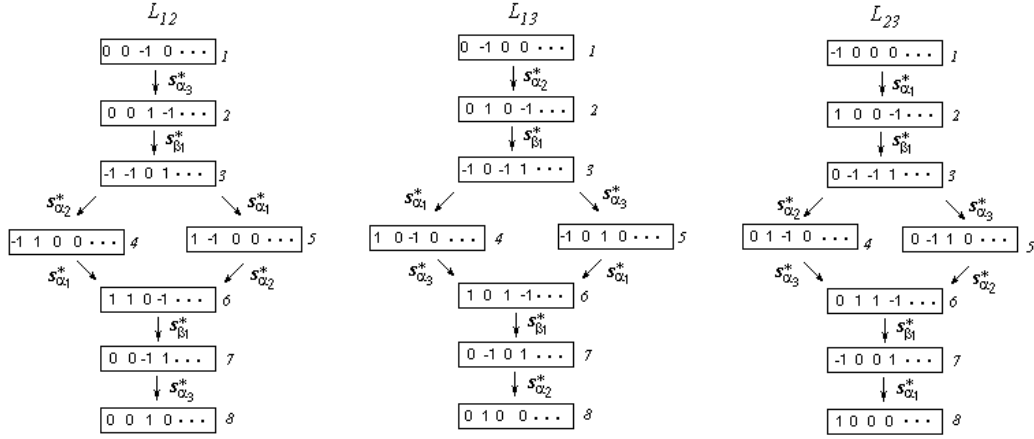
$$\mathcal{B}_L^\vee(u^\vee) < 2. \quad (1.11)$$

1.6.2. *Three loctet types.* In Section 3, by means of inequality (1.11), we obtain a complete description of linkage diagrams for all linkage systems. We introduce the 8-cell linkage subsystem called *loctet* (= *linkage octet*) as is depicted in Fig. 1.3. Loctets are the main construction blocks in the structure of the linkage systems. Consider roots $\gamma_{ij}^\vee(n)$ depicted in Fig. 1.3, where $\{ij\}$ is associated with type L_{ij} and n is the order number of the linkage diagrams in the vertical numbering in Fig. 1.3. The octuple of linkages depicted in every connected component in Fig 1.3 we call the *loctet* of the type L_{12} (resp. L_{13} , resp. L_{23}).

Corollary (on the structure of loctets and linkage diagrams (Corollary 2.17)). *1) Any linkage diagram containing non-zero α -label belongs to one of the loctets of the linkage system.*

2) Any linkage diagram of the loctet uniquely determines the whole loctet.

3) If two loctets have one common linkage diagram they coincide.

FIGURE 1.3. The loctet types L_{12} , L_{13} and L_{23} .

4) Every linkage diagram from the linkage system either belongs to one of the loctets or is β -unicolored.

Remark 1.2. 1) The Carter diagrams $E_8(a_i)$, $i = 1, \dots, 4$ and E_8 do not represent any conjugacy classes in $W(D_n)$:

(a) For Carter diagrams from C4, only $D_l(a_k)$ (for some l, k) are conjugacy classes in $W(D_n)$, see [Ca72, p. 13], [St10, §3], i.e., $E_8(a_i)$ can not be mapped into $W(D_n)$.

(b) For Carter diagrams from DE4, only D_l (for some l) are conjugacy classes in $W(D_n)$, see Proposition 3.4, i.e., E_i can not be mapped into $W(D_n)$.

Hence, there is no such a Weyl group containing linearly independent 9-element root subset that embraces the root subset associated with $E_8(a_i)$ or E_8 , i.e., there are no linkages for any Carter diagram $E_8(a_i)$, $i = 1, \dots, 4$ and E_8 , see [St10, §2.3.3 and Table 2.3]. For this reason, among simply-laced Carter diagrams of E -type we can consider only diagrams with a number of vertices $l < 8$.

2) For the union of two Carter diagrams $\Gamma = \Gamma_1 \amalg \Gamma_2$ we have the direct sums $L = L_1 \oplus L_2$ and $L^\vee = L_1^\vee \oplus L_2^\vee$, and the linkage diagram $\gamma^\vee \in L^\vee$ is split into two summands $\gamma^\vee = \gamma_1^\vee + \gamma_2^\vee$, where $\gamma_i^\vee \in L_i^\vee$. Accordingly, the partial Cartan matrix B_L , and its inverse matrix B_L^{-1} are decomposed into direct sum, and dual partial Weyl group $W_L^\vee = W_{L_1}^\vee \times W_{L_2}^\vee$. Thus, the linkage system of Γ is the direct product of linkage systems for Γ_1 and Γ_2 . \square

In Section 3.1 the calculation technique for loctet diagrams $\gamma_{ij}^\vee(8)$ (= 8th linkage diagram of the loctet) is explained. According to Corollary 2.17, the whole loctet is uniquely determined from $\gamma_{ij}^\vee(8)$. One can recover the calculation for all cases from Tables A.5-A.9. Similarly, in Section 3.2 the calculation technique for β -unicolored linkage diagrams is explained. One can recover the calculation for all cases from Tables A.11-A.13. In Section A.4 the loctets per components for all linkage systems are listed in Table A.14. In Section A.1 the partial Cartan matrix B_L and the matrix B_L^{-1} , the inverse of the partial Cartan matrix B_L for all simply-laced Carter diagrams containing 4-cycle and Dynkin diagrams E_6 , E_7 are listed in Tables A.2-A.4. In Section B all linkage systems are depicted in Fig. B.21-B.47. The final description of all linkage systems is presented in Theorem 1.4.

1.6.3. *Linkage systems and weight systems.* The linkage and weight systems for E_6 coincide, see Fig. B.31 and Fig. B.32. It becomes obvious after recognizing loctets in both diagrams. The comparative figure containing both the linkage systems and the weight systems together with all their loctets can be seen in Fig. 1.5. Similarly, the linkage and weight systems for E_7 coincide, see Fig. B.33 and Fig. B.34.

Remark 1.3. 1) Let us $\overline{\omega}_l$ be highest weight corresponding to the dimension of the smallest fundamental representation of semisimple Lie algebra associated with the Dynkin diagram Γ , see [Bo05, Ch. 8, Table 2], [Bo02, Ch. 6.1.10] and γ_l be the linkage connected only to the endpoint vertex l . This is not a surprise that the linkage system for Γ and the weight system for $\overline{\omega}_l$ coincide. The reason for this fact is the following: dual partial Weyl group W_L for the Dynkin diagram of CCl (see footnote in §1.1), coincides with Weyl group W of this type, the Dynkin labels of $\overline{\omega}_l$ coincide with linkage labels γ_l^\vee , so we have that

$$\gamma_l^\vee = B_L \gamma_l = \mathbf{B} \overline{\omega}_l = \begin{pmatrix} 1 \\ 0 \\ \dots \\ 0 \end{pmatrix}. \quad (1.12)$$

Note that the vector (1.12) is the vector from which the group $W^\vee = W_L^\vee$ starts to act (up to permutations of the top and bottom of the figure and permutations of appropriate coordinates), see Fig. B.31, Fig. B.32, (resp. Fig. B.33, Fig. B.34) for E_6 (resp. E_7). Further, the orbit of the vector $\mathbf{B} \overline{\omega}_l$ (under action of the dual Weyl group W^\vee) is the weight system, and the orbit of γ_l^\vee (under action of the partial dual Weyl group W_L^\vee , which coincides with W^\vee in this case) is the linkage system.

2) The weight system corresponding to the highest weight $\overline{\omega}_1$ for the type D_l is taken from [PSV98, Fig. 4], see Fig. 1.4. The number of weights is $2l$. According to heading 3), the linkage system has the same diagram. Compare with the linkage systems for $D_l(a_k)$, see Fig. B.46, B.47, B.35, B.37.

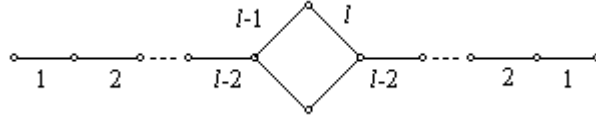


FIGURE 1.4. The weight system $(D_l, \overline{\omega}_1)$.

Note that the linkage system D_l ($=$ weight system $(D_l, \overline{\omega}_1)$) in Fig. 1.4 has exactly the same shape as the Carter diagram $D_l(a_k)$ despite the fact that the vertices in these diagrams are of the different nature.

3) There are two non-conjugate conjugacy classes A'_l and A''_l in $W(D_n)$, see Remark 3.3. Nevertheless, the linkage system for A_l can be constructed. According to heading 3), this linkage system coincides with the weight system for A_l . Figures of the weight system $(A_l, \overline{\omega}_1)$ can be found in [PSV98, Fig. 1]. The shape of this weight system coincides with the Dynkin diagram A_{l+1} . \square

Theorem 1.4. In Table 1.1, the values $\mathcal{B}_L^\vee(\gamma^\vee)$, the number of components and number of linkage diagrams are collected for Carter diagrams from C4 and DE4.

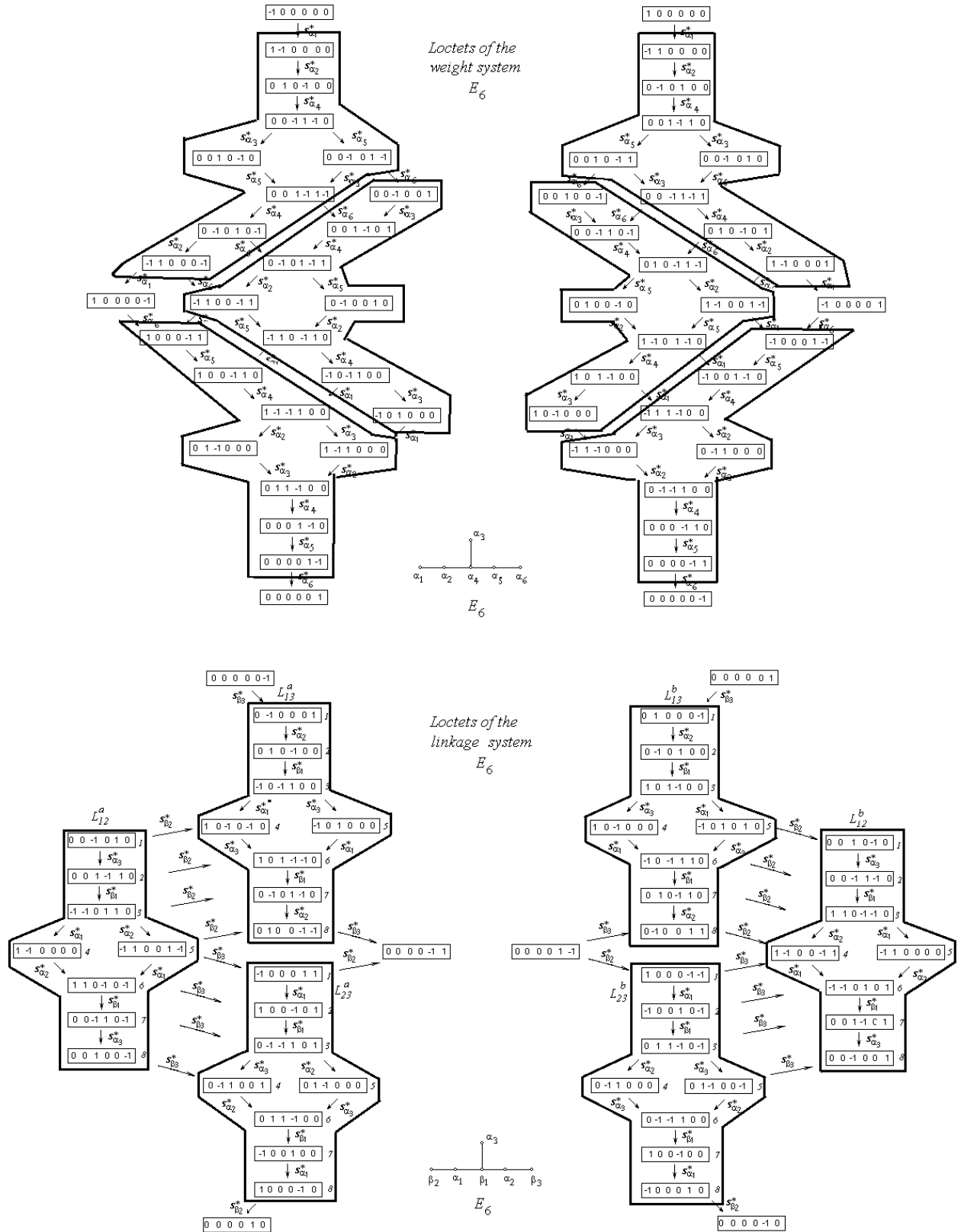
Proof. The number of linkage diagrams is obtained from the enumeration of loctets and β -unicolored linkage diagrams for every Carter diagram from Table 1.1, see §3. The number of components is obtained from the shape of linkage systems. For the Carter diagrams from C4, see Fig. B.22 - B.30, Fig. B.39 - B.42, Fig. B.45. For the Carter diagrams from DE4, see Fig. B.31, Fig. B.33, Fig. B.35, Fig. B.37, Fig. B.43-B.45. For $D_l(a_k)$, $l \geq 8$ and D_l , $l \geq 8$ the statement is proved in Proposition 4.8. \square

The Carter diagram	Number of components	E -type components		D -type components	
		$\mathcal{B}_L^\vee(\gamma^\vee)$	Number of linkage diagrams	$\mathcal{B}_L^\vee(\gamma^\vee)$	Number of linkage diagrams
$D_4(a_1)$	3	1	$16(= 8 \times 2)$	1	8
D_4	3	1	$16(= 8 \times 2)$	1	8
$D_5(a_1)$	3	$\frac{5}{4}$	$32(= 16 \times 2)$	1	10
D_5	3	$\frac{5}{4}$	$32(= 16 \times 2)$	1	10
$E_6(a_1)$	2	$\frac{4}{3}$	$54(= 27 \times 2)$	-	-
$E_6(a_2)$	2	$\frac{4}{3}$	$54(= 27 \times 2)$	-	-
E_6	2	$\frac{4}{3}$	$54(= 27 \times 2)$	-	-
$D_6(a_1)$	3	$\frac{3}{2}$	$64(= 32 \times 2)$	1	12
$D_6(a_2)$	3	$\frac{3}{2}$	$64(= 32 \times 2)$	1	12
D_6	3	$\frac{3}{2}$	$64(= 32 \times 2)$	1	12
$E_7(a_1)$	1	$\frac{3}{2}$	56	-	-
$E_7(a_2)$	1	$\frac{3}{2}$	56	-	-
$E_7(a_3)$	1	$\frac{3}{2}$	56	-	-
$E_7(a_4)$	1	$\frac{3}{2}$	56	-	-
E_7	1	$\frac{3}{2}$	56	-	-
$D_7(a_1)$	3	$\frac{7}{4}$	$128(= 64 \times 2)$	1	14
$D_7(a_2)$	3	$\frac{7}{4}$	$128(= 64 \times 2)$	1	14
D_7	3	$\frac{7}{4}$	$128(= 64 \times 2)$	1	14
$D_l(a_k), l > 7$	1	-	-	1	$2l$
$D_l, l > 7$	1	-	-	1	$2l$

TABLE 1.1. Values of $\mathcal{B}_L^\vee(\gamma^\vee)$ and the number of linkage diagrams for the Carter diagrams.

Remark 1.5 (Additions to Table 1.1). 1) For $D_4(a_1)$, two E -type components of the linkage system are also D -type components, see Fig. B.21, components (II) and (III). This is reflected in fact that $\mathcal{B}_L^\vee(\gamma^\vee) = 1$ for all 3 components. The third component is only of the D -type, see Fig. B.21, component (I).

2) For D_4 , there are 3 components in the linkage system, each of which is the D -type component and also E -type component. To obtain these components one can take only 4 first coordinates for any linkage diagrams in Fig. 1.3. Every component is exactly the loctet. These components coincide with 3 weight systems of 3 fundamental representations of semisimple Lie algebra D_4 : $(D_4, \overline{\omega}_1)$, $(D_4, \overline{\omega}_3)$, $(D_4, \overline{\omega}_4)$.


 FIGURE 1.5. Loctets in the weight system and in the linkage system E_6

1.6.4. *Projection of linkage diagrams and loctets.* Section 4 is devoted to the projection of linkage systems, see Fig. 1.6, Fig. 4.18. Primarily, we consider the simply extendable Carter diagrams in Section 4.1. The Carter diagram Γ is called *simply extendable in the vertex τ_p* if the new diagram obtained by the extra vertex τ_{l+1} together with the additional connection edge $\{\tau_p, \tau_{l+1}\}$ is also the Carter diagram. For the case where the Carter diagram $\tilde{\Gamma}$ is an simple extension of other Carter diagram Γ , we construct the projection of the linkage diagrams of $\tilde{\Gamma}$ to the linkage diagrams of Γ . The main result of this section is the following theorem:

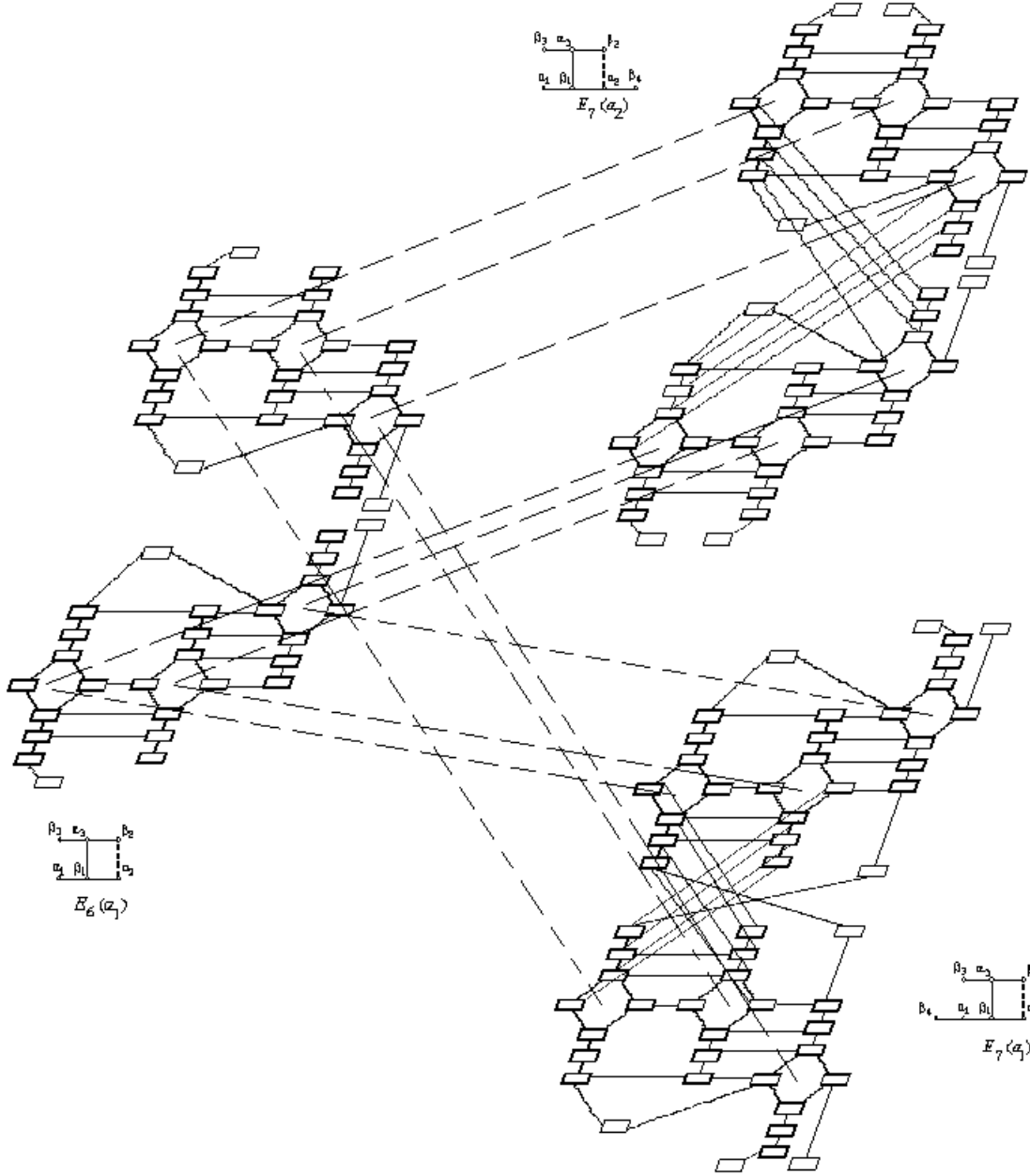


FIGURE 1.6. Projection of linkage systems $E_7(a_1)$, $E_7(a_2)$ onto the linkage system $E_6(a_1)$ (depicted in Fig. B.25, Fig. B.27, Fig. B.28).

Theorem (Theorem 4.5). *Let the Carter diagram $\tilde{\Gamma}$ be the extension of the Carter diagram Γ in the vertex τ_p , such that the vertex τ_p is connected to the vertex τ_{l+1} . Let $\tilde{\gamma}^\vee$ be a certain linkage*

diagram for $\tilde{\Gamma}$, and γ^\vee be the vector obtained from $\tilde{\gamma}^\vee$ by removing the coordinate τ_{l+1} . If $\gamma^\vee \neq 0$ then γ^\vee is the linkage diagram for Γ .

This theorem is used for describing of linkage systems $D_l(a_k)$, $D_l, l > 7$ in Proposition 4.8. According to Remark 4.6, we obtain the projection of loctets associated with Carter diagrams $\tilde{\Gamma}$ and Γ . This projection is presented by means of dotted lines connecting centers of loctets of Γ and $\tilde{\Gamma}$, see Fig. 1.6.

Dedication. This paper is dedicated to the memory *Gurii Fedorovich Kushner*, [K70, K72, K79], who in the early 80's first told me about the highest weight representations of semisimple Lie algebras.

2. The Cartan matrix associated with conjugacy class

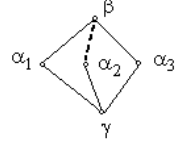
2.1. More on 4-cycles.

2.1.1. *How many endpoints may be in a linkage diagram?* In that follows, we show that the number of endpoints in any linkage diagram is not more than 6, and in some cases this number is not more than 4.

Proposition 2.1. *Let $w = w_\alpha w_\beta$ be the bicolored decomposition of w into the product of two involutions, and Γ be the Carter diagram corresponding to this decomposition. Let γ^\vee be any linkage diagram obtained from Γ .*

1) *The linkage diagram γ^\vee does not have more than 3 α -endpoints and 3 β -endpoints.*

2) *If α -set (resp. β -set) contains 3 points connecting to one branch point β (resp. α), i.e., $\{\beta \cup \alpha\text{-set}\}$ (resp. $\{\alpha \cup \beta\text{-set}\}$) forms the diagram D_4 then there are no more than two α -endpoints (resp. β -endpoints) in the given α -set (resp. β -set). (Corollary 2.4, from [St10].)*



3) *Let $\{\alpha_1, \beta_1, \alpha_2, \beta_2\}$ be the square in certain connected diagram. There does not exist a root γ connected to all vertices of the square. (Corollary 2.4, from [St10].)*

Proof. 1) If the linkage γ^\vee has 4 α -endpoints then the connection diagram contains the diagram $\tilde{D}_4 = \{\gamma, \alpha_1, \alpha_2, \alpha_3, \alpha_4\}$, then the vector¹ $\varphi = 2\gamma + \sum_{i=1}^4 \alpha_i$ has zero length, since

$$(\varphi, \varphi) = 4(\gamma, \gamma) + \sum_{i=1}^4 (\alpha_i, \alpha_i) + 4 \sum_{i=1}^4 (\gamma, \alpha_i) = 4 \cdot 2 + 4 \cdot 2 - 16 \cdot 1 = 0. \quad (2.1)$$

This fact contradicts the linear independence of roots $\{\gamma, \alpha_1, \alpha_2, \alpha_3, \alpha_4\}$, see [St10, Proposition A.2]). \square

Corollary 2.2. a) *For the Carter diagrams $D_5(a_1)$, $E_6(a_1)$, $E_6(a_2)$, $D_6(a_2)$, any linkage diagram does not contain more than two endpoints in α -set (resp. β -set).*

b) *For the Carter diagrams $D_6(a_1)$, $E_7(a_1)$, $E_7(a_2)$, $E_7(a_3)$, $E_7(a_4)$, any linkage diagram does not contain more than two endpoints in α -set.*

c) *For the Carter diagrams $D_7(a_1)$, $D_7(a_2)$, there are linkage diagrams containing more than two endpoints in α -set or in β -set.*

See α -set and β -set of Carter diagrams in Tables A.2-A.3. \square

2.1.2. The diagonal in a square.

Proposition 2.3 (On squares). *Let γ form the linkage diagram containing the square $\{\alpha_i, \beta_k, \alpha_j, \gamma\}$. If there is an even number of dotted edges in the square then there exists a diagonal in the square. If there is an odd number of dotted edges in the square then there is no any diagonal in the square. Namely:*

(a) *If there is no dotted edge in the square then there exists the dotted diagonal $\{\gamma, \beta_k\}$, i.e., $(\gamma, \beta_k) = 1$, see Fig. 2.7,(a).*

(b) *If there are two dotted edges $\{\gamma, \alpha_i\}$ and $\{\gamma, \alpha_j\}$ in the square, i.e., $(\gamma, \alpha_i) = (\gamma, \alpha_j) = 1$, and remaining edges are solid then there exists the solid diagonal $\{\gamma, \beta_k\}$, i.e., $(\gamma, \beta_k) = -1$, see Fig. 2.7,(b).*

(c) *If there are two dotted edges $\{\gamma, \alpha_j\}$ and $\{\beta_k, \alpha_i\}$, i.e., $(\gamma, \alpha_j) = (\beta_k, \alpha_i) = 1$, and remaining edges are solid then there exists the solid diagonal $\{\gamma, \beta_k\}$, i.e., $(\gamma, \beta_k) = -1$, see Fig. 2.7,(c).*

(d) *If there are two dotted edges $\{\gamma, \alpha_i\}$ and $\{\beta_k, \alpha_i\}$, i.e., $(\gamma, \alpha_i) = (\beta_k, \alpha_i) = 1$, and remaining edges are solid then there exists the dotted diagonal $\{\gamma, \beta_k\}$, i.e., $(\gamma, \beta_k) = -1$, see Fig. 2.7,(d).*

¹We denote by the same letters vertices and the corresponding roots.

(e) If there is only one dotted edge $\{\gamma, \alpha_j\}$, i.e., $(\gamma, \alpha_j) = 1$, and remaining edges are solid then there is no any diagonal, i.e., $(\gamma, \beta_k) = 0$, see Fig. 2.7.(d).

(f) If there are three dotted edges $\{\gamma, \alpha_i\}, \{\gamma, \alpha_j\}, \{\beta_k, \alpha_j\}$, i.e., $(\gamma, \alpha_i) = (\gamma, \alpha_j) = (\beta_k, \alpha_j) = 1$, and remaining edge is solid then there is no any diagonal, i.e., $(\gamma, \beta_k) = 0$, see Fig. 2.7.(e).

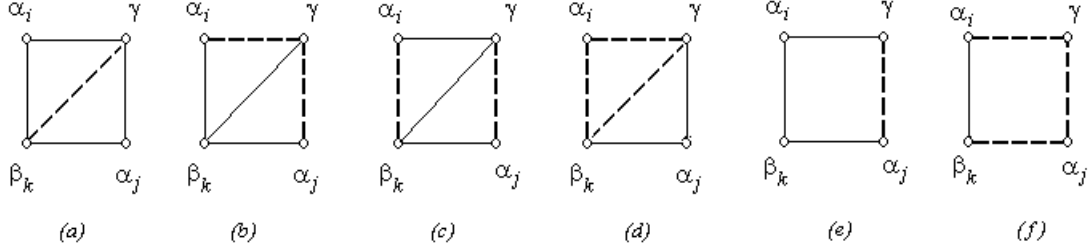


FIGURE 2.7. Linkage diagrams containing a square.

Proof. If the diagonal does not exist in cases (a), (b), (c) or (d) then we obtain (if necessary, after reflections, see Remark 2.4) the extended Dynkin diagram \tilde{A}_4 that contradicts Proposition A.2 from [St10]. If the diagonal (dotted or solid) exists in cases (e) or (f) then one of obtained triangles (if necessary, after reflections) is the extended Dynkin diagram \tilde{A}_3 that contradicts Proposition A.2 from [St10]. \square

Remark 2.4. The quadruples of roots $\{\alpha_i, \beta_k, \alpha_j, \gamma\}$ depicted in Fig. 2.7 can be obtained from each other by means of simple transformations, see Fig. 2.8. For example, square (e) is transformed to square (c) by reflection $\beta_k \rightarrow s_{\alpha_i}(\beta_k) = \beta_k + \alpha_i$. Indeed,

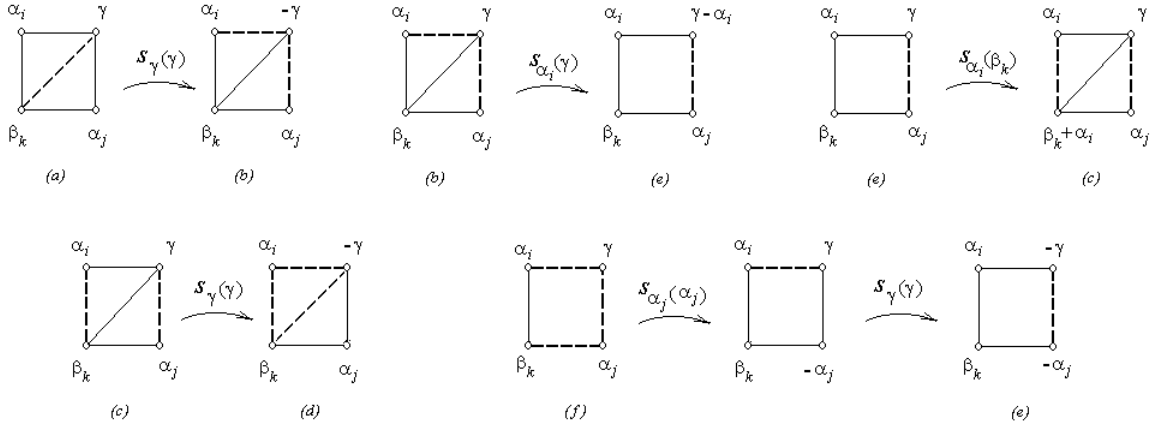


FIGURE 2.8. Linkage diagrams containing a square

$$\begin{aligned}
 (\beta_k + \alpha_i, \alpha_j) &= (\beta_k, \alpha_j) = -1, \text{ (solid edge),} \\
 (\beta_k + \alpha_i, \alpha_i) &= (\beta_k, \alpha_i) + (\alpha_i, \alpha_i) = -1 + 2 = 1, \text{ (dotted edge),} \\
 (\beta_k + \alpha_i, \gamma) &= (\beta_k, \gamma) + (\alpha_i, \gamma) = 0 - 1 = -1, \text{ (solid edge),}
 \end{aligned} \tag{2.2}$$

2.2. The partial Cartan matrix. Let $L \subset E$ (resp. $L' \subset E$) be the linear subspace spanned by root subset¹ S (resp. S'). From now on, if the bicolored decomposition does not matter, we use the notation τ_i for the roots instead of the bicolored notation α_i and β_j , i.e.,

$$\begin{aligned}
 S &= \{\alpha_1, \dots, \alpha_k, \beta_1, \dots, \beta_h\}, & \tau_i &= \alpha_i, \text{ for } i = 1, \dots, k; & \tau_{j+k} &= \beta_j, \text{ for } j = 1, \dots, h. \\
 S &= \{\alpha'_1, \dots, \alpha'_k, \beta'_1, \dots, \beta'_h\}, & \tau'_i &= \alpha'_i, \text{ for } i = 1, \dots, k; & \tau'_{j+k} &= \beta'_j, \text{ for } j = 1, \dots, h.
 \end{aligned} \tag{2.3}$$

¹The root subset S (resp. S') is not the root subsystem since roots of S (resp. S') are not necessarily simple.

Similarly to the Cartan matrix associated with Dynkin diagrams, we determine the Cartan matrix for each Carter diagram Γ from **C4** or **DE4** as follows

$$B_L := \begin{pmatrix} (\alpha_i, \alpha_j) & \dots & (\alpha_i, \beta_r) \\ \dots & \dots & \dots \\ (\beta_q, \alpha_j) & \dots & (\beta_q, \beta_r) \end{pmatrix} \quad \begin{matrix} i, j = 1, \dots, k, \\ \dots \\ q, r = 1, \dots, h. \end{matrix} \quad (2.4)$$

We call this matrix the *partial Cartan matrix*. According to (1.2), $B_L = B_{L'}$, i.e., the partial Cartan matrix B_L is well-defined. Thus, for every Carter diagram $\Gamma \in \mathbf{C4}$, we associate the Cartan matrix also with the conjugacy class corresponding to Γ . The symmetric bilinear form associated with the partial Cartan matrix B_L is denoted by $(\cdot, \cdot)_L$ and the corresponding quadratic form is denoted by \mathcal{B}_L .

Proposition 2.5. 1) The restriction of the bilinear form associated with the Cartan matrix \mathbf{B} on the subspace L coincide with the bilinear form associated with the partial Cartan matrix B_L , i.e., for any pair of vectors $v, u \in L$ we have

$$(v, u)_L = (v, u), \text{ and } \mathcal{B}_L(v) = \mathcal{B}(v). \quad (2.5)$$

2) For every Carter diagram, the matrix B_L is positive definite.

Proof. 1) From (2.4) we deduce:

$$(v, u)_L = \left(\sum_i t_i \tau_i, \sum_j q_j \tau_j \right)_L = \sum_{i,j} t_i q_j (\tau_i, \tau_j)_L = \sum_{i,j} t_i q_j (\tau_i, \tau_j) = (v, u).$$

2) This follows from 1). □

Remark 2.6 (The classical case). Recall that the $n \times n$ matrix K satisfying the following properties

- (C1) $k_{ii} = 2$ for $i = 1, \dots, n$,
- (C2) $-k_{ij} \in \mathbb{Z} = \{0, 1, 2, \dots\}$ for $i \neq j$,
- (C3) $k_{ij} = 0$ implies $k_{ji} = 0$ for $i, j = 1, \dots, n$

is called a *generalized Cartan matrix*, [Kac80], [St08, §2.1].

The condition (C2) is not valid for the partial Cartan matrix: a few values k_{ij} associated with dotted edges are positive, see Tables A.2, A.3.

If the Carter diagram does not contain any cycle, then the Carter diagram is the Dynkin diagram, the corresponding conjugacy class is the conjugacy class of the Coxeter element, and the partial Cartan matrix is the classical Cartan matrix, which is the subclass of generalized Cartan matrices.

Remark 2.7 (The predefined numbering). Every Carter diagrams $\Gamma \in \mathbf{C4}$ with number of vertices $l \geq 5$ contains the subdiagram $D_5(a_1)$, see Tables A.2, A.3. We predefine the vertex numbering of the subdiagram $D_5(a_1)$ in any encompassing diagram as in Fig 2.9.

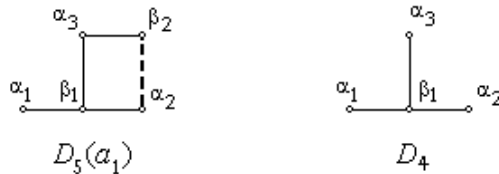


FIGURE 2.9. The predefined numbering in two pattern subdiagrams: $D_5(a_1)$ and D_4

For Carter diagrams $\Gamma \in \mathbf{DE4}$, i.e., Dynkin diagrams $D_l, l \geq 4, E_6, E_7, E_8$, the diagram Γ contains subdiagram D_4 . We predefine the vertex numbering of the subdiagram D_4 in any encompassing diagram as in Fig 2.9. The predefined numbering of vertices Fig. 2.9 is presented, for example, in Fig. 2.10-2.12. □

2.3. The dual partial Weyl group associated with a conjugacy class. Let $\Gamma \in \mathbf{C4}$, and Π_w be the root basis associated with Γ . Up to conjugacy, the root basis Π_w is well-defined for any $\Gamma \in \mathbf{C4}$. Indeed, let w and w' have the same Carter diagram and be conjugate, i.e., $w' = \tilde{w}w\tilde{w}^{-1}$, for some $\tilde{w} \in W$. For any bicolored decomposition

$$w = s_{\alpha_1} \dots s_{\alpha_k} s_{\beta_1} \dots s_{\beta_h}, \quad (2.6)$$

the conjugate element w' has also bicolored decomposition associated with the same diagram Γ :

$$w' = s_{\tilde{w}\alpha_1} \dots s_{\tilde{w}\alpha_k} s_{\tilde{w}\beta_1} \dots s_{\tilde{w}\beta_h}. \quad (2.7)$$

Let us define dual vectors $\tau_i^\vee \in L^\vee$ for any $\tau_i \in \Pi_w$:

$$\tau_i^\vee := B_L \tau_i. \quad (2.8)$$

Eq. (2.8) is consistent with (1.10). The mapping $^\vee : \tau_i \longrightarrow \tau_i^\vee$ is expanded to the linear mapping $L \longrightarrow L^\vee$, and

$$u^\vee = B_L u = \begin{pmatrix} (u, \tau_1) \\ \vdots \\ (u, \tau_l) \end{pmatrix}, \text{ for any } u \in L. \quad (2.9)$$

Lengths of vectors τ_i^\vee in the sense of symmetric bilinear form $(\cdot, \cdot)_{L^\vee}$ associated with B_L^{-1} are equal to 2, since

$$(\tau_i^\vee, \tau_i^\vee)_{L^\vee} = \langle B_L^{-1} \tau_i^\vee, \tau_i^\vee \rangle = \langle \tau_i, B_L \tau_i \rangle = (\tau_i, \tau_i)_L = (\tau_i, \tau_i) = 2. \quad (2.10)$$

Let us consider the restriction of the reflection s_{τ_i} on the subspace L . For any $v \in L$, by Proposition 2.5 we have:

$$s_{\tau_i} v = v - 2 \frac{(\tau_i, v)}{(\tau_i, \tau_i)} \tau_i = v - (\tau_i, v)_L \tau_i = v - \langle B_L \tau_i, v \rangle \tau_i = v - \langle \tau_i^\vee, v \rangle \tau_i. \quad (2.11)$$

We define the reflection $s_{\tau_i}^*$ acting on $u \in L^\vee$ as follows:

$$s_{\tau_i}^* u := u - 2 \frac{(u, \tau_i^\vee)_{L^\vee}}{(\tau_i^\vee, \tau_i^\vee)_{L^\vee}} \tau_i^\vee = u - (u, \tau_i^\vee)_{L^\vee} \tau_i^\vee = u - \langle u, B_L^{-1} \tau_i^\vee \rangle \tau_i^\vee = u - \langle u, \tau_i \rangle \tau_i^\vee. \quad (2.12)$$

Let W_L (resp. W_L^\vee) be the group generated by reflections $\{s_{\tau_i} \mid \tau_i \in \Pi_w\}$ (resp. $\{s_{\tau_i}^* \mid \tau_i \in \Pi_w\}$).

Proposition 2.8. 1) For any $\tau_i \in \Pi_w$, we have

$$s_{\tau_i}^* = {}^t s_{\tau_i} = {}^t s_{\tau_i}^{-1}. \quad (2.13)$$

2) The mapping

$$w \rightarrow {}^t w^{-1} \quad (2.14)$$

determines an isomorphism of W_L onto W_L^\vee .

Proof. 1) By (2.11) and (2.12), for any $v \in L, u \in L^\vee$ we have:

$$\begin{aligned} \langle s_{\tau_i}^* u, v \rangle &= \langle u - \langle u, \tau_i \rangle \tau_i^\vee, v \rangle = \langle u, v \rangle - \langle u, \tau_i \rangle \langle v, \tau_i^\vee \rangle, \\ \langle u, s_{\tau_i} v \rangle &= \langle u, v - \langle \tau_i^\vee, v \rangle \tau_i \rangle = \langle u, v \rangle - \langle \tau_i^\vee, v \rangle \langle u, \tau_i \rangle. \end{aligned} \quad (2.15)$$

Thus,

$$\langle s_{\tau_i}^* u, v \rangle = \langle u, s_{\tau_i} v \rangle, \quad \text{for any } v \in L, u \in L^\vee, \quad (2.16)$$

and (2.13) holds. \square

One should note that W_L (and, therefore, W_L^\vee) is not necessarily Weyl group, since the roots $\tau_i \in \Pi_w$ are not necessarily simple and they do not constitute a root subsystem. We call W_L the

partial Weyl group, and W_L^\vee the dual partial Weyl group associated with a conjugacy class, or, for short, the dual partial Weyl group. Then

$$(s_{\tau_i}^* \gamma^\vee)_{\tau_k} = \begin{cases} -\gamma_{\tau_i}^\vee, & \text{for } k = i, \\ \gamma_{\tau_k}^\vee + \gamma_{\tau_i}^\vee, & \text{if } \{\tau_k, \tau_i\} \text{ is the solid edge, i.e., } (\tau_k, \tau_i) = -1, \\ \gamma_{\tau_k}^\vee - \gamma_{\tau_i}^\vee, & \text{if } \{\tau_k, \tau_i\} \text{ is the dotted edge, i.e., } (\tau_k, \tau_i) = 1, \\ \gamma_{\tau_i}^\vee, & \text{if } \tau_k \text{ and } \tau_i \text{ are not connected, i.e. } (\tau_k, \tau_i) = 0. \end{cases} \quad (2.17)$$

□

Let Π be the set of the simple roots in the root system Φ associated with the Weyl group W , let E be the linear space spanned by simple roots from Π . Let M be the orthogonal complement of L in E in the sense of the bilinear form (\cdot, \cdot) :

$$E = L \oplus M, \quad M \perp L. \quad (2.18)$$

Any root $\gamma \in \Phi$ is uniquely decomposed into the following sum:

$$\gamma = \gamma_L + \mu, \quad (2.19)$$

where $\gamma_L \in L$, $\mu \in M$.

Proposition 2.9. 1) For the linkage labels vector γ^\vee and the vector γ_L from (2.19), we have

$$\gamma^\vee = B_L \gamma_L. \quad (2.20)$$

2) For $s_{\tau_i}^*$, the dual reflection (2.12), the following holds

$$(s_{\tau_i} \gamma)^\vee = s_{\tau_i}^* B_L \gamma_L = s_{\tau_i}^* \gamma^\vee. \quad (2.21)$$

3) For $w^* \in W_L^\vee$ ($w^* := {}^t w^{-1}$), the dual element of $w \in W$, we have

$$(w \gamma)^\vee = w^* \gamma^\vee \quad (= {}^t w^{-1} \gamma^\vee). \quad (2.22)$$

4) The following relations hold

$$B_L s_{\tau_i} = s_{\tau_i}^* B_L, \quad (2.23)$$

$$\mathcal{B}_L(s_{\tau_i} v) = \mathcal{B}_L(v), \quad \text{for any } v \in L,$$

$$\mathcal{B}_L^\vee(s_{\tau_i}^* u) = \mathcal{B}_L^\vee(u), \quad \text{for any } u \in L^\vee. \quad (2.24)$$

Proof.

1) Since $(\tau_i, \mu) = 0$ for any $\tau_i \in S$, by (2.9) we have

$$\gamma^\vee = \begin{pmatrix} (\gamma, \alpha_1) \\ \dots \\ (\gamma, \beta_h) \end{pmatrix} = \begin{pmatrix} (\gamma_L + \mu, \alpha_1) \\ \dots \\ (\gamma_L + \mu, \beta_h) \end{pmatrix} = \begin{pmatrix} (\gamma_L, \alpha_1) \\ \dots \\ (\gamma_L, \beta_h) \end{pmatrix} = \gamma_L^\vee = B_L \gamma_L.$$

2) Since $(\tau_i, \mu) = 0$ for any $\tau_i \in S$, and $s_{\tau_i} \mu = \mu$, we have

$$(s_{\tau_i} \gamma)^\vee = \begin{pmatrix} (s_{\tau_i} \gamma, \alpha_1) \\ \dots \\ (s_{\tau_i} \gamma, \beta_h) \end{pmatrix} = \begin{pmatrix} (s_{\tau_i} \gamma_L + \mu, \alpha_1) \\ \dots \\ (s_{\tau_i} \gamma_L + \mu, \beta_h) \end{pmatrix} = \begin{pmatrix} (s_{\tau_i} \gamma_L, \alpha_1) \\ \dots \\ (s_{\tau_i} \gamma_L, \beta_h) \end{pmatrix} =$$

$$(s_{\tau_i} \gamma_L)^\vee = B_L s_{\tau_i} \gamma_L = s_{\tau_i}^* B_L \gamma_L = s_{\tau_i}^* \gamma^\vee.$$

3) Let $w = s_{\tau_1} s_{\tau_2} \dots s_{\tau_m}$ be the decomposition of $w \in W$. Since $s_\tau^* = {}^t s_\tau^{-1} = {}^t s_\tau$, we deduce from (2.21) the following:

$$(w \gamma)^\vee = (s_{\tau_1} s_{\tau_2} \dots s_{\tau_m} \gamma)^\vee = s_{\tau_1}^* (s_{\tau_2} \dots s_{\tau_m} \gamma)^\vee = s_{\tau_1}^* s_{\tau_2}^* (s_{\tau_3} \dots s_{\tau_m} \gamma)^\vee = \dots = s_{\tau_1}^* s_{\tau_2}^* \dots s_{\tau_m}^* \gamma^\vee = {}^t (s_{\tau_m} \dots s_{\tau_2} s_{\tau_1}) \gamma^\vee = {}^t (s_{\tau_1} s_{\tau_2} \dots s_{\tau_m})^{-1} \gamma^\vee = w^* \gamma^\vee$$

4) The equality (2.23) holds since the following is true for any $u, v \in L$:

$$(s_{\tau_i} u, v)_L = (u, s_{\tau_i} v)_L, \quad \text{i.e., } \langle B_L s_{\tau_i} u, v \rangle = \langle B_L u, s_{\tau_i} v \rangle = \langle s_{\tau_i}^* B_L u, v \rangle, \quad \text{and} \\ \langle (B_L s_{\tau_i} - s_{\tau_i}^* B_L) u, v \rangle = 0.$$

Further, (2.24) holds since

$$\begin{aligned}\mathcal{B}_L(s_{\tau_i}v) &= \langle B_L s_{\tau_i}v, s_{\tau_i}v \rangle = \langle s_{\tau_i}^* B_L v, s_{\tau_i}v \rangle = \langle B_L v, v \rangle = \mathcal{B}_L(v). \\ \mathcal{B}_L^\vee(s_{\tau_i}^*u) &= \langle B_L^\vee s_{\tau_i}^*u, s_{\tau_i}^*u \rangle = \langle s_{\tau_i} B_L^\vee u, s_{\tau_i}^*u \rangle = \langle B_L^\vee u, u \rangle = \mathcal{B}_L^\vee(u).\end{aligned}$$

□

Remark 2.10. The mapping $^\vee$ defined on L preserves dimensions and coincides with $B_L, ^\vee : L \longrightarrow L^\vee$, see (2.9). From Proposition 2.9, heading 1) we see that the mapping $^\vee$ is also defined on E :

$$\begin{aligned}^\vee : E = L \oplus M &\longrightarrow L \longrightarrow L^\vee, \\ ^\vee : M &\longrightarrow 0.\end{aligned}\tag{2.25}$$

2.4. The inverse quadratic form \mathcal{B}_L^\vee .

2.4.1. *The length of the projection of the root.* Let $\Pi_w(\theta)$ be the root subset obtained as the extension of Π_w by some root θ linearly independent of Π_w , let $W_L(\theta)$ be the subgroup generated by W_L and reflection s_θ , and $\Phi_w(\theta)$ be the root subset that is the orbit of the action of $W_L(\theta)$ on $\Pi_w(\theta)$. Let γ be any root from $\Phi_w(\theta)$, $\gamma = \tilde{w}\theta$, i.e., $s_\gamma = \tilde{w}s_\theta\tilde{w}^{-1} \in W_L(\theta)$. It is clear that

$$W_L(\theta) = W_L(\gamma), \quad \Phi_w(\theta) = \Phi_w(\gamma), \quad \text{for any } \gamma \in \Phi_w(\theta).\tag{2.26}$$

We will show that the length of the projection γ_L of γ on L is independent of γ . We will see that this length essentially depends on the root system Φ encompassing $\Phi_w(\gamma)$, see §2.4.3.

Since B_L is positive definite, eigenvalues of B_L are positive. Then also eigenvalues of B_L^{-1} are positive, and the matrix B_L^{-1} is positive definite as well. The quadratic form corresponding to inverse matrix B_L^{-1} we call the *inverse quadratic form* \mathcal{B}_L^\vee . The form \mathcal{B}_L^\vee is positive definite. We will consider subgroup W_L generated by reflections $\{s_{\alpha_1}, \dots, s_{\alpha_1}, s_{\beta_1}, \dots, s_{\beta_k}\}$ and its dual partial Weyl group W_L^\vee generated by reflections $\{s_{\alpha_1}^*, \dots, s_{\alpha_1}^*, s_{\beta_1}^*, \dots, s_{\beta_k}^*\}$.

Proposition 2.11. *Let γ be any root belonging to the root subset $\Phi_w(\theta)$ (it corresponds to a certain γ -linkage of the Carter diagram Γ associated with w). Let us consider the decomposition*

$$\gamma = \gamma_L + \mu, \quad \gamma_L \in L, \quad \mu \in M, \quad \mu \perp L,\tag{2.27}$$

see (2.19).

- 1) The component μ , up to sign, is a fixed vector for any root $\gamma \in \Phi_w(\theta)$.
- 2) The value $\mathcal{B}_L(\gamma_L)$ is constant for any root $\gamma \in \Phi_w(\theta)$.
- 3) The vector $\gamma_L + \mu$ is a root in Φ if and only if $\gamma_L - \mu$ is a root in Φ (not necessarily both vectors belong to $\Phi_w(\theta)$).
- 4) If δ is the root form $\Phi_w(\theta)$ such that $\delta^\vee = \gamma^\vee$ then $\delta = \gamma_L \pm \mu$.

Proof. 1) Let δ be another root from the root subset $\Phi_w(\theta) = \Phi_w(\gamma)$, i.e., $\delta = w\gamma$ for some w from $W_L(\gamma)$. We have $\delta = w\gamma_L + w\mu$. On the other hand, $\delta = \delta_L + t\mu$ for some $\delta_L \in L$ and some rational t , i.e., $w\mu = t\mu$. Since w preserves the length of μ , we have $t = \pm 1$, and

$$\delta = \delta_L \pm \mu, \quad \text{for some } \delta_L \in L.\tag{2.28}$$

2) By (2.27) we have $\gamma_L \perp \mu$, and $\mathcal{B}(\gamma) = \mathcal{B}(\gamma_L) + \mathcal{B}(\mu)$. Here, $\mathcal{B}(\gamma) = 2$ since γ is the root, and by 1), $\mathcal{B}(\mu)$ takes constant values. Therefore, $\mathcal{B}_L(\gamma_L)$ is constant for all $\gamma \in \Phi_w(\theta)$.

3) Let γ be a root, i.e., $\mathcal{B}(\gamma) = \mathcal{B}(\gamma_L) + \mathcal{B}(\mu) = 2$. Then, for $\gamma^- = \gamma_L - \mu$, we have $\mathcal{B}(\gamma^-) = \mathcal{B}(\gamma_L) + \mathcal{B}(-\mu) = 2$, and γ^- is a root.

4) From $\delta^\vee = \gamma^\vee$ and (2.20) we have $B_L\delta_L = B_L\gamma_L$, i.e., $\delta_L = \gamma_L$. From (2.27) heading 1), we have $\delta = \delta_L \pm \mu$. □

The group $W_L(\theta)$ acts on the linkages (= roots of $\Phi_w(\theta)$) from the space $L(\theta)$, where $\dim L(\theta) = l + 1$. The group W_L^\vee acts on the linkage diagrams, i.e. linkage labels vectors from L^\vee , where $\dim L^\vee = l$.

Corollary 2.12. *Let $\gamma, \delta \in \Phi_w(\theta)$, $w \in W_L(\theta)$, $w^* \in W_L^\vee$. Then*

$$\begin{aligned} \delta = w\gamma \quad (\in \mathbb{R}^{l+1}) &\implies \delta^\vee = w^*\gamma^\vee \quad (\in \mathbb{R}^l), \\ \delta^\vee = w^*\gamma^\vee \quad (\in \mathbb{R}^l) &\implies w\gamma = \delta \pm \mu \quad (\in \mathbb{R}^{l+1}). \end{aligned} \quad (2.29)$$

□

2.4.2. *The length of the linkage labels vector.* The following proposition checks whether or not the given vector $u^\vee \in L^\vee$ is the linkage labels vector for a certain root $\gamma \in \Phi_w(\theta)$.

Proposition 2.13. 1) *For any root $\gamma \in \Phi_w(\theta)$, we have*

$$\mathcal{B}_L^\vee(\gamma^\vee) = \mathcal{B}_L(\gamma_L), \quad (2.30)$$

and, $\mathcal{B}_L^\vee(\gamma^\vee)$ takes constant values for all roots $\gamma \in \Phi_w(\theta)$.

2) *Let*

$$\mathcal{B}_L^\vee(u^\vee) = \mathcal{B}_L^\vee(\gamma^\vee), \quad (2.31)$$

where γ^\vee is the linkage labels vector for some root $\gamma \in \Phi_w(\theta)$, and u^\vee is a vector from L^\vee . Then there exists the root $\delta \in \Phi_w(\theta)$ such that u^\vee coincides with δ^\vee .

Proof. 1) We have

$$\mathcal{B}_L^\vee(\gamma^\vee) = \langle B_L^{-1}\gamma^\vee, \gamma^\vee \rangle = \langle \gamma_L, B_L\gamma_L \rangle = \mathcal{B}_L(\gamma_L). \quad (2.32)$$

For any $w^* \in W_L^\vee$ we have $w^*\gamma^\vee \stackrel{\text{by(2.22)}}{=} (w\gamma)^\vee$ and

$$\mathcal{B}_L^\vee(w^*\gamma^\vee) = \langle B_L^{-1}w^*\gamma^\vee, w^*\gamma^\vee \rangle \stackrel{\text{by(2.23)}}{=} \langle wB_L^{-1}\gamma^\vee, w^*\gamma^\vee \rangle = \langle w^{-1}wB_L^{-1}\gamma^\vee, \gamma^\vee \rangle = \mathcal{B}_L(\gamma_L).$$

2) Set $\delta = B_L^{-1}u^\vee + \mu$, where μ is the fixed vector from (2.27). Then,

$$\begin{aligned} \mathcal{B}(\delta) &= \mathcal{B}(B_L^{-1}u^\vee) + \mathcal{B}(\mu) = \\ &= \mathcal{B}_L(B_L^{-1}u^\vee) + \mathcal{B}(\mu) = \langle B_L(B_L^{-1}u^\vee), (B_L^{-1}u^\vee) \rangle + \mathcal{B}(\mu) = \\ &= \langle u^\vee, B_L^{-1}u^\vee \rangle + \mathcal{B}(\mu) = \mathcal{B}_L^\vee(u^\vee) + \mathcal{B}(\mu) \stackrel{\text{by(2.31)}}{=} \mathcal{B}_L^\vee(\gamma^\vee) + \mathcal{B}(\mu) \stackrel{\text{by(2.30)}}{=} \\ &= \mathcal{B}_L(\gamma_L) + \mathcal{B}(\mu) \stackrel{\text{by(2.5)}}{=} \mathcal{B}(\gamma_L) + \mathcal{B}(\mu) = \mathcal{B}(\gamma) = 2. \end{aligned} \quad (2.33)$$

So $\mathcal{B}(\delta) = 2$, therefore δ is a root, see §1.5.1. Since $\delta = B_L^{-1}u^\vee + \mu = u_L + \mu = u$, we get $\delta^\vee = B_L u_L = u^\vee$. □

Let us summarize:

Theorem 2.14. *Let $\gamma^\vee \in L^\vee$ be the linkage labels vector corresponding to a certain root $\gamma \in \Phi_w(\theta)$, i.e., $\gamma^\vee = B_L\gamma_L$.*

1) *The root $\gamma \in \Phi_w(\theta)$ is linearly independent of roots of Φ_w if and only if*

$$\mathcal{B}_L^\vee(\gamma^\vee) < 2. \quad (2.34)$$

2) *We have $\mathcal{B}_L^\vee(\delta^\vee) = \mathcal{B}_L^\vee(\gamma^\vee)$ if and only if $\delta^\vee = B_L\delta_L$, where δ_L is the projection of some root δ belonging $\Phi_w(\theta)$.*

The $\mathcal{B}_L^\vee(\gamma^\vee)$ takes constant values for any $\gamma \in \Phi_w(\theta)$.

(In a few cases Φ_w can be extended to two different root subsets $\Phi_w(\theta)$, see §2.4.3)

Proof. 1) Let $\mathcal{B}_L^\vee(\gamma^\vee) = 2$. By Proposition 2.13 we have $\mathcal{B}_L(\gamma_L) = 2$, and by Proposition 2.5 we have also $\mathcal{B}(\gamma_L) = 2$. Since $\gamma \in \Phi_w(\theta)$ is a root (in Φ) then $\mathcal{B}(\gamma) = 2$ and $\mathcal{B}(\mu) = \mathcal{B}(\gamma) - \mathcal{B}(\gamma_L) = 0$. Therefore, $\mu = 0$, and by (2.27) γ coincides with its projections on Φ_w , i.e., γ is linearly depends on Φ_w . Conversely, let $\mathcal{B}_L^\vee(\gamma^\vee) < 2$, i.e., $\mathcal{B}_L(\gamma_L) < 2$. As above, we have $\mathcal{B}(\gamma_L) < 2$ and $\mathcal{B}(\mu) = \mathcal{B}(\gamma) - \mathcal{B}(\gamma_L) \neq 0$, i.e., $\mu \neq 0$ and γ is linearly independent of roots of Φ_w .

2) If δ and γ belong to the same root system $\Phi_w(\theta)$ then $w\gamma = \delta$ for some $w \in W_L(\theta)$, and $\delta^\vee = (w\gamma)^\vee = w^*\gamma^\vee$. Thus, \mathcal{B}_L^\vee takes the same values on γ and δ . The converse statement follows from Proposition 2.13, heading 2). \square

2.4.3. *The rational number $p = \mathcal{B}_L^\vee(u^\vee)$.* The rational number $p = \mathcal{B}_L^\vee(u^\vee)$ is the invariant characterizing the pair $\{\Gamma, \Phi_w(\theta)\}$, where Γ is the Carter diagram and $\Phi_w(\theta)$ is the root system extending the root subset Φ_w .

By Theorem 1.1, the conjugacy class with the Carter diagram Γ belonging C4 or DE4 is uniquely characterized by the root subset Φ_w . Let us consider the set of linkage diagrams $S^\vee = \{\gamma^\vee\}$ obtained from Φ_w in such a way that every $\gamma^\vee \in S^\vee$ is the linkage diagram associated with a certain root $\gamma \in \Phi_w(\theta)$, (i.e., $\gamma^\vee = B_L\gamma_L$), and the inverse quadratic form \mathcal{B}_L^\vee takes the same rational value $p < 2$. We call this set *the extension set of the conjugacy class by p* , or equivalently, *the extension set of the Carter diagram Γ by p* . According to Proposition 2.13, this set is well-defined and it is independent of the concrete root $\gamma \in \Phi_w(\theta)$. We denote this extension by $\{\Gamma, p\}$. Note that the extension $\{\Gamma, p\}$ does depend on the choice of the root subsystem $\Phi_w(\theta)$. Namely, we will see, that the Carter diagrams $D_5(a_1), D_6(a_1), D_6(a_2), D_7(a_1), D_7(a_2), D_5, D_6, D_7$ have two extensions, in other words these Carter diagrams can belong to the D type root system or to the type E type root system. Respectively, we call these extension sets the *D-type extension* and the *E-type extension*. For example, $D_5(a_1)$ has two extension sets: the D -type extension set $\{D_5(a_1), 1\}$ contains 10 linkages, the E -type extension set $\{D_5(a_1), \frac{5}{4}\}$ contains 32 linkages, see Fig. B.22 and Table 1.1.

2.5. Loctets and unicolored linkage diagrams. In this section we give the complete description of linkage diagrams for every linkage system. It turns that each linkage diagram containing at least one non-zero α -label belongs to a certain 8-cell linkage subsystem which we call loctet, see Fig. 1.3. Every linkage system is the union of several loctets and several β -unicolored linkage diagrams. For the exact description, see Tables A.14, Fig. B.21-B.47, Theorem 1.4.

Proposition 2.15. *Among labels $a_i, i = 1, 2, 3$ of the linkage diagram*

$$\gamma^\vee = \begin{pmatrix} a_1 \\ a_2 \\ a_3 \\ \dots \\ b_1 \\ \dots \end{pmatrix} = \begin{pmatrix} (\alpha_1, \gamma) \\ (\alpha_2, \gamma) \\ (\alpha_3, \gamma) \\ \dots \\ (\beta_1, \gamma) \\ \dots \end{pmatrix} \begin{matrix} \alpha_1 \\ \alpha_2 \\ \alpha_3 \\ \dots \\ \beta_1 \\ \dots \end{matrix} \quad (2.35)$$

at least one label a_i is equal 0.

Proof. In the diagram $D_5(a_1)$, see Fig. 2.9 (which is the part of every simply-laced connected Carter diagram containing 4-cycle, $l \geq 5$), the vertices $\{\alpha_1, \alpha_2, \alpha_3\}$ connected to β_1 . Thus, any root γ can not be connected to all $\alpha_i, i = 1, 2, 3$, otherwise we get the case of Corollary 2.4 from [St10], see Proposition 2.1, heading 2). \square

The following proposition explains relations between linkage diagrams depicted in Fig. 1.3 and shows that every linkage diagram containing at least one non-zero α -label belongs to one of the loctets L_{12}, L_{13}, L_{23} .

Proposition 2.16. *1) The linkage labels $\gamma_{ij}^\vee(n)$ depicted in Fig. 1.3 are connected by means of dual reflections $s_{\alpha_i}^*, i = 1, 2, 3$ and $s_{\beta_1}^*$ as follows:*

$$\begin{aligned} s_{\alpha_k}^* \gamma_{ij}^\vee(8) &= \gamma_{ij}^\vee(7), & s_{\alpha_k}^* \gamma_{ij}^\vee(1) &= \gamma_{ij}^\vee(2), \\ s_{\beta_1}^* \gamma_{ij}^\vee(7) &= \gamma_{ij}^\vee(6), & s_{\beta_1}^* \gamma_{ij}^\vee(2) &= \gamma_{ij}^\vee(3), \\ s_{\alpha_i}^* \gamma_{ij}^\vee(6) &= s_{\alpha_j}^* \gamma_{ij}^\vee(3) = \gamma_{ij}^\vee(4), & s_{\alpha_j}^* \gamma_{ij}^\vee(6) &= s_{\alpha_i}^* \gamma_{ij}^\vee(3) = \gamma_{ij}^\vee(5), \end{aligned} \quad (2.36)$$

(relations of the last line in (2.36) hold up to permutation indexes $n = 4$ and $n = 5$ in $\gamma_{ij}^\vee(n)$), where $\{i, j, k\} = \{1, 2, 3\}$.

2) If γ^\vee contains exactly two non-zero labels a_i, a_j (corresponding to coordinates α_i, α_j), then γ^\vee is one of the following linkage diagrams:

$$\gamma_{ij}^\vee(3), \quad \gamma_{ij}^\vee(4), \quad \gamma_{ij}^\vee(5), \quad \gamma_{ij}^\vee(6).$$

3) If γ^\vee contains exactly one non-zero labels a_i (corresponding to α_i), then γ^\vee is one of the following linkage diagrams:

$$\gamma_{ij}^\vee(1), \quad \gamma_{ij}^\vee(2), \quad \gamma_{ij}^\vee(7), \quad \gamma_{ij}^\vee(8).$$

Proof. 1) By (2.17) we have

$$(s_{\alpha_i}^* \gamma^\vee)_{\alpha_k} = \begin{cases} -\gamma_{\alpha_i}^\vee, & \text{for } k = i, \\ \gamma_{\alpha_k}^\vee, & \text{for } k \neq i, \end{cases} \quad (s_{\alpha_i}^* \gamma^\vee)_{\beta_k} = \begin{cases} \gamma_{\beta_k}^\vee + \gamma_{\alpha_i}^\vee, & \text{for } (\beta_k, \alpha_i) = -1, \\ \gamma_{\beta_k}^\vee - \gamma_{\alpha_i}^\vee, & \text{for } (\beta_k, \alpha_i) = 1, \\ \gamma_{\beta_k}^\vee, & \text{for } (\beta_k, \alpha_i) = 0. \end{cases} \quad (2.37)$$

$$(s_{\beta_i}^* \gamma^\vee)_{\beta_k} = \begin{cases} -\gamma_{\beta_i}^\vee, & \text{for } k = i, \\ \gamma_{\beta_k}^\vee, & \text{for } k \neq i, \end{cases} \quad (s_{\beta_i}^* \gamma^\vee)_{\alpha_k} = \begin{cases} \gamma_{\alpha_k}^\vee + \gamma_{\beta_i}^\vee, & \text{for } (\beta_i, \alpha_k) = -1, \\ \gamma_{\alpha_k}^\vee - \gamma_{\beta_i}^\vee, & \text{for } (\beta_i, \alpha_k) = 1, \\ \gamma_{\alpha_k}^\vee, & \text{for } (\beta_i, \alpha_k) = 0. \end{cases}$$

We show (2.36) only for $\gamma_{ij}^\vee(n), n = 6, 7, 8$. One can get the remaining cases $n = 1, 2, 3$ only by changing the sign of $\gamma_{ij}^\vee(n)$, see Fig. 1.3. Applying $s_{\alpha_i}^*$ to $\gamma_{ij}^\vee(8)$, we have the first line of (2.36) as follows:

$$s_{\alpha_3}^* \begin{pmatrix} 0 \\ 0 \\ 1 \\ 0 \\ \dots \end{pmatrix} = \begin{pmatrix} 0 \\ 0 \\ -1 \\ 1 \\ \dots \end{pmatrix}, \quad s_{\alpha_2}^* \begin{pmatrix} 0 \\ 1 \\ 0 \\ 0 \\ \dots \end{pmatrix} = \begin{pmatrix} 0 \\ -1 \\ 0 \\ 1 \\ \dots \end{pmatrix}, \quad s_{\alpha_1}^* \begin{pmatrix} 1 \\ 0 \\ 0 \\ 0 \\ \dots \end{pmatrix} = \begin{pmatrix} -1 \\ 0 \\ 0 \\ 1 \\ \dots \end{pmatrix}.$$

Applying $s_{\beta_1}^*$ to $\gamma_{ij}^\vee(7)$, we have the second line of (2.36):

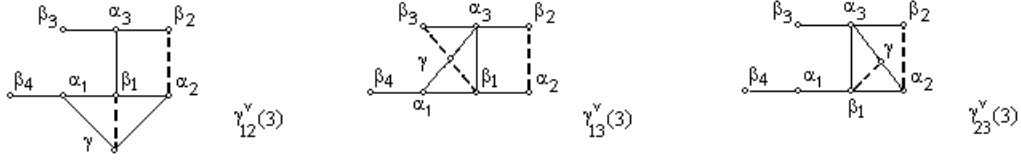
$$s_{\beta_1}^* \begin{pmatrix} 0 \\ 0 \\ -1 \\ 1 \\ \dots \end{pmatrix} = \begin{pmatrix} 1 \\ 1 \\ 0 \\ -1 \\ \dots \end{pmatrix}, \quad s_{\beta_1}^* \begin{pmatrix} 0 \\ -1 \\ 0 \\ 1 \\ \dots \end{pmatrix} = \begin{pmatrix} 1 \\ 0 \\ 1 \\ -1 \\ \dots \end{pmatrix}, \quad s_{\beta_1}^* \begin{pmatrix} -1 \\ 0 \\ 0 \\ 1 \\ \dots \end{pmatrix} = \begin{pmatrix} 0 \\ 1 \\ 1 \\ -1 \\ \dots \end{pmatrix}.$$

Applying $s_{\alpha_i}^*, s_{\alpha_j}^*$ to $\gamma_{ij}^\vee(6)$ we have the last line of (2.36):

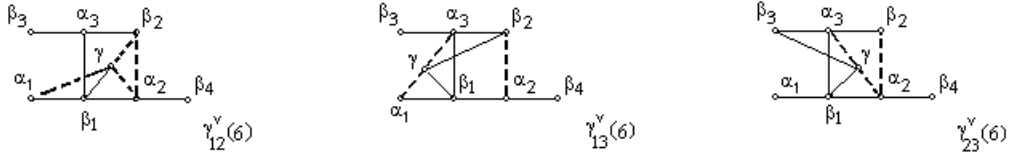
$$s_{\alpha_1}^* \begin{pmatrix} 1 \\ 1 \\ 0 \\ -1 \\ \dots \end{pmatrix} = \begin{pmatrix} -1 \\ 1 \\ 0 \\ 0 \\ \dots \end{pmatrix}, \quad s_{\alpha_2}^* \begin{pmatrix} 1 \\ 1 \\ 0 \\ -1 \\ \dots \end{pmatrix} = \begin{pmatrix} 1 \\ -1 \\ 0 \\ 0 \\ \dots \end{pmatrix}, \quad s_{\alpha_1}^* \begin{pmatrix} 1 \\ 0 \\ 1 \\ -1 \\ \dots \end{pmatrix} = \begin{pmatrix} -1 \\ 0 \\ 1 \\ 0 \\ \dots \end{pmatrix}, \quad s_{\alpha_3}^* \begin{pmatrix} 1 \\ 0 \\ 1 \\ -1 \\ \dots \end{pmatrix} = \begin{pmatrix} 1 \\ 0 \\ -1 \\ 0 \\ \dots \end{pmatrix},$$

$$s_{\alpha_2}^* \begin{pmatrix} 0 \\ 1 \\ 1 \\ -1 \\ \dots \end{pmatrix} = \begin{pmatrix} 0 \\ -1 \\ 1 \\ 0 \\ \dots \end{pmatrix}, \quad s_{\alpha_3}^* \begin{pmatrix} 0 \\ 1 \\ 1 \\ -1 \\ \dots \end{pmatrix} = \begin{pmatrix} 0 \\ 1 \\ -1 \\ 0 \\ \dots \end{pmatrix}.$$

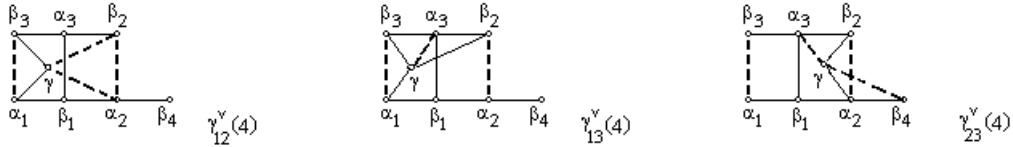
2) Here, it is sufficient to prove that the label b_1 corresponding to the coordinate β_1 is uniquely determined by α_i, α_j . For the linkage diagram $\gamma_{ij}^\vee(3)$ the statement follows from Proposition 2.3, (a), see Fig. 2.7, (a). Linkage diagrams $\gamma_{ij}^\vee(3), \{ij\} \in \{\{12\}, \{13\}, \{23\}\}$ for $E_7(a_1)$ depicted in Fig. 2.10,

FIGURE 2.10. The linkage diagrams $\gamma_{ij}^\vee(3)$ for $E_7(a_1)$, loctets L_{ij}^b .

see the linkage system $E_7(a_1)$, loctets L_{ij}^b in Fig. B.27. For the linkage diagram $\gamma_{ij}^\vee(6)$, the statement follows from Proposition 2.3,(b), see Fig. 2.7,(b). Linkage diagrams $\gamma_{ij}^\vee(6), \{ij\} \in \{\{12\}, \{13\}, \{23\}\}$ for $E_7(a_2)$ depicted in Fig. 2.11, see the linkage system $E_7(a_2)$, loctets L_{ij}^b in Fig. B.28. For the linkage diagram $\gamma_{ij}^\vee(4)$ and $\gamma_{ij}^\vee(5)$, the statement follows from Proposition 2.3,(e)

FIGURE 2.11. The linkage diagrams $\gamma_{ij}^\vee(6)$ for $E_7(a_2)$, loctets L_{ij}^b .

see Fig. 2.7,(e). Linkage diagrams $\gamma_{ij}^\vee(4), \{ij\} \in \{\{12\}, \{13\}, \{23\}\}$ for $E_7(a_3)$ depicted in Fig. 2.12, see the linkage system $E_7(a_3)$, loctets L_{ij}^b in Fig. B.29.

FIGURE 2.12. The linkage diagrams $\gamma_{ij}^\vee(4)$ for $E_7(a_3)$, loctets L_{ij}^b

3) The label b_1 corresponding to the coordinate β_1 takes two values from $\{-1, 0, 1\}$ depending on the value of a_i , see Fig. 1.3. Indeed, if $a_i = 1$ then $b_1 = (\gamma, \beta_1) \neq 1$, otherwise the triangle $\{\alpha_i, \beta_1, \gamma\}$ contains exactly two dotted edges. Thus, $b_1 = -1$ or $b_1 = 0$. Respectively, we have linkage diagrams $\gamma_{ij}^\vee(2)$ or $\gamma_{ij}^\vee(8)$. If $a_i = -1$ then $b_1 = (\gamma, \beta_1) \neq -1$, otherwise the triangle $\{\alpha_i, \beta_1, \gamma\}$ does not contain any dotted edges. Thus, $b_1 = 1$ or $b_1 = 0$. Respectively, we have linkage diagrams $\gamma_{ij}^\vee(7)$ or $\gamma_{ij}^\vee(1)$. \square

Corollary 2.17. 1) Any linkage diagram containing non-zero α -label belongs to one of the loctets of the linkage system.

2) Any linkage diagram of the loctet uniquely determines whole loctet.

3) If two loctets have one common linkage diagram they coincide.

4) Every linkage diagram from the linkage system either belongs to one of the loctets or is β -unicolored.

Proof. It follows from Proposition 2.36. \square

The loctets of types L_{12} , L_{13} , L_{23} are the **main construction blocks** used for every linkage system, see all figures in Fig. B.21 - Fig. B.47.

According to Proposition 2.16 any linkage diagram of a loctet gives rise to the whole loctet. In §3.1, as an example, we show how to calculate linkage diagrams $\gamma^\vee(8)$ of all loctets of $E_6(a_1)$. One can recover the complete calculation of diagrams $\gamma^\vee(8)$ of all loctets from Tables A.5-A.9. The linkage diagrams $\gamma_{ij}^\vee(6)$ per every component and every loctet are listed in Table A.14 for all linkage systems. We summarize:

The number of different loctets is defined by a number of different linkage diagrams $\gamma^\vee(8)$. To obtain all loctets associated with the given Carter diagram, by Theorem 2.14 it suffices to find linkage diagrams $\gamma_{ij}^\vee(n)$ for a certain fixed n ($n \in \{1, 2, \dots, 8\}$) satisfying the inequality:

$$\mathcal{B}_L^\vee(\gamma_{ij}^\vee(n)) < 2.$$

The partial Cartan matrices B_L and the inverse matrices B_L^{-1} for all Carter diagrams are presented in Tables A.2 - A.3.

3. Enumeration of linkage diagrams, loctets and linkage systems

In this section we demonstrate some calculation examples of linkage diagrams, loctets and linkage systems. These calculations are based on findings of §2.5.

3.1. Calculation of linkage diagrams $\gamma^\vee(8)$. It seems a little easier to calculate the 8th linkage diagram (we calculate it for every Carter diagram loctet) rather than to calculate any other linkage diagram of a loctet since 8th linkage diagram contains 3 zeroes among coordinates $\{\alpha_1, \alpha_2, \alpha_3, \beta_1\}$. We have

$$\gamma^\vee(8) = \begin{cases} \{a_1, a_2, a_3, 0, b_2\}, & \text{for } D_5(a_1), \\ \{a_1, a_2, a_3, 0, b_2, b_3\}, & \text{for } D_6(a_1), E_6(a_1), E_6(a_2), \\ \{a_1, a_2, a_3, a_4, 0, b_2\}, & \text{for } D_6(a_2), \\ \{a_1, a_2, a_3, a_4, 0, b_2, b_3\}, & \text{for } D_7(a_1), D_7(a_2), \\ \{a_1, a_2, a_3, 0, b_2, b_3, b_4\}, & \text{for } E_7(a_1), E_7(a_2), E_7(a_3), E_7(a_4), \end{cases} \quad (3.1)$$

where $a_i = 0, a_j = 0, a_k = 1, b_1 = 0$ and $\{i, j, k\} = \{1, 2, 3\}$ for the type L_{ij} . For types L_{12} , L_{13} , L_{23} , there is the same quadratic form $q(\gamma^\vee(8))$ as the part of the inequality $\mathcal{B}_L^\vee(\gamma^\vee(8)) < 2$. The quadratic form $q(\gamma^\vee(8))$ is determined by principal submatrix associated with coordinates β_2, β_3 , namely,

$$q(\gamma^\vee(8)) = d_{\beta_2\beta_2}b_2^2 + 2d_{\beta_2\beta_3}b_2b_3 + d_{\beta_3\beta_3}b_3^2, \quad (3.2)$$

where d_{ij} is the $\{i, j\}$ slot of the inverse matrix B_L^{-1} . The quadratic terms related to coordinates α_4 or β_4 should be supplemented in the respective cases, see (3.1). The linear part $l(\gamma^\vee(8))$ and the free term $f(\gamma^\vee(8))$ of the inequality $\mathcal{B}_L^\vee(\gamma^\vee(8)) < 2$ are as follows:

$$l(\gamma^\vee(8)) = \begin{cases} 2(d_{\alpha_1\beta_2}b_2 + d_{\alpha_1\beta_3}b_3), & \text{for } L_{23} \\ 2(d_{\alpha_2\beta_2}b_2 + d_{\alpha_2\beta_3}b_3), & \text{for } L_{13} \\ 2(d_{\alpha_3\beta_2}b_2 + d_{\alpha_3\beta_3}b_3), & \text{for } L_{12} \end{cases}, \quad f(\gamma^\vee(8)) = \begin{cases} d_{\alpha_1\alpha_1}, & \text{for } L_{23} \\ d_{\alpha_2\alpha_2}, & \text{for } L_{13} \\ d_{\alpha_3\alpha_3}, & \text{for } L_{12} \end{cases}$$

We calculate the case $E_6(a_1)$. One can recover the remaining cases from Tables A.5-A.9.

3.1.1. Calculation example for diagram $E_6(a_1)$. Here, $q = 4(b_2^2 + b_2b_3 + b_3^2)$, see (3.2).

a) *Loctets* L_{12} , $\gamma_{12}^\vee(8) = \{0, 0, 1, 0, b_2, b_3\}$.

$$\begin{aligned}\mathcal{B}_L^\vee(\gamma_{12}^\vee(8)) &= \frac{1}{3}(10 + 2(4b_2 + 5b_3) + 4(b_2^2 + b_2b_3 + b_3^2)) < 2, \quad \text{i.e.,} \\ \frac{1}{3}(2(b_2 + b_3)^2 + 2(b_2 + 2)^2 + 2(b_3 + \frac{5}{2})^2 - \frac{21}{2}) &< 2, \\ \frac{2}{3}((b_2 + b_3)^2 + (b_2 + 2)^2 + (b_3 + \frac{5}{2})^2) &< 2 + \frac{7}{2} = \frac{11}{2}, \\ (b_2 + b_3)^2 + (b_2 + 2)^2 + (b_3 + \frac{5}{2})^2 &< \frac{33}{4}, \\ \gamma_{12}^\vee(8) &= \{0, 0, 1, 0, 0, -1\}, \text{ or } \{0, 0, 1, 0, -1, -1\}.\end{aligned}$$

b) *Loctets* L_{13} , $\gamma_{13}^\vee(8) = \{0, 1, 0, 0, b_2, b_3\}$.

$$\begin{aligned}\mathcal{B}_L^\vee(\gamma_{13}^\vee(8)) &= \frac{1}{3}(4 + 2(-b_2 + b_3) + 4(b_2^2 + b_2b_3 + b_3^2)) < 2, \quad \text{i.e.,} \\ \frac{1}{3}(2(b_2 + b_3) + 2(b_2 - \frac{1}{2})^2 + 2(b_3 + \frac{1}{2})^2 + 4 - \frac{1}{2} - \frac{1}{2}) &< 2, \\ (b_2 + b_3)^2 + (b_2 - \frac{1}{2})^2 + (b_3 + \frac{1}{2})^2 &< \frac{3}{2}, \\ \gamma_{13}^\vee(8) &= \{0, 1, 0, 0, 0, 0\}, \text{ or } \{0, 1, 0, 0, 1, -1\}.\end{aligned}$$

c) *Loctets* L_{23} , $\gamma_{23}^\vee(8) = \{1, 0, 0, 0, b_2, b_3\}$.

$$\begin{aligned}\mathcal{B}_L^\vee(\gamma_{23}^\vee(8)) &= \frac{1}{3}(4 + 2(b_2 + 2b_3) + 4(b_2^2 + b_2b_3 + b_3^2)) < 2, \quad \text{i.e.,} \\ (b_2 + b_3)^2 + (b_2 + \frac{1}{2})^2 + (b_3 + 1)^2 &< \frac{9}{4}, \\ \gamma_{23}^\vee(8) &= \{0, 1, 0, 0, 0, 0\}, \text{ or } \{0, 1, 0, 0, 0, -1\}.\end{aligned}$$

All loctets of the linkage system $E_6(a_1)$ are depicted in Fig. B.25.

3.2. Calculation of the β -unicolored linkage diagrams. In this section we consider β -unicolored linkage diagrams. Let $b_i = (\beta_i, \gamma)$, $i = 1, 2, 3, \dots$ be coordinates of β -set of the linkage diagram. Note that

$$b_1 = (\gamma, \beta_1) = 0 \tag{3.3}$$

for two classes of diagrams mentioned in Remark 2.7. Eq. (3.3) holds for Carter diagrams containing a $D_5(a_1)$ or D_4 with predefined numbering of vertices $\{\alpha_1, \alpha_2, \alpha_3, \beta_1\}$ as in Fig. 2.9, since otherwise the linkage diagram contains 5-vertex subdiagram $\{\alpha_1, \alpha_2, \alpha_3, \beta_1, \gamma\}$ that is the extended Dynkin diagram \tilde{D}_4 . In other words, (3.3) holds for all diagrams from Tables A.2, A.3 except for $D_4(a_1)$, and for Dynkin diagrams E_n, D_n .

Note also that

$$\mathcal{B}^\vee(\gamma^\vee) = \mathcal{B}^\vee(-\gamma^\vee),$$

and solving the inequality $\mathcal{B}^\vee(\gamma^\vee) < 2$ we can assume that $b_2 > 0$, or $b_2 = 0, b_3 > 0$, etc.

We present here calculations only for cases $E_6(a_1)$, $E_6(a_2)$ and $E_7(a_1)$. One can recover the remaining cases from Tables A.11-A.13.

3.2.1. β -unicolored linkage diagrams for $E_6(a_1)$ and $E_6(a_2)$. For these cases, the β -unicolored linkage diagrams coincide since the principal submatrices associated with coordinates β_2, β_3 for cases $E_6(a_1)$ and $E_6(a_2)$ coincide. This submatrix is the following 2×2 submatrix of B_L^{-1} :

$$\frac{1}{3} \begin{bmatrix} 4 & 2 \\ 2 & 4 \end{bmatrix}.$$

By (2.34) from Theorem 2.14, we have

$$\mathcal{B}^\vee(\gamma^\vee) = \frac{2}{3}(2b_2^2 + 2b_3^2 + 2b_2b_3) < 2, \quad \text{i.e.,} \quad b_2^2 + b_3^2 + (b_2 + b_3)^2 < 3. \tag{3.4}$$

There are exactly 6 solutions of the inequality (3.4), the corresponding linkage diagrams are:

$$\begin{aligned} \{0, 0, 0, 0, 0, 1\}, & \quad \{0, 0, 0, 0, 0, -1\}, \\ \{0, 0, 0, 0, 1, 0\}, & \quad \{0, 0, 0, 0, -1, 0\}, \\ \{0, 0, 0, 0, 1, -1\}, & \quad \{0, 0, 0, 0, -1, 1\}, \end{aligned} \quad (3.5)$$

see linkage diagrams located outside of the loctets in linkage systems $E_6(a_1)$, $E_6(a_2)$, Fig. B.25, Fig. B.26.

3.2.2. β -unicolored linkage diagrams for $E_7(a_1)$. The lower right submatrix 3×3 of B_L^{-1} looks as follows:

$$\frac{1}{2} \begin{bmatrix} 3 & 2 & 1 \\ 2 & 4 & 2 \\ 1 & 2 & 3 \end{bmatrix}.$$

Then we have

$$\begin{aligned} \mathcal{B}^\vee(\gamma^\vee) &= \frac{1}{2}(3b_2^2 + 4b_3^2 + 3b_4^2 + 4b_2b_3 + 2b_2b_4 + 4b_3b_4) < 2, \quad \text{i.e.,} \\ 2(b_2 + b_3)^2 + 2(b_3 + b_4)^2 + (b_2 + b_4)^2 &< 4. \end{aligned} \quad (3.6)$$

There are exactly 8 solutions of the inequality (3.6), the corresponding linkage diagrams are:

$$\begin{aligned} \{0, 0, 0, 0, 1, -1, 0\}, & \quad \{0, 0, 0, 0, -1, 1, 0\}, \\ \{0, 0, 0, 0, 0, 1, -1\}, & \quad \{0, 0, 0, 0, 0, -1, 1\}, \\ \{0, 0, 0, 0, 0, 0, 1\}, & \quad \{0, 0, 0, 0, 0, 0, -1\}, \\ \{0, 0, 0, 0, 1, 0, 0\}, & \quad \{0, 0, 0, 0, -1, 0, 0\}, \end{aligned}$$

see linkage diagrams located outside of the loctets in linkage systems $E_7(a_1)$, Fig. B.25.

3.3. Linkage systems for simply-laced Dynkin diagrams. In this section we extend the previous results to simply-laced Dynkin diagrams. First, we find such simply-laced Dynkin diagrams that each of them determines only one conjugacy class.

Remark 3.1 (on isolated roots). 1) Let α, β be two roots from $\Phi(\Gamma)$, $\alpha \perp \beta$. The root β is said to be *isolated root in sense of orthogonality to α* or, for brevity, *isolated root for α* if any root γ connected to β (i.e., $(\gamma, \beta) \neq 0$) is non-orthogonal to α . For example, $\alpha_{\max}(D_6)$, the maximal root from $\Phi(D_6)$ is orthogonal to $\Phi(D_4) \oplus \{\tau_1\}$, where τ_1 is the single root in $\Phi(A_1)$, see Fig. 3.13. The root τ_1 is isolated for $\alpha_{\max}(D_6)$.

2) Let $\Phi(\Gamma), \Phi(\Gamma') \subset W$, where W is the Weyl group, let $U \in W$ be the map $U : \Phi(\Gamma) \rightarrow \Phi(\Gamma')$. The root β is isolated for α if and only if $U\beta$ is isolated for $U\alpha$. Indeed, since U preserves orthogonality, we have:

$$\begin{aligned} \{\beta \perp \alpha, \quad \beta \text{ is connected to } \gamma, \quad \gamma \not\perp \alpha\} &\iff \\ \{U\beta \perp U\alpha, \quad U\beta \text{ is connected to } U\gamma, \quad U\gamma \not\perp U\alpha\}. \end{aligned}$$

□

Proposition 3.2. Let $\{\tau_1, \dots, \tau_l\}, \{\tau'_1, \dots, \tau'_l\}$ be two root subsets (with not necessarily simple roots) corresponding to one of the Dynkin diagram $\Gamma = E_6, E_7, E_8, D_l$ (considered as Carter diagrams). There is $U \in W$ such that

$$U\tau_i = \tau'_i, i = 1, \dots, l. \quad (3.7)$$

(That means that every Dynkin diagram E_6, E_7, E_8, D_l determines only one conjugacy class.)

Proof.

1) Case $\Gamma = E_6, E_7, E_8$. First, we will show that two triples of orthogonal roots

$$S = \{\tau_1, \tau_2, \tau_3\}, \quad S' = \{\tau'_1, \tau'_2, \tau'_3\} \quad (3.8)$$

forming the root system D_4 (i.e., such that any τ_i (resp. τ'_i) is adjacent to the branch point of the diagram Γ) are equivalent under the Weyl group $W(\Gamma)$. By [Ca72, Lemma 11], [St10, Corollary A.6] any two sets of 3 orthogonal roots in $\Phi(E_6)$ (resp. $\Phi(E_8)$) are equivalent under $W(E_6)$ (resp.

$W(E_8)$). For $\Phi(E_7)$, this property is not correct, there are two sets of 3 orthogonal roots in $\Phi(E_7)$, which are not equivalent under $W(E_7)$, see [St10, Corollary A.6]. The reason of this obstacle in the case E_7 is the “unlucky” location of the maximal root in the root system of D_6 , see Fig. 3.13. To solve this we use Corollary A.5 from [St10]. According to this corollary any two sets of 2 orthogonal roots in $\Phi(E_7)$ are equivalent. Let $U \in W(E_7)$ map τ_1 to $\alpha_{max}(E_7)$, the maximal root in E_7 , and τ_2 to $\alpha_{max}(D_6)$, see Fig. 3.13. Then τ_3 is mapped into a root of $\Phi(D_4) \oplus \{\tau_1\}$, $\alpha_1 \in \Phi(A_1)$. By Remark 3.1, since $\alpha_1 \in \Phi(A_1)$ is isolated for $\alpha_{max}(D_6)$, and τ_3 is not isolated for τ_2 then τ_3 is mapped into a root of $\Phi(D_4)$. We can choose U in such a way that $U\tau_3$ is mapped to any root in $\Phi(D_4)$, for example, to $\alpha_{max}(D_4)$.

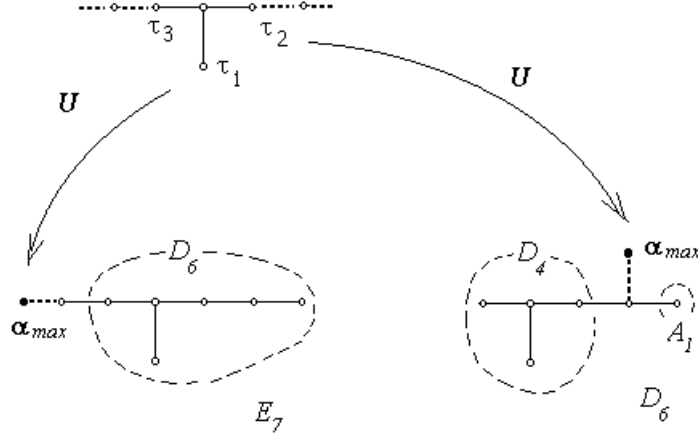


FIGURE 3.13. The mapping $U : \Phi(\Gamma) \longrightarrow \Phi(E_7)$

The same is true for the set S' in (3.8). Therefore, sets S and S' are equivalent. If sets S and S' from (3.8) are equivalent the branch points which bind the roots of each of these sets are mapped by the mapping U from (3.7), see §4.6 from [St10]. By Lemma 4.7 from [St10], the map U can be extended to the map (3.7) for every pair $\{\tau_i, \tau'_i\}$.

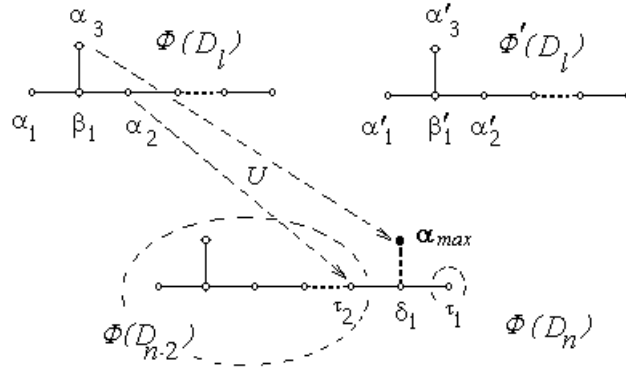


FIGURE 3.14. The mapping $U : \Phi(D_l) \longrightarrow \Phi'(D_l)$

2) Case $\Gamma = D_l$. Let us show that two roots subsets $\Phi(D_l)$ and $\Phi'(D_l)$ lying in the Weyl group W are equivalent. For the case $\Phi(D_l), \Phi'(D_l) \subset \Phi(E_n)$, $n \leq 8$, we repeat the same arguments as in 1). Let now $\Phi(D_l), \Phi'(D_l) \subset \Phi(D_n)$, $l \leq n$. Let us take $U \in W$, $U : \alpha_3 \longrightarrow \alpha_{max}$, Fig. 3.14. Then α_1, α_2 are mapped by U into $\Phi(D_{n-2}) \oplus \{\tau_1\}$, see [St10, §A.4]. We have $U\alpha_1 \perp \alpha_{max}$, $U\alpha_2 \perp \alpha_{max}$. By Remark 3.1, since α_1 is isolated for α_3 then α_1 is mapped into τ_1 , and $U\alpha_2 \in \Phi(D_{n-2})$:

$$U\alpha_1 = \tau_1, \quad U\alpha_3 = \alpha_{max}, \quad U\alpha_2 \in \Phi(D_{n-2}).$$

Applying a certain mapping $U' \in W(D_{n-2})$ to the mapping U , we change U in such a way that $U\alpha_2 = \tau_2$ and $U\alpha_1, U\alpha_3$ are not changed. Therefore, $S = \{\alpha_1, \alpha_2, \alpha_3\} \subset \Phi(D_l)$ is mapped into $\{\tau_1, \tau_2, \alpha_{max}\}$. Similarly, there exists U' mapping $S' = \{\alpha'_1, \alpha'_2, \alpha'_3\} \subset \Phi'(D_l)$ into $\{\tau_1, \tau_2, \alpha_{max}\}$. Then $U^{-1}U'$ maps S into S' . Further, applying Lemmas 4.6 and 4.7 from [St10], we get the extension \tilde{U} of $U^{-1}U'$, so that $\tilde{U} : \Phi(D_l) \longrightarrow \Phi'(D_l)$. \square

Remark 3.3. Note that Proposition 3.2 does not hold for A_l . There are two conjugacy classes of the type A_5 in $W(E_7)$ and in $W(D_6)$, two conjugacy classes of the type A_7 in $W(E_8)$, see [Ca72, p. 31] and [Ca72, Lemma 27]. Moreover, for the Carter diagram A_3 , there exist three conjugacy classes in $W(D_4)$. \square

In order to build the linkage systems for Dynkin diagrams E_n, D_n , by Proposition 3.2, we can use the technique of the partial Cartan matrix, linkage diagrams and loctets from §2. Note that the partial Cartan matrix for Dynkin diagrams coincides with the usual Cartan matrix \mathbf{B} associated with the given Dynkin diagram. Since E_8 does not have linkage diagrams, see Remark 1.2, heading 1), we are interested only in E_6, E_7, D_n . For the Cartan matrix \mathbf{B} and the inverse of the Cartan matrix \mathbf{B}^{-1} , for E_6, E_7, D_5, D_6, D_7 , see Table A.4. One can recover the complete calculation of linkage diagrams $\gamma^\vee(8)$ of all loctets of E_6, E_7, D_5, D_6 from Table A.9. The β -unicolored linkage diagrams looks as follows:

$$\gamma^\vee = \begin{cases} \{0, 0, 0, 0, b_2, b_3\} & \text{for } E_6, \\ \{0, 0, 0, a_4, 0, b_2, b_3\} & \text{for } E_7, \\ \{0, 0, 0, 0, b_2\} & \text{for } D_5, \\ \{0, 0, 0, a_4, 0, b_2\} & \text{for } D_6, \end{cases}$$

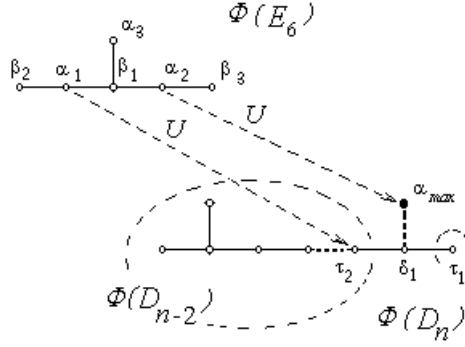
see Tables A.11-A.13. The β -unicolored linkage diagrams are located outside of all loctets, see Fig. B.31, Fig. B.33, Fig. B.35, Fig. B.37.

Note that the principal matrix associated with coordinates β_2, β_3 coincide with the principal matrix for the Carter diagrams $E_6(a_1), E_6(a_2)$, see §3.2.1, and, consequently, β -unicolored linkage diagrams coincide with these diagrams for $E_6(a_1), E_6(a_2)$, see 6 solutions (3.5) of the inequality (3.4).

3.3.1. The Dynkin diagrams of E -type and D -type. The relation between Dynkin diagrams of E -type and D -type is asymmetrical, i.e., conjugacy classes D_i are contained in $W(E_{i+1})$, for $i = 5, 6, 7$. However, the reverse inclusions are not true, as we can see from the following:

Proposition 3.4. *The conjugacy classes $E_i, i = 6, 7, 8$ are not contained in any $W(D_n)$.*

Proof. It suffices to prove the statement for E_6 . Suppose, E_6 is contained in $W(D_n)$. Then subset $S = \{\alpha_1, \alpha_2, \alpha_3\}$ from E_6 also belongs to $W(D_n)$. Let us choose the map $U \in W(D_n)$ in such a way that U maps $\alpha_2 \in \Phi(E_6)$ into $\alpha_{max} \in \Phi(D_n)$. Then α_1, α_3 are mapped into $\Phi(D_{n-2}) \oplus \{\tau_1\}$, where τ_1 is a single root from A_1 , see Fig. 3.15. By Remark 3.1, the isolated root α_3 is mapped into the isolated root τ_1 . Further, U can be selected in such a way that U maps α_1 into τ_2 , and $U\alpha_3, U\alpha_3$ are not changed. According to §4.6 from [St10], U maps β_1 into δ_1 .

FIGURE 3.15. The conjugacy class E_6 is not contained in any $W(D_n)$

Then the edge $\{\beta_1, \alpha_2\} \in E_6$ is mapped into the edge $\{\delta_1, \alpha_{\max}\} \in D_n$. One can see that the image $U\beta_3 \neq U\beta_1 = \delta_1$ is connected to $U\alpha_2 = \alpha_{\max}$, and, consequently, the root δ_1 is contained in the support of $U\beta_3$, i.e., $U\beta_3 \not\perp \tau_1$. This contradicts the orthogonality of their preimages: $\beta_3 \perp \alpha_3$. \square

4. Projection of linkage systems

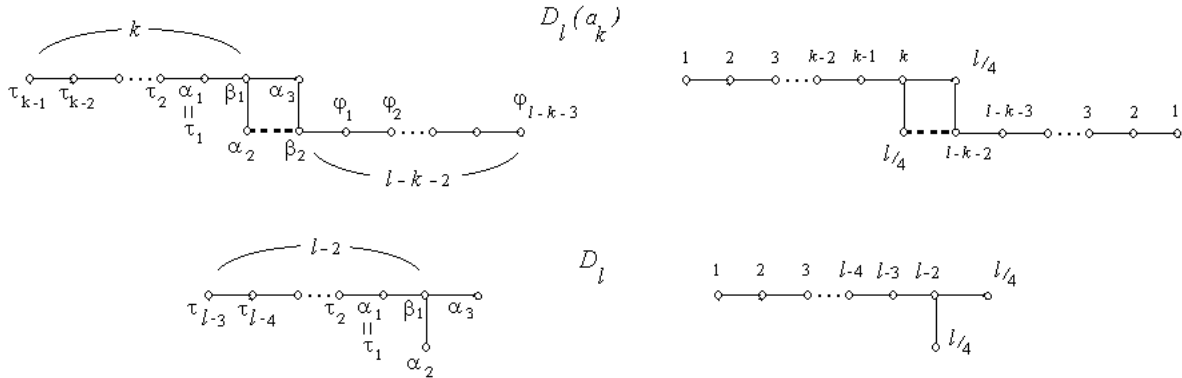
4.1. Simply extendable Carter diagrams. We say that the Carter diagram Γ is *simply extendable in the vertex τ_p* if the new diagram obtained by the extra vertex τ_{l+1} together with the additional connection edge $\{\tau_p, \tau_{l+1}\}$ is also the Carter diagram. The extra vertex with given property is called *simply extendable*. We will show that extensibility in the vertex is closely associated with the value the diagonal element b_{τ_p, τ_p}^\vee of the matrix B_L^{-1} , the inverse of the partial Cartan matrix B_L .

Proposition 4.1. 1) The determinant of the Cartan matrix \mathbf{B} for A_l is equal to $l+1$, for $D_l(l \geq 4)$ is equal to 4. The determinant of the partial Cartan matrix B_L for $D_l(a_k)(l \geq 4)$ is equal to 4.

2) Let $b_{\eta, \eta}^\vee$ be diagonal elements of the inverse matrix B_L^{-1} , where

$$\begin{aligned} \eta \in \{\tau_i, (i = 1, \dots, k-1), \varphi_j, (j = 1, \dots, l-k-3), \alpha_2, \alpha_3, \beta_1, \beta_2\}, \text{ for } \Gamma = D_l(a_k), \\ \eta \in \{\tau_i, (i = 1, \dots, l-3), \alpha_2, \alpha_3, \beta_1, \beta_2\}, \text{ for } \Gamma = D_l, \end{aligned} \quad (4.1)$$

see Fig. 4.16.

FIGURE 4.16. The numerical labels (in the right-hand side) are diagonal elements of B_L^{-1}

For $\Gamma = D_l(a_k)$ or $\Gamma = D_l$,

$$b_{\eta,\eta}^\vee = \begin{cases} \frac{l}{4}, & \text{for } \eta = \alpha_2, \text{ or } \eta = \alpha_3, \\ d, & \text{for } \eta \text{ given in (4.1).} \end{cases} \quad (4.2)$$

Here, $d - 1$ is the number of vertices remaining in the chain A_{d-1} after removing the vertex η .

Proof. 1) This statement is easily verified for A_1 , A_2 , D_4 and D_5 . By induction,

$$\begin{aligned} \det \mathbf{B}(A_{l+1}) &= 2 \det \mathbf{B}(A_l) - \det \mathbf{B}(A_{l-1}) = 2(l+1) - l = l+2, \\ \det \mathbf{B}(D_{l+1}) &= 2 \det \mathbf{B}(D_l) - \det \mathbf{B}(D_{l-1}) = 4, \end{aligned}$$

where $\mathbf{B}(A_l)$ (resp. $\mathbf{B}(D_l)$) is the Cartan matrix for A_l (resp. D_l).

The decomposition of $\det B_L(D_{l+1}(a_k))$ leads to the matrix $l \times l$ and another matrix $(l-1) \times (l-1)$ obtained by removing the i th line and column for some i . The matrix $(l-1) \times (l-1)$ corresponds to the Carter diagram either $D_{l-1}(a_k)$ or D_{l-1} . In both cases the determinant is 4. By induction, we have

$$\begin{aligned} \det B_L(D_{l+1}(a_k)) &= 2 \det B_L(D_l(a_k)) - \det B_L(D_{l-1}(a_k)) = 4, \text{ for } k > 1, (l+1) - k - 2 > 1, \\ \det B_L(D_{l+1}(a_k)) &= 2 \det B_L(D_l(a_k)) - \det \mathbf{B}(D_{l-1}) = 4, \text{ for } k = 1, \text{ or } (l+1) - k - 2 = 1. \end{aligned}$$

2) For $\Gamma = D_l(a_k)$, we have

$$b_{\eta,\eta}^\vee = \begin{cases} \frac{\det B_L(D_l(a_k))}{\det B_L(D_{l+1}(a_k))} = \frac{4}{4} = 1, & \text{for } d = 1, \\ \frac{\det \mathbf{B}(A_{d-1}) \det B_L(D_{l-d}(a_k))}{\det B_L(D_{l+1}(a_k))} = \frac{d \cdot 4}{4} = d, & \text{for } d > 1, \\ \frac{\det \mathbf{B}(A_{l-1})}{\det B_L(D_{l+1}(a_k))} = \frac{l}{4}, & \text{for } \eta = \alpha_2, \alpha_3. \end{cases} \quad (4.3)$$

For $\Gamma = D_l$, we have

$$b_{\eta,\eta}^\vee = \begin{cases} \frac{\det \mathbf{B}(D_l)}{\det \mathbf{B}(D_{l+1})} = \frac{4}{4} = 1, & \text{for } d = 1, \\ \frac{\det \mathbf{B}(A_{d-1}) \det \mathbf{B}(D_{l-d})}{\det \mathbf{B}(D_{l+1})} = \frac{d \cdot 4}{4} = d, & \text{for } d > 1, \\ \frac{\det \mathbf{B}(A_{l-1})}{\det \mathbf{B}(D_{l+1})} = \frac{l}{4}, & \text{for } \eta = \alpha_2, \alpha_3. \end{cases} \quad (4.4)$$

□

Remark 4.2. For $D_l(a_k)$, $l \geq 8$, we have $b_{\eta,\eta}^\vee < 2$ only for endpoints τ_{k-1} and φ_{l-k-3} . For D_l , $l \geq 8$, we have $b_{\eta,\eta}^\vee < 2$ only for endpoint τ_{k-1} . For $D_4(a_k)$, $D_5(a_k)$, $D_6(a_k)$, $D_7(a_k)$ and D_4 , D_5 , D_6 , D_7 , we have $b_{\eta,\eta}^\vee < 2$ also for $\eta = \alpha_2, \alpha_3$.

Proposition 4.3. The Carter diagram Γ is simply extendable in the vertex τ_p if and only if

$$b_{\tau_p, \tau_p}^\vee < 2, \quad (4.5)$$

where b_{τ_p, τ_p}^\vee is the diagonal element (corresponding to the vertex τ_p) of the matrix B_L^{-1} .

Proof. For $l < 8$, the proposition follows from Tables A.2-A.4. For $l \geq 8$ the proposition follows from Proposition 4.1 and Remark 4.2. □

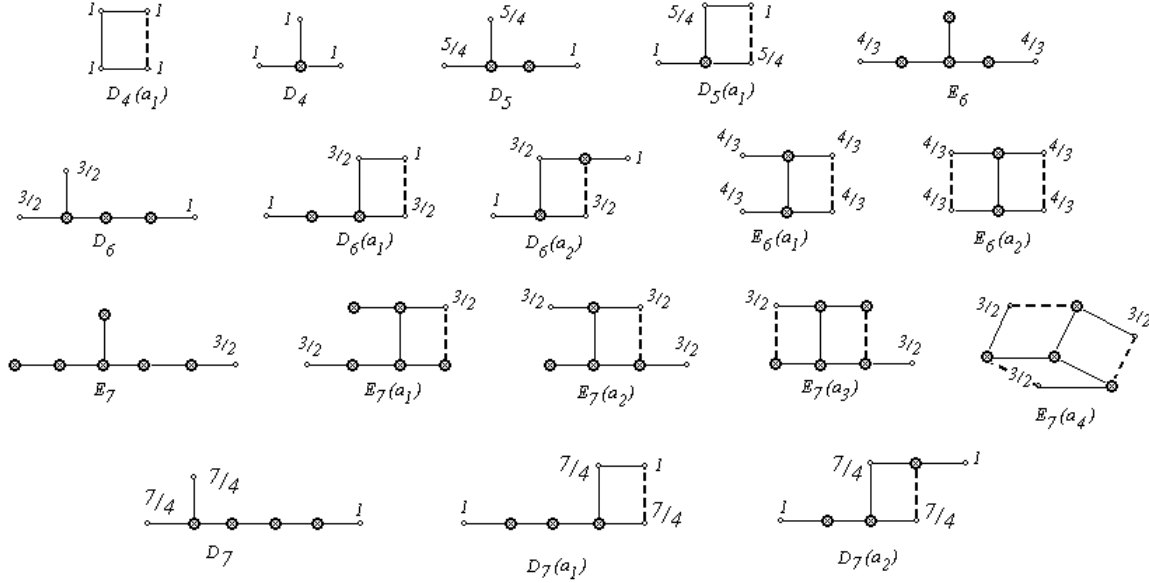


FIGURE 4.17. Simply extendable vertices are marked by numerical values, which are the diagonal elements of B_L^{-1} . The vertices marked in bold are not simply extendable.

Remark 4.4. Not every Carter diagram is an simple extension of other Carter diagram. For example, $E_6(a_2)$ and $E_7(a_4)$ are not extension of any Carter diagram.

4.2. Theorem on projection of linkage systems. Let $\mathcal{L}(\Gamma)$ the linkage system associated with the Carter diagram Γ . For the case where the Carter diagram $\tilde{\Gamma}$ is an simple extension of other Carter diagram Γ , we construct the projection of the linkage diagrams $\tilde{\gamma}^\vee \in \mathcal{L}(\tilde{\Gamma})$ to the linkage diagrams $\gamma^\vee \in \mathcal{L}(\Gamma)$.

Theorem 4.5. Let the Carter diagram $\tilde{\Gamma}$ be the extension of the Carter diagram Γ in the vertex τ_p , such that the vertex τ_p is connected to the vertex τ_{l+1} . Let $\tilde{\gamma}^\vee$ be a certain linkage diagram for $\tilde{\Gamma}$, and γ^\vee be the vector obtained from $\tilde{\gamma}^\vee$ by removing the coordinate τ_{l+1} . If $\gamma^\vee \neq 0$ then γ^\vee is the linkage diagram for Γ .

Proof. Step 1. According to Theorem 2.14, it suffices to prove that

$$\tilde{\mathcal{B}}_L^\vee(\tilde{\gamma}^\vee) < 2 \implies \mathcal{B}_L^\vee(\gamma^\vee) < 2, \quad (4.6)$$

where $\tilde{\mathcal{B}}_L^\vee$ the inverse quadratic associated with $\tilde{\Gamma}$. Then the connection between partial Cartan matrices for Γ and $\tilde{\Gamma}$ is as follows:

$$\tilde{B}_L = \begin{pmatrix} B_L & \vec{v} \\ t_{\vec{v}} & 2 \end{pmatrix}, \text{ where } \vec{v} = \begin{pmatrix} 0 \\ \vdots \\ -1 \\ \vdots \\ 0 \end{pmatrix} \tau_p. \quad (4.7)$$

According to (2.20), let

$$\tilde{B}_L^{-1} \tilde{\gamma}^\vee = \tilde{\gamma}_L = \begin{pmatrix} \vec{\varphi} \\ u \end{pmatrix} \tau_{l+1}, \quad (4.8)$$

where $\vec{\varphi}$ a certain vector of the dimension l , and u is a rational number. Then

$$\tilde{\gamma}^\vee = \tilde{B}_L \tilde{\gamma}_L = \tilde{B}_L \begin{pmatrix} \vec{\varphi} \\ u \end{pmatrix} = \begin{pmatrix} B_L \vec{\varphi} + u \vec{v} \\ -\varphi_{\tau_p} + 2u \end{pmatrix}, \quad (4.9)$$

where φ_{τ_p} is the coordinate τ_p of $\vec{\varphi}$. From (4.8) and (4.9) we have

$$\tilde{\mathcal{B}}_L^\vee(\tilde{\gamma}^\vee) = \langle \tilde{B}_L^\vee \tilde{\gamma}^\vee, \tilde{\gamma}^\vee \rangle = \langle \tilde{\gamma}_L, \tilde{B}_L \tilde{\gamma}_L \rangle = \langle B_L \vec{\varphi}, \vec{\varphi} \rangle - 2\varphi_{\tau_p} u + 2u^2. \quad (4.10)$$

Thus the property $\tilde{\mathcal{B}}_L^\vee(\tilde{\gamma}^\vee) < 2$ from (4.6) is equivalent to

$$\boxed{\langle B_L \vec{\varphi}, \vec{\varphi} \rangle - 2\varphi_{\tau_p} u + 2u^2 < 2.} \quad (4.11)$$

Step 2. Now, by (4.9) we have

$$\tilde{\gamma}^\vee = \begin{pmatrix} \gamma^\vee \\ 0 \end{pmatrix}_{\tau_{l+1}} = \begin{pmatrix} B_L \vec{\delta} \\ 0 \end{pmatrix} = \tilde{B}_L \begin{pmatrix} \vec{\varphi} \\ u \end{pmatrix} = \begin{pmatrix} B_L \vec{\varphi} + u\vec{v} \\ -\varphi_{\tau_p} + 2u \end{pmatrix}, \quad (4.12)$$

where $\vec{\delta}$ is a ceratin vector of the dimension l .

$$\vec{\delta} = B_L^{-1}(B_L \vec{\varphi} + u\vec{v}) = \vec{\varphi} + uB_L^{-1}\vec{v}. \quad (4.13)$$

By (4.7) $B_L^{-1}\vec{v} = -\vec{b}_{\tau_p}$, where \vec{b}_{τ_p} is the τ_p -th column of B_L^{-1} . Since $\langle u\vec{v}, \vec{\varphi} \rangle = -u\varphi_{\tau_p}$, we have

$$\begin{aligned} \mathcal{B}_L^\vee(\gamma^\vee) &= \langle \gamma^\vee, B_L^{-1}\gamma^\vee \rangle = \langle B_L \vec{\delta}, \vec{\delta} \rangle = \langle B_L \vec{\varphi} + u\vec{v}, \vec{\varphi} - u\vec{b}_{\tau_p} \rangle = \\ &= \langle B_L \vec{\varphi}, \vec{\varphi} \rangle - u\varphi_{\tau_p} - \langle B_L \vec{\varphi}, u\vec{b}_{\tau_p} \rangle + u^2(\vec{b}_{\tau_p})_{\tau_p} = \\ &= \langle B_L \vec{\varphi}, \vec{\varphi} \rangle - u\varphi_{\tau_p} - u\langle \vec{\varphi}, B_L \vec{b}_{\tau_p} \rangle + u^2(\vec{b}_{\tau_p})_{\tau_p}, \end{aligned} \quad (4.14)$$

where $(\vec{b}_{\tau_p})_{\tau_p}$ is the (τ_p, τ_p) slot of the matrix B_L^{-1} , i.e.,

$$\begin{aligned} \langle B_L \vec{\delta}, \vec{\delta} \rangle &= \langle B_L \vec{\varphi}, \vec{\varphi} \rangle - u\varphi_{\tau_p} - u\langle \vec{\varphi}, B_L \vec{b}_{\tau_p} \rangle + u^2(B_L^{-1})_{\tau_p, \tau_p} = \\ &= \langle B_L \vec{\varphi}, \vec{\varphi} \rangle - u\varphi_{\tau_p} - u\langle \vec{\varphi}, -\vec{v} \rangle + u^2(B_L^{-1})_{\tau_p, \tau_p} = \\ &= \langle B_L \vec{\varphi}, \vec{\varphi} \rangle - 2u\varphi_{\tau_p} + u^2(B_L^{-1})_{\tau_p, \tau_p}. \end{aligned} \quad (4.15)$$

Thus the property $\mathcal{B}_L^\vee(\gamma^\vee) < 2$ from (4.6) is equivalent to

$$\boxed{\langle B_L \vec{\varphi}, \vec{\varphi} \rangle - 2\varphi_{\tau_p} u + u^2(B_L^{-1})_{\tau_p, \tau_p} < 2.} \quad (4.16)$$

Since $\tilde{\Gamma}$ is simply extendable in the vertex τ_p , then by Proposition 4.3 we get $(B_L^{-1})_{\tau_p, \tau_p} < 2$. Then inequality (4.16) follows from inequality (4.11) and (4.7) is proven. \square

Remark 4.6. 1) If γ^\vee obtained from $\tilde{\gamma}^\vee$ by removing the coordinate τ_{l+1} is the linkage diagram for Γ , we construct the linkage diagram projection from the linkage system of $\tilde{\Gamma}$ to the linkage system of Γ :

$$f : \tilde{\gamma}^\vee \longrightarrow \gamma^\vee. \quad (4.17)$$

2) If γ^\vee (resp. $\tilde{\gamma}^\vee$) belongs to any loctet L (resp. \tilde{L}) of the linkage system associated with the Carter diagram Γ (resp. $\tilde{\Gamma}$) then the projection (4.17) is extended to the projection of the loctet \tilde{L} onto the loctet L , see Fig. 1.6. It follows from that $s_{\alpha_i}, i = 1, 2, 3$ and s_{β_1} act by the same way on all coordinates of γ^\vee and $\tilde{\gamma}^\vee$ except the coordinate τ_{l+1} .

3) Two loctets of $\tilde{\gamma}^\vee$ can be mapped by f onto the same loctet of γ^\vee . For example, the following pairs of loctets of $D_6(a_1)$ are mapped onto the same loctet of $D_5(a_1)$.

$$\begin{aligned} f : L_{13}^d, L_{13}^c &\longrightarrow L_{13}^b & (L_{13}^d, L_{13}^c \subset D_6(a_1); L_{13}^b \subset D_5(a_1)), \\ f : L_{12}^d, L_{12}^c &\longrightarrow L_{12}^b & (L_{12}^d, L_{12}^c \subset D_6(a_1); L_{12}^b \subset D_5(a_1)), \\ f : L_{12}^a, L_{12}^b &\longrightarrow L_{12}^a & (L_{12}^a, L_{12}^b \subset D_6(a_1); L_{12}^a \subset D_5(a_1)), \\ f : L_{13}^a, L_{13}^b &\longrightarrow L_{13}^a & (L_{13}^a, L_{13}^b \subset D_6(a_1); L_{13}^a \subset D_5(a_1)), \end{aligned} \quad (4.18)$$

see Fig. 4.18, Fig. B.22 and Fig. B.23.

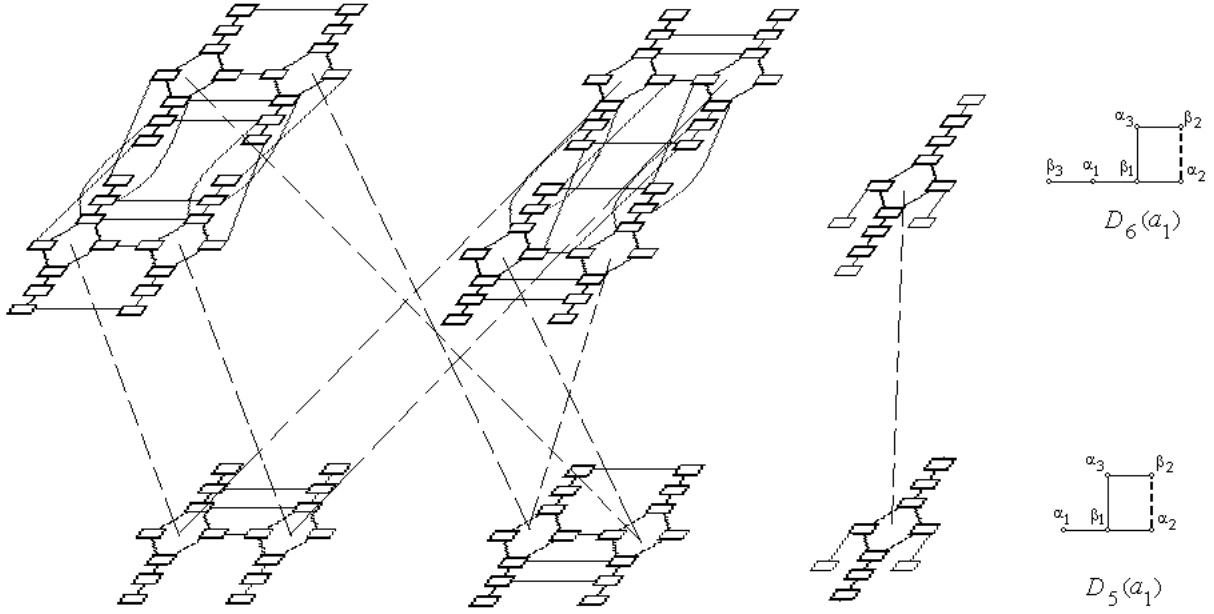


FIGURE 4.18. There are pairs of $D_6(a_1)$ loctets, which are mapped (dotted lines) onto the same $D_5(a_1)$ loctet

4) Let $\tilde{\gamma}_1^\vee$ (resp. $\tilde{\gamma}_2^\vee$) be a linkage diagram of $\tilde{\Gamma}$ such that the coordinate $\tau_{l+1} = 1$ (resp. $\tau_{l+1} = -1$), and all remaining coordinates are zero. Vectors $\tilde{\gamma}_{1,2}^\vee$ constitute 2-element kernel of the projection (4.17). That is why the third component of $D_l(a_k)$ contains by 2 linkage diagrams more than $D_{l-1}(a_k)$, see Fig. 4.18 (they are the top and bottom linkage diagrams in the component).

4.3. The linkage systems $D_l(a_k), D_l, l > 7$. We observe that D -type components of linkage systems of $D_5(a_1), D_6(a_1), D_6(a_2), D_7(a_1), D_7(a_2)$, see Fig. B.22, Fig. B.23, Fig. B.24, Fig. B.45 have the same shape. We will show that the linkage system $D_l(a_k), l > 7$ has the same shape which we call the *wind rose of linkages*, see Fig. B.47.

Similarly, D -type components of linkage systems of D_5, D_6, D_7 , see Fig. B.35, Fig. B.37, Fig. B.45 have the same shape. We will show that the linkage system $D_l, l > 7$ has the same shape, see Fig. B.48.

Lemma 4.7 (on moving triangles). *1) Let the diagram Γ contain the chain $\{\alpha_1, \beta_1, \alpha_2, \beta_2, \dots\}$, (Γ may be $D_l(a_k), D_l, \dots$) and let γ^\vee be such a linkage diagram that only 3 coordinates are non-zero, namely $(\gamma^\vee)_{\alpha_1} \neq 0$ and two other non-zero coordinates together with γ constitute a triangle as in Fig. 4.19,(a). Let us consider linkage diagrams obtained by means of sequential transformations as follows:*

$$\begin{aligned}
 \gamma_b &= s_{\alpha_{k-1}}(\gamma), \\
 \gamma_c &= s_{\beta_{k-1}}(\gamma_b), \\
 \dots, \\
 \gamma_d &= s_{\alpha_2}(\gamma_c - \dots - \beta_2), \\
 \gamma_e &= s_{\beta_1}(\gamma_c - \dots - \beta_2 - \alpha_2).
 \end{aligned} \tag{4.19}$$

Transformations (4.19) preserves the inverse quadratic form \mathcal{B}^\vee on the corresponding linkage vectors:

$$\gamma_a^\vee, \gamma_b^\vee, \gamma_c^\vee, \dots, \gamma_d^\vee, \gamma_e^\vee. \tag{4.20}$$

2) By transformations (4.19), the triangle (describing the linkage diagram γ^\vee) is shifted to the left: (a) \Rightarrow (b) \Rightarrow (c) $\Rightarrow \dots \Rightarrow$ (d), see Fig. 4.19, (b), (c), (d). In the last step (d) \Rightarrow (e) the triangle is eliminated, see Fig. 4.19, (e).

3) Linkage diagrams depicted in Fig. 4.19 can not occur for $\Gamma = D_l(a_k), D_l$.

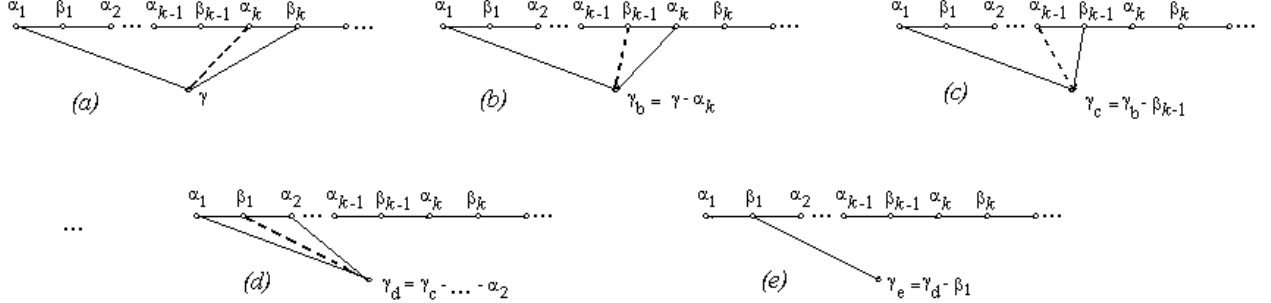


FIGURE 4.19. The moving triangles

4) Let γ^\vee be such a linkage diagram for $\Gamma = D_l(a_k)$ (resp. $\Gamma = D_l$) that only 4 coordinates are non-zero, namely, $(\gamma^\vee)_{\alpha_1} \neq 0$ and three other non-zero coordinates together with γ_f (resp. γ_h) constitute two triangles as in Fig. 4.20, (f) (resp. 4.20, (h)). Let us consider linkage diagram obtained by means of transformation s_{β_1} as follows:

$$\gamma_g = s_{\beta_1}(\gamma_f), \quad (\text{resp.} \quad \gamma_i = s_{\beta_1}(\gamma_h)) \quad (4.21)$$

Transformations (4.21) preserves the inverse quadratic form \mathcal{B}^\vee on the corresponding linkage vectors:

$$\gamma_f^\vee, \gamma_g^\vee, \quad (\text{resp.} \quad \gamma_h^\vee, \gamma_i^\vee). \quad (4.22)$$

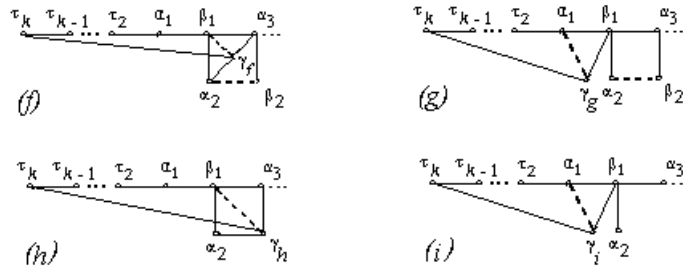


FIGURE 4.20. The moving triangles, II

Linkage diagrams depicted in Fig. 4.20, (f), (g) (resp. Fig. 4.20, (h), (i)) can not occur for $\Gamma = D_l(a_k)$ (resp. D_l).

Proof. 1) It follows from Proposition 2.9.

2) Let us check (b) \Rightarrow (c), where $\gamma_c = s_{\beta_{k-1}}(\gamma_b) = \gamma_b - \beta_{k-1}$:

$$(\gamma_c, \alpha_k) = -1 + 1 = 0, \quad (\gamma_c, \beta_{k-1}) = 1 - 2 = -1, \quad (\gamma_c, \alpha_{k-1}) = 0 + 1 = 1,$$

In the case (e) we have $s_{\gamma_e}(\gamma_d) = \gamma_d - \beta_1$, and

$$(\gamma_e, \alpha_2) = 1 - 1 = 0, \quad (\gamma_e, \beta_1) = 1 - 1 = 0, \quad (\gamma_e, \alpha_1) = 1 - 2 = -1.$$

remaining inner products (γ_c, τ) and (γ_e, τ) are not changed.

3) The statement follows from Proposition 4.1 and Remark 4.2.

4) Let us check $(f) \Rightarrow (g)$, where $\gamma_g = s_{\beta_1}(\gamma_f) = \gamma_f - \beta_1$:

$$(\gamma_g, \alpha_2) = 1 - 1 = 0, \quad (\gamma_g, \alpha_3) = 1 - 1 = 0, \quad (\gamma_g, \beta_1) = 1 - 2 = -1, \quad (\gamma_g, \tau_k) = (\gamma_f, \tau_k) = -1,$$

remaining inner products (γ_g, τ) are not changed. Thus, we obtain the triangle $\{\alpha_1, \beta_1, \gamma_g\}$, i.e, we come to one of cases in Fig. 4.19. \square

Proposition 4.8. 1) Four vectors γ_i^\vee (4.23) (each of them contains the single non-zero integer number in the slot i) are the linkage labels vectors for the $D_l(a_k)$.

$$\gamma_{\tau_{k-1}^+}^\vee = \begin{pmatrix} 0 \\ \cdots \\ 1 \\ \cdots \\ 0 \end{pmatrix}, \quad \gamma_{\tau_{k-1}^-}^\vee = \begin{pmatrix} 0 \\ \cdots \\ -1 \\ \cdots \\ 0 \end{pmatrix}, \quad \gamma_{\varphi_{l-k-2}^+}^\vee = \begin{pmatrix} 0 \\ \cdots \\ 1 \\ \cdots \\ 0 \end{pmatrix}, \quad \gamma_{\varphi_{l-k-2}^-}^\vee = \begin{pmatrix} 0 \\ \cdots \\ -1 \\ \cdots \\ 0 \end{pmatrix} \quad (4.23)$$

2) Linkage diagrams for the general case $D_l(a_k)$ ($l > 7$) are presented in Fig. B.46. The linkage system $D_l(a_k)$ ($l > 7$) is depicted in Fig. B.47.

3) Linkage diagrams and the linkage system D_l ($l > 7$) are presented in Fig. B.46.

Proof.

1) According to Proposition 4.1,3), we have

$$\mathcal{B}_L^\vee(\gamma_{\tau_i}^\vee) = 1, \quad (4.24)$$

for $\gamma_{\tau_i}^\vee = \gamma_{\tau_{k-1}^\pm}^\vee, \gamma_{\varphi_{l-k-2}^\pm}^\vee$. Eq. (4.24) means that $\mathcal{B}_L^\vee(\gamma_{\tau_i}^\vee) < 2$, and by Theorem 2.14 we get that vectors $\gamma_{\tau_i}^\vee$ are linkage labels vectors.

2) Further, we apply s_i^* as depicted in Fig. B.47. This way we obtain all linkage diagrams in Fig. B.46. By inductive hypothesis, it suffices to check the action of s_i^* only for endpoints of the Carter diagram. The linkage diagrams in Fig. B.46 constitute the linkage system depicted in Fig. B.47.

We show that there are no other linkage diagrams, except those which are shown in Fig. B.46. Assume, that the statement already shown for $\Gamma = D_l(a_k)$, and we consider $\tilde{\Gamma} = D_{l+1}(a_k)$ (or, similarly, for $D_l(a_{k+1})$). Let $\tilde{\gamma}^\vee$ be the linkage diagram from the linkage system of $\tilde{\Gamma}$, and $\tilde{\gamma}_\tau^\vee$ be the coordinate corresponding to the terminal vertex τ of $\tilde{\Gamma}$. Let us consider two cases a) $\tilde{\gamma}_\tau^\vee = 0$ and b) $\tilde{\gamma}_\tau^\vee \neq 0$.

a) Case $\tilde{\gamma}_\tau^\vee = 0$. Suppose, that the linkage diagram $\tilde{\gamma}^\vee$ is outside of the list Fig. B.46. The removing of the connection $\{\gamma, \tau\}$ does not change the geometric form of γ^\vee (since $(\gamma, \tau) = 0$). Therefore, γ^\vee is also outside of the list Fig. B.46. According to Theorem 4.5, we have that γ^\vee is the linkage diagram for Γ , that contradicts to the induction hypothesis, that all linkage diagrams necessarily are from the list Fig. B.46.

b) Case $\tilde{\gamma}_\tau^\vee \neq 0$. Let us remove the connection $\{\gamma, \tau\}$, we get one of the following cases:

b.1) $\gamma = 0$, then $\tilde{\gamma}$ is simple extension in the vertex τ , $\tilde{\gamma} = \tilde{\gamma}_{\tau_k^\pm}^\vee$ for the case $\tilde{\Gamma} = D_l(a_{k+1})$, or $\tilde{\gamma} = \tilde{\gamma}_{\varphi_{l-k-1}^\pm}^\vee$ for the case $\tilde{\Gamma} = D_{l+1}(a_k)$, see Fig. B.46.

b.2) γ is one of triangles in Fig. B.46. Since $(\gamma, \tau) \neq 0$, then $\tilde{\gamma}$ is one of the cases of Lemma 4.7 and Fig. 4.19 that can not occur.

b.3) γ is one linkage diagrams 3, 4, 5, 6 in in Fig. B.46. Since $(\gamma, \tau) \neq 0$, then $\tilde{\gamma}$ is the linkage diagram as in Lemma 4.7,4) and Fig. 4.20,(f),(g) that can not occur.

3) We repeat here arguments of the heading 2). In the case b.3), $\tilde{\gamma}$ is the linkage diagram as in Lemma 4.7,4) and Fig. 4.20,(h),(i) that can not occur. \square

APPENDIX A. The inverse matrix B_L^{-1} , linkage diagrams $\gamma^\vee(8)$ and inequality $\mathcal{B}_L^\vee(\gamma^\vee) < 2$

A.1. The partial Cartan matrix B_L and the inverse matrix B_L^{-1} .


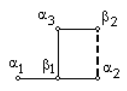
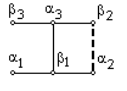
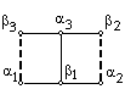
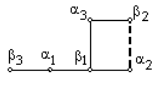
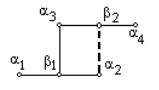
The Carter diagram	The partial Cartan matrix B_L	The inverse matrix B_L^{-1}
 <p>$\mathbf{D}_4(\mathbf{a}_1)$</p>	$\begin{bmatrix} 2 & 0 & -1 & -1 \\ 0 & 2 & 1 & -1 \\ -1 & 1 & 2 & 0 \\ -1 & -1 & 0 & 2 \end{bmatrix}$	$\frac{1}{2} \begin{bmatrix} 2 & 0 & 1 & 1 \\ 0 & 2 & -1 & 1 \\ 1 & -1 & 2 & 0 \\ 1 & 1 & 0 & 2 \end{bmatrix}$
 <p>$\mathbf{D}_5(\mathbf{a}_1) = \mathbf{D}_5(\mathbf{a}_2)$</p>	$\begin{bmatrix} 2 & 0 & 0 & -1 & 0 \\ 0 & 2 & 0 & -1 & 1 \\ 0 & 0 & 2 & -1 & -1 \\ -1 & -1 & -1 & 2 & 0 \\ 0 & 1 & -1 & 0 & 2 \end{bmatrix}$	$\frac{1}{4} \begin{bmatrix} 4 & 2 & 2 & 4 & 0 \\ 2 & 5 & 1 & 4 & -2 \\ 2 & 1 & 5 & 4 & 2 \\ 4 & 4 & 4 & 8 & 0 \\ 0 & -2 & 2 & 0 & 4 \end{bmatrix}$
 <p>$\mathbf{E}_6(\mathbf{a}_1)$</p>	$\begin{bmatrix} 2 & 0 & 0 & -1 & 0 & 0 \\ 0 & 2 & 0 & -1 & 1 & 0 \\ 0 & 0 & 2 & -1 & -1 & -1 \\ -1 & -1 & -1 & 2 & 0 & 0 \\ 0 & 1 & -1 & 0 & 2 & 0 \\ 0 & 0 & -1 & 0 & 0 & 2 \end{bmatrix}$	$\frac{1}{3} \begin{bmatrix} 4 & 2 & 4 & 5 & 1 & 2 \\ 2 & 4 & 2 & 4 & -1 & 1 \\ 4 & 2 & 10 & 8 & 4 & 5 \\ 5 & 4 & 8 & 10 & 2 & 4 \\ 1 & -1 & 4 & 2 & 4 & 2 \\ 2 & 1 & 5 & 4 & 2 & 4 \end{bmatrix}$
 <p>$\mathbf{E}_6(\mathbf{a}_2)$</p>	$\begin{bmatrix} 2 & 0 & 0 & -1 & 0 & 1 \\ 0 & 2 & 0 & -1 & 1 & 0 \\ 0 & 0 & 2 & -1 & -1 & -1 \\ -1 & -1 & -1 & 2 & 0 & 0 \\ 0 & 1 & -1 & 0 & 2 & 0 \\ 1 & 0 & -1 & 0 & 0 & 2 \end{bmatrix}$	$\frac{1}{3} \begin{bmatrix} 4 & 2 & 0 & 3 & -1 & -2 \\ 2 & 4 & 0 & 3 & -2 & -1 \\ 0 & 0 & 6 & 3 & 3 & 3 \\ 3 & 3 & 3 & 6 & 0 & 0 \\ -1 & -2 & 3 & 0 & 4 & 2 \\ -2 & -1 & 3 & 0 & 2 & 4 \end{bmatrix}$
 <p>$\mathbf{D}_6(\mathbf{a}_1) = \mathbf{D}_6(\mathbf{a}_3)$</p>	$\begin{bmatrix} 2 & 0 & 0 & -1 & 0 & -1 \\ 0 & 2 & 0 & -1 & 1 & 0 \\ 0 & 0 & 2 & -1 & -1 & 0 \\ -1 & -1 & -1 & 2 & 0 & 0 \\ 0 & 1 & -1 & 0 & 2 & 0 \\ -1 & 0 & 0 & 0 & 0 & 2 \end{bmatrix}$	$\frac{1}{2} \begin{bmatrix} 4 & 2 & 2 & 4 & 0 & 2 \\ 2 & 3 & 1 & 3 & -1 & 1 \\ 2 & 1 & 3 & 3 & 1 & 1 \\ 4 & 3 & 3 & 6 & 0 & 2 \\ 0 & -1 & 1 & 0 & 2 & 0 \\ 2 & 1 & 1 & 2 & 0 & 2 \end{bmatrix}$
 <p>$\mathbf{D}_6(\mathbf{a}_2)$</p>	$\begin{bmatrix} 2 & 0 & 0 & 0 & -1 & 0 \\ 0 & 2 & 0 & 0 & -1 & 1 \\ 0 & 0 & 2 & 0 & -1 & -1 \\ 0 & 0 & 0 & 2 & 0 & -1 \\ -1 & -1 & -1 & 0 & 2 & 0 \\ 0 & 1 & -1 & -1 & 0 & 2 \end{bmatrix}$	$\frac{1}{2} \begin{bmatrix} 2 & 1 & 1 & 0 & 2 & 0 \\ 1 & 3 & 0 & -1 & 2 & -2 \\ 1 & 0 & 3 & 1 & 2 & 2 \\ 0 & -1 & 1 & 2 & 0 & 2 \\ 2 & 2 & 2 & 0 & 4 & 0 \\ 0 & -2 & 2 & 2 & 0 & 4 \end{bmatrix}$

TABLE A.2. The partial Cartan matrix B_L and the inverse matrix B_L^{-1} for the conjugacy classes, $l < 7$

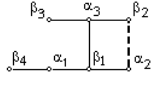
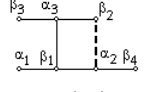
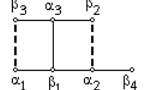
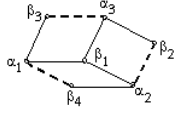
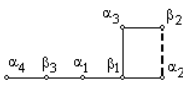
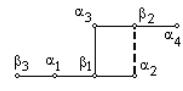
The Carter diagram	The partial Cartan matrix B_L	The inverse matrix B_L^{-1}
 $E_7(a_1)$	$\begin{bmatrix} 2 & 0 & 0 & -1 & 0 & 0 & -1 \\ 0 & 2 & 0 & -1 & 1 & 0 & 0 \\ 0 & 0 & 2 & -1 & -1 & -1 & 0 \\ -1 & -1 & -1 & 2 & 0 & 0 & 0 \\ 0 & 1 & -1 & 0 & 2 & 0 & 0 \\ 0 & 0 & -1 & 0 & 0 & 2 & 0 \\ -1 & 0 & 0 & 0 & 0 & 0 & 2 \end{bmatrix}$	$\frac{1}{2} \begin{bmatrix} 8 & 4 & 8 & 10 & 2 & 4 & 4 \\ 4 & 4 & 4 & 6 & 0 & 2 & 2 \\ 8 & 4 & 12 & 12 & 4 & 6 & 4 \\ 10 & 6 & 12 & 15 & 3 & 6 & 5 \\ 2 & 0 & 4 & 3 & 3 & 2 & 1 \\ 4 & 2 & 6 & 6 & 2 & 4 & 2 \\ 4 & 2 & 4 & 5 & 1 & 2 & 3 \end{bmatrix}$
 $E_7(a_2)$	$\begin{bmatrix} 2 & 0 & 0 & -1 & 0 & 0 & 0 \\ 0 & 2 & 0 & -1 & 1 & 0 & -1 \\ 0 & 0 & 2 & -1 & -1 & -1 & 0 \\ -1 & -1 & -1 & 2 & 0 & 0 & 0 \\ 0 & 1 & -1 & 0 & 2 & 0 & 0 \\ 0 & 0 & -1 & 0 & 0 & 2 & 0 \\ 0 & -1 & 0 & 0 & 0 & 0 & 2 \end{bmatrix}$	$\frac{1}{2} \begin{bmatrix} 4 & 4 & 4 & 6 & 0 & 2 & 2 \\ 4 & 8 & 4 & 8 & -2 & 2 & 4 \\ 4 & 4 & 8 & 8 & 2 & 4 & 2 \\ 6 & 8 & 8 & 12 & 0 & 4 & 4 \\ 0 & -2 & 2 & 0 & 3 & 1 & -1 \\ 2 & 2 & 4 & 4 & 1 & 3 & 1 \\ 2 & 4 & 2 & 4 & -1 & 1 & 3 \end{bmatrix}$
 $E_7(a_3)$	$\begin{bmatrix} 2 & 0 & 0 & -1 & 0 & 1 & 0 \\ 0 & 2 & 0 & -1 & 1 & 0 & -1 \\ 0 & 0 & 2 & -1 & -1 & -1 & 0 \\ -1 & -1 & -1 & 2 & 0 & 0 & 0 \\ 0 & 1 & -1 & 0 & 2 & 0 & 0 \\ 1 & 0 & -1 & 0 & 0 & 2 & 0 \\ 0 & -1 & 0 & 0 & 0 & 0 & 2 \end{bmatrix}$	$\frac{1}{2} \begin{bmatrix} 4 & 4 & 0 & 4 & -2 & -2 & 2 \\ 4 & 8 & 0 & 6 & -4 & -2 & 4 \\ 0 & 0 & 4 & 2 & 2 & 2 & 0 \\ 4 & 6 & 2 & 7 & -2 & -1 & 3 \\ -2 & -4 & 2 & -2 & 4 & 2 & -2 \\ -2 & -2 & 2 & -1 & 2 & 3 & -1 \\ 2 & 4 & 0 & 3 & -2 & -1 & 3 \end{bmatrix}$
 $E_7(a_4)$	$\begin{bmatrix} 2 & 0 & 0 & -1 & 0 & -1 & 1 \\ 0 & 2 & 0 & -1 & 1 & 0 & -1 \\ 0 & 0 & 2 & -1 & -1 & 1 & 0 \\ -1 & -1 & -1 & 2 & 0 & 0 & 0 \\ 0 & 1 & -1 & 0 & 2 & 0 & 0 \\ -1 & 0 & 1 & 0 & 0 & 2 & 0 \\ 1 & -1 & 0 & 0 & 0 & 0 & 2 \end{bmatrix}$	$\frac{1}{2} \begin{bmatrix} 4 & 0 & 0 & 2 & 0 & 2 & -2 \\ 0 & 4 & 0 & 2 & -2 & 0 & 2 \\ 0 & 0 & 4 & 2 & 2 & -2 & 0 \\ 2 & 2 & 2 & 4 & 0 & 0 & 0 \\ 0 & -2 & 2 & 0 & 3 & -1 & -1 \\ 2 & 0 & -2 & 0 & -1 & 3 & -1 \\ -2 & 2 & 0 & 0 & -1 & -1 & 3 \end{bmatrix}$
 $D_7(a_1) = D_7(a_4)$	$\begin{bmatrix} 2 & 0 & 0 & 0 & -1 & 0 & -1 \\ 0 & 2 & 0 & 0 & -1 & 1 & 0 \\ 0 & 0 & 2 & 0 & -1 & -1 & 0 \\ 0 & 0 & 0 & 2 & 0 & 0 & -1 \\ -1 & -1 & -1 & 0 & 2 & 0 & 0 \\ 0 & 1 & -1 & 0 & 0 & 2 & 0 \\ -1 & 0 & 0 & -1 & 0 & 0 & 2 \end{bmatrix}$	$\frac{1}{4} \begin{bmatrix} 12 & 6 & 6 & 4 & 12 & 0 & 8 \\ 6 & 7 & 3 & 2 & 8 & -2 & 4 \\ 6 & 3 & 7 & 2 & 8 & 2 & 4 \\ 4 & 2 & 2 & 4 & 4 & 0 & 4 \\ 12 & 8 & 8 & 4 & 16 & 0 & 8 \\ 0 & -2 & 2 & 0 & 0 & 4 & 0 \\ 8 & 4 & 4 & 4 & 8 & 0 & 8 \end{bmatrix}$
 $D_7(a_2) = D_7(a_3)$	$\begin{bmatrix} 2 & 0 & 0 & 0 & -1 & 0 & -1 \\ 0 & 2 & 0 & 0 & -1 & 1 & 0 \\ 0 & 0 & 2 & 0 & -1 & -1 & 0 \\ 0 & 0 & 0 & 2 & 0 & -1 & 0 \\ -1 & -1 & -1 & 0 & 2 & 0 & 0 \\ 0 & 1 & -1 & -1 & 0 & 2 & 0 \\ -1 & 0 & 0 & 0 & 0 & 0 & 2 \end{bmatrix}$	$\frac{1}{4} \begin{bmatrix} 8 & 4 & 4 & 0 & 8 & 0 & 4 \\ 4 & 7 & 1 & -2 & 6 & -4 & 2 \\ 4 & 1 & 7 & 2 & 6 & 4 & 2 \\ 0 & -2 & 2 & 4 & 0 & 4 & 0 \\ 8 & 6 & 6 & 0 & 12 & 0 & 4 \\ 0 & -4 & 4 & 4 & 0 & 8 & 0 \\ 4 & 2 & 2 & 0 & 4 & 0 & 4 \end{bmatrix}$

TABLE A.3. (cont.) The partial Cartan matrix B_L and the inverse matrix B_L^{-1} for the conjugacy classes, $l = 7$


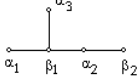
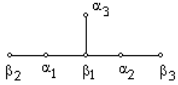
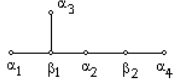
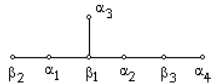
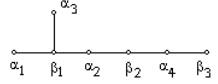
The Carter diagram	The Cartan matrix \mathbf{B}	The inverse matrix \mathbf{B}^{-1}
 D_4	$\begin{bmatrix} 2 & 0 & 0 & -1 \\ 0 & 2 & 0 & -1 \\ 0 & 0 & 2 & -1 \\ -1 & -1 & -1 & 2 \end{bmatrix}$	$\frac{1}{2} \begin{bmatrix} 2 & 1 & 1 & 2 \\ 1 & 2 & 1 & 2 \\ 1 & 1 & 2 & 2 \\ 2 & 2 & 2 & 4 \end{bmatrix}$
 D_5	$\begin{bmatrix} 2 & 0 & 0 & -1 & 0 \\ 0 & 2 & 0 & -1 & -1 \\ 0 & 0 & 2 & -1 & 0 \\ -1 & -1 & -1 & 2 & 0 \\ 0 & -1 & 0 & 0 & 2 \end{bmatrix}$	$\frac{1}{4} \begin{bmatrix} 5 & 4 & 3 & 6 & 2 \\ 4 & 8 & 4 & 8 & 4 \\ 3 & 4 & 5 & 6 & 2 \\ 6 & 8 & 6 & 12 & 4 \\ 2 & 4 & 2 & 4 & 4 \end{bmatrix}$
 E_6	$\begin{bmatrix} 2 & 0 & 0 & -1 & -1 & 0 \\ 0 & 2 & 0 & -1 & 0 & -1 \\ 0 & 0 & 2 & -1 & 0 & 0 \\ -1 & -1 & -1 & 2 & 0 & 0 \\ -1 & 0 & 0 & 0 & 2 & 0 \\ 0 & -1 & 0 & 0 & 0 & 2 \end{bmatrix}$	$\frac{1}{3} \begin{bmatrix} 10 & 8 & 6 & 12 & 5 & 4 \\ 8 & 10 & 6 & 12 & 4 & 5 \\ 6 & 6 & 6 & 9 & 3 & 3 \\ 12 & 12 & 9 & 18 & 6 & 6 \\ 5 & 4 & 3 & 6 & 4 & 2 \\ 4 & 5 & 3 & 6 & 2 & 4 \end{bmatrix}$
 D_6	$\begin{bmatrix} 2 & 0 & 0 & 0 & -1 & 0 \\ 0 & 2 & 0 & 0 & -1 & -1 \\ 0 & 0 & 2 & 0 & -1 & 0 \\ 0 & 0 & 0 & 2 & 0 & -1 \\ -1 & -1 & -1 & 0 & 2 & 0 \\ 0 & -1 & 0 & -1 & 0 & 2 \end{bmatrix}$	$\frac{1}{2} \begin{bmatrix} 3 & 3 & 2 & 1 & 4 & 2 \\ 3 & 6 & 3 & 2 & 6 & 4 \\ 2 & 3 & 3 & 1 & 4 & 2 \\ 1 & 2 & 1 & 2 & 2 & 2 \\ 4 & 6 & 4 & 2 & 8 & 4 \\ 2 & 4 & 2 & 2 & 4 & 4 \end{bmatrix}$
 E_7	$\begin{bmatrix} 2 & 0 & 0 & 0 & -1 & -1 & 0 \\ 0 & 2 & 0 & 0 & -1 & 0 & -1 \\ 0 & 0 & 2 & 0 & -1 & 0 & 0 \\ 0 & 0 & 0 & 2 & 0 & 0 & -1 \\ -1 & -1 & -1 & 0 & 2 & 0 & 0 \\ -1 & 0 & 0 & 0 & 0 & 2 & 0 \\ 0 & -1 & 0 & -1 & 0 & 0 & 2 \end{bmatrix}$	$\frac{1}{2} \begin{bmatrix} 12 & 12 & 8 & 4 & 16 & 6 & 8 \\ 12 & 15 & 9 & 5 & 18 & 6 & 10 \\ 8 & 9 & 7 & 3 & 12 & 4 & 6 \\ 4 & 5 & 3 & 3 & 6 & 2 & 4 \\ 16 & 18 & 12 & 6 & 24 & 8 & 12 \\ 6 & 6 & 4 & 2 & 8 & 4 & 4 \\ 8 & 10 & 6 & 4 & 12 & 4 & 8 \end{bmatrix}$
 D_7	$\begin{bmatrix} 2 & 0 & 0 & 0 & -1 & 0 & 0 \\ 0 & 2 & 0 & 0 & -1 & -1 & 0 \\ 0 & 0 & 2 & 0 & -1 & 0 & 0 \\ 0 & 0 & 0 & 2 & 0 & -1 & -1 \\ -1 & -1 & -1 & 0 & 2 & 0 & 0 \\ 0 & -1 & 0 & -1 & 0 & 2 & 0 \\ 0 & 0 & 0 & -1 & 0 & 0 & 2 \end{bmatrix}$	$\frac{1}{4} \begin{bmatrix} 7 & 8 & 5 & 4 & 10 & 6 & 2 \\ 8 & 16 & 8 & 8 & 16 & 12 & 4 \\ 5 & 8 & 7 & 4 & 10 & 6 & 2 \\ 4 & 8 & 4 & 8 & 8 & 8 & 4 \\ 10 & 16 & 10 & 8 & 20 & 12 & 4 \\ 6 & 12 & 6 & 8 & 12 & 12 & 4 \\ 2 & 4 & 2 & 4 & 4 & 4 & 4 \end{bmatrix}$

TABLE A.4. (cont.) The Cartan matrix \mathbf{B} and the inverse matrix \mathbf{B}^{-1} for the conjugacy classes $E_6, E_7, D_4, D_5, D_6, D_7$

A.2. The linkage diagrams $\gamma_{ij}^\vee(8)$ and solutions of inequality $\mathcal{B}_L^\vee(\gamma_{ij}^\vee(8)) < 2$.

The Carter diagram	L_{ij}	$\mathcal{B}_L^\vee(\gamma_{ij}^\vee(8)) = p < 2$	The linkage diagram $\gamma_{ij}^\vee(8)$	p
$E_6(a_1)$	L_{12}	$q = 4(b_2^2 + b_2b_3 + b_3^2)$		$\frac{4}{3}$
		$\frac{1}{3}(10 + 2(4b_2 + 5b_3) + q) < 2$, or $(b_2 + b_3)^2 + (b_2 + 2)^2 + (b_3 + \frac{5}{2})^2 < \frac{33}{4}$	$\{0, 0, 1, 0, 0, -1\}$ $\{0, 0, 1, 0, -1, -1\}$	
	L_{13}	$\frac{1}{3}(4 + 2(-b_2 + b_3) + q) < 2$, or $(b_2 + b_3)^2 + (b_2 - \frac{1}{2})^2 + (b_3 + \frac{1}{2})^2 < \frac{3}{2}$	$\{0, 1, 0, 0, 0, 0\}$ $\{0, 1, 0, 0, 1, -1\}$	
	L_{23}	$\frac{1}{3}(4 + 2(b_2 + 2b_3) + q) < 2$, $(b_2 + b_3)^2 + (b_2 + \frac{1}{2})^2 + (b_3 + 1)^2 < \frac{9}{4}$	$\{1, 0, 0, 0, 0, 0\}$ $\{1, 0, 0, 0, 0, -1\}$	
$E_6(a_2)$	L_{12}	$q = 4(b_2^2 + b_2b_3 + b_3^2)$		$\frac{4}{3}$
		$\frac{1}{3}(6 + 2(3b_2 + 3b_3) + q) < 2$, or $(b_2 + b_3)^2 + (b_2 + \frac{3}{2})^2 + (b_3 + \frac{3}{2})^2 < \frac{9}{2}$	$\{0, 0, 1, 0, 0, -1\}$ $\{0, 0, 1, 0, -1, 0\}$	
	L_{13}	$\frac{1}{3}(4 + 2(-2b_2 - b_3) + q) < 2$, or $(b_2 + b_3)^2 + (b_2 - 1)^2 + (b_3 - \frac{1}{2})^2 < \frac{9}{4}$	$\{0, 1, 0, 0, 0, 0\}$ $\{0, 1, 0, 0, 1, 0\}$	
	L_{23}	$\frac{1}{3}(4 + 2(-b_2 - 2b_3) + q) < 2$, or $(b_2 + b_3)^2 + (b_2 - \frac{1}{2})^2 + (b_3 - 1)^2 < \frac{9}{4}$	$\{1, 0, 0, 0, 0, 0\}$ $\{1, 0, 0, 0, 0, 1\}$	
$E_7(a_1)$	L_{12}	$q = 3b_2^2 + 4b_3^2 + 3b_4^2 + 4b_2b_3 + 2b_2b_4 + 4b_3b_4$		$\frac{3}{2}$
		$\frac{1}{2}(12 + 2(4b_2 + 6b_3 + 4b_4) + q) < 2$, or $(b_2 + b_4 + 1)^2 + 2(b_3 + b_4 + \frac{3}{2})^2 + 2(b_2 + b_3 + \frac{3}{2})^2 < 2$	$\{0, 0, 1, 0, 0, -1, -1\}$ $\{0, 0, 1, 0, -1, -1, 0\}$	
	L_{13}	$\frac{1}{2}(4 + 2(2b_3 + 2b_4) + q) < 2$, or $(b_2 + b_4)^2 + 2(b_3 + b_4 + 1)^2 + 2(b_2 + b_3)^2 < 2$	$\{0, 1, 0, 0, 1, -1, 0\}$ $\{0, 1, 0, 0, 0, 0, -1\}$	
	L_{23}	$\frac{1}{2}(8 + 2(2b_2 + 4b_3 + 4b_4) + q) < 2$, or $(b_2 + b_4 + 1)^2 + 2(b_3 + b_4 + \frac{3}{2})^2 + 2(b_2 + b_3 + \frac{1}{2})^2 < 2$	$\{1, 0, 0, 0, 0, 0, -1\}$ $\{1, 0, 0, 0, 0, -1, -1\}$	
$E_7(a_2)$	L_{12}	$q = 3b_2^2 + 3b_3^2 + 3b_4^2 + 2b_2b_3 - 2b_2b_4 + 2b_3b_4$		$\frac{3}{2}$
		$\frac{1}{2}(8 + 2(2b_2 + 4b_3 + 2b_4) + q) < 2$, or $(b_2 + b_3)^2 + (b_3 + b_4)^2 + (b_2 - b_4)^2 + (b_2 + 2)^2$ $+ (b_3 + 4)^2 + (b_4 + 2)^2 < 20$	$\{0, 0, 1, 0, 0, -1, 0\}$ $\{0, 0, 1, 0, -1, -1, -1\}$	
	L_{13}	$\frac{1}{2}(8 + 2(-2b_2 + 2b_3 + 4b_4) + q) < 2$, or $(b_2 + b_3)^2 + (b_3 + b_4)^2 + (b_2 - b_4)^2 + (b_2 - 2)^2$ $+ (b_3 + 2)^2 + (b_4 + 4)^2 < 20$	$\{0, 1, 0, 0, 0, 0, -1\}$ $\{0, 1, 0, 0, 1, -1, -1\}$	
	L_{23}	$\frac{1}{2}(4 + 2(2b_3 + 2b_4) + q) < 2$, or $(b_2 + b_3)^2 + (b_3 + b_4)^2 + (b_2 - b_4)^2 + (b_3 + 2)^2$ $+ (b_4 + 2)^2 + b_2^2 < 8$	$\{1, 0, 0, 0, 0, 0, -1\}$ $\{1, 0, 0, 0, 0, -1, 0\}$	

TABLE A.5. The linkage diagrams $\gamma_{ij}^\vee(8)$ obtained as solutions of inequality $\mathcal{B}_L^\vee(\gamma_{ij}^\vee(8)) < 2$

The Carter diagram	L_{ij}	$\mathcal{B}_L^\vee(\gamma_{ij}^\vee(8)) = p < 2$	The linkage diagram $\gamma_{ij}^\vee(8)$	p
$E_7(a_3)$	L_{12}	$q = 4b_2^2 + 3b_3^2 + 3b_4^2 + 4b_2b_3 - 4b_2b_4 - 2b_3b_4$	$\{0, 0, 1, 0, 0, -1, 0\}$ $\{0, 0, 1, 0, -1, 0, -1\}$	$\frac{3}{2}$
		$\frac{1}{2}(4 + 2(2b_2 + 2b_3) + q) < 2$, or $2(b_2 + b_3 + 1)^2 + (b_3 - b_4)^2 + 2(b_4 - b_2)^2 < 2$		
	L_{13}	$\frac{1}{2}(8 + 2(-4b_2 - 2b_3 + 4b_4) + q) < 2$, or $2(b_2 + b_3 - \frac{1}{2})^2 + (b_3 - b_4 - 1)^2 + 2(b_4 - b_2 + \frac{3}{2})^2 < 2$	$\{0, 1, 0, 0, 0, 0, -1\}$ $\{0, 1, 0, 0, 1, 0, -1\}$	
	L_{23}	$\frac{1}{2}(4 + 2(-2b_2 - 2b_3 + 2b_4) + q) < 2$, or $2(b_2 + b_3 - \frac{1}{2})^2 + (b_3 - b_4 - 1)^2 + 2(b_4 - b_2 + \frac{1}{2})^2 < 2$	$\{1, 0, 0, 0, 0, 1, 0\}$ $\{1, 0, 0, 0, 0, 0, -1\}$	
$E_7(a_4)$	L_{12}	$q = 3b_2^2 + 3b_3^2 + 3b_4^2 - 2b_2b_3 - 2b_2b_4 - 2b_3b_4$	$\{0, 0, 1, 0, 0, 1, 0\}$ $\{0, 0, 1, 0, -1, 0, 0\}$	$\frac{3}{2}$
		$\frac{1}{2}(4 + 2(2b_2 - 2b_3) + q) < 2$, or $(b_2 - b_3)^2 + (b_3 - b_4)^2 + (b_2 - b_4)^2$ $+ (b_2 + 2)^2 + (b_3 - 2)^2 + b_4^2 < 2$		
	L_{13}	$\frac{1}{2}(4 + 2(-2b_2 + 2b_4) + q) < 2$, or $(b_2 - b_3)^2 + (b_3 - b_4)^2 + (b_2 - b_4)^2$ $+ (b_2 - 2)^2 + b_3^2 + (b_4 + 2)^2 < 2$	$\{0, 1, 0, 0, 1, 0, 0\}$ $\{0, 1, 0, 0, 0, 0, -1\}$	
	L_{23}	$\frac{1}{2}(4 + 2(2b_3 - 2b_4) + q) < 2$, or $(b_2 - b_3)^2 + (b_3 - b_4)^2 + (b_2 - b_4)^2$ $+ b_2^2 + (b_3 + 2)^2 + (b_4 - 2)^2 < 2$	$\{1, 0, 0, 0, 0, 0, 1\}$ $\{1, 0, 0, 0, 0, -1, 0\}$	
$D_5(a_1)$	L_{12}	$\frac{1}{4}(5 + 2(2b_2) + 4b^2) < 2$, or $(b_2 + \frac{1}{2})^2 < 1$	$\{0, 0, 1, 0, 0\}$ $\{0, 0, 1, 0, -1\}$	$\frac{5}{4}$
	L_{13}	$\frac{1}{4}(5 - 2(2b_2) + 4b^2) < 2$, or $(b_2 - \frac{1}{2})^2 < 1$	$\{0, 1, 0, 0, 0\}$ $\{0, 1, 0, 0, 1\}$	
	L_{23}	$\frac{1}{4}(4 + 4b^2) < 2$, or $b_2^2 < 1$	$\{1, 0, 0, 0, 0\}$	1
$D_6(a_1)$	L_{12}	$q = 2b_2^2 + 2b_3^2$	$\{0, 0, 1, 0, 0, 0\}$ $\{0, 0, 1, 0, -1, 0\}$ $\{0, 0, 1, 0, 0, -1\}$ $\{0, 0, 1, 0, -1, -1\}$	$\frac{3}{2}$
		$\frac{1}{2}(3 + 2(b_2 + b_3) + q) < 2$, or $(b_2 + \frac{1}{2})^2 + (b_3 + \frac{1}{2})^2 < 1$		
	L_{13}	$\frac{1}{2}(3 + 2(-b_2 + b_3) + q) < 2$, or $(b_2 - \frac{1}{2})^2 + (b_3 + \frac{1}{2})^2 < 1$	$\{0, 1, 0, 0, 0, 0\}$ $\{0, 1, 0, 0, 1, 0\}$ $\{0, 1, 0, 0, -1\}$ $\{0, 1, 0, 1, -1\}$	
	L_{23}	$\frac{1}{2}(4 + 2b_3 + q) < 2$, or $b_2^2 + (b_3 + 1)^2 < 1$	$\{1, 0, 0, 0, -1\}$	1

TABLE A.6. (cont.) The linkage diagrams $\gamma_{ij}^\vee(8)$ obtained as solutions of inequality $\mathcal{B}_L^\vee(\gamma_{ij}^\vee(8)) < 2$

The Carter diagram	L_{ij}	$\mathcal{B}_L^\vee(\gamma_{ij}^\vee(8)) = p < 2$	The linkage diagram $\gamma_{ij}^\vee(8)$	p
$D_6(a_2)$	L_{12}	$q = 2a_4^2 + 4b_2^2 + 4a_4b_2$	$\{0, 0, 1, 0, 0, 0\}$ $\{0, 0, 1, 0, 0, -1\}$ $\{0, 0, 1, 1, 0, -1\}$ $\{0, 0, 1, -1, 0, 0\}$	$\frac{3}{2}$
		$\frac{1}{2}(3 + 2(a_4 + 2b_2) + q) < 2$, or $(a_4 + 2b_2 + 1)^2 + a_4^2 < 2$		
	L_{13}	$\frac{1}{2}(3 + 2(-a_4 - 2b_2) + q) < 2$, or $(a_4 + 2b_2 - 1)^2 + a_4^2 < 2$	$\{0, 1, 0, 0, 0, 0\}$ $\{0, 1, 0, 0, 0, 1\}$ $\{0, 1, 0, -1, 0, 1\}$ $\{0, 1, 0, 1, 0, 0\}$	
	L_{23}	$\frac{1}{2}(2 + q) < 2$, or $(a_4 + 2b_2)^2 + a_4^2 < 1$	$\{1, 0, 0, 0, 0, 0\}$	1
$D_7(a_1)$	L_{12}	$q = 4a_4^2 + 4b_2^2 + 8b_3^2 + 8a_4b_3$	$\{0, 0, 1, 1, 0, 0, -1\}$ $\{0, 0, 1, 1, 0, -1, -1\}$ $\{0, 0, 1, 0, 0, 0, -1\}$ $\{0, 0, 1, 0, 0, -1, 0\}$ $\{0, 0, 1, 0, 0, 0, 0\}$ $\{0, 0, 1, 0, 0, -1, -1\}$ $\{0, 0, 1, -1, 0, 0, 0\}$ $\{0, 0, 1, -1, 0, -1, 0\}$	$\frac{7}{4}$
		$\frac{1}{4}(7 + 2(2a_4 + 2b_2 + 4b_3) + q) < 2$, or $(a_4 + b_3 + \frac{1}{2})^2 + (b_2 + \frac{1}{2})^2 + (b_3 + \frac{1}{2})^2 < 1$		
	L_{13}	$\frac{1}{4}(7 + 2(2a_4 - 2b_2 + 4b_3) + q) < 2$, or $(a_4 + b_3 + \frac{1}{2})^2 + (b_2 - \frac{1}{2})^2 + (b_3 + \frac{1}{2})^2 < 1$	$\{0, 1, 0, 1, 0, 0, -1\}$ $\{0, 1, 0, 1, 0, 1, -1\}$ $\{0, 1, 0, 0, 0, 0, -1\}$ $\{0, 1, 0, 0, 0, 1, 0\}$ $\{0, 1, 0, 0, 0, 0, 0\}$ $\{0, 1, 0, 0, 0, 1, -1\}$ $\{0, 1, 0, -1, 0, 0, 0\}$ $\{0, 1, 0, -1, 0, 1, 0\}$	
	L_{23}	$\frac{1}{4}(12 + 2(4a_4 + 8b_3) + q) < 2$, or $(a_4 + b_3 + 1)^2 + (b_3 + 1)^2 + b_2^2 < 1$	$\{1, 0, 0, 0, 0, 0, -1\}$	1

TABLE A.7. (cont.) The linkage diagrams $\gamma_{ij}^\vee(8)$ obtained as solutions of inequality $\mathcal{B}_L^\vee(\gamma_{ij}^\vee(8)) < 2$

The Carter diagram	L_{ij}	$\mathcal{B}_L^\vee(\gamma_{ij}^\vee(8)) = p < 2$	The linkage diagram $\gamma_{ij}^\vee(8)$	p
$D_7(a_2)$	L_{12}	$q = 4a_4^2 + 8b_2^2 + 4b_3^2 + 8a_4b_2$	$\{0, 0, 1, 1, 0, -1, 0\}$ $\{0, 0, 1, 1, 0, -1, -1\}$ $\{0, 0, 1, 0, 0, -1, 0\}$ $\{0, 0, 1, 0, 0, 0, -1\}$ $\{0, 0, 1, 0, 0, 0, 0\}$ $\{0, 0, 1, 0, 0, -1, -1\}$ $\{0, 0, 1, -1, 0, 0, 0\}$ $\{0, 0, 1, -1, 0, 0, -1\}$	
		$\frac{1}{4}(7 + 2(2a_4 + 4b_2 + 2b_3) + q) < 2$, or $(a_4 + b_3 + \frac{1}{2})^2 + (b_2 + \frac{1}{2})^2 + (b_3 + \frac{1}{2})^2 < 1$		
	L_{13}	$\frac{1}{4}(7 + 2(-2a_4 - 4b_2 + 2b_3) + q) < 2$, or $(a_4 + b_2 - \frac{1}{2})^2 + (b_2 - \frac{1}{2})^2 + (b_3 + \frac{1}{2})^2 < 1$	$\{0, 1, 0, 0, 0, 0, 0\}$ $\{0, 1, 0, 1, 0, 0, 0\}$ $\{0, 1, 0, 0, 0, 1, 0\}$ $\{0, 1, 0, -1, 0, 1, 0\}$ $\{0, 1, 0, 0, 0, 0, -1\}$ $\{0, 1, 0, 1, 0, 0, -1\}$ $\{0, 1, 0, 0, 0, 1, -1\}$ $\{0, 1, 0, -1, 0, 1, -1\}$	$\frac{7}{4}$
	L_{23}	$\frac{1}{4}(8 + 8b_3) + q < 2$, or $(a_4 + b_2)^2 + (b_3 + 1)^2 + b_2^2 < 1$	$\{1, 0, 0, 0, 0, 0, -1\}$	1

TABLE A.8. (cont.) The linkage diagrams $\gamma_{ij}^\vee(8)$ obtained as solutions of inequality $\mathcal{B}_L^\vee(\gamma_{ij}^\vee(8)) < 2$

The Carter diagram	L_{ij}	$\mathcal{B}_L^\vee(\gamma_{ij}^\vee(8)) = p < 2$	The linkage diagram $\gamma_{ij}^\vee(8)$	p
E_6	L_{12}	$q = 4b_2^2 + 4b_2b_3 + 4b_3^2$		$\frac{4}{3}$
		$\frac{1}{3}(6 + 2(3b_2 + 3b_3) + q) < 2$, or $(b_2 + b_3)^2 + (b_2 + \frac{3}{2})^2 + (b_3 + \frac{3}{2})^2 < \frac{9}{2}$	$\{0, 0, 1, 0, 0, -1\}$ $\{0, 0, 1, 0, -1, 0\}$	
	L_{13}	$\frac{1}{3}(10 + 2(4b_2 + 5b_3) + q) < 2$, or $(b_2 + b_3)^2 + (b_2 + 2)^2 + (b_3 + \frac{5}{2})^2 < \frac{33}{4}$	$\{0, 1, 0, 0, 0, -1\}$ $\{0, 1, 0, 0, -1, -1\}$	
	L_{23}	$\frac{1}{3}(10 + 2(5b_2 + 4b_3) + q) < 2$, $(b_2 + b_3)^2 + (b_2 + \frac{5}{2})^2 + (b_3 + 2)^2 < \frac{33}{4}$	$\{0, 1, 0, 0, -1, 0\}$ $\{0, 1, 0, 0, -1, -1\}$	
E_7	L_{12}	$q = 3a_4^2 + 4b_2^2 + 8b_3^2 + 4a_4b_2 + 8b_3a_4 + 8b_2b_3$		$\frac{3}{2}$
		$\frac{1}{2}(7 + 2(3a_4 + 4b_2 + 6b_3) + q) < 2$, or $(a_4 + 2b_2 + 2b_3 + 2)^2 + (a_4 + 2b_3 + 1)^2 + a_4^2 < 2$	$\{0, 0, 1, 0, 0, 0, -1\}$ $\{0, 0, 1, 0, 0, -1, 0\}$	
	L_{13}	$\frac{1}{2}(15 + 2(5a_4 + 6b_2 + 10b_3) + q) < 2$, or $(a_4 + 2b_2 + 2b_3 + 3)^2 + (a_4 + 2b_3 + 2)^2 + a_4^2 < 2$	$\{0, 1, 0, 0, 0, -1, -1\}$ $\{0, 1, 0, 0, 0, 0, -1\}$	
	L_{23}	$\frac{1}{3}(12 + 2(4a_4 + 6b_2 + 8b_3) + q) < 2$, or $(a_4 + 2b_2 + 2b_3 + 3)^2 + (a_4 + 2b_3 + 1)^2 + a_4^2 < 2$	$\{1, 0, 0, 1, 0, -1, -1\}$ $\{1, 0, 0, -1, 0, -1, 0\}$	
D_5	L_{12}	$q = 4b_2^2$		$\frac{5}{4}$
		$\frac{1}{4}(5 + 2b_2 + (2 + 4b_2)b_2) < 2$, or $(2b_2 + 1)^2 < 4$	$\{0, 0, 1, 0, -1\}$ $\{0, 0, 1, 0, 0\}$	
	L_{13}	$\frac{1}{4}(8 + 4b_2 + (4 + 4b_2)b_2) < 2$, or $(b_2 + 1)^2 < 1$	$\{0, 1, 0, 0, -1\}$	1
	L_{23}	$\frac{1}{4}(5 + 2b_2 + (2 + 4b_2)b_2) < 2$, or $(2b_2 + 1)^2 < 4$	$\{1, 0, 0, 0, -1\}$ $\{1, 0, 0, 0, 0\}$	$\frac{5}{4}$
D_6	L_{12}	$q = 4b_2^2 + 4b_2a_4 + 2b_3b_4$		$\frac{3}{2}$
		$\frac{1}{2}(3 + 2(a_4 + 2b_2) + q) < 2$, or $(2b_2 + a_4 + 1)^2 + a_4^2 < 2$	$\{0, 0, 1, 0, 0, 0\}$ $\{0, 0, 1, 0, 0, -1\}$ $\{0, 0, 1, -1, 0, 0\}$ $\{0, 0, 1, 1, 0, -1\}$	
	L_{13}	$\frac{1}{2}(6 + 2(2a_4 + 4b_2) + q) < 2$, or $(2b_2 + a_4 + 2)^2 + a_4^2 < 2$	$\{0, 1, 0, 0, -1\}$ $\{0, 1, 0, 0, -1\}$	1
	L_{23}	$\frac{1}{2}(3 + 2(a_4 + 2b_2) + q) < 2$, or $(2b_2 + a_4 + 1)^2 + a_4^2 < 2$	$\{1, 0, 0, 0, 0, 0\}$ $\{1, 0, 0, -1, 0, 0\}$ $\{1, 0, 0, 0, 0, -1\}$ $\{1, 0, 0, 1, 0, -1\}$	$\frac{3}{2}$

TABLE A.9. (cont.) The linkage diagrams $\gamma_{ij}^\vee(8)$ obtained as solutions of inequality $\mathcal{B}_L^\vee(\gamma_{ij}^\vee(8)) < 2$

The Carter diagram	L_{ij}	$\mathcal{B}_L^\vee(\gamma_{ij}^\vee(8)) = p < 2$	The linkage diagram $\gamma_{ij}^\vee(8)$	p
D_7	L_{12}	$q = 8a_4^2 + 12b_2^2 + 4b_3^2 + 16b_2a_4 + 8b_2b_3 + 8b_3a_4$		
		$\frac{1}{4}(7 + 4(2a_4 + 3b_2 + b_3) + q) < 2$, or $(a_4 + b_2 + b_3 + \frac{1}{2})^2 + (a_4 + b_2 + \frac{1}{2})^2 + (b_2 + \frac{1}{2})^2 < 1$	$\{0, 0, 1, 0, 0, 0, 0\}$ $\{0, 0, 1, 0, 0, -1, 1\}$ $\{0, 0, 1, 1, 0, -1, -1\}$ $\{0, 0, 1, -1, 0, 0, 0\}$ $\{0, 0, 1, 1, 0, -1, 0\}$ $\{0, 0, 1, -1, 0, 0, 1\}$ $\{0, 0, 1, 0, 0, 0, -1\}$ $\{0, 0, 1, 0, 0, -1, 0\}$	$\frac{7}{4}$
	L_{13}	$\frac{1}{4}(16 + 2(8a_4 + 12b_2 + 4b_3) + q) < 2$, or $(a_4 + b_2 + b_3 + 1)^2 + (a_4 + b_2 + 1)^2 + (b_2 + 1)^2 < 1$	$\{0, 1, 0, 0, 0, -1, 0\}$	1
	L_{23}	$\frac{1}{4}(7 + 4(2a_4 + 3b_2 + b_3) + q) < 2$, or $(a_4 + b_2 + b_3 + \frac{1}{2})^2 + (a_4 + b_2 + \frac{1}{2})^2 + (b_2 + \frac{1}{2})^2 < 1$	$\{1, 0, 0, 0, 0, 0, 0\}$ $\{1, 0, 0, 0, 0, -1, 1\}$ $\{1, 0, 0, 1, 0, -1, -1\}$ $\{1, 0, 0, -1, 0, 0, 0\}$ $\{1, 0, 0, 1, 0, -1, 0\}$ $\{1, 0, 0, -1, 0, 0, 1\}$ $\{1, 0, 0, 0, 0, 0, -1\}$ $\{1, 0, 0, 0, 0, -1, 0\}$	$\frac{7}{4}$

TABLE A.10. (cont.) The linkage diagrams $\gamma_{ij}^\vee(8)$ obtained as solutions of inequality $\mathcal{B}_L^\vee(\gamma_{ij}^\vee(8)) < 2$

A.3. β -unicolored linkage diagrams. Solutions of inequality $\mathcal{B}_L^\vee(\gamma^\vee) < 2$.

Diagram	$\mathcal{B}_L^\vee(\gamma^\vee) = p < 2,$ γ^\vee - β -unicolored linkage diagram	p
$E_6(a_1), E_6(a_2)$	$\frac{1}{3}(4b_2^2 + 4b_3^2 + 4b_2b_3) < 2,$ or $(b_2 + b_3)^2 + b_2^2 + b_3^2 < 3$	
	$\{0, 0, 0, 0, 0, 1\}$	$\{0, 0, 0, 0, 0, -1\}$
	$\{0, 0, 0, 0, 1, 0\}$	$\{0, 0, 0, 0, -1, 0\}$
	$\{0, 0, 0, 0, 1, -1\}$	$\{0, 0, 0, 0, -1, 1\}$
$E_7(a_1)$	$\frac{1}{2}(3b_2^2 + 4b_3^2 + 3b_4^2 + 4b_2b_3 + 2b_2b_4 + 4b_3b_4) < 2,$ or $2(b_2 + b_3)^2 + 2(b_3 + b_4)^2 + (b_2 + b_4)^2 < 4$	
	$\{0, 0, 0, 0, 1, -1, 0\}$	$\{0, 0, 0, 0, -1, 1, 0\}$
	$\{0, 0, 0, 0, 0, 1, -1\}$	$\{0, 0, 0, 0, 0, -1, 1\}$
	$\{0, 0, 0, 0, 0, 0, 1\}$	$\{0, 0, 0, 0, 0, 0, -1\}$
	$\{0, 0, 0, 0, 1, 0, 0\}$	$\{0, 0, 0, 0, -1, 0, 0\}$
$E_7(a_2)$	$\frac{1}{2}(3b_2^2 + 3b_3^2 + 3b_4^2 + 2b_2b_3 - 2b_2b_4 + 2b_3b_4) < 2,$ or $(b_2 + b_3)^2 + (b_2 - b_4)^2 + (b_3 + b_4)^2 + b_2^2 + b_3^2 + b_4^2 < 4$	
	$\{0, 0, 0, 0, 1, 0, 0\}$	$\{0, 0, 0, 0, -1, 0, 0\}$
	$\{0, 0, 0, 0, 0, 1, 0\}$	$\{0, 0, 0, 0, 0, -1, 0\}$
	$\{0, 0, 0, 0, 0, 0, 1\}$	$\{0, 0, 0, 0, 0, 0, -1\}$
	$\{0, 0, 0, 0, 1, -1, 1\}$	$\{0, 0, 0, 0, -1, 1, -1\}$
$E_7(a_3)$	$\frac{1}{2}(4b_2^2 + 3b_3^2 + 3b_4^2 + 4b_2b_3 - 4b_2b_4 - 2b_3b_4) < 2,$ or $2(b_2 + b_3)^2 + 2(b_2 - b_4)^2 + (b_3 - b_4)^2 < 4$	
	$\{0, 0, 0, 0, 0, 1, 0\}$	$\{0, 0, 0, 0, 0, -1, 0\}$
	$\{0, 0, 0, 0, 0, 0, 1\}$	$\{0, 0, 0, 0, 0, 0, -1\}$
	$\{0, 0, 0, 0, 1, 0, 1\}$	$\{0, 0, 0, 0, -1, 0, -1\}$
	$\{0, 0, 0, 0, 1, -1, 0\}$	$\{0, 0, 0, 0, -1, 1, 0\}$
$E_7(a_4)$	$\frac{1}{2}(3b_2^2 + 3b_3^2 + 3b_4^2 - 2b_2b_3 - 2b_2b_4 - 2b_3b_4) < 2,$ or $(b_2 - b_3)^2 + (b_2 - b_4)^2 + (b_3 - b_4)^2 + b_2^2 + b_3^2 + b_4^2 < 4$	
	$\{0, 0, 0, 0, 1, 0, 0\}$	$\{0, 0, 0, 0, -1, 0, 0\}$
	$\{0, 0, 0, 0, 0, 1, 0\}$	$\{0, 0, 0, 0, 0, -1, 0\}$
	$\{0, 0, 0, 0, 0, 0, 1\}$	$\{0, 0, 0, 0, 0, 0, -1\}$
	$\{0, 0, 0, 0, 1, 1, 1\}$	$\{0, 0, 0, 0, -1, -1, -1\}$

TABLE A.11. (cont.) β -unicolored linkage diagrams obtained as solutions of inequality $\mathcal{B}_L^\vee(\gamma^\vee) < 2$

Diagram	$\mathcal{B}_L^\vee(\gamma^\vee) = p < 2,$ γ^\vee - β -unicolored linkage diagram		p
$D_5(a_1)$	$\frac{1}{4}(4b_2^2) < 2, \quad \text{or} \quad b_2^2 < 2$		1
	$\{0, 0, 0, 0, 1\}$	$\{0, 0, 0, 0, -1\}$	
$D_6(a_1)$	$\frac{1}{2}(2b_2^2 + 2b_3^2) < 2, \quad \text{or} \quad b_2^2 + b_3^2 < 2$		1
	$\{0, 0, 0, 0, 1, 0\}$	$\{0, 0, 0, 0, -1, 0\}$	
	$\{0, 0, 0, 0, 0, 1\}$	$\{0, 0, 0, 0, 0, -1\}$	
$D_6(a_2)$	$\frac{1}{2}(2a_4^2 + 4b_1^2 + 4b_2^2 + 4a_4b_2) < 2, \text{ or}$ $2b_1^2 + b_2^2 + (a_4 + b_2)^2 < 2$		1
	$\{0, 0, 0, 1, 0, 0\}$	$\{0, 0, 0, -1, 0, 0\}$	
	$\{0, 0, 0, 1, 0, -1\}$	$\{0, 0, 0, -1, 0, 1\}$	
$D_7(a_1)$	$\frac{1}{4}(4a_4^2 + 4b_2^2 + 8b_3^2 + 8a_4b_3) < 2, \text{ or}$ $b_2^2 + b_3^2 + (a_4 + b_3)^2 < 2$		1
	$\{0, 0, 0, 1, 0, 0, 0\}$	$\{0, 0, 0, -1, 0, 0, 0\}$	
	$\{0, 0, 0, 0, 0, 1, 0\}$	$\{0, 0, 0, 0, 0, -1, 0\}$	
	$\{0, 0, 0, 1, 0, 0, -1\}$	$\{0, 0, 0, -1, 0, 0, 1\}$	
$D_7(a_2)$	$\frac{1}{4}(4a_4^2 + 8b_2^2 + 4b_3^2 + 8a_4b_2) < 2, \text{ or}$ $b_2^2 + b_3^2 + (a_4 + b_2)^2 < 2$		1
	$\{0, 0, 0, 1, 0, 0, 0\}$	$\{0, 0, 0, -1, 0, 0, 0\}$	
	$\{0, 0, 0, 0, 0, 0, 1\}$	$\{0, 0, 0, 0, 0, 0, -1\}$	
	$\{0, 0, 0, 1, 0, -1, 0\}$	$\{0, 0, 0, -1, 0, 1, 0\}$	

TABLE A.12. (cont.) β -unicolored linkage diagrams obtained as solutions of inequality $\mathcal{B}_L^\vee(\gamma^\vee) < 2$

Diagram	$\mathcal{B}_L^\vee(\gamma^\vee) = p < 2,$ γ^\vee - β -unicolored linkage diagram		p
E_6	$\frac{1}{3}(4b_2^2 + 4b_3^2 + 4b_2b_3) < 2,$ or $(b_2 + b_3)^2 + b_2^2 + b_3^2 < 3$		$\frac{4}{3}$
	(coincide with $E_6(a_1), E_6(a_2)$)		
	$\{0, 0, 0, 0, 0, 1\}$	$\{0, 0, 0, 0, 0, -1\}$	
	$\{0, 0, 0, 0, 1, 0\}$	$\{0, 0, 0, 0, -1, 0\}$	
	$\{0, 0, 0, 0, 1, -1\}$	$\{0, 0, 0, 0, -1, 1\}$	
E_7	$\frac{1}{2}(3a_4^2 + 4b_2^2 + 8b_3^2 + 8b_2b_3 + 4a_4b_2 + 8a_4b_3) < 2,$ or $(a_4 + 2b_2 + 2b_3)^2 + (a_4 + 2b_3)^2 + a_4^2 < 4$		$\frac{3}{2}$
	$\{0, 0, 0, 1, 0, 0, 0\}$	$\{0, 0, 0, -1, 0, 0, 0\}$	
	$\{0, 0, 0, 1, 0, -1, 0\}$	$\{0, 0, 0, -1, 0, 1, 0\}$	
	$\{0, 0, 0, 1, 0, 1, -1\}$	$\{0, 0, 0, -1, 0, -1, 1\}$	
	$\{0, 0, 0, 1, 0, 0, -1\}$	$\{0, 0, 0, -1, 0, 0, 1\}$	
D_5	$\frac{1}{4}(4b_2^2) < 2,$ or $b_2^2 < 2$		1
	$\{0, 0, 0, 0, 1\}$	$\{0, 0, 0, 0, -1\}$	
D_6	$\frac{1}{2}(2a_4^2 + 4b_2^2 + 4a_4b_2) < 2,$ or $(2b_2 + a_4)^2 + a_4^2 < 2$		1
	$\{0, 0, 0, 1, 0, 0\}$	$\{0, 0, 0, 1, 0, -1\}$	
	$\{0, 0, 0, -1, 0, 0\}$	$\{0, 0, 0, -1, 0, 1\}$	
D_7	$\frac{1}{4}(8a_4^2 + 16a_4b_2 + 8b_3a_4 + 12b_2^2 + 8b_2b_3 + 4b_3^2) < 2,$ or $(a_4 + b_2 + b_3)^2 + (a_4 + b_2)^2 + b_2^2 < 2$		1
	$\{0, 0, 0, 0, 0, 0, 1\}$	$\{0, 0, 0, 0, 0, 0, -1\}$	
	$\{0, 0, 0, -1, 0, 0, 1\}$	$\{0, 0, 0, 1, 0, 0, -1\}$	
	$\{0, 0, 0, -1, 0, 1, 0\}$	$\{0, 0, 0, 1, 0, -1, 0\}$	

TABLE A.13. (cont.) β -unicolored linkage diagrams obtained as solutions of inequality $\mathcal{B}_L^\vee(\gamma^\vee) < 2$

A.4. Linkage diagrams $\gamma_{ij}^\vee(6)$ per loctets and components.

Diagram	Comp.	Linkage diagrams $\gamma_{ij}^\vee(6)$ for the loctet of the type L_{ij}		
		Type $L_{12} : (1, 1, 0, -1, \dots)$	Type $L_{13} : (1, 0, 1, -1, \dots)$	Type $L_{23} : (0, 1, 1, -1, \dots)$
$D_5(a_1)$	1	$(1, 1, 0, -1, 0) \quad L_{12}^a$	$(1, 0, 1, -1, 0) \quad L_{13}^a$	-
	2	$(1, 1, 0, -1, 1) \quad L_{12}^b$	$(1, 0, 1, -1, -1) \quad L_{13}^b$	-
	3	-	-	$(0, 1, 1, -1, 0) \quad L_{23}^a$
$D_6(a_1)$	1	$(1, 1, 0, -1, 1, -1) \quad L_{12}^d$	$(1, 0, 1, -1, -1, -1) \quad L_{13}^d$	-
		$(1, 1, 0, -1, 0, 0) \quad L_{12}^a$	$(1, 0, 1, -1, 0, 0) \quad L_{13}^a$	-
	2	$(1, 1, 0, -1, 0, -1) \quad L_{12}^b$	$(1, 0, 1, -1, 0, -1) \quad L_{13}^b$	-
		$(1, 1, 0, -1, 1, 0) \quad L_{12}^c$	$(1, 0, 1, -1, -1, 0) \quad L_{13}^c$	-
	3	-	-	$(0, 1, 1, -1, 0, 0) \quad L_{23}^a$
$D_6(a_2)$	1	$(1, 1, 0, 0, -1, 0) \quad L_{12}^a$	$(1, 0, 1, -1, -1, 0) \quad L_{13}^b$	-
		$(1, 1, 0, 0, -1, 0) \quad L_{12}^c$	$(1, 0, 1, 1, -1, -1) \quad L_{13}^d$	-
	2	$(1, 1, 0, 1, -1, 0) \quad L_{12}^b$	$(1, 0, 1, 0, -1, 0) \quad L_{13}^a$	-
		$(1, 1, 0, -1, -1, 1) \quad L_{12}^d$	$(1, 0, 1, 0, -1, -1) \quad L_{13}^c$	-
$l(\alpha) = 4$	3	-	-	$(0, 1, 1, 0, -1, 0) \quad L_{23}^a$
$E_6(a_1)$	1	$(1, 1, 0, -1, 0, 0) \quad L_{12}^a$	$(1, 0, 1, -1, 0, -1) \quad L_{13}^a$	$(0, 1, 1, -1, 0, 0) \quad L_{23}^a$
	2	$(1, 1, 0, -1, 1, 0) \quad L_{12}^b$	$(1, 0, 1, -1, -1, 0) \quad L_{13}^b$	$(0, 1, 1, -1, 0, -1) \quad L_{23}^b$
$E_6(a_2)$	1	$(1, 1, 0, -1, 0, 1) \quad L_{12}^a$	$(1, 0, 1, -1, 0, 0) \quad L_{13}^a$	$(0, 1, 1, -1, 0, -1) \quad L_{23}^a$
	2	$(1, 1, 0, -1, 1, 0) \quad L_{12}^b$	$(1, 0, 1, -1, -1, 0) \quad L_{13}^b$	$(0, 1, 1, -1, 0, 0) \quad L_{23}^b$
$E_7(a_1)$	1	$(1, 1, 0, -1, 1, 0, -1) \quad L_{12}^b$	$(1, 0, 1, -1, -1, 0, -1) \quad L_{13}^b$	$(0, 1, 1, -1, 0, -1, 0) \quad L_{23}^b$
		$(1, 1, 0, -1, 0, 0, 0) \quad L_{12}^a$	$(1, 0, 1, -1, 0, -1, 0) \quad L_{13}^a$	$(0, 1, 1, -1, 0, 0, 0) \quad L_{23}^a$
$E_7(a_2)$	1	$(1, 1, 0, -1, 0, 0, -1) \quad L_{12}^a$	$(1, 0, 1, -1, 0, -1, 0) \quad L_{13}^a$	$(0, 1, 1, -1, 0, 0, -1) \quad L_{23}^a$
		$(1, 1, 0, -1, 1, 0, 0) \quad L_{12}^b$	$(1, 0, 1, -1, -1, 0, 0) \quad L_{13}^b$	$(0, 1, 1, -1, 0, -1, 0) \quad L_{23}^b$
$E_7(a_3)$	1	$(1, 1, 0, -1, 0, 1, -1) \quad L_{12}^a$	$(1, 0, 1, -1, 0, 0, 0) \quad L_{13}^a$	$(0, 1, 1, -1, 0, -1, -1) \quad L_{23}^a$
		$(1, 1, 0, -1, 1, 0, 0) \quad L_{12}^b$	$(1, 0, 1, -1, -1, 0, 0) \quad L_{13}^b$	$(0, 1, 1, -1, 0, 0, 0) \quad L_{23}^b$
$E_7(a_4)$	1	$(1, 1, 0, -1, 0, -1, 0) \quad L_{12}^a$	$(1, 0, 1, -1, 0, 0, 1) \quad L_{13}^a$	$(0, 1, 1, -1, 0, 1, 0) \quad L_{23}^a$
		$(1, 1, 0, -1, 1, 0, 0) \quad L_{12}^b$	$(1, 0, 1, -1, -1, 0, 0) \quad L_{13}^b$	$(0, 1, 1, -1, 0, 0, -1) \quad L_{23}^b$
$D_7(a_1)$	1	$(1, 1, 0, 1, -1, 0, -1) \quad L_{12}^c$	$(1, 0, 1, 1, -1, 0, -1) \quad L_{13}^c$	-
		$(1, 1, 0, -1, -1, 0, 0) \quad L_{12}^d$	$(1, 0, 1, -1, -1, 0, 0) \quad L_{13}^d$	-
		$(1, 1, 0, 0, -1, 1, 0) \quad L_{12}^e$	$(1, 0, 1, 0, -1, -1, 0) \quad L_{13}^e$	-
		$(1, 1, 0, 0, -1, 1, -1) \quad L_{12}^f$	$(1, 0, 1, 0, -1, -1, -1) \quad L_{13}^f$	-
	2	$(1, 1, 0, 0, -1, 0, 0) \quad L_{12}^a$	$(1, 0, 1, 0, -1, 0, 0) \quad L_{13}^a$	-
		$(1, 1, 0, 1, -1, 1, -1) \quad L_{12}^g$	$(1, 0, 1, 1, -1, -1, -1) \quad L_{13}^g$	-
		$(1, 1, 0, -1, -1, 1, 0) \quad L_{12}^h$	$(1, 0, 1, -1, -1, -1, 0) \quad L_{13}^h$	-
		$(1, 1, 0, 0, -1, 0, -1) \quad L_{12}^b$	$(1, 0, 1, 0, -1, 0, -1) \quad L_{13}^b$	-
	3	-	-	$(0, 1, 1, 0, -1, 0, 0) \quad L_{23}^a$
		-	-	-
$D_7(a_2)$	1	$(1, 1, 0, 1, -1, 0, -1) \quad L_{12}^c$	$(1, 0, 1, 1, -1, 0, -1) \quad L_{13}^b$	-
		$(1, 1, 0, 0, -1, 0, 0) \quad L_{12}^a$	$(1, 0, 1, -1, -1, 0, 0) \quad L_{13}^d$	-
		$(1, 1, 0, 0, -1, -1, 0) \quad L_{12}^e$	$(1, 0, 1, 1, -1, -1, 0) \quad L_{13}^h$	-
		$(1, 1, 0, -1, -1, 1, -1) \quad L_{12}^g$	$(1, 0, 1, 0, -1, -1, -1) \quad L_{13}^f$	-
	2	$(1, 1, 0, 0, -1, 0, -1) \quad L_{12}^b$	$(1, 0, 1, -1, -1, 0, -1) \quad L_{13}^c$	-
		$(1, 1, 0, 1, -1, 0, 0) \quad L_{12}^d$	$(1, 0, 1, 0, -1, 0, 0) \quad L_{13}^a$	-
		$(1, 1, 0, -1, -1, 1, 0) \quad L_{12}^h$	$(1, 0, 1, 0, -1, -1, 0) \quad L_{13}^e$	-
		$(1, 1, 0, 0, -1, 1, -1) \quad L_{12}^f$	$(1, 0, 1, 1, -1, -1, -1) \quad L_{13}^g$	-
	3	-	-	$(0, 1, 1, 0, -1, 0, 0) \quad L_{23}^a$
		-	-	-

TABLE A.14. Linkage diagrams $\gamma_{ij}^\vee(6)$ for the Carter diagrams from the class C4, $n < 8$. For $D_6(a_2)$, $D_7(a_1)$, $D_7(a_2)$, the length of the α -set is 4

APPENDIX B. The linkage systems for the Carter diagrams

The linkage systems are similar to the weight systems (= weight diagrams) of the irreducible representations of the semisimple Lie algebras.

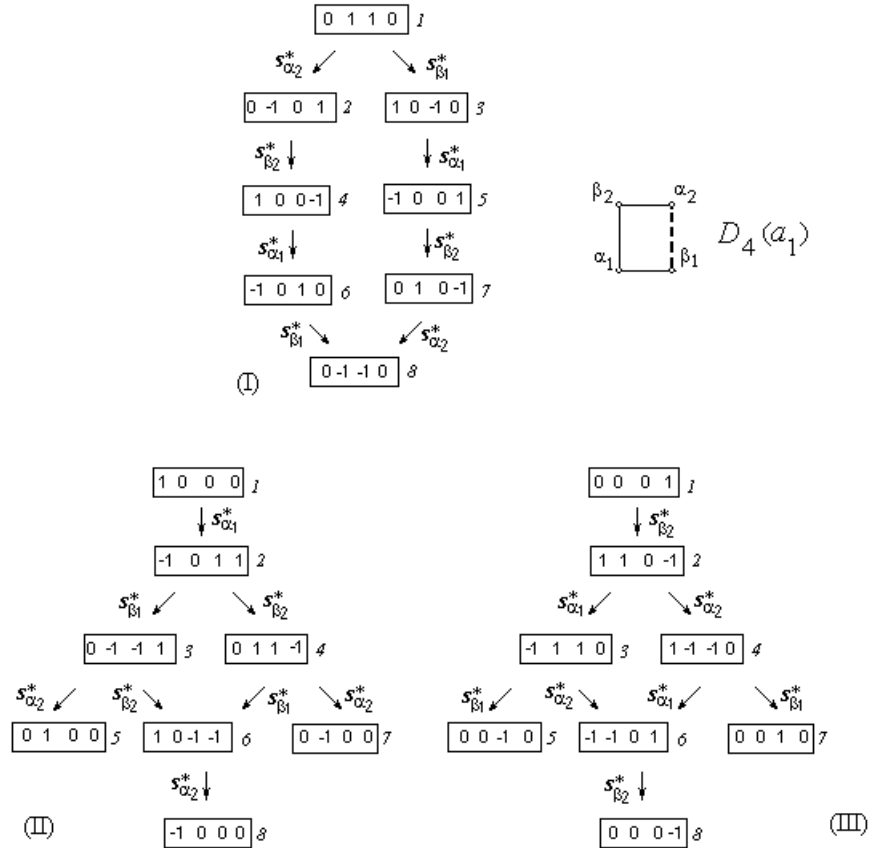
B.1. The linkage systems $D_4(a_1)$, $D_5(a_1)$, $D_6(a_1)$, $D_6(a_2)$.

FIGURE B.21. Three components of the linkage system $D_4(a_1)$. There are 24 linkage diagrams in the case $D_4(a_1)$

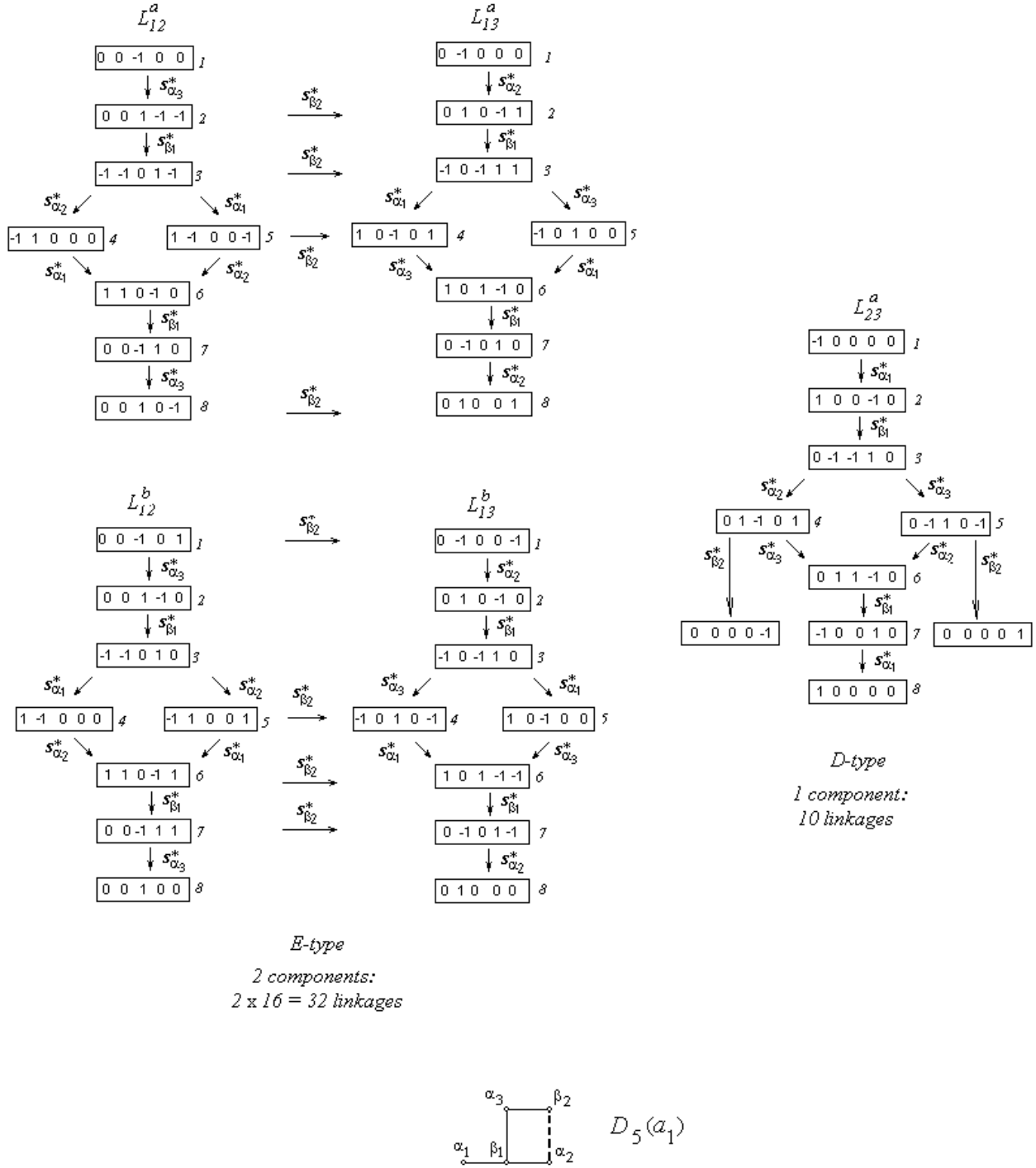


FIGURE B.22. The linkage system $D_5(a_1)$. There are one component of the D -type containing 10 linkage diagrams, and two components of the E -type containing $2 \times 16 = 32$ elements

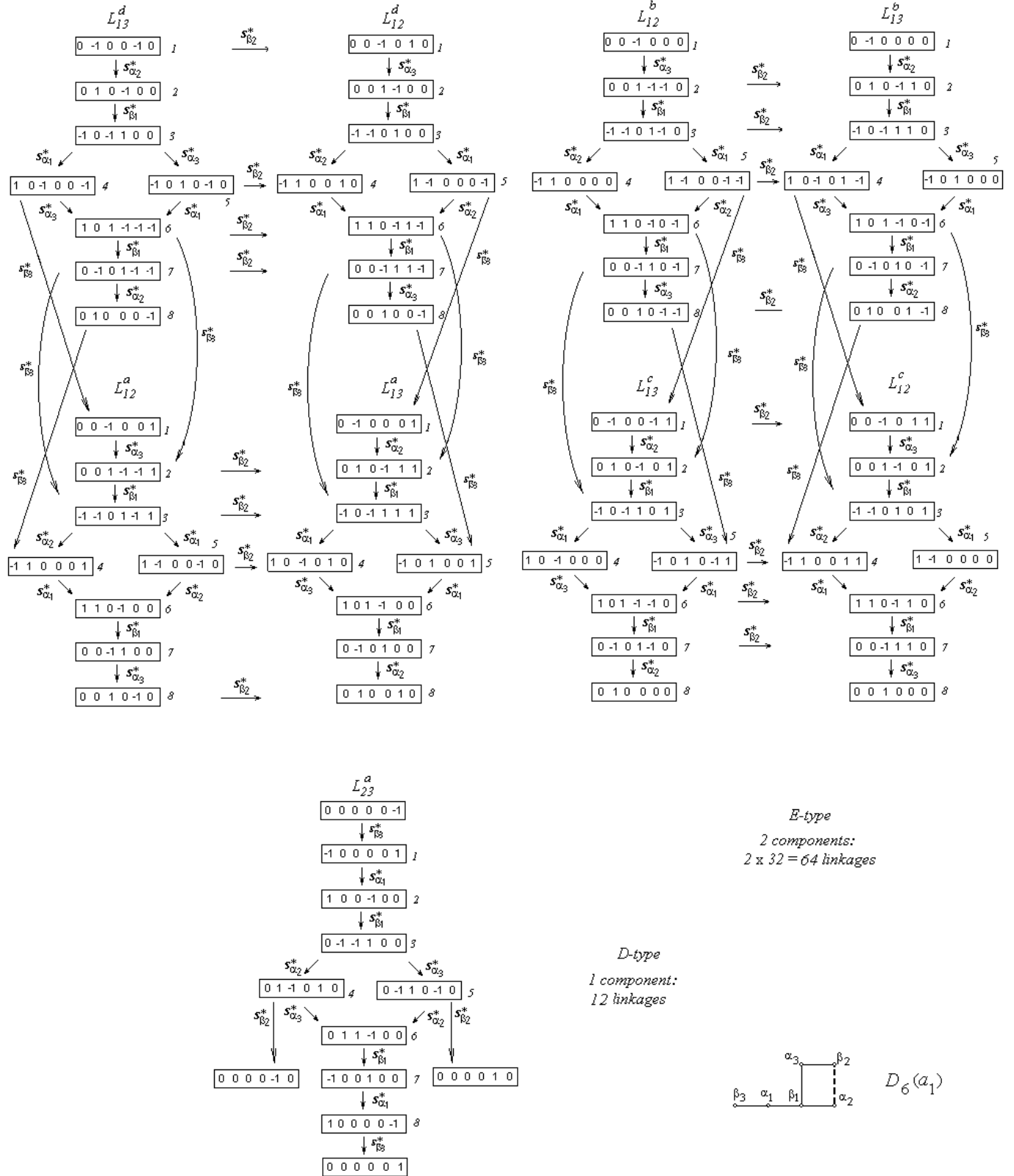


FIGURE B.23. The linkage system $D_6(a_1)$. There are 12 linkage diagrams, 1 loctet in the single D -type component, and $2 \times 32 = 64$ linkage diagrams, 8 loctets in two E -type components

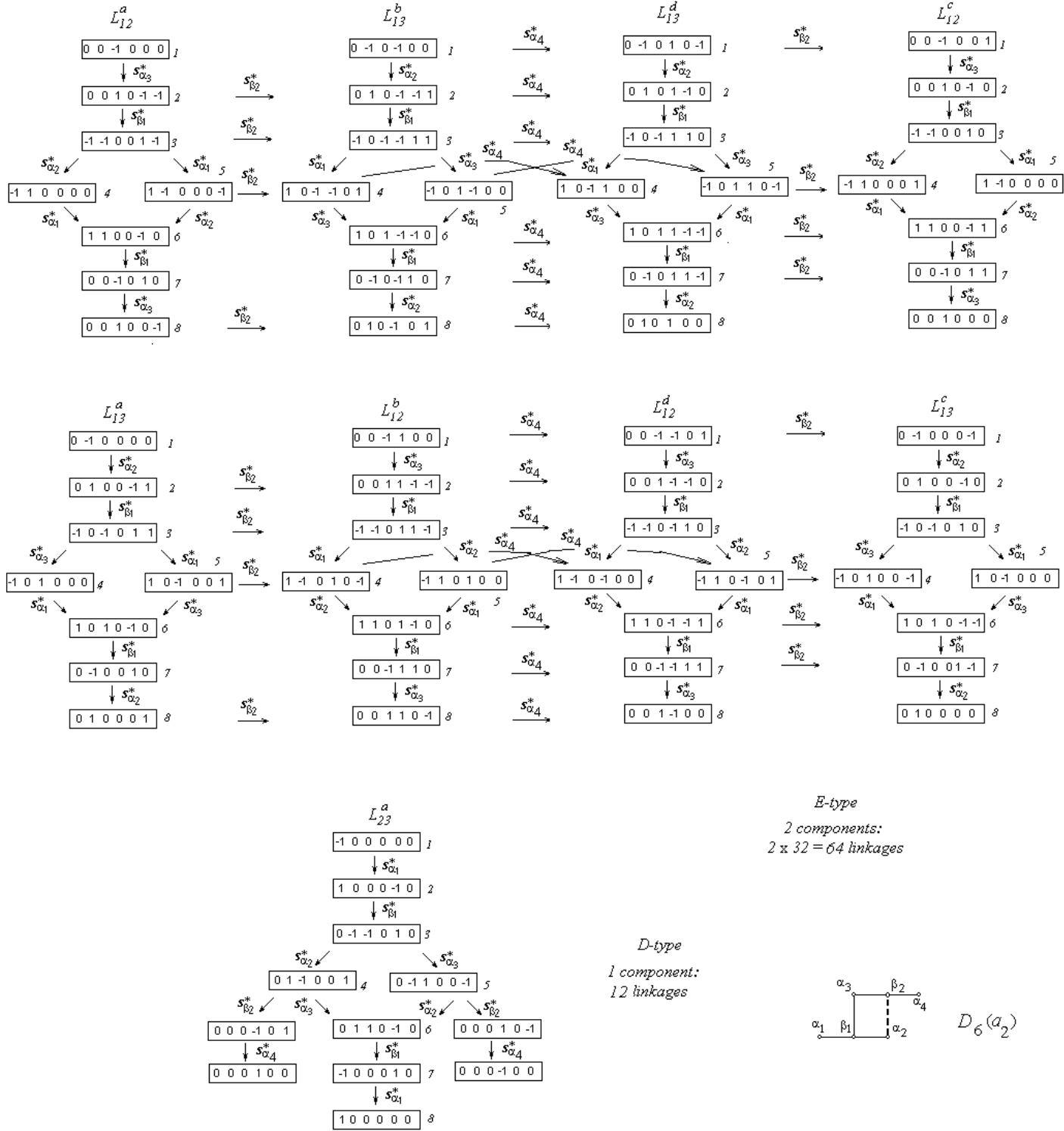


FIGURE B.24. The linkage system $D_6(a_2)$. There are 12 linkages, 1 octet in the single D -type component, and $2 \times 32 = 64$ linkages, 8 octets in two E -type components

B.2. The linkage systems $E_6(a_1)$, $E_6(a_2)$, $E_7(a_1)$, $E_7(a_2)$, $E_7(a_3)$, $E_7(a_4)$.

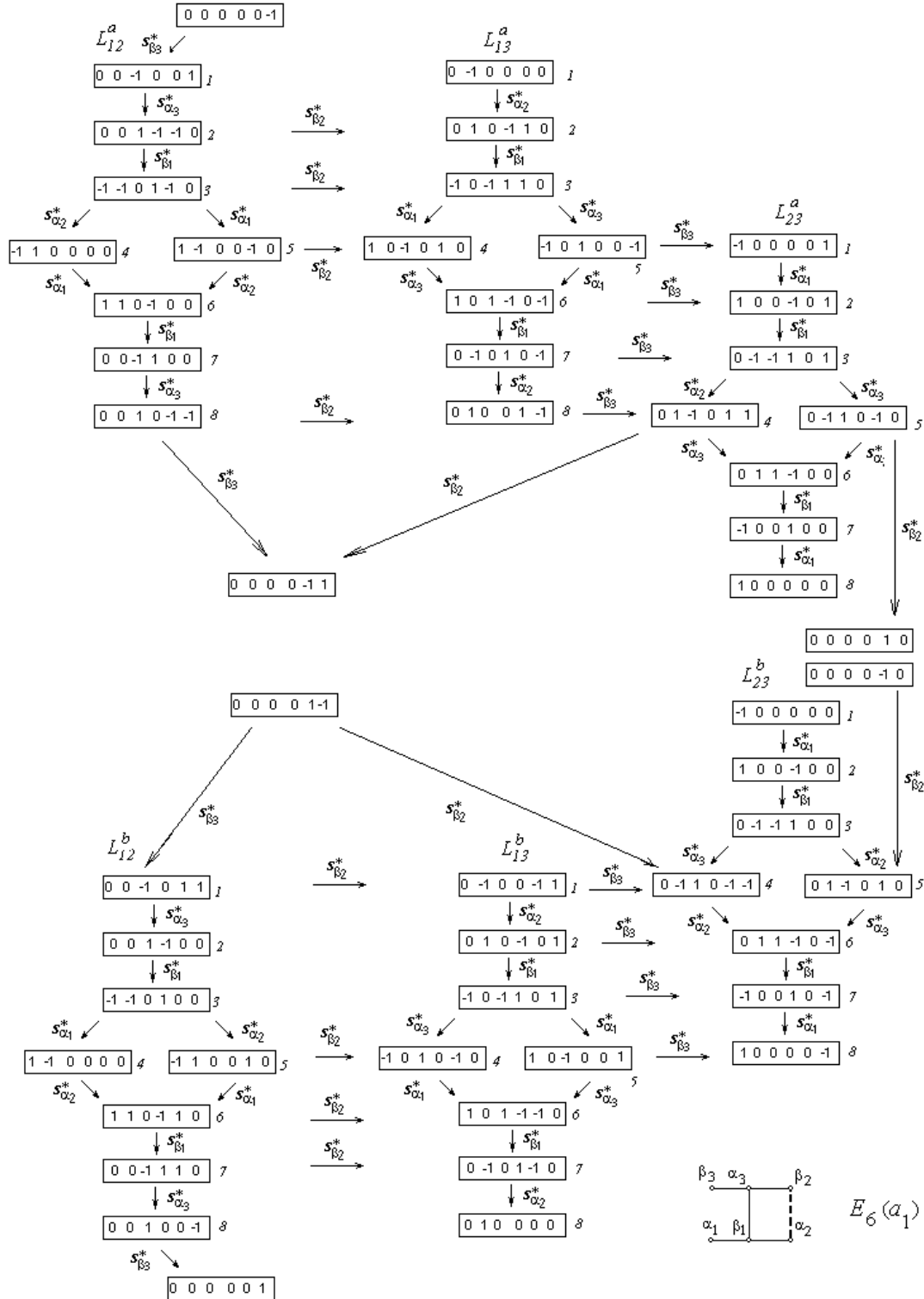
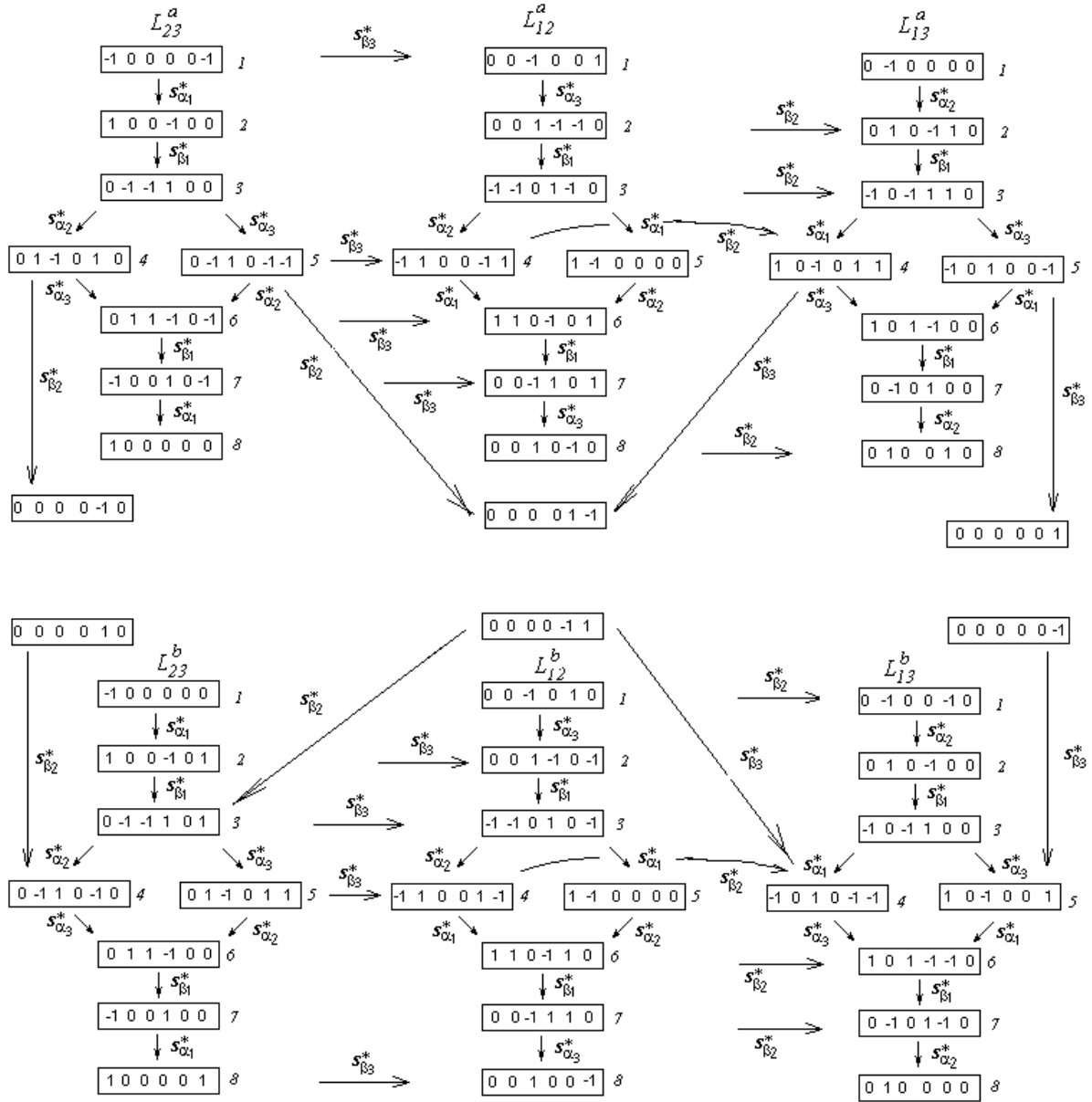
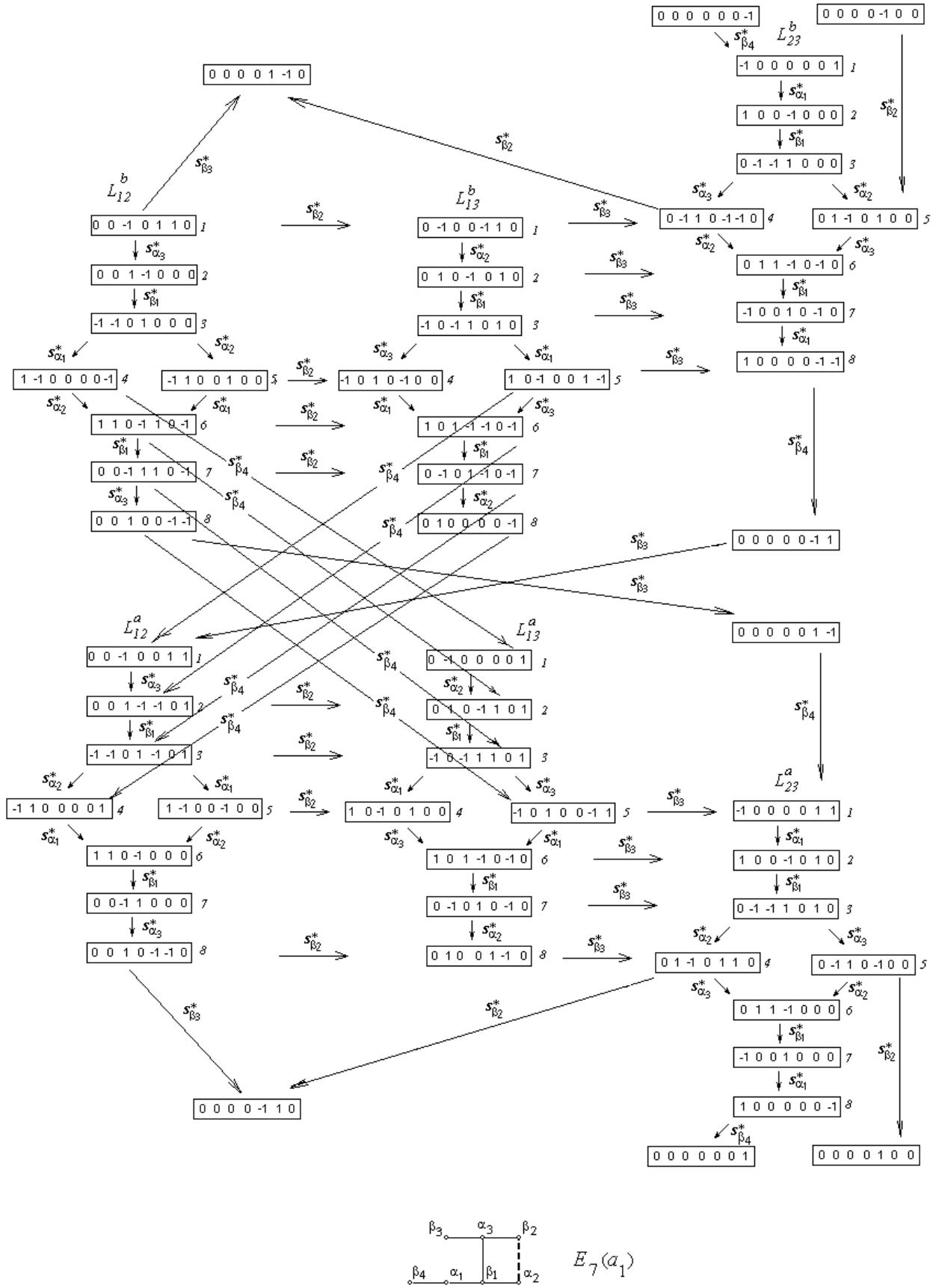
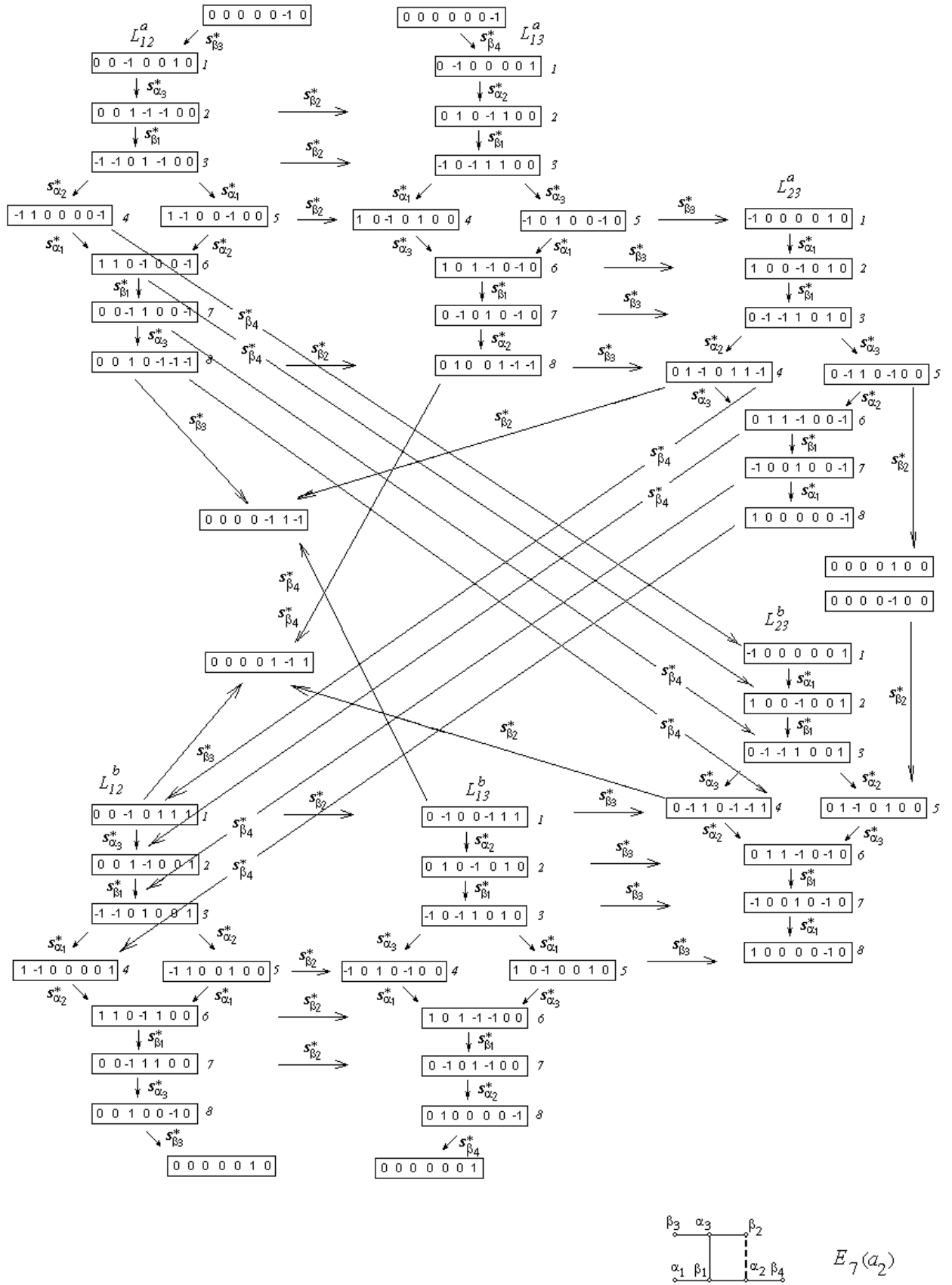
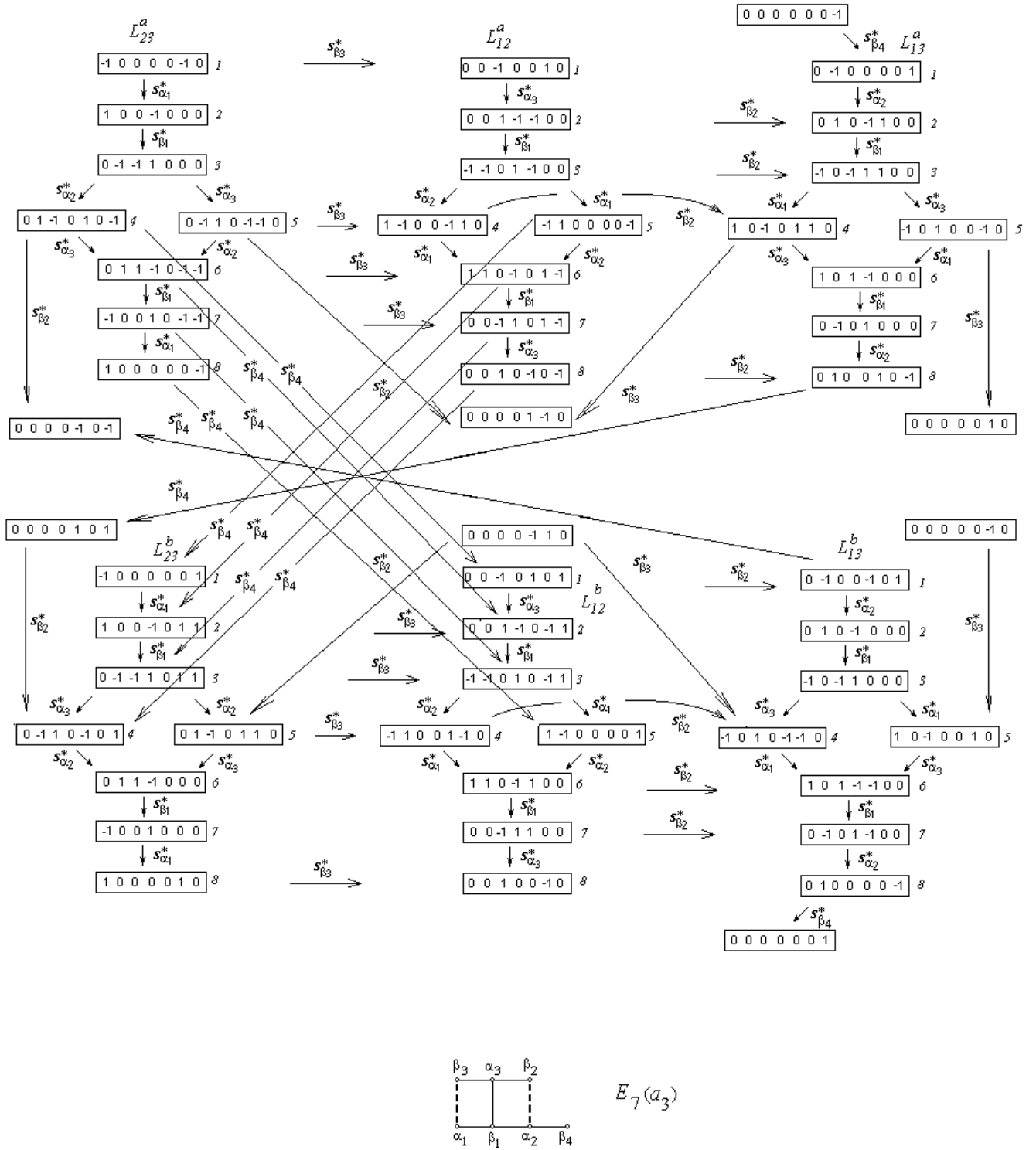


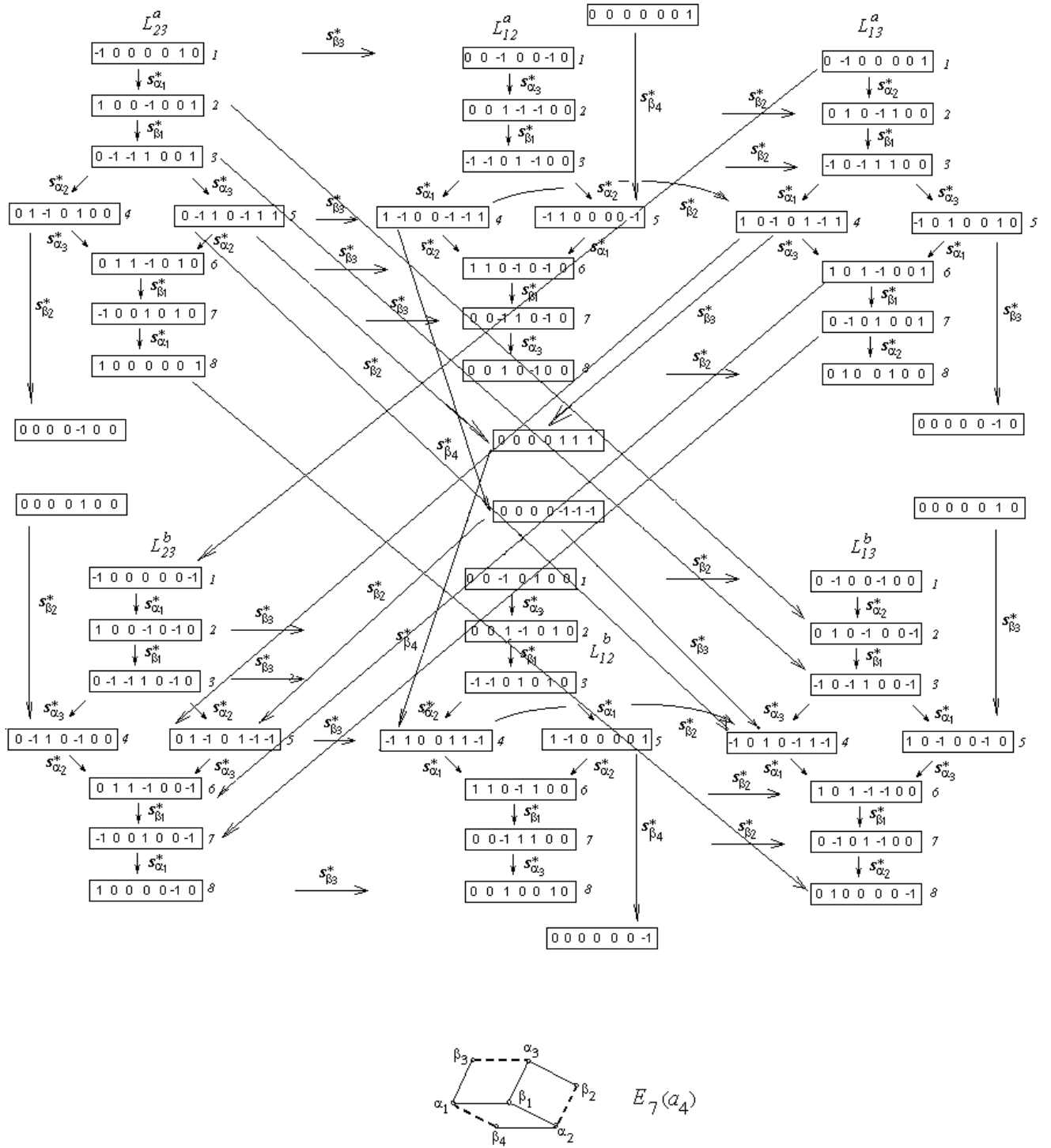
FIGURE B.25. The linkage system $E_6(a_1)$, two components, 54 linkage diagrams, 6 loctets

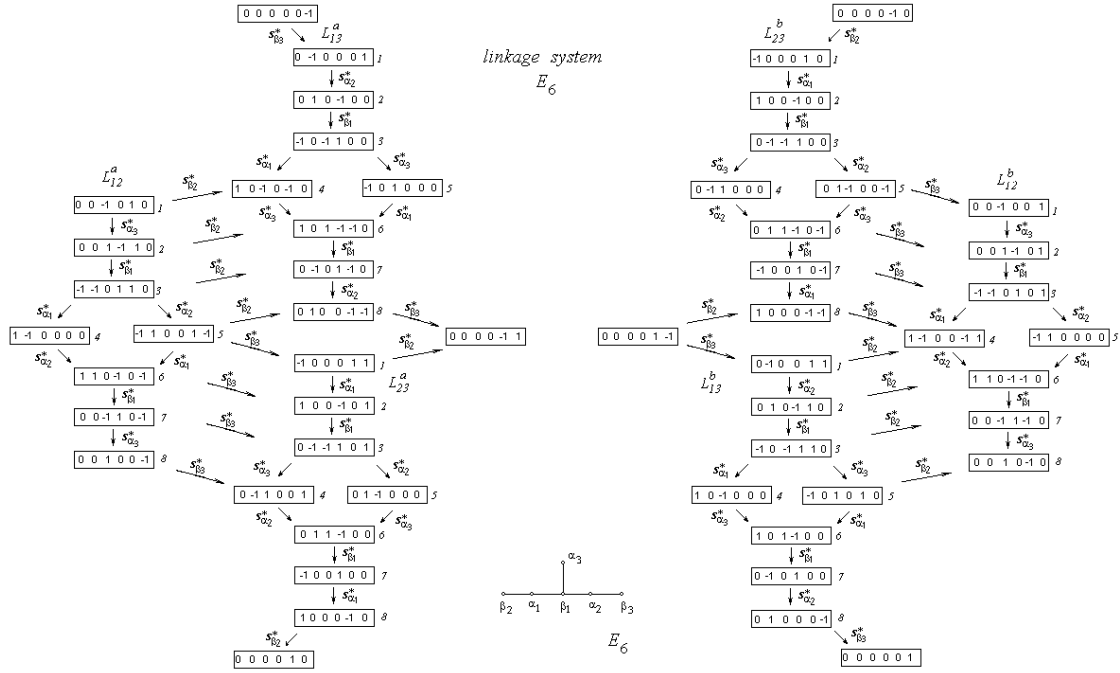
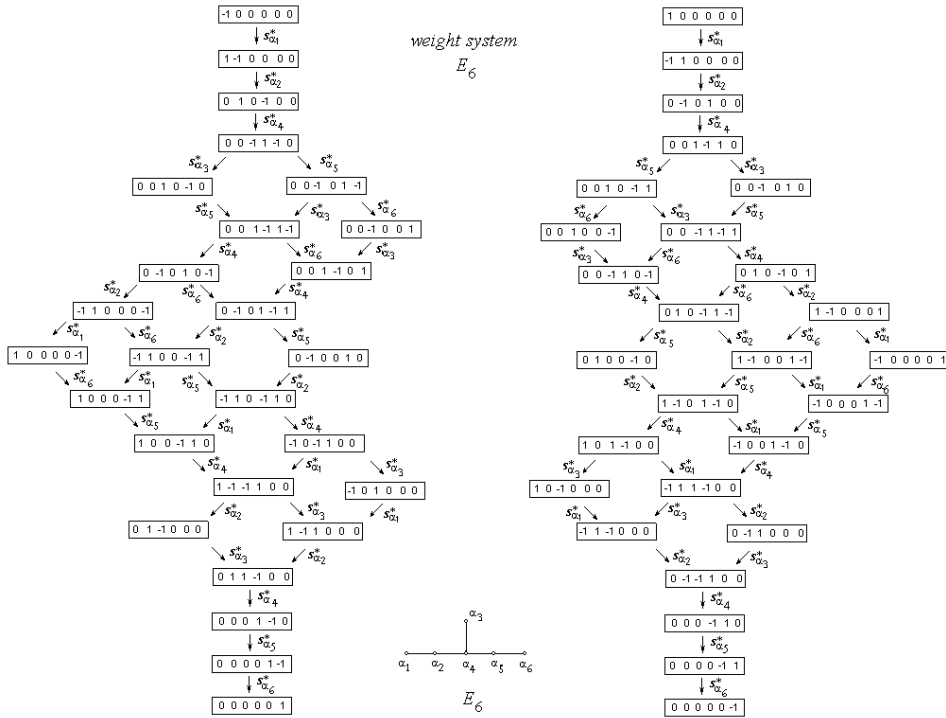
FIGURE B.26. The linkage system $E_6(a_2)$, two components, 54 linkage diagrams, 6 loctets

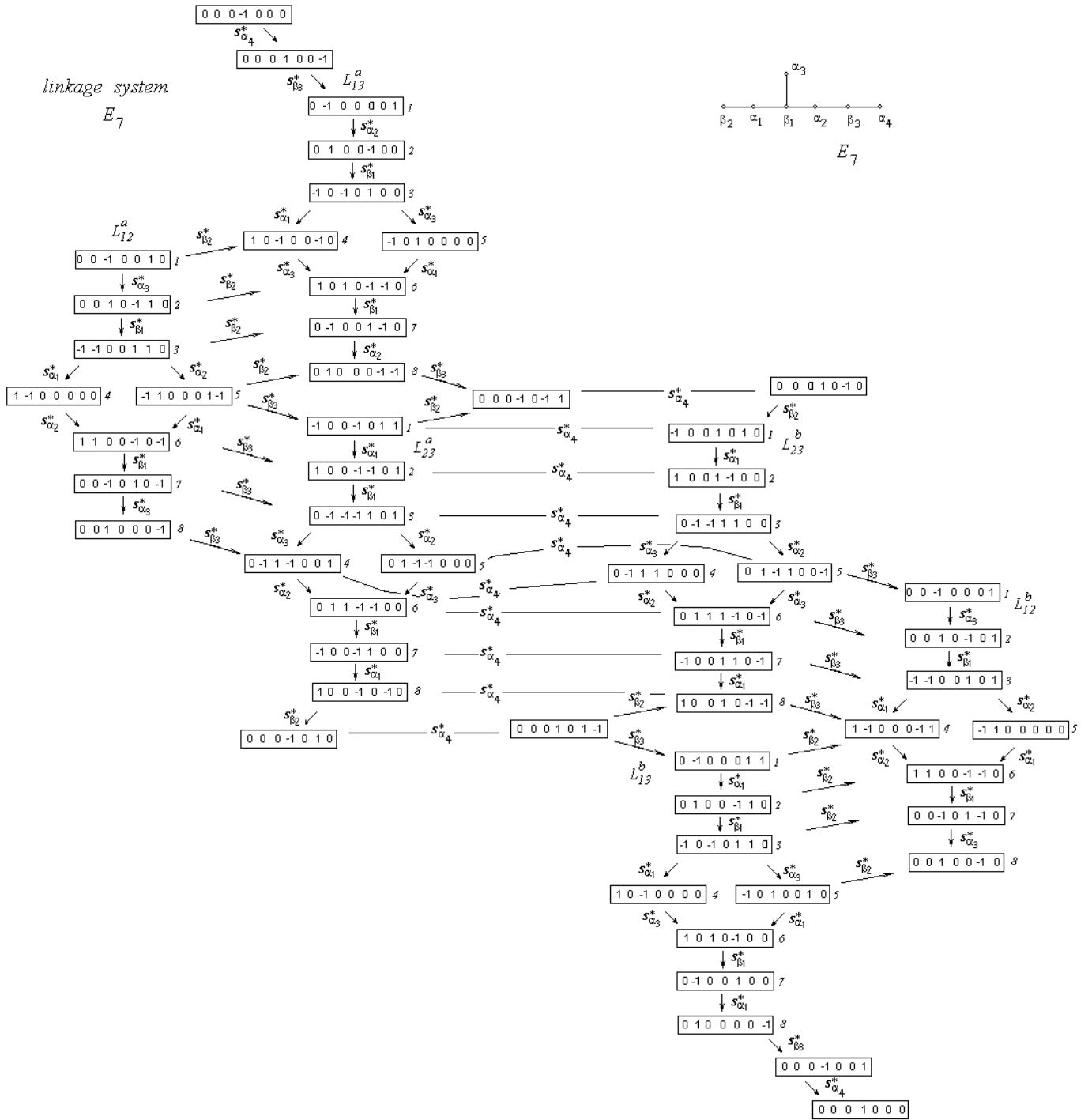
FIGURE B.27. The linkage system $E_7(a_1)$, one component, 56 linkage diagrams, 6 loctets

FIGURE B.28. The linkage system $E_7(a_2)$, one component, 56 linkage diagrams, 6 loctets

FIGURE B.29. The linkage system $E_7(a_3)$, one component, 56 linkage diagrams, 6 loctets

FIGURE B.30. The linkage system $E_7(a_4)$, one component, 56 linkage diagrams, 6 loctets

B.3. The linkage systems and weight systems for E_6 , E_7 , D_5 , D_6 .

 FIGURE B.31. The linkage system E_6 , two components, each of which contains 27 elements

 FIGURE B.32. The weight systems (= weight diagrams) of the fundamental representations $\mathbf{27}$ and $\overline{\mathbf{27}}$ of the semisimple Lie algebra E_6

FIGURE B.33. The linkage system E_7 , one component, 56 elements

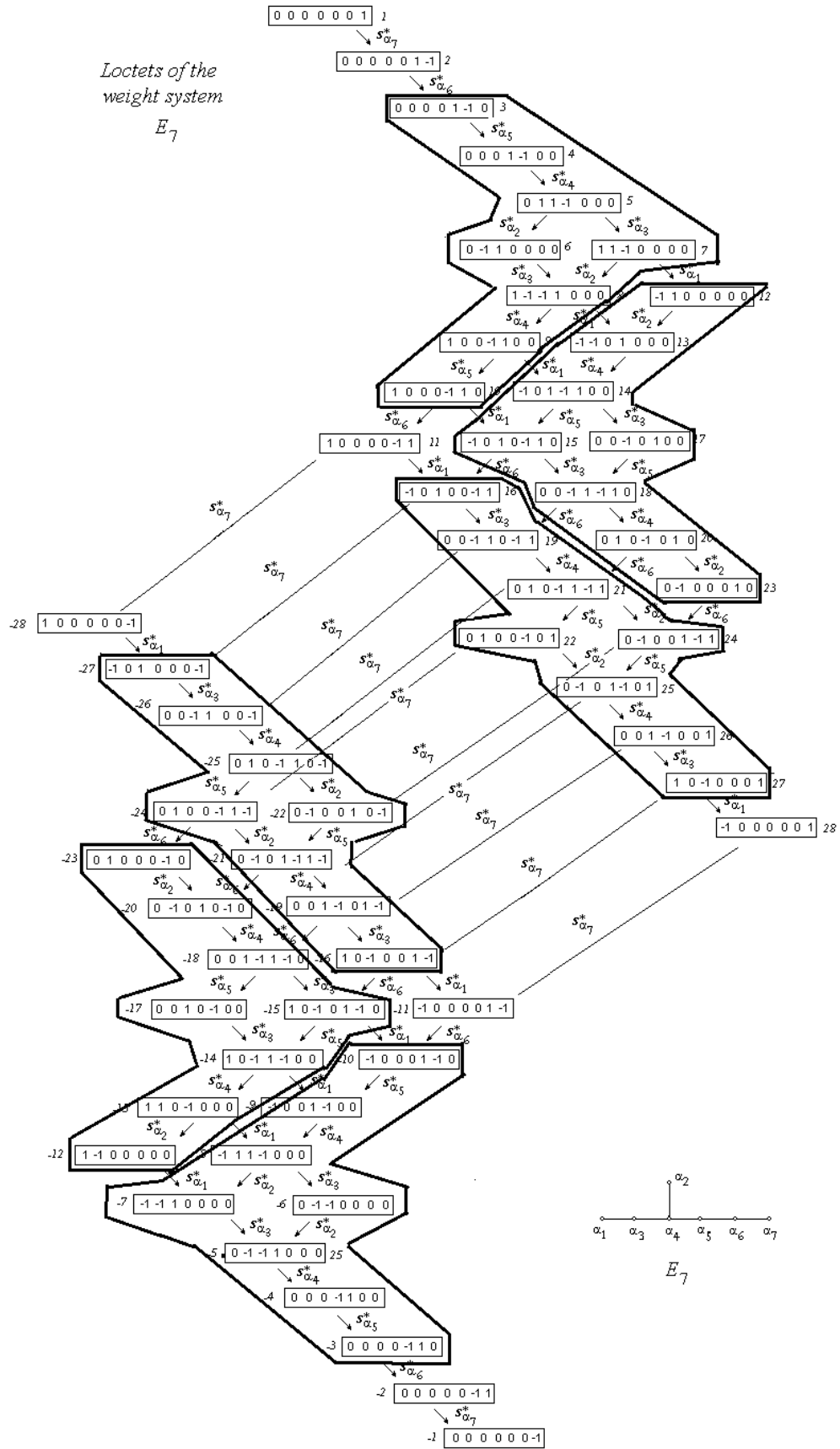
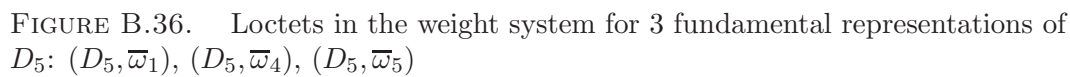
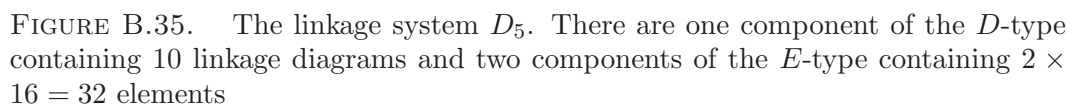


FIGURE B.34. Loctets in the weight system of the fundamental representations **56** of E_7



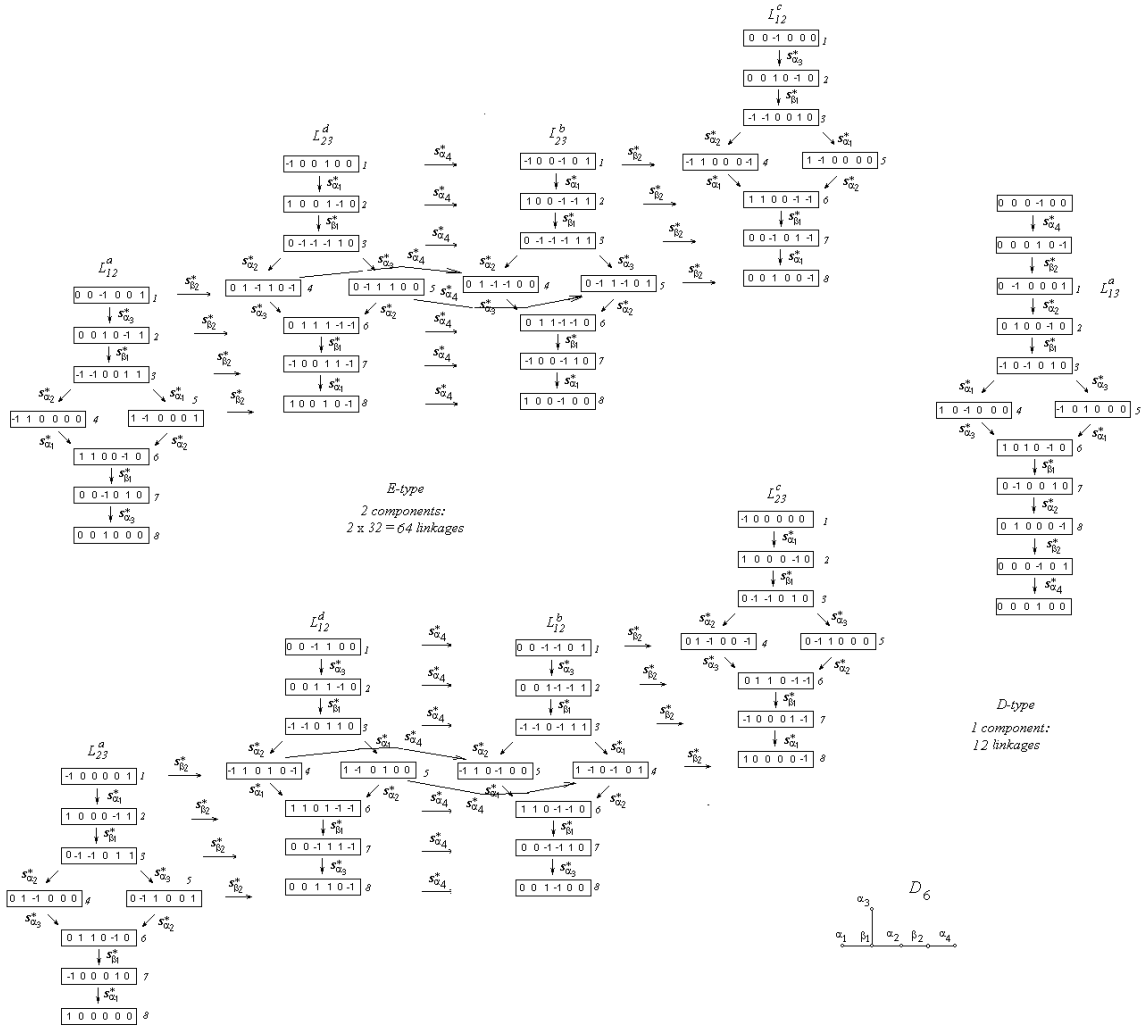


FIGURE B.37. The linkage system D_6 , one D -type component containing 12 elements and two components of the E -type containing $2 \times 32 = 64$ elements

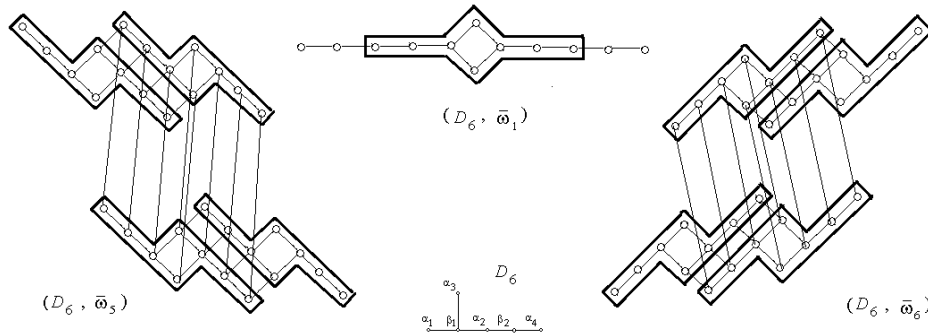
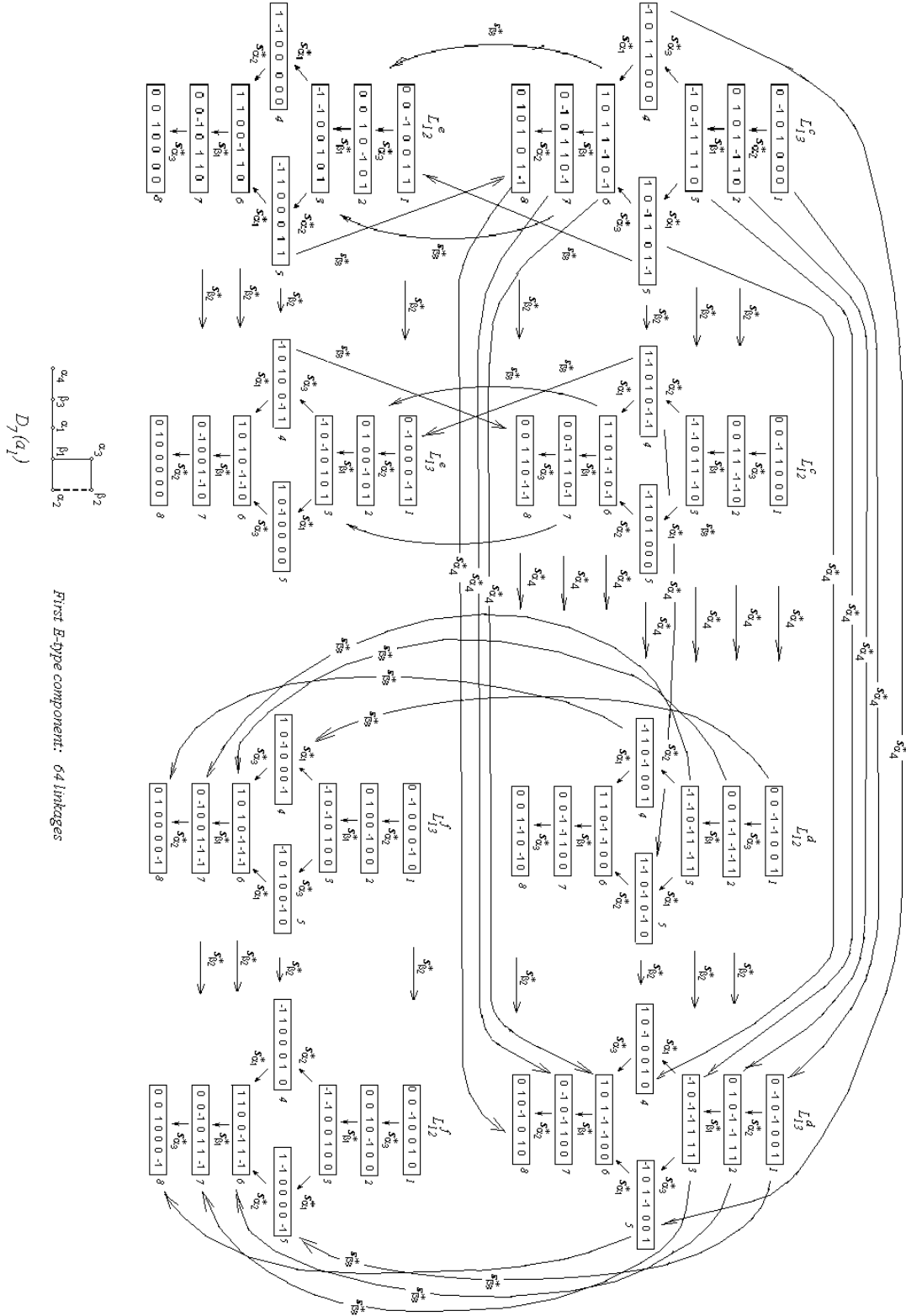


FIGURE B.38. Loctets in the weight system for 3 fundamental representations of D_6 : (D_6, \bar{w}_1) , (D_6, \bar{w}_5) , (D_6, \bar{w}_6)

B.4. The linkage systems $D_7(a_1)$, $D_7(a_2)$, D_7 .FIGURE B.39. The linkage system $D_7(a_1)$, 1st E -type component, 64 linkage diagrams, 8 octets

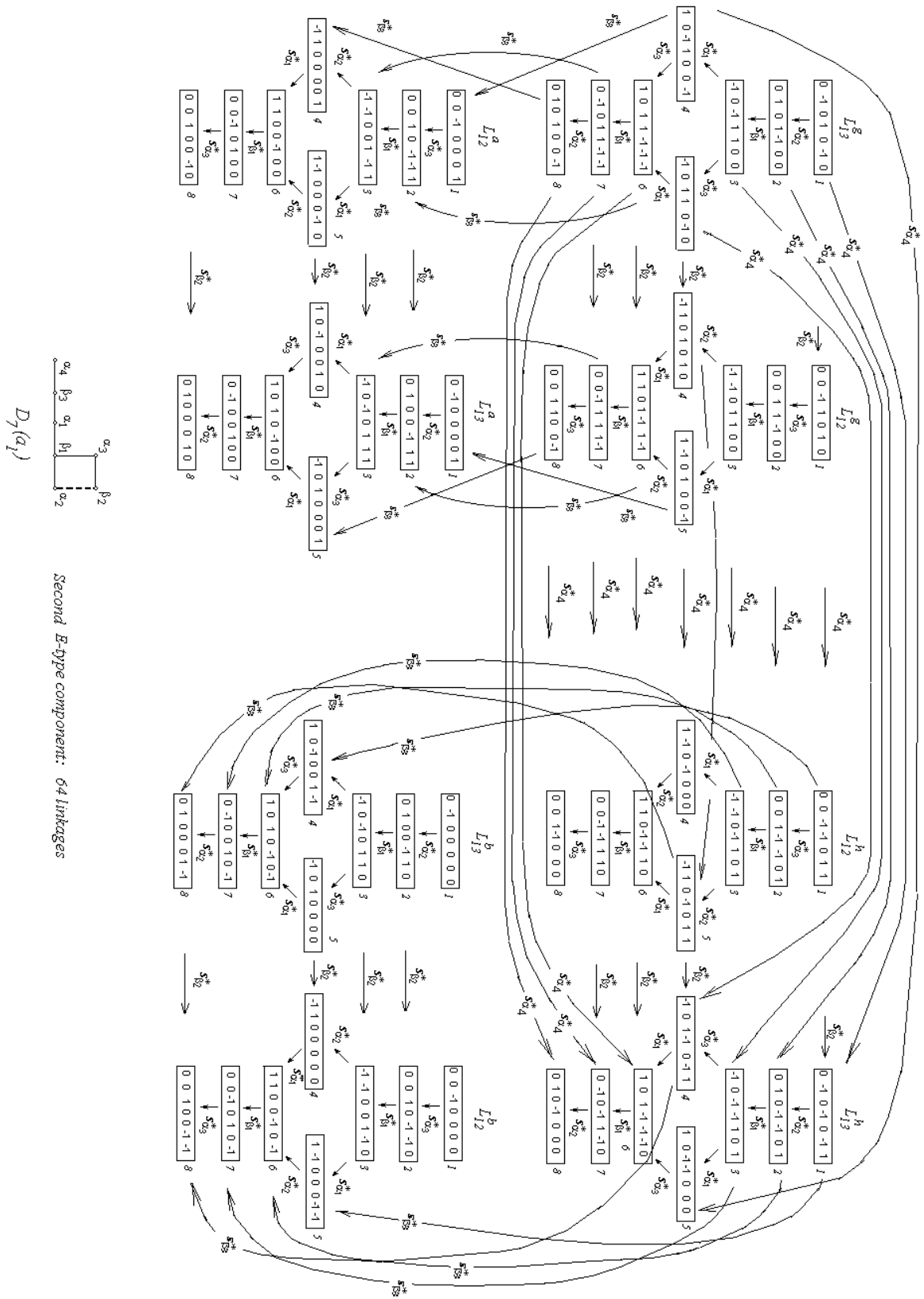


FIGURE B.40. $D_7(a_1)$, second E -type component: 64 linkages, 8 loctets

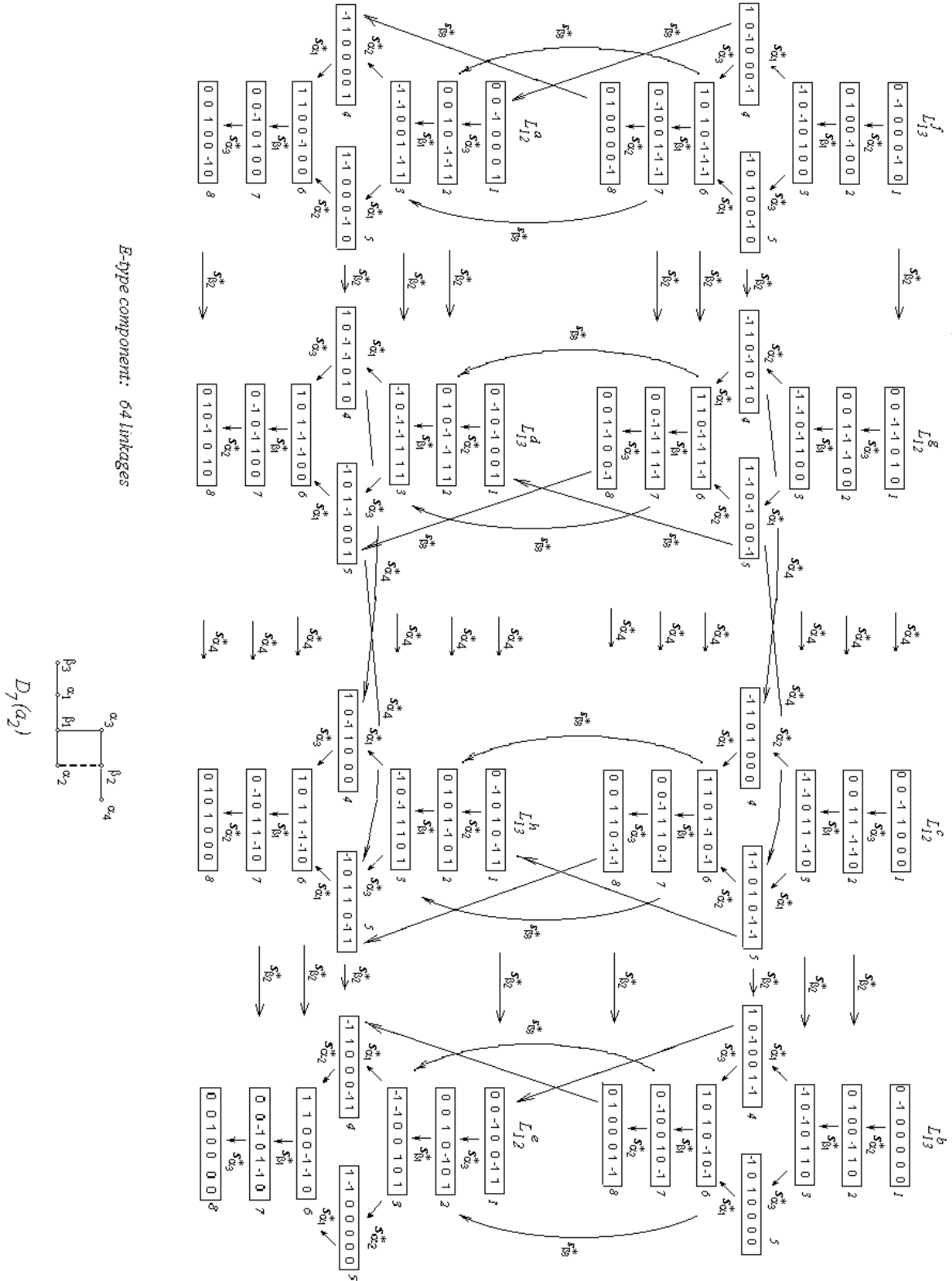
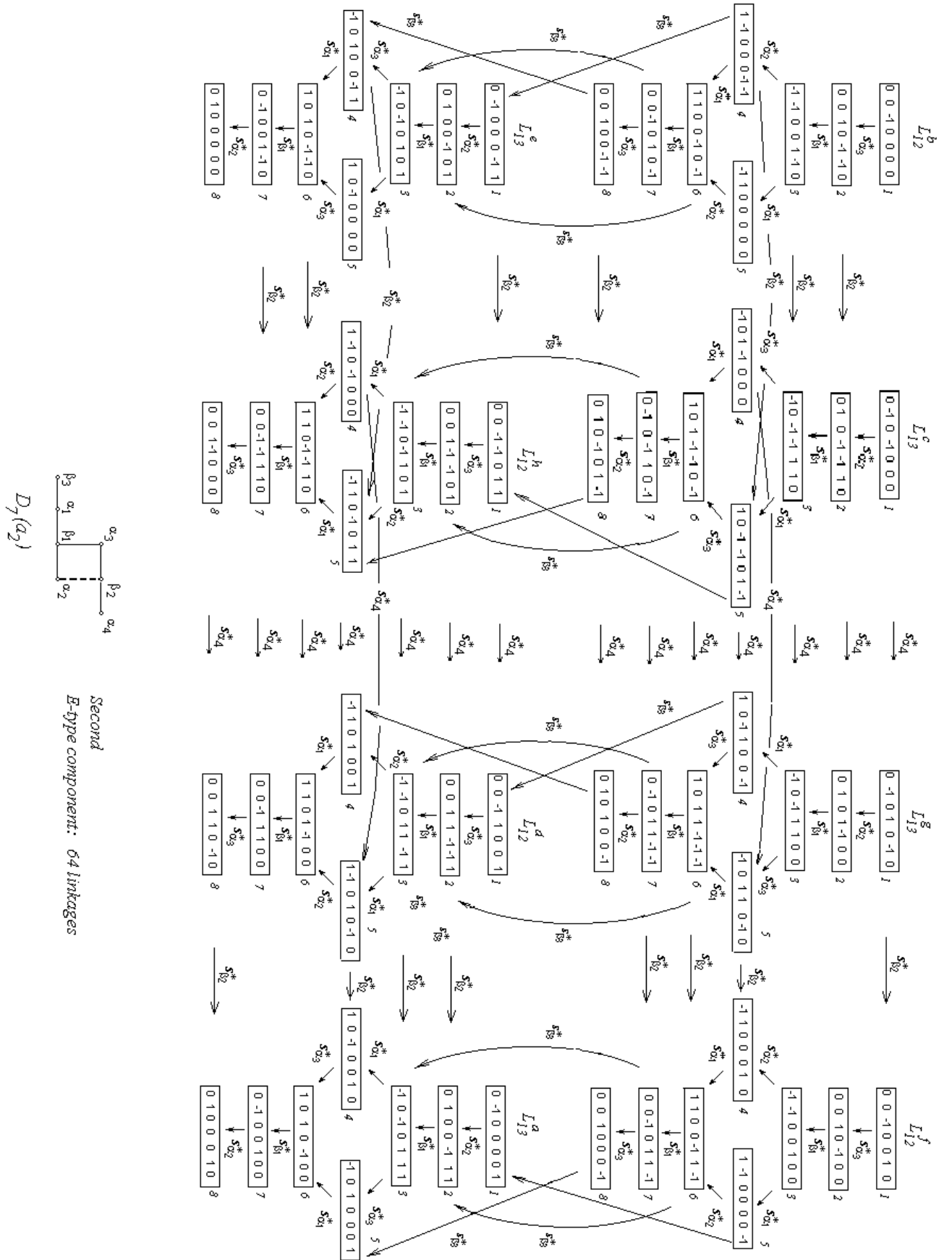
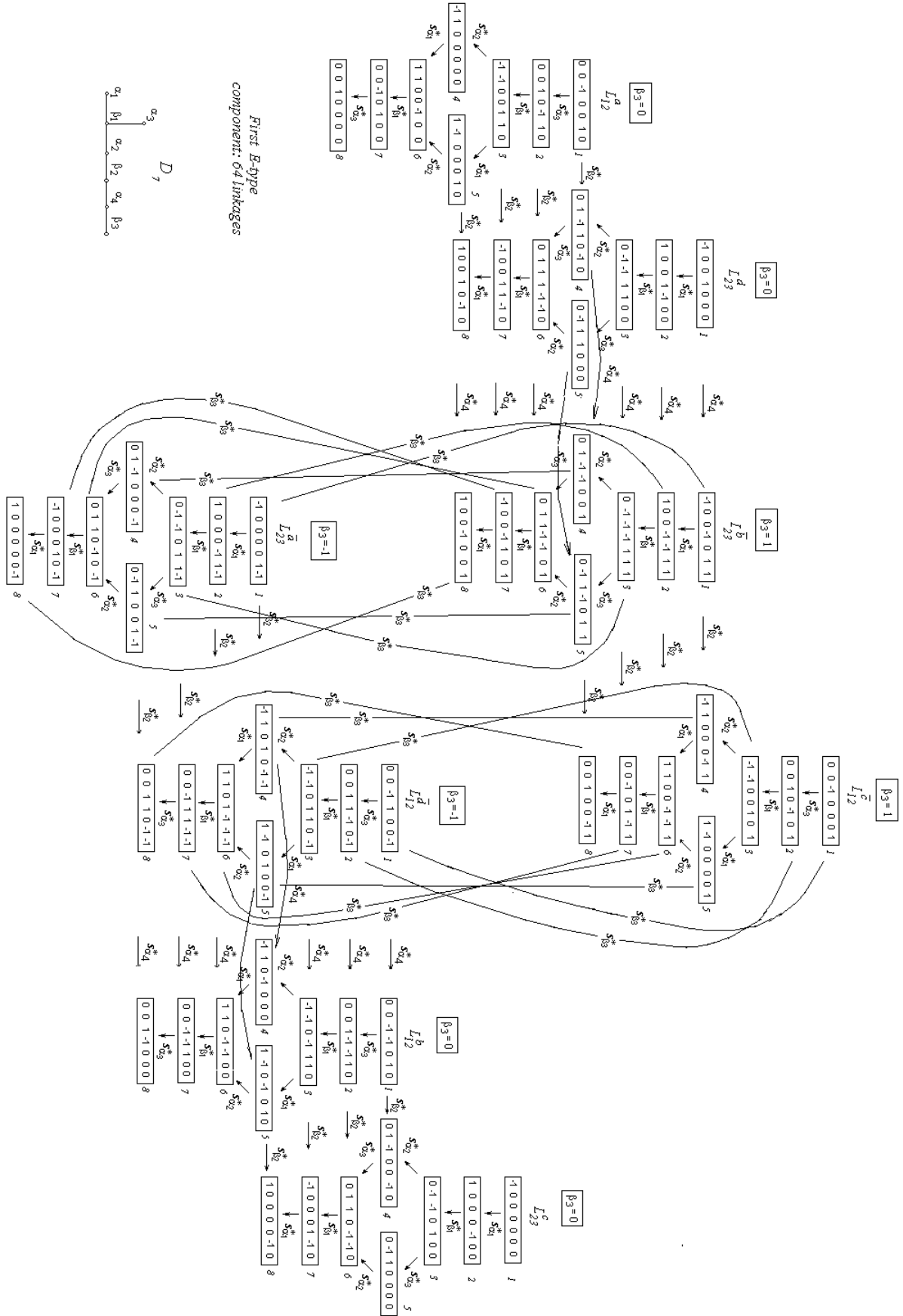
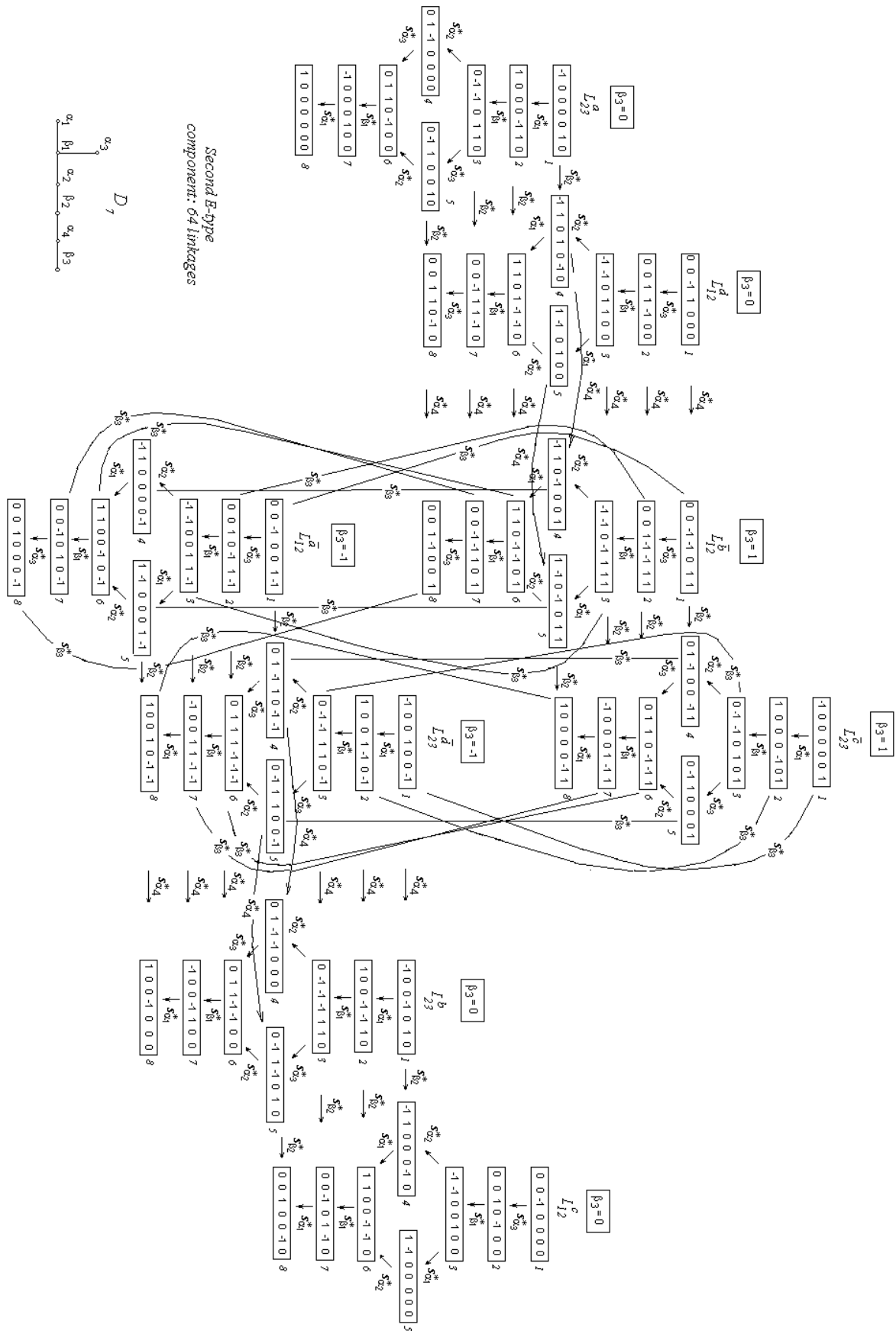
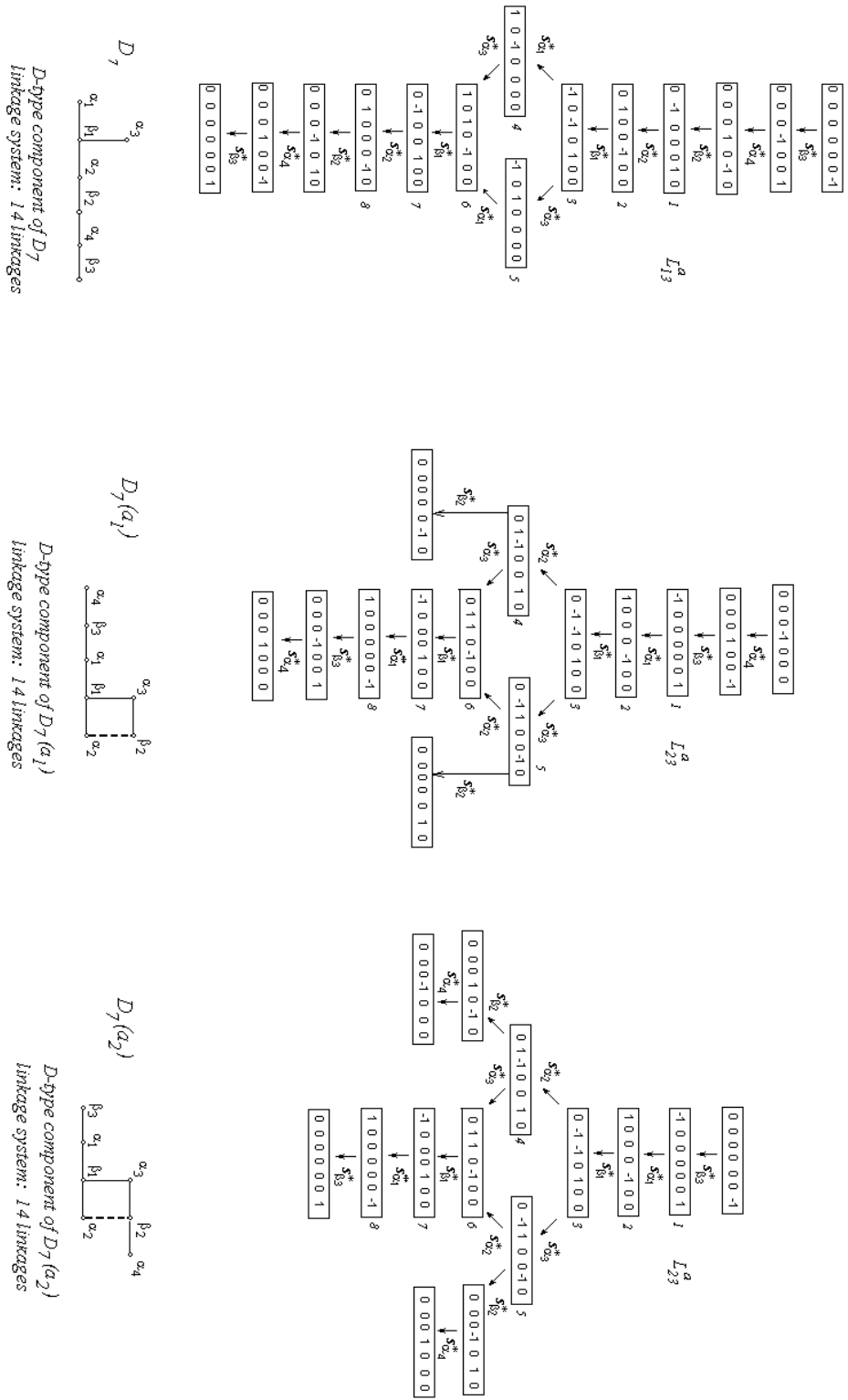


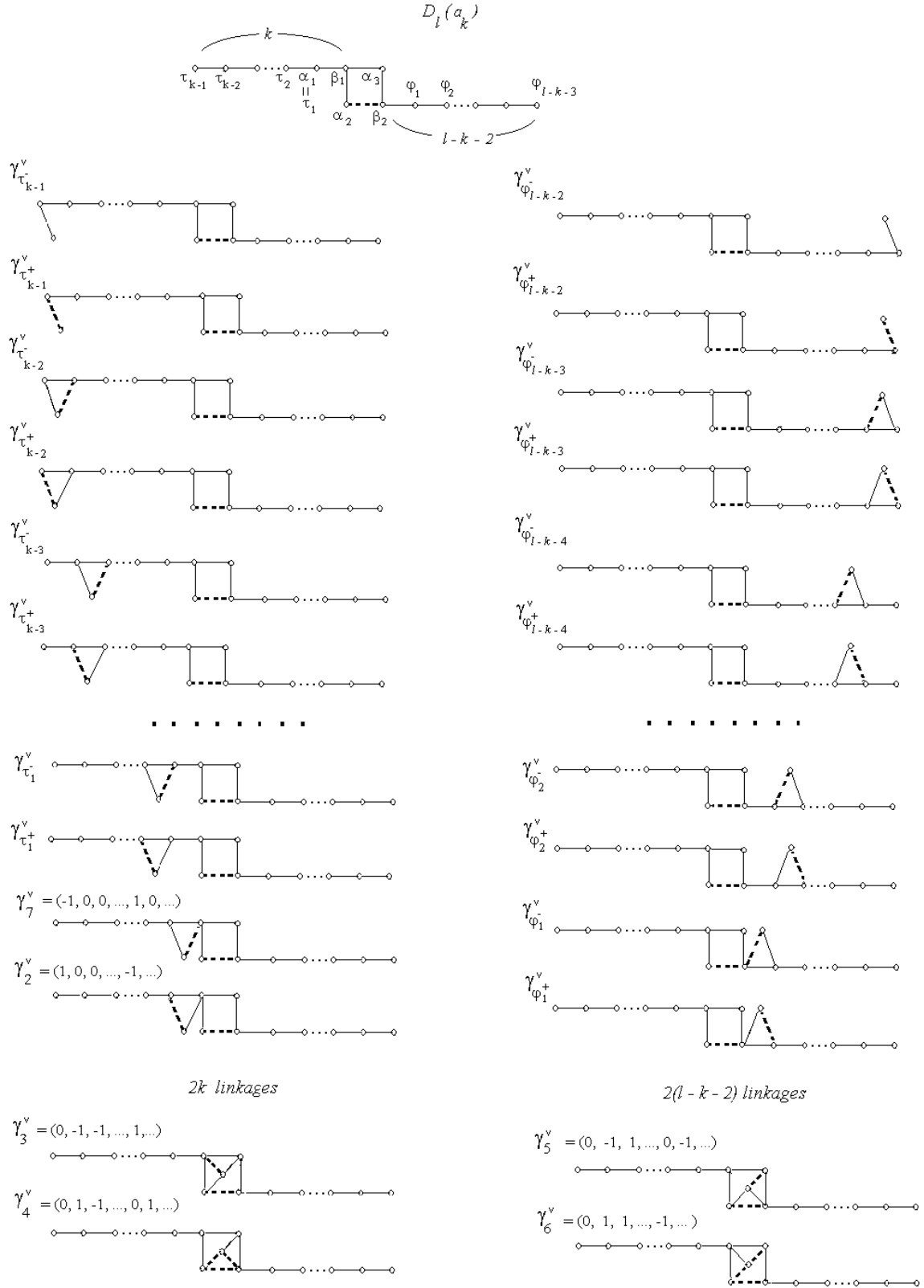
FIGURE B.41. The linkage system $D_7(a_2)$, 1st E -type component, 64 linkage diagrams, 8 loctets

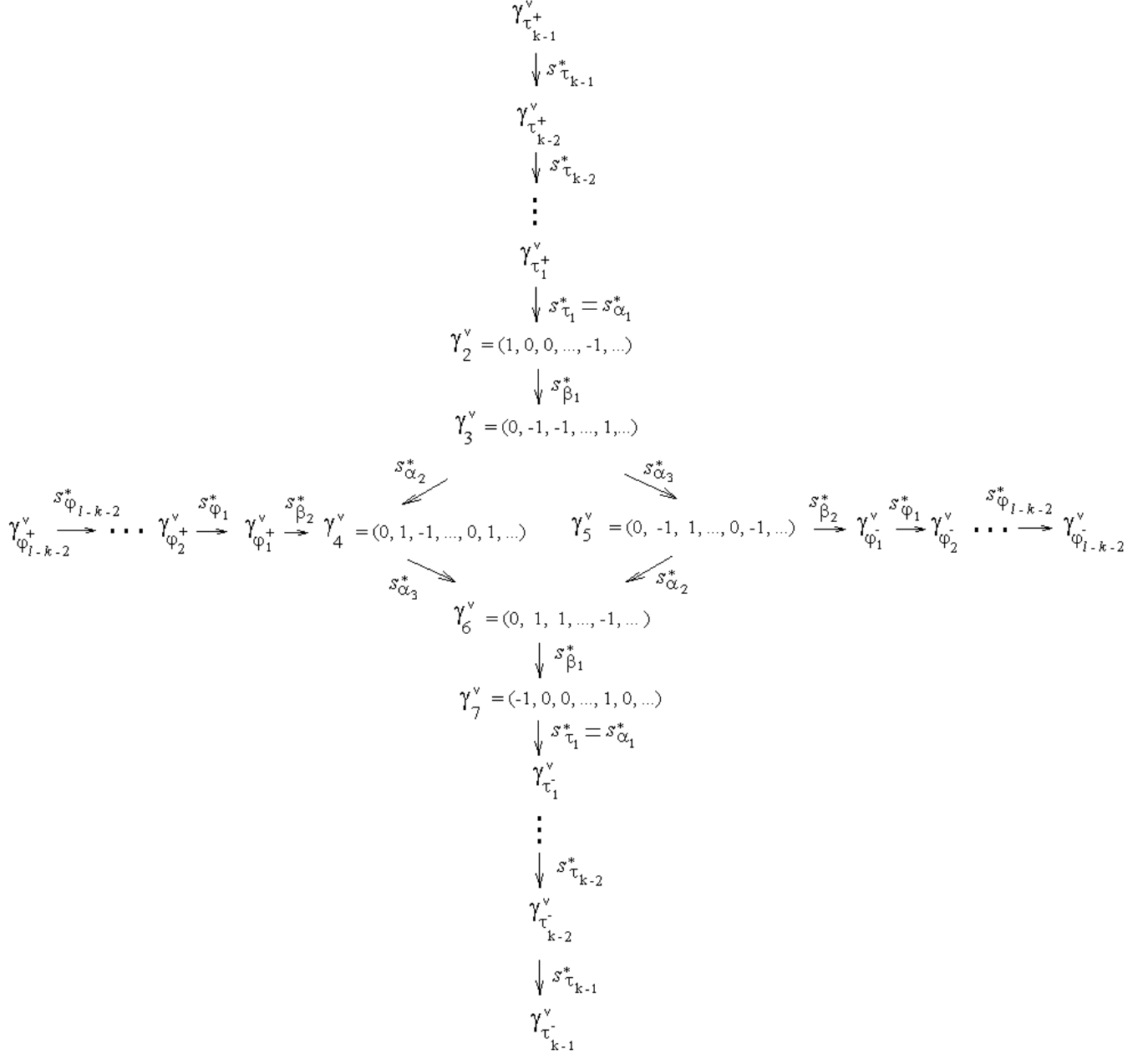

 FIGURE B.42. The linkage system $D_7(a_2)$, 2nd E -type component, 64 linkage diagrams, 8 loctets

FIGURE B.43. The first component of the linkage system D_7 , 64 linkages


 FIGURE B.44. The second component of the linkage system D_7 , 64 linkages


 FIGURE B.45. The D-type component for linkage systems D_7 , $D_7(a_1)$, $D_7(a_2)$

B.5. The linkage systems $D_l(a_k)$, D_l .FIGURE B.46. $D_l(a_k)$ (for $l > 7$), 1 loctet, $2l$ linkage diagrams

FIGURE B.47. The linkage system $D_l(a_k), l > 7$ (wind rose of linkages)

LIST OF FIGURES

1.1	Examples of linkage diagrams and linkage labels vectors for $E_6(a_1)$.	3
1.2	Linkage systems for $E_6(a_1)$ and $E_6(a_2)$. The 8-cell bold subdiagrams are loctets	5
1.3	The loctet types L_{12} , L_{13} and L_{23} .	8
1.4	The weight system $(D_l, \overline{\omega}_1)$.	9
1.5	Loctets in the weight system and in the linkage system E_6	11
1.6	Projection of linkage systems $E_7(a_1)$, $E_7(a_2)$ onto the linkage system $E_6(a_1)$	12
2.7	Linkage diagrams containing a square.	15
2.8	Linkage diagrams containing a square	15
2.9	The predefined numbering in two pattern subdiagrams: $D_5(a_1)$ and D_4	16
2.10	The linkage diagrams $\gamma_{ij}^\vee(3)$ for $E_7(a_1)$, loctets L_{ij}^b .	23
2.11	The linkage diagrams $\gamma_{ij}^\vee(6)$ for $E_7(a_2)$, loctets L_{ij}^b .	23
2.12	The linkage diagrams $\gamma_{ij}^\vee(4)$ for $E_7(a_3)$, loctets L_{ij}^b	23
3.13	The mapping $U : \Phi(\Gamma) \longrightarrow \Phi(E_7)$	27
3.14	The mapping $U : \Phi(D_l) \longrightarrow \Phi'(D_l)$	27
3.15	The conjugacy class E_6 is not contained in any $W(D_n)$	29
4.16	The numerical labels (in the right-hand side) are diagonal elements of B_L^{-1}	29
4.17	Simply extendable vertices are marked by numerical values, which are the diagonal elements of B_L^{-1} . The vertices marked in bold are not simply extendable.	31
4.18	There are pairs of $D_6(a_1)$ loctets, which are mapped (dotted lines) onto the same $D_5(a_1)$ loctet	33
4.19	The moving triangles	34
4.20	The moving triangles, II	34
B.21	Three components of the linkage system $D_4(a_1)$, 3 components	49
B.22	The linkage system $D_5(a_1)$, 3 components, 5 loctets	50
B.23	The linkage system $D_6(a_1)$, 3 components, 9 loctets	51
B.24	The linkage system $D_6(a_2)$, 3 components, 9 loctets	52
B.25	The linkage system $E_6(a_1)$, two components, 54 linkage diagrams, 6 loctets	53
B.26	The linkage system $E_6(a_2)$, two components, 54 linkage diagrams, 6 loctets	54
B.27	The linkage system $E_7(a_1)$, one component, 56 linkage diagrams, 6 loctets	55
B.28	The linkage system $E_7(a_2)$, one component, 56 linkage diagrams, 6 loctets	56
B.29	The linkage system $E_7(a_3)$, one component, 56 linkage diagrams, 6 loctets	57
B.30	The linkage system $E_7(a_4)$, one component, 56 linkage diagrams, 6 loctets	58
B.31	The linkage system E_6 , two components, each of which contains 27 elements	59
B.32	The weight systems of 27 and $\overline{27}$ of the semisimple Lie algebra E_6	59
B.33	The linkage system E_7 , one component, 56 elements	60
B.34	Loctets in the weight system of the fundamental representations 56 of E_7	61
B.35	Linkage system for D_5 , 3 components, $10 + 2 \times 16$ linkages	62
B.36	Loctets in the weight system for representations $(D_5, \overline{\omega}_i)$, $i = 1, 4, 5$ of D_5	62
B.37	Linkage system for D_6 , 3 components, $12 + 2 \times 32$ linkages	63
B.38	Loctets in the weight system for representations $(D_6, \overline{\omega}_i)$, $i = 1, 5, 6$ of D_6	63
B.39	The linkage system $D_7(a_1)$, first component of E -type	64

B.40	$D_7(a_1)$, second E -type component: 64 linkages, 8 loctets	65
B.41	The linkage system $D_7(a_2)$, 1st E -type component, 64 linkage diagrams, 8 loctets	66
B.42	The linkage system $D_7(a_2)$, 2nd E -type component, 64 linkage diagrams, 8 loctets	67
B.43	The first component of the linkage system D_7 , 64 linkages	68
B.44	The second component of the linkage system D_7 , 64 linkages	69
B.45	The D-type component for linkage systems D_7 , $D_7(a_1)$, $D_7(a_2)$; every D-type components contains 14 linkages	70
B.46	$D_l(a_k)$ (for $l > 7$), 1 loctet, $2l$ linkage diagrams	71
B.47	The linkage system $D_l(a_k)$, $l > 7$ (wind rose of linkages)	72
B.48	The linkage system D_l (for $l > 7$), $2l$ linkages, 1 loctet	73

LIST OF NOTATIONS

W	the Weyl group associated with a Dynkin diagram
$w = w_1 w_2$	the bicolored decomposition of $w \in W$; w_1, w_2 - involutions
Γ	the Carter diagram associated with the bicolored decomposition of w
DE4	the class of simply-laced Dynkin diagrams containing D_4 as subdiagram
C4	the class of simply-laced connected Carter diagrams containing $D_4(a_1)$ as subdiagram
Φ	the root system associated with the Weyl group W
Π	the set of all simple roots of the root system Φ
E	the linear subspace spanned by the root system Φ
Π_w	the root subset (containing not necessary simple roots) associated with $w \in W$
$\Pi_w(\theta)$	the root subset obtained from Π_w by adding some $\theta \in \Phi$ linearly independent of Π_w
L	the linear subspace spanned by the root subset Π_w
\mathbf{B}	the Cartan matrix
B_L	the partial Cartan matrix associated with the Carter diagram Γ
(\cdot, \cdot)	the symmetric bilinear form associated with \mathbf{B}
$(\cdot, \cdot)_L$	the symmetric bilinear form associated with B_L
\mathcal{B}	the quadratic Tits form associated with \mathbf{B}
\mathcal{B}_L	the quadratic form associated with B_L
B_L^{-1}	the inverse of for the partial Cartan matrix B_L
\mathcal{B}_L^\vee	the inverse quadratic form associated with B_L
W_L	the partial Weyl group associated with the Carter diagram Γ
$W_L(\theta)$	the subgroup of the Weyl group W generated by W_L and s_θ
$\Phi_w(\theta)$	the root subset is the orbit of the action of $W_L(\theta)$ on $\Pi_w(\theta)$
W_L^\vee	the dual partial Weyl group associated with the Carter diagram Γ
α_i, β_j	the roots in the bicolored notation
γ	the linkage or γ -linkage
γ^\vee	the linkage diagram, or the linkage labels
$\gamma^\vee(n)$	the n^{th} linkage diagram of the loctet (in the vertical numbering ($n = 1, \dots, 8$))
$\gamma^\vee(8)$	the eighth linkage diagram of the loctet
L_{ij}	the loctet (=linkage octet) of the type $ij \in \{12, 13, 23\}$
α -set	the subset of roots corresponding to w_1 in the bicolored decomposition
β -set	the subset of roots corresponding to w_2 in the bicolored decomposition
α -label	any coordinate from α -set of the linkage labels vector
β -label	any coordinate from β -set of the linkage labels vector
k	the number of coordinates in α -set (= number of α -labels)
h	the number of coordinates in β -set (= number of β -labels)
l	the number of vertices in the Carter diagram Γ , $l = k + h$

REFERENCES

- [Bo02] N. Bourbaki, *Lie groups and Lie algebras. Chapters 4,5,6*. Translated from the 1968 French original by Andrew Pressley. Elements of Mathematics (Berlin). Springer-Verlag, Berlin, 2002. xii+300 pp.
- [Bo05] N. Bourbaki, *Lie groups and Lie algebras. Chapters 7,8,9*. Translated from the 1975 and 1982 French originals by Andrew Pressley. Elements of Mathematics (Berlin). Springer-Verlag, Berlin, 2005. xii+434 pp.
- [Ch84] R. N. Cahn, *Semi-Simple Lie Algebras and Their Representations*. Berkeley, Benjamin-Cummings publishing company, 1984.
- [Ca70] R. W. Carter, *Conjugacy classes in the Weyl group*. 1970 Seminar on Algebraic Groups and Related Finite Groups (The Institute for Advanced Study, Princeton, N.J., 1968/69) pp. 297–318 Springer, Berlin.
- [Ca72] R. W. Carter, *Conjugacy classes in the Weyl group*. Compositio Math. 25 (1972), 1–59
- [Co89] A. J. Coleman, *The greatest mathematical paper of all time*. Math. Intelligencer 11 (1989), no. 3, 29–38.
- [Dy50] E. B. Dynkin, *Some properties of the system of weights of a linear representation of a semisimple Lie group*. (Russian) Doklady Akad. Nauk SSSR (N.S.) 71, (1950). 221–224.
- [Dy52] E. B. Dynkin, *Maximal subgroups of the classical groups*. (Russian) Trudy Moskov. Mat. Obsh. 1, (1952). 39–166.
- [FOT00] M. Fukuma, T. Oota, H. Tanaka, *Weyl groups in AdS_3/CFT_2* . Progr. Theoret. Phys. 103 (2000), no. 2, 447–462
- [GOV90] V. V. Gorbatsevich, A. L. Onishchik, E. B. Vinberg, *Structure of Lie groups and Lie algebras*. (Russian) Current problems in mathematics. Fundamental directions, Vol. 41 (Russian), 5–259, Itogi Nauki i Tekhniki, Akad. Nauk SSSR, Vsesoyuz. Inst. Nauchn. i Tekhn. Inform., Moscow, 1990. English Translation: *Lie groups and Lie algebras III*, Encyclopediya of Mathematical Sciences, v. 41.
- [Kac80] V. Kac, *Infinite root systems, representations of graphs and invariant theory*. Invent. Math. 56 (1980), no. 1, 57–92.
- [KOV95] F. I. Karpelevich, A. L. Onishchik, and E. B. Vinberg, *On the work of E. B. Dynkin in the theory of Lie groups in: Lie Groups and Lie Algebras: E. B. Dynkin's Seminar*, 1–12, Amer. Math. Soc. Transl. Ser. 2, 169, Amer. Math. Soc. 1995, 202 pp, vol. 169.
- [K70] G. F. Kushner, *On the compactification of noncompact symmetric spaces*. Dokl. Akad. Nauk, 190 (1970), 1282–1285, English transl., Sov. Math. Docl. 11 (1970), no. 1, 284–287.
- [K72] G. F. Kushner, *The compactification of noncompact symmetric spaces*, Trudy Sem.Vektor.Tenzor.Anal. 16 (1972), 99–152.
- [K79] G. F. Kushner, *F.I.Karpelevich's compactification is homeomorphic to a ball*. Trudy Sem. Vektor. Tenzor. Anal., 19 (1979), 96–111; English transl., Amer.Math.Soc.Translations, ser.2, 134 (1987), 119–133.
- [PSV98] E. Plotkin, A. Semenov, N. Vavilov, *Visual basic representations: an atlas*. Internat. J. Algebra Comput. 8 (1998), no. 1, 61–95.
- [Sl81] R. Slansky, *Group theory for unified model building*. Phys. Rep. 79 (1981), no. 1, 1–128.
- [St08] R. Stekolshchik, *Notes on Coxeter Transformations and the McKay Correspondence*, Springer Monographs in Mathematics, 2008, XX, 240 p.
- [St10] R. Stekolshchik, *Root systems and diagram calculus. I. Cycles in the Carter diagrams*, arXiv:1005.2769v3.
- [St10a] R. Stekolshchik, *Root systems and diagram calculus. III. The Carter theorem*, (in press).
- [S07] I. Stewart, *Why beauty is truth: a history of symmetry*, Basic Books, 2007.
- [Va00] N. Vavilov, *A third look at weight diagrams*. (English summary) Rend. Sem. Mat. Univ. Padova 104 (2000), 201–250.