

Transition from single-file to two-dimensional diffusion of interacting particles in a quasi-one-dimensional channel

D. Lucena^{1,2}, D. V. Tkachenko², K. Nelissen^{1,2}, V. R. Misko², W. P. Ferreira¹, G. A. Farias¹, and F. M. Peeters^{1,2}

¹*Departamento de Física, Universidade Federal do Ceará,*

Caixa Postal 6030, Campus do Pici, 60455-760 Fortaleza, Ceará, Brazil

²*Department of Physics, University of Antwerp, Groenenborgerlaan 171, B-2020 Antwerpen, Belgium*

(Dated: January 23, 2019)

Diffusive properties of a monodisperse system of interacting particles confined to a *quasi*-one-dimensional (Q1D) channel are studied using molecular dynamics (MD) simulations. We calculate numerically the mean-squared displacement (MSD) and investigate the influence of the width of the channel (or the strength of the confinement potential) on diffusion in finite-size channels of different shapes (i.e., straight and circular). The transition from single-file diffusion (SFD) to the two-dimensional diffusion regime is investigated. This transition, as a function of the width of the channel, is shown to change dramatically depending on the channel's confinement profile, in particular it can be either smooth (i.e., for a parabolic confinement potential) or rather sharp/stepwise (i.e., for a hard-wall potential), as distinct from infinite channels where this transition is abrupt. This result can be explained by qualitatively different distributions of the particle density for the different confinement potentials.

PACS numbers: 05.40.-a, 66.10.C-, 82.70.Dd, 83.10.Rs

I. INTRODUCTION

There is a considerable theoretical and practical interest in the dynamics of systems of interacting particles in confined geometries [1]. Single-file diffusion (SFD) refers to a one-dimensional (1D) process where the motion of particles in a narrow channel (e.g., *quasi*-1D systems) is limited such that particles are not able to cross each other. As a consequence, the system diffuses as a whole resulting in anomalous diffusion. The mechanism of SFD was first proposed by Hodgkin and Keynes [2] in order to study the passage of molecules through narrow pores. Since the order of the particles is conserved over time, this results in unusual dynamics of the system [3, 4], different from what is predicted from diffusion governed by Fick's law. The main characteristic of the SFD phenomena is that, in the long-time limit, the MSD (mean-square displacement, defined as $\langle \Delta x^2(t) \rangle = \langle \sum_{i=1}^N (1/N) [x_i(t + \Delta t) - x_i(t)]^2 \rangle_{\Delta t}$) scales with time as

$$\langle \Delta x^2(t) \rangle \propto t^{0.5}. \quad (1)$$

This relation was first obtained analytically in the pioneering work of Harris [5]. Recent advances in nanotechnology have stimulated a growing interest in SFD, in particular, in the study of transport in nanopores [6]. Ion channels of biological membranes and carbon nanotubes [7] are examples of such nanopores. The macroscopic flux of particles through such nanopores is of great importance for many practical applications, e.g., particle transport across membranes is a crucial intermediate step in almost all biological and chemical engineering processes. SFD was observed in experiments on diffusion of molecules in zeolite molecular sieves [8]. Zeolites with unconnected parallel channels may serve as a good realization of the theoretically investigated one-dimensional

systems. SFD is also related to growth phenomena [9].

The theoretical background of SFD was developed in early studies on transport phenomena in 1D channels [10–12]. It is also interesting to learn how the size of the system will influence the diffusive properties of the system. SFD in finite size systems has been the focus of increasing attention since there are few exact theoretical results to date [13–15], which showed the existence of different regimes of diffusion.

Colloidal systems, complex plasmas and vortex matter in type-II superconductors are examples of systems where SFD may occur. The use of colloidal particles is technically interesting since it allows real time and spatial direct observation of their position, which is a great advantage as compared to atoms or molecules, as shown recently in, e.g., the experimental study of defect induced melting [16]. One typically uses micro-meter size colloidal particles in narrow channels, as shown in [17, 18]. The paramagnetic colloidal spheres of 3.6 μm were confined in circular trenches fabricated by photolithography and their trajectories were followed over long periods of time. Several other studies have focused on the diffusive properties of complex plasmas. A complex plasma consists of micrometer-sized (“dust”) particles immersed in a gaseous plasma background. Dust particles typically acquire a negative charge of several thousand elementary charges, and thus they interact with each other through their strong electrostatic repulsion [19].

Systems of particles moving in space of reduced dimensionality or submitted to an external confinement potential exhibit different behavior from their free-of-border counterparts [20]. The combined effect of interaction between the particles and the confinement potential plays a crucial role in their physical and chemical properties [21]. In Ref. [22], it was found that SFD depends on the inter-particle interaction and can even be suppressed if

the interaction is sufficiently strong, resulting in a slower subdiffusive behavior, where $\text{MSD} \propto t^\alpha$, with $\alpha < 0.5$.

In this paper, we will investigate the effects of confinement potential on the diffusive properties of a Q1D system of interacting particles. In the limiting case of very narrow (wide) channels, particle diffusion can be referred to SFD (2D regime) characterized by a subdiffusive (normal diffusive) long-time regime where the mean-squared displacement (MSD) $\propto t^{0.5}$ ($\propto t^{1.0}$). Recall that the MSD of a tagged hard-sphere particle in a one dimensional infinite system is characterized by two limiting diffusion behaviors: for time scales shorter than a certain crossover time $\tau_c = 1/D\rho^2$, where D is the diffusion coefficient and ρ is the particle concentration, the $\text{MSD} \propto t^{1.0}$ which is referred to as the normal diffusion regime [23]. For times larger than τ_c , the system exhibits a subdiffusive behavior, with $\text{MSD} \propto t^{0.5}$, which characterizes the single-file diffusion regime. Between these two regimes, there is a transient regime exhibiting a non-trivial functional form.

However, in case of a *finite* system of diffusing particles (e.g., a circular chain or a straight chain in the presence of periodic boundary conditions), the SFD regime (i.e., with $\text{MSD} \propto t^{0.5}$) does not hold for $t \rightarrow \infty$, unlike in an infinite system. Instead, for sufficiently long times, the SFD regime turns to the regime of *collective* diffusion, i.e., when the whole system diffuses as a single “particle” with a renormalized mass. This diffusive behavior has been revealed in experiments [17, 24] and theoretical studies [22, 25–28]. This collective diffusion regime is similar to the initial short-time diffusion regime and it is characterized by either $\text{MSD} \propto t^{1.0}$, for overdamped particles (see, e.g., [17, 22, 25]) or by $\text{MSD} \propto t^{2.0}$ (followed by the $\text{MSD} \propto t^{1.0}$), for underdamped systems [26, 28]. Correspondingly, the time interval where the SFD regime is observed becomes *finite* in finite size systems. It depends on the length of the chain of diffusing particles: the longer the chain the longer the SFD time interval. Therefore, in order to observe a clear power-law behavior (i.e., $\text{MSD} \propto t^\alpha$) one should consider sufficiently large systems.

Here we focus on this intermediate diffusion regime and we show that it can be characterized by $\text{MSD} \propto t^\alpha$, where $0.5 < \alpha < 1.0$, depending on the width (or the strength of the confinement potential) of the channel. We analyze the MSD for two different channel geometries: (i) a linear channel, and (ii) a circular channel. These two systems correspond to different experimental realizations of diffusion of charged particles in narrow channels [17, 29]. The latter one (i.e., a circular channel) has obvious advantages: (i) it allows a long-time observation of diffusion using a relatively short circuit, and (ii) it provides constant average particle density and absence of density gradients (which occur in, e.g., a linear channel due to the entry/exit of particles in/from the channel). Thus circular narrow channels were used in diffusion experiments with colloids [17] and metallic charged particles (balls) [24]. Furthermore, using different systems allows us to demonstrate that the results obtained in our study are

generic and do not depend on the specific experimental set-up.

This paper is organized as follows. In Sec. II, we introduce the model and numerical approach. In Sec. III diffusion in a system of interacting particles, confined to a straight hard-wall or parabolic channel, is studied as a function of the channel width or confinement strength. In Sec. IV, we discuss the possibility of experimental observation of the studied crossover from the SFD to 2D diffusive regime. For that purpose, we analyze diffusion in a realistic experimental set-up, i.e., diffusion of massive metallic balls embedded in a circular channel with parabolic confinement whose strength can be controlled by an applied electric field. The long-time limit is analyzed in Sec. V using a discrete site model. Finally, the conclusions are presented in Sec. VI.

II. MODEL SYSTEM AND NUMERICAL APPROACH

Our model system consists of N identical charged particles interacting through a repulsive pair potential $V_{int}(\vec{r}_{ij})$. In this study, we use a screened Coulomb potential (Yukawa potential), $V_{int} \propto \exp(-r/\lambda_D)/r$. In the transverse direction, the motion of the particles is restricted either by a hard-wall or by a parabolic confinement potential. Thus the total potential energy of the system can be written as:

$$H = \sum_{i=1}^N V_c(\vec{r}_i) + \sum_{i>j=1}^N V_{int}(\vec{r}_{ij}). \quad (2)$$

The first term in the right-hand side (r.h.s.) of Eq. (2) represents the confinement potential, where $V_c(\vec{r}_i)$ is given by:

$$V_c(\vec{r}_i) = \begin{cases} 0 & \text{for } |y_i| \leq R_w/2 \\ \infty & \text{for } |y_i| > R_w/2, \end{cases} \quad (3)$$

for the hard-wall confinement,

$$V_c(\vec{r}_i) = \frac{1}{2}m\omega_0^2 y_i^2, \quad (4)$$

for parabolic one-dimensional potential (in the y -direction), and by

$$V_c(\vec{r}_i) = \beta(r_0 - r_i)^2, \quad (5)$$

for parabolic circular confinement. Here R_w is the width of the channel (for the hard-wall potential), m is the mass of the particles, ω_0 is the strength of the parabolic 1D confining potential, r_0 is the coordinate of the minimum of the potential energy and r_i is the displacement of the i th particle from r_0 (for the parabolic circular potential). Note that in case of a circular channel, $r_0 = r_{ch}$, where r_{ch} is the radius of the channel.

The second term in the r.h.s. of Eq. (2) represents the interaction potential between the particles. For the screened Coulomb potential,

$$V_{int}(\vec{r}_{ij}) = \frac{q^2}{\epsilon} \frac{e^{-|\vec{r}_i - \vec{r}_j|/\lambda_D}}{|\vec{r}_i - \vec{r}_j|}, \quad (6)$$

where q is the charge of each particle, ϵ is the dielectric constant of the medium, $r_{ij} = |\vec{r}_i - \vec{r}_j|$ is the distance between i th and j th particles, and λ_D is the Debye screening length. Substituting (6) into Eq. (2), we obtain the potential energy of the system H_Y :

$$H_Y = \sum_{i=1}^N V_c(\vec{r}_i) + \frac{q^2}{\epsilon} \sum_{i>j=1}^N \frac{e^{-|\vec{r}_i - \vec{r}_j|/\lambda_D}}{|\vec{r}_i - \vec{r}_j|}. \quad (7)$$

In order to reveal important parameters which characterize the system, we rewrite the energy H_Y in a dimensionless (H'_Y) form by making use of the following variable transformations: $H_Y = (q^2/\epsilon a_0)H'_Y$, $r = r'a_0$, where a_0 is the mean inter-particle distance. The energy of the system then becomes

$$H'_Y = \sum_{i=1}^N V'_c(\vec{r}'_i) + \sum_{i>j=1}^N \frac{e^{-\kappa|\vec{r}'_i - \vec{r}'_j|}}{|\vec{r}'_i - \vec{r}'_j|}, \quad (8)$$

where $\kappa = a_0/\lambda_D$ is the screening parameter of the interaction potential. In our simulations in Sec. III, we use a typical value of $\kappa = 1.0$ for colloidal systems and $\lambda_D = 10^{-5}\text{m}$.

The hard-wall confinement potential is written as

$$V'_c(\vec{r}'_i) = \begin{cases} 0 & \text{for } |y'_i| \leq R'_w/2 \\ \infty & \text{for } |y'_i| > R'_w/2, \end{cases} \quad (9)$$

where R'_w is scaled by the inter-particle distance a_0 . We also introduce a dimensionless parameter

$$\chi = \frac{m(\omega_0 a_0)^2}{2k_B T}, \quad (10)$$

which is a measure of the strenght of the parabolic 1D confinement potential.

For colloidal particles moving in a nonmagnetic liquid, their motion is overdamped and thus the stochastic Langevin equations of motion can be reduced to those for Brownian particles [30]:

$$\frac{d\vec{r}_i}{dt} = \frac{D_i}{k_B T} \left[- \sum_{j \neq i} \vec{\nabla}_i V_{int}(\vec{r}_{ij}) + \vec{\nabla}_i V_c(\vec{r}_i) + \vec{F}_T^i(t) \right]. \quad (11)$$

Note, however, that in Sec. IV we will deal with massive metallic balls and therefore we will keep the inertial term in the Langevin equations of motion.

In Eq. (11), \vec{r}_i , D_i and m_i are the position, the self-diffusion coefficient (measured in m^2/s) and the mass (in

kg) of the i th particle, respectively, t is the time (in seconds), k_B is the Boltzmann constant, and T is the absolute temperature of the system. Finally, \vec{F}_T^i is a randomly fluctuating force, which obeys the following conditions: $\langle \vec{F}_T \rangle = 0$ and $\langle \vec{F}_T^i(t) \vec{F}_T^j(t') \rangle = 2\eta k_B T \delta_{ij} \delta(t - t')$, where η is the friction coefficient. Eq. (11) can be written in dimensionless as follows:

$$\frac{d\vec{r}'_i}{dt'} = D'_i \Gamma \left[- \sum_{j \neq i} \vec{\nabla}'_i V'_{int}(\vec{r}'_{ij}) + \vec{\nabla}'_i V'_{conf}(\vec{r}'_i) + \vec{F}'_T^i(t') \right], \quad (12)$$

where we use the following transformation $V_{int} = (q^2/\epsilon a_0)V'_{int}$, $D'_i = D_i/a_0^2$, and introduced a coupling parameter Γ , which is the ratio of the average potential energy to the average kinetic energy, $\Gamma = \langle V \rangle / \langle K \rangle$, such that $\Gamma = q^2/k_B T \epsilon a_0$. The time t' is expressed in seconds and distances are expressed in units of the interparticle distance a_0 . In what follows, we will abandon the prime ($'$) notation. We have used a first order finite difference method (Euler method) to integrate Eq. (12) numerically. In the case of a straight channel, periodic boundary conditions (PBC) were applied in the x -direction while in the y -direction the system is confined either by a hard-wall or by a parabolic potential. Also, we use a timestep $\Delta t = 0.001$ and the coupling parameter is set to $\Gamma = 10$. For a circular channel, we use polar coordinates (r, ϕ) and model a 2D narrow channel of radius r_{ch} with parabolic potential-energy profile across the channel, i.e., in the r -direction.

III. 1D VERSUS 2D DIFFUSION IN A STRAIGHT CHANNEL

A. Mean-square displacement (MSD) calculations

In order to characterize the diffusion of the system, we calculate the MSD as follows:

$$\langle \Delta x^2(t) \rangle = \left\langle \frac{1}{N} \sum_{i=1}^N [x_i(t + \Delta t) - x_i(t)]^2 \right\rangle_{\Delta t}, \quad (13)$$

where N is the total number of particles and $\langle \dots \rangle_{\Delta t}$ represents a time average over the time interval Δt . To keep the inter-particle distance approximately equal to unity, we defined the total number of particles N for a 1D and Q1D system as

$$N = \frac{L}{\sqrt{1 - R_w^2}}; \quad R_w < 1, \quad (14)$$

where L is the size of the simulation box (in dimensionless units) in the x -direction. In our simulations for a straight channel geometry, we typically used $N = 400 - 900$ particles. We study the system for two different types of confinement potential: (i) a parabolic 1D potential in

the y -direction, which can be tuned by the confinement strength χ and (ii) a hard-wall potential, where particles are confined by two parallel walls separated by a distance R_w . The results of calculations of the MSD as a function of time for different values of the confinement strength χ [Eq. (10)] and the width of the channel R_w are presented in Fig.1(a)-(c) and Fig.2(a)-(c), respectively.

Initially, in both cases (i.e., a parabolic and a hard-wall confinement potential), the system exhibits a short-time normal diffusion behavior, where $\text{MSD} \propto t^{1.0}$. This is the typical initial “free-particle” diffusion regime. After this initial regime, there is an intermediate subdiffusive regime (ITR). As discussed in Ref. [31], the ITR shows an apparent power-law behavior [32], where $0.5 < \alpha < 1.0$, and it was also found previously in different diffusion models [33, 34]. In the ITR, we found a SFD regime for either a channel with strong parabolic confinement [$\chi = 3.5$ (Fig. 1(a))] or a narrow hard-wall channel [$R_w = 0.20$ (Fig. 2(a))]. This is due to the fact that for large (small) values of χ (R_w), the confinement prevents particles from passing each other. The results for α in the ITR are shown as a function of χ and R_w in Fig. 1(d) and Fig. 2(d), respectively. As can be seen in Fig. 1(d) [Fig. 2(d)], α increases with decreasing χ [with increasing R_w] and thus the SFD condition turns out to be broken. The values of α presented in these figures correspond to the minimum of the effective time dependent exponent $\alpha(t)$. Following Ref. [35], $\alpha(t)$ is calculated using the “double logarithmic time derivative”

$$\alpha(t) = \frac{d \log \text{MSD}}{d \log t}, \quad (15)$$

and the results are shown in Fig. 3.

The different diffusive regimes, i.e. normal diffusion regime ($\alpha = 1.0$) and SFD ($\alpha = 0.5$), were also found recently in finite-size systems [26, 27] although the transition from SFD to normal diffusion was not analyzed. **The α -dependence on both the confinement parameters (i.e., $\alpha(\chi)$ and $\alpha(R_w)$) presents a different qualitative behavior, namely, the SFD regime is reached after a smoother crossover in the parabolic confinement case as compared to the hardwall case.** A similar smoother crossover is also found in the case of a circular channel with parabolic confinement in the radial direction. A more detailed discussion on these two different types of the behavior of α will be provided in Sec. IV.

B. “Long-time” behavior of the MSD curves and crossing events $C(t)$

For small values of the parabolic confinement (e.g., $\chi = 1.5$), the MSD curves present three different diffusive regimes: (i) a short-time normal diffusion regime, where $\text{MSD} \propto t^{1.0}$; (ii) a subdiffusive regime with $\text{MSD} \propto t^\alpha$, where $0.5 < \alpha < 1.0$ and (iii) a “long-time” diffusion regime, which is characterized by $\text{MSD} \propto t^{1.0}$.

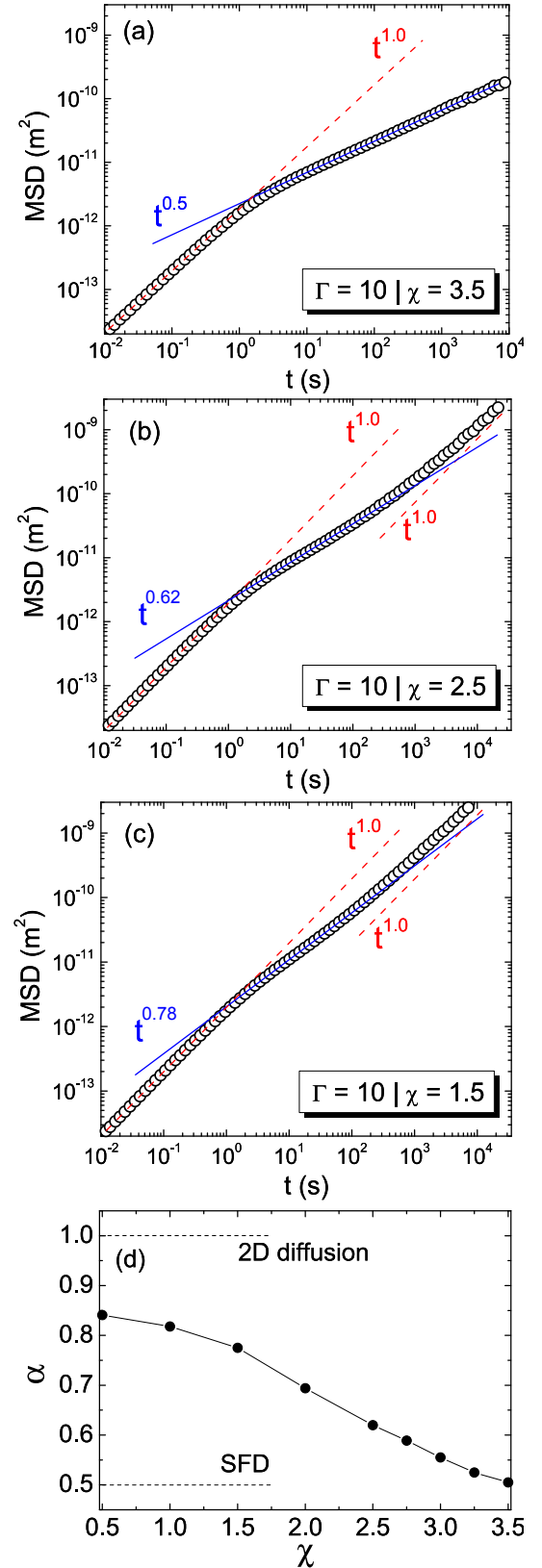


FIG. 1: (Color online) (a)-(c) Log-log plot of the mean-square displacement (MSD) as a function of time for different values of χ . Different diffusion regimes can be distinguished: normal diffusion regime ($\alpha = 1.0$) and intermediate subdiffusive regime (ITR, $\alpha < 1.0$). Note that for the case of $\chi = 1.5$, there is a normal diffusion regime (i.e. $\alpha = 1.0$) after the ITR. The dashed and solid lines in (a)-(c) are a guide to the eye. Panel (d) shows the dependence of the slope (α) of the MSD curves (in the ITR, characterized by an apparent power-law; $\text{MSD} \propto t^\alpha$) on the confinement strength χ .

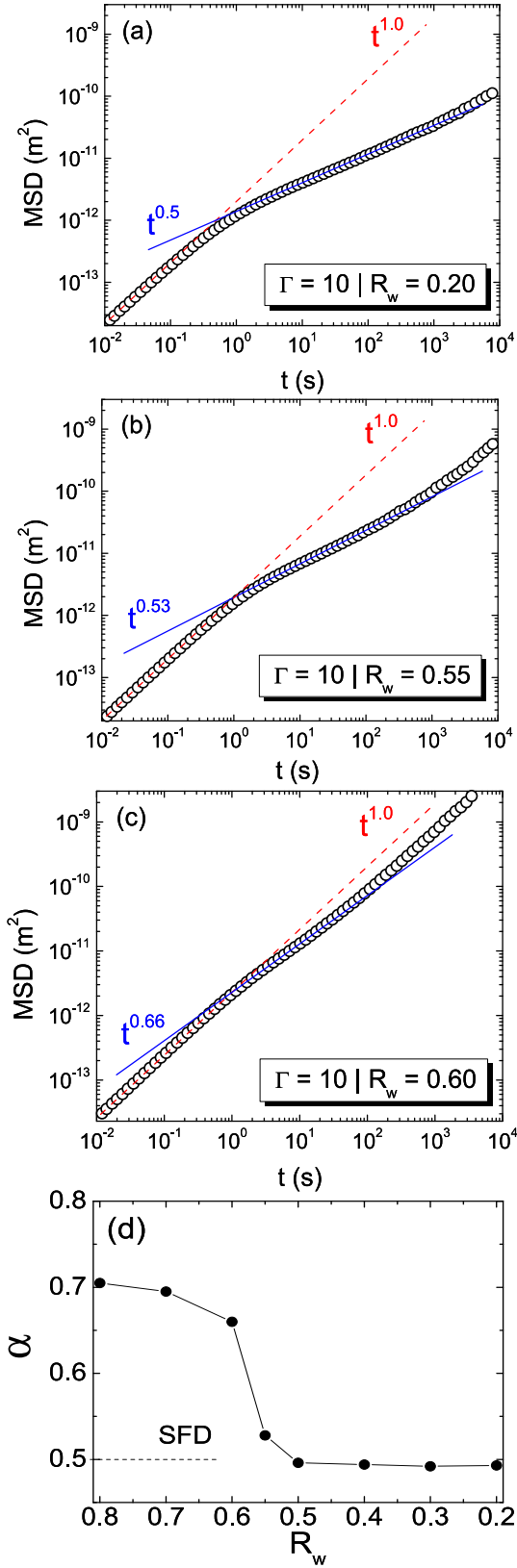


FIG. 2: (Color online) (a)-(c) Log-log plot of the mean-square displacement (MSD) as a function of time for different values of R_w . Different diffusion regimes can be distinguished: normal diffusion regime ($\alpha = 1.0$) and intermediate subdiffusive regime (ITR, $\alpha < 1.0$). Note that for the case of $R_w = 0.60$, there is a normal diffusion regime (i.e. $\alpha = 1.0$) after the ITR. The dashed and solid lines in (a)-(c) are a guide to the eye. Panel (d) shows the dependence of the slope (α) of the MSD curves (in the ITR, characterized by an apparent power-law; $\text{MSD} \propto t^\alpha$) on the confinement parameter R_w .

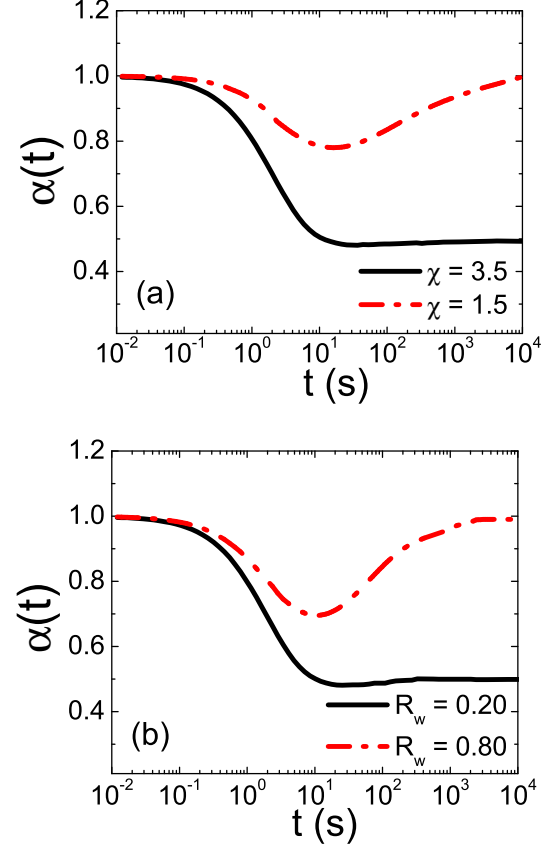


FIG. 3: (Color online) (a)-(b) Exponent α as a function of time, calculated from Eq. (15) for different values of χ and R_w , respectively.

Note that the “long-time” term used here is not to be confused with the long-time used for *infinite* systems, as discussed in the Introduction. However, for large values of the parabolic confinement (e.g., $\chi = 3.5$), we observe only two distinct diffusive regimes, namely: (i) a short-time normal diffusion regime ($\text{MSD} \propto t^{1.0}$) and (ii) a SFD regime (i.e., $\text{MSD} \propto t^{0.5}$).

One question that arises naturally is whether this normal diffusion regime (i.e., $\text{MSD} \propto t^{1.0}$ for “long-times”) is an effect of the *collective* motion of the system (center-of-mass motion) or an effect of the single-particle jumping process, since the confinement potential $\chi = 1.5$ allows particles to bypass. In order to answer this question, we calculate the number of crossing events $C(t)$ as a function of time and results are shown in Fig. 4(a). We found that for small values of the confinement potential (e.g., $\chi = 1.5$) the number of crossing events grows linearly in time, i.e., $C(t) \propto \omega_c t$, where ω_c is the rate of crossing events. On the other hand, a strong confinement potential (e.g., $\chi = 3.5$) prevents particles from bypassing, and thus $C(t) = 0$ during the whole simulation time.

Therefore, the “long-time” normal diffusive behavior (i.e., $\text{MSD} \propto t^{1.0}$ for “long-times”) found in our simula-

tions for the case where the SF (single-file) condition is broken (e.g., $\chi = 1.5$) is *not* due to a collective (center-of-mass) diffusion. Instead, this normal diffusive behaviour is due to a single-particle jumping process, which happens with a constant rate $\omega_c > 0$ for the case of small values of the confinement ($\chi = 1.5$) and $\omega_c = 0$ (for $\chi = 3.5$). The same analysis was done for the case of the hard-wall confinement potential, and the results are found to be the same as for the parabolic confinement.

Nevertheless, we point out that the collective diffusion does indeed exist, but our results from simulations do not allow us to observe this collective (center-of-mass) diffusion regime because of the large size of our chain of particles ($N = 400 - 900$). Simulations with $N = 80 - 100$, and excluding the possibility of mutual bypass (strong confinement potential), allowed us to observe that the MSD $\propto t^{1.0}$ regime is recovered in the “long-time” limit. In Sec. V, we will further discuss the long-time limit using a model of discrete sites.

To conclude, we calculate the rate of crossing events, ω_c , for different values of both the confinement potential parameters (i.e., χ and R_w) and results are shown in Fig. 4(b)–(c). We observe a similar qualitative behavior for both the parabolic and hardwall confinement potentials.

C. Distribution of particles along the y -direction

For the ideal 1D case, particles are located on a straight line. Increasing the width R_w of the confining channel will lead to a zig-zag transition [19, 36]. This zig-zag configuration can be seen as a distorted triangular configuration in this transition zone. Further increase of R_w brings the system into the 2D regime, where the normal diffusion behavior is recovered (see Fig. 5).

For the parabolic 1D confinement, we can see [Fig. 6(a)] that the distribution of particles $P(y)$ along the channel is symmetric along the axis $y = 0$. Also, for large values of χ (e.g., $\chi = 3.5$) particles are confined in the y -direction and thus can move only in the x -direction, forming a single-chain structure. As the confinement decreases ($\chi \rightarrow 0$), the distribution of particles $P(y)$ broadens resulting in the crossover from the SFD regime ($\chi = 3.5$) to the 2D normal diffusion regime ($\chi = 0.5$). Note that for small values of χ (e.g., $\chi = 0.5$), the system forms a two-chain structure (represented by two small peaks of $P(y)$ in Fig. 6(a)), thus allowing particles to pass each other.

IV. DIFFUSION IN A CIRCULAR CHANNEL

In the previous section, we analyzed the transition (crossover) from the SFD regime to 2D diffusion in narrow channels of increasing width. The analysis was performed for a straight channel with either hard-wall or parabolic confinement potential. However, in terms of

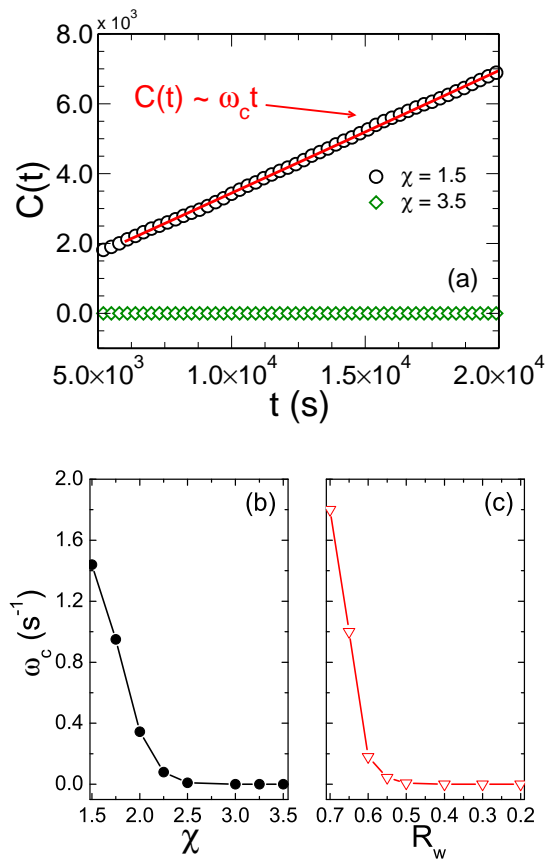


FIG. 4: (Color online) (a) Number of crossing events $C(t)$ as a function of time for $N = 400$ particles, for $\chi = 1.5$ (black open circles) and $\chi = 3.5$ (green open diamonds). The solid red line is a linear fit to $C(t)$. Panels (b) and (c) show ω_c for different values of confinement potential parameters (χ and R_w).




FIG. 5: For the hard-wall confinement case, we show typical trajectories of particles (i.e. 10^6 MD simulation steps) confined by the channel of width (a) $R_w = 0.20$, (b) $R_w = 0.60$ and (c) $R_w = 0.80$.

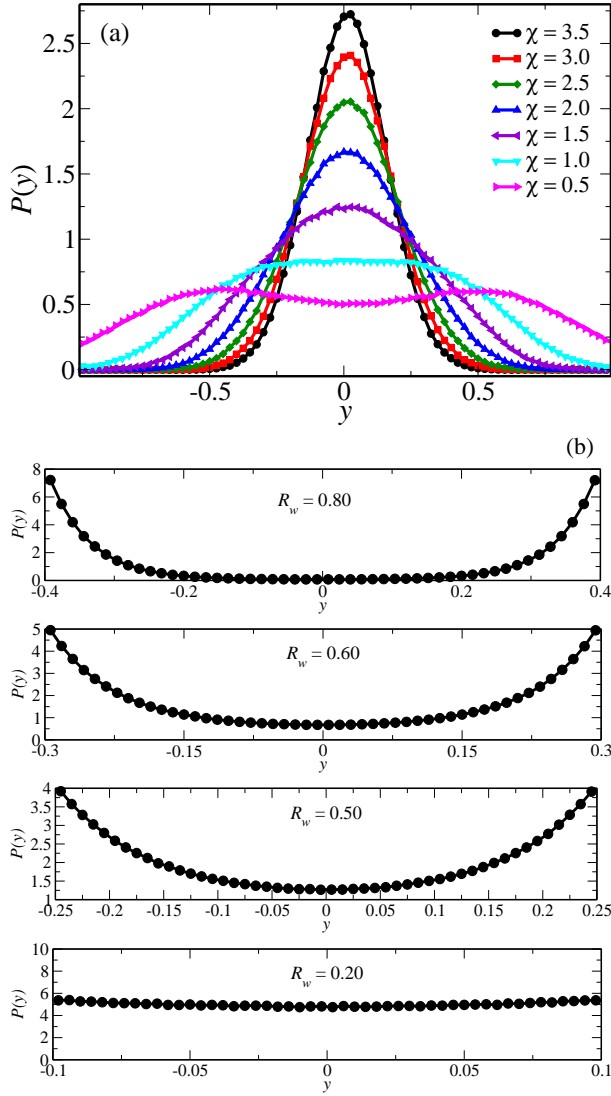


FIG. 6: (Color online) Probability distribution of the particle density $P(y)$ along the y -direction are shown for (a) different values of χ (parabolic 1D confinement) and (b) four different values of the width R_w of the channel (hard-wall confinement).

possible experimental verification of the studied effect, one faces an obvious limitation of this model: although easy in simulation, it is hard to experimentally fulfill the periodic boundary conditions at the ends of an *open* channel. Therefore, in order to avoid this difficulty, in SFD experiments [17, 24] circular channels were used.

In this section, we investigate the transition (crossover) from SFD to 2D-diffusion in a system of interacting particles diffusing in a channel of *circular* shape. In particular, we will study the influence of the strength of the confinement (i.e., the depth of the potential profile across the channel) on the diffusive behavior. Without loss of generality, we will adhere to the specific conditions and parameters of the experimental set-up used in Ref. [24].

An additional advantage of this model is that the motion of the system of charged metallic balls [24] is *not* over-damped, and we will solve the full Langevin equations of motion to study the diffusive behavior of the system.

We consider N particles, interacting through a Yukawa potential [Eq. (6)], which are embedded in a ring channel of radius r_{ch} . We define a parabolic confinement potential across the channel in the form (5) where parameter β is chosen as follows:

$$\beta = \frac{V_0}{\gamma r_0^2}, \quad V_0 = \frac{q^2}{\epsilon} \sum_{i \neq j} \frac{\exp \left[-2\kappa r_{ch} \sin \left(\frac{\phi_i - \phi_j}{2} \right) \right]}{2r_{ch} \sin \left(\frac{\phi_i - \phi_j}{2} \right)}, \quad (16)$$

when all the particles are equidistantly distributed along the bottom of the circular channel. It should be noted that in this case, V_0 is approximately equal to V_{gs} due to the weak Yukawa interaction, which slightly shifts the particles away from the bottom of the channel. Such a choice of V_0 is related to the fact that we study the influence of the confinement on the diffusion and, therefore, the potential energy of the particles must be of the order of the inter-particle interaction energy. Parameter r_0 characterizes the distance where the external potential reaches the value V_0/γ , and V_{gs} is the energy of the ground state of the system of N particles as defined by Eq. (7). Parameter γ plays the role of a control parameter. By changing γ we can manipulate the strength of the confinement and, therefore, control the fulfillment of the single-file condition. Increase in γ corresponds to a decrease in the depth of the confinement (5) which leads to the expansion of the area of radial localization of particles. Therefore, an increase of γ results in a similar effect (i.e., spatial delocalization of particles) as an increase of temperature, i.e., parameter γ can be considered as an “effective temperature”. Note that such a choice of the parameter that controls the confinement strength is rather realistic. In the experiment of Ref. [24] with metallic balls, the parabolic confinement was created by an external electric field, and the depth of the potential was controlled by tuning the strength of the field.

To study diffusion of charged metallic balls, we solve the Langevin equation of motion in the general form (i.e., with the inertial term $\propto m$),

$$m \frac{d^2 \vec{r}_i}{dt^2} = -\eta \frac{d\vec{r}_i}{dt} - \sum_{j, i \neq j} \vec{\nabla} V_{int}(\vec{r}_{ij}) + \vec{\nabla} V_c(\vec{r}_i) + \vec{F}_T^i, \quad (17)$$

where $m = 2.5 \times 10^{-6}$ kg is the mass of a particle, η is the friction coefficient (inverse to the mobility). Here all the parameters of the system were chosen following the experiment [24], and $\lambda_D = 4.8 \times 10^{-4}$ m, $\Gamma = 1$ (which is a typical experimental value, see, e.g., also [17]). Correspondingly, mass is measured in kg, length in m, and time in seconds.

Fig. 7 shows the results of calculations of the trajectories of diffusing particles for the first 10^6 MD steps for

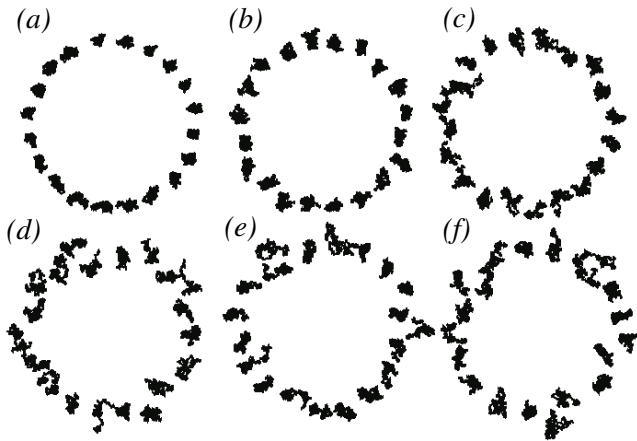


FIG. 7: Trajectories of diffusing particles for 10^6 consequent time steps for different values of γ . $\gamma=1$ (a), 2 (b), 3 (c), 5 (d), 7 (e), 9 (f).

various values of the parameter γ . As can be seen from the presented snapshots, the radial localization of particles weakens with increasing γ . At a certain value of γ this leads to the breakdown of the single-file behavior (Figs. 7(c)-(f)).

A. Breakdown of SFD

It is convenient to introduce the distribution of the probability density of particles in the channel P_{rad} along the radial direction r . In order to calculate the function $P_{\text{rad}}(r)$ we divided the circular channel in a number of coaxial thin rings. The ratio of the number of observations of particles in a sector of radius r_i to the total number of observations during the simulation is defined as the probability density $P_{\text{rad}}(r_i)$. In Fig. 8, the probability density $P_{\text{rad}}(r)$ is presented for different values of γ . With increasing γ , the distribution of the probability density $P_{\text{rad}}(r)$ broaden and the maximum of the function $P_{\text{rad}}(r)$ shifts away from the center of the channel (see Fig. 8). The latter is explained by the softening of the localization of particles with increasing γ , which tend to occupy an area with a larger radius due to the repulsive inter-particle interaction. Simultaneously, the distribution of the probability density $P_{\text{rad}}(r)$ acquires an additional bump indicating the nucleation of a two-channel particle distribution [37]. The observed broadening and deformation of the function $P_{\text{rad}}(r)$ is indicative of a gradual increase of the probability of mutual bypass of particles (i.e., the violation of the SF (single-file) condition, also called the “overtake probability” [38]) with increasing γ .

Let us now discuss a qualitative criterion for the breakdown of SFD, i.e., when the *majority* of particles leave the SFD mode. For this purpose, let us consider a particle in the potential created by its close neighbor (which

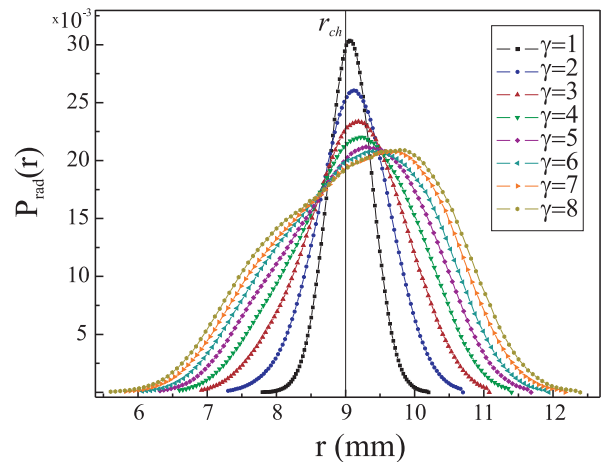


FIG. 8: (Color online) The distribution of the probability density of particles in a circular channel $P_{\text{rad}}(r)$ along the radial direction r . The different curves correspond to various γ . Increasing γ the width of the distribution $P_{\text{rad}}(r)$ increases due to a weakening of the confinement.

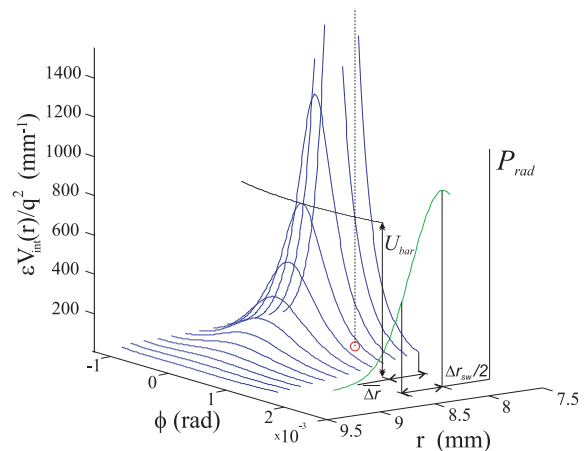


FIG. 9: (Color online) Spatial distribution of the potential $V_{\text{int}}(r, \phi)$ created by a particle (red (grey) circle) and the qualitative distribution of the probability density of particles in circular channel $P_{\text{rad}}(r)$ (green (light grey) line) along the radial direction r . The function Δr determines an approximate radial distance between particles when the potential barrier U_{bar} becomes “permeable” for given temperature T . The function Δr_{sw} characterizes a width of the distribution $P_{\text{rad}}(r)$ at this temperature T .

is justified in case of short-range Yukawa interparticle interaction and low density of particles in a channel) shown in Fig. 9. Different lines show the interparticle potential V_{int} as a function of angle ϕ for different radii r . For small values of γ , the center of the distribution $P_{\text{rad}}(r)$ (see Fig. 7) almost coincides with the center of the channel (i.e., with the minimum of the confinement potential profile) and the distribution $P_{\text{rad}}(r)$ is narrow. Therefore, mutual passage of particles is impossible, i.e., the

SF condition is fulfilled. The asymmetric broadening of the function $P_{\text{rad}}(r)$ with increasing γ results in an increasing probability of mutual bypass of particles which have to overcome a barrier U_{bar} (see Fig. 9). This becomes possible when $U_{\text{bar}} \lesssim k_B T$. In other words, the thermal energy $k_B T$ determines some minimal width $\overline{\Delta r}$ between adjacent particles when the breakdown of the SF condition becomes possible.

It is clear that “massive” violation of the SF condition (i.e., when the majority of particles bypass each other) occurs when the halfwidth Δr_{sw} of the distribution of the probability density $P_{\text{rad}}(r)$ obeys the condition:

$$\Delta r_{\text{sw}} \gtrsim \overline{\Delta r}. \quad (18)$$

The function Δr_{sw} is defined by the ratio of the thermal energy $k_B T$ to the external potential $U_{\text{conf}}(r)$ and is of the same order as $\overline{\Delta r}$:

$$\frac{V_0}{\gamma r_0^2} \cdot (\overline{\Delta r}/2)^2 \approx k_B T. \quad (19)$$

Therefore the criterion (18) can be presented in the form:

$$\Delta r_{\text{sw}} \approx \overline{\Delta r} \gtrsim \overline{\Delta r}. \quad (20)$$

This qualitative analysis of the breakdown of the SFD regime clarifies the role of the width and the shape of the distribution of the probability density influenced by the asymmetry of the circular channel.

B. Diffusion regimes

The MSD $\langle \Delta \phi^2(t) \rangle$ is calculated as a function of time t as:

$$\langle \Delta \phi^2(t) \rangle = \left\langle \frac{1}{N_{\text{par}} N_{\text{ens}}} \sum_{i,j} [\Delta \phi_{ij}(\tau + t) - \Delta \phi_{ij}(t)]^2 \right\rangle_t, \quad (21)$$

where N_{par} is the total number of particles of an ensemble and N_{ens} is the total number of ensembles. In our calculations, the number of ensembles was chosen 100 for a system consisting of 20 particles.

The time dependence of the MSD for different values of γ is shown in Fig. 10(a)–(c). Initially the system exhibits normal diffusion, where the MSD $\propto t^{1.0}$. This regime is followed by an intermediate subdiffusive regime, where the MSD $\propto t^\alpha$ ($0.5 < \alpha < 1.0$). For longer times, the system recovers “long-time” normal diffusion (see discussions in Sec. IIIB), with MSD $\propto t^{1.0}$. As in the case of straight channel geometry, this second crossover (i.e., from intermediate subdiffusion to “long-time” normal diffusion) can also be due to two other reasons: (i) due to a collective (center-of-mass) diffusion or (ii) due to a single-particle jumping process. However, for the simulations in the case of a circular geometry, the number of particles is relatively small (taking the fact that this is a finite-size system), and therefore, the crossover from

sublinear to linear regime is due to a collective (center-of-mass) diffusion. We further address this issue in Sec. V, where we consider a discrete site model and we exclude the center-of-mass motion.

Fig. 10(d) shows α as a function of γ . The function $\alpha(\gamma)$ experiences a monotonic gradual crossover from the $\alpha = 0.5$ to a $\alpha \lesssim 1$ -regime. Note that the observed deviation from the normal diffusion behavior for large γ (Fig. 10) is related to the presence of, though weak but nonzero, external confinement in the radial direction. This change of the diffusive behavior is explained by a weakening of the average radial localization of particles with increase of γ (Fig. 8) and, as a consequence, by an increase of the probability of mutual bypass of particles.

The observed crossover between the 1D single-file and 2D diffusive regimes, i.e., $\alpha(\gamma)$ -dependence, shows a significant different qualitative behavior as compared to the case of a hard-wall confinement potential considered in Sec. III, where a rather sharp transition between the two regimes was found [Fig. 2(d)]. The different behavior is due to the different confinement profiles and can be understood from the analysis of the distribution of the probability density of particles for these two cases. In the case of a hard-wall channel, the uncompensated (i.e., by the confinement) interparticle repulsion leads to a higher particle density near the boundaries rather than near the center of the channel (see Fig. 5 and Fig. 6(b)). As a consequence, the breakdown of the SF condition — with increasing width of the channel — happens simultaneously for *many* particles in the vicinity of the boundary resulting in a sharp transition (see Fig. 2(d)). On the contrary, in the case of parabolic confinement, the density distribution function has a maximum — sharp or broad, depending on the confinement strength — near the center of the channel (see Figs. 6(a) and 6). With increasing the “width” of the channel (i.e., weakening its strength), only a small *fraction* of particles undergoes the breakdown of the SF condition. This fraction gradually increases with decreasing strength of the confinement, therefore resulting in a smooth crossover between the two diffusion regimes.

V. DISCRETE SITE MODEL: THE LONG-TIME LIMIT

The calculated MSD for different geometries and confinement potentials allowed us to explain the evolution of the subdiffusive regime with varying width of the channel (or potential strength in case of a parabolic potential). However, the obtained results are only valid for the intermediate regime and therefore they only describe the “onset” of the long-time behavior. The problem of accessing the long-time behavior in a finite chain is related to the fact that sooner or later (i.e., depending on the chain length) the interacting system will evolve into a collective, or “single-particle”, diffusion mode which is characterized by $\alpha = 1.0$. Thus the question is whether

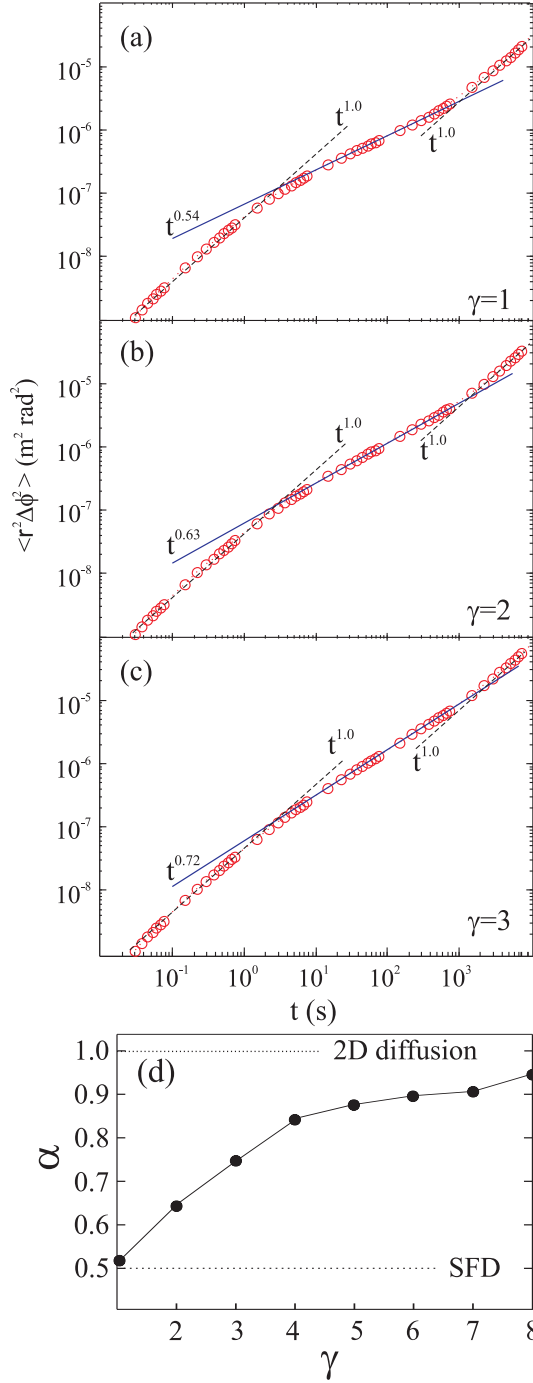


FIG. 10: (Color online) (a)–(c): Log-log plot of the mean-squared displacement (MSD) as a function of time for different values of the “effective” temperature γ = (a) 1, (b) 2, and (c) 3. Here ($N_{\text{ens}} = 100$, $N_{\text{par}} = 20$). (d) The diffusion exponent α as a function of γ . Increase of the “effective” temperature γ leads to the gradual transformation of the single-file regime of diffusion into the diffusion regime of free particles.

the observed behavior holds for the long-time limit, i.e., is the transition from $t^{0.5}$ to $t^{1.0}$ behavior smooth?

To answer this question, we considered a simple model, i.e., a linear discrete chain of fixed sites filled with either particles or “holes” (i.e., sites not occupied by particles) (for details, see Ref. [33]; this model was also recently used in Ref. [39]). The particles can move along the chain only due to the exchange with adjacent vacancies (i.e., with holes). Within this model, the long-time diffusion behavior was described *analytically* for an infinite linear chain as well as for a finite cyclic chain [33]. In particular, this model predicts that: (i) If the chain is infinite then the long-time power law of the diffusion curve α is 0.5 (i.e., $\text{MSD} \propto t^{0.5}$); (ii) If the chain is finite then the subdiffusive regime with $\alpha = 0.5$ is followed by either $\alpha = 1.0$ regime (if the cyclic boundary condition is realized), or by $\alpha = 0$ regime, i.e., the regime of saturation (if no cyclic boundary condition is imposed [13]). The latter regime is reached for times longer than the “diffusion time” of a “hole” along the whole chain t_{chain} .

Let us now apply this model to a finite-size chain of particles. For this purpose, we assume that adjacent particles are able to exchange their positions with some probability P at every time step. For example, probability $P = 0.1$ means that a couple of any adjacent particles certainly exchange their positions once for every 10 time steps.

The results of our calculations of the MSD performed using this model are presented in Fig. 11(a). We used the following parameters: the chain length is $N_s = 150$ sites and $N_h = 1$ hole. Averaging was done over 1000 ensembles. The calculation was performed for the following values of the probability: $P = 0, 10^{-5}, 10^{-4}, 10^{-3}, 0.01, 0.1$, and 1.

We see in Fig. 11(a) clearly the above-mentioned two diffusion regimes, i.e., with the $\text{MSD} \propto t^{0.5}$ and $\propto t^{1.0}$. The characteristic time t_{chain} shifts towards lower values with increasing P . However this analysis (Fig. 11(a)) does not allow to distinguish the contributions to the long-time behavior ($\propto t^{1.0}$) due to: (i) the breakdown of single-file condition (i.e., diffusion due to particle exchanges), and (ii) the “collective” diffusion (chain “rotation”).

To overcome this difficulty, we exclude the “collective” diffusion of the system and introduce a modified MSD_{corr} (which is so-called “roughness” of the system of particles, as discussed in Ref. [27]) as follows:

$$\text{MSD}_{\text{corr}} = \langle \Delta x^2 \rangle = \langle (x - \bar{x})^2 \rangle,$$

where $\langle \dots \rangle$ is the average over time; \bar{x} is the average of an ensemble of particles at a given time, or “collective” coordinate. It should be noted that $\langle x \rangle \neq \bar{x}$. If the system does not experience “collective” diffusion then $\bar{x}(t) = 0$ and the modified MSD coincides with the conventional one:

$$\text{MSD}_{\text{corr}} = \langle \Delta x^2 \rangle = \langle x^2 \rangle = \text{MSD}.$$

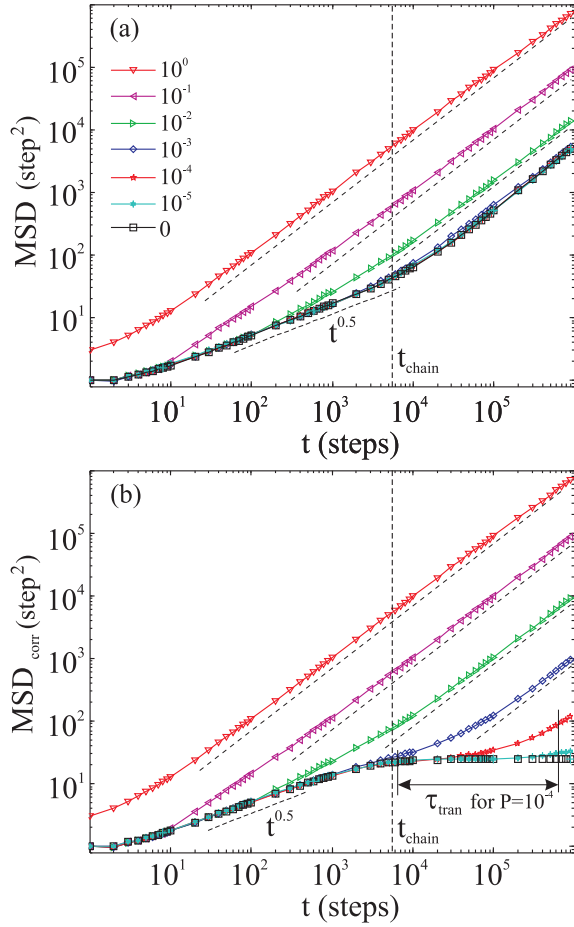


FIG. 11: (Color online) Log-log plot of the MSD (a) and corrected MSD_{corr} (b) as a function of time for different values of the probability P of bypassing. Averaging was done over $N_{\text{sim}} = 1000$ ensembles.

The diffusion curves calculated by using the modified MSD are presented in Fig. 11(b). For $P = 0$, the diffusion curve (shown by black open squares) after the subdiffusive regime reaches saturation (i.e., $\text{MSD}_{\text{corr}} = \text{const}$). The observed behavior is similar to that of a finite linear chain with fixed ends (see Ref. [13]). For $P \neq 0$, all the diffusion curves in the long-time limit are characterized by $\alpha = 1.0$, independent of the value of the probability P , as seen in Fig. 11(b). In other words, the long-time diffusion does *not* depend on the probability of mutual exchanges of particles and has the same long-time behavior for *any* probability $P \neq 0$. Here we would like to emphasize again that the long-time behavior of the diffusion curves is free from the “collective” diffusion effect and is only determined by particle jump diffusion. Increasing a number of sites in the model corresponds, in fact, approaching to the model of infinite chain. We have found that the increasing a number of sites leads to growth of the MSD_{corr} limit of saturation, on the one hand, and to a shift of t_{chain} to larger t , on the other hand. Hence, extrapolating our results to the case of in-

finite chain, we can conclude that in this case as well as in the case of finite-size chain, the breakdown of single-file condition leads to an abrupt transition from subdiffusive to the normal diffusion regime.

The difference in the diffusive curves is just the time τ_{tran} from subdiffusive regime to the normal regime: for low P it (τ_{tran}) is long enough while for high P it (τ_{tran}) is short. It is easy to see that $\tau_{\text{tran}} \sim 1/P(\%)$. Thus, we can conclude that in the long-time limit the transition from $t^{0.5}$ to $t^{1.0}$ behavior is *abrupt*. Note that our calculations performed using the modified MSD_{corr} reproduce the results of Ref. [13] for a closed “box”. This is explained by the fact that in the closed “box” geometry the center of mass (or collective) diffusion is zero, and it is natural that the roughness (see Ref. [27]) and the particles diffusion coincide.

VI. CONCLUSION

We have studied a monodisperse system of interacting particles subject to three types of confinement potentials: (i) a 1D hardwall potential, (ii) a 1D parabolic confinement potential which both characterize a *quasi*-1D system, and (iii) a circular confining potential, which models a finite size system. In order to study the diffusive properties of the system, we have calculated the mean-squared displacement (MSD) numerically through molecular dynamics (MD) simulations. For the case where particles diffuse in a straight line in a Q1D channel, different diffusion regimes were found for different values of the parameters of the confining potential (χ or R_w). We have found that the normal diffusion is suppressed if the channel width R_w is between 0.20 and 0.50 (or by $2.0 < \chi < 3.5$, for the case of parabolic 1D confinement), leading the system to a SFD regime for intermediate time scales. For values of $R_w \geq 0.56$, particles will be able to cross each other and the SFD regime will be no longer present.

The case of a circular channel corresponds to, e.g., the set-up used in experiments with sub-millimetric metallic massive balls diffusing in a ring with a parabolic potential profile created by an external electric field. The strength of the potential (which determines the effective “width” of the channel) can be tuned by the field strength. Contrary to the case of hard-wall confinement, where the transition is sharp, a smooth crossover between the 1D single-file and the 2D diffusive regimes was observed. This behavior is explained by different profiles for the distribution of the particle density for the hard-wall and parabolic confinement profiles. In the former case, the particle density reaches its maximum near the boundaries of the channel resulting in a massive breakdown of the SF condition and thus in a sharp transition between the different diffusive regimes. In the latter case, on the contrary, the density distribution function has a maximum near the center which broadens with decreasing strength of the confinement. This results in a smooth

crossover between the two diffusion regimes, i.e., SFD and 2D regime. We also addressed the case of a finite discrete chain of diffusing particles. It was shown that in this case the breakdown of the single-file condition (i.e., when the probability P of particles bypassing each other is non-zero) leads to an abrupt transition from a subdiffusive regime to the normal diffusion regime.

Acknowledgments

This work was supported by CNPq, FUNCAP (Pronex grant), the “Odysseus” program of the Flemish Govern-

ment, the Flemish Science Foundation (FWO-VI), the bilateral program between Flanders and Brazil, and the collaborative program CNPq - FWO-VI. We also thank the referees for fruitful comments.

-
- [1] C. Cottin-Bizonne, J.-L. Barrat, L. Bocquet, and E. Charlaix, *Nature Mater.* **2** **237** (2003).
 - [2] L. A. Hodgkin and D. R. Keynes, *J. Physiol.* **128**, 61 (1955).
 - [3] Jörg Kärger, *Phys. Rev. A* **45**, 4173 (1992).
 - [4] F. Martin, R. Walczak, A. Boiarski, M. Cohen, T. West, C. Cosentino, J. Shapiro, and M. Ferrari, *J. Control. Release* **102**, 123 (2005).
 - [5] T. E. Harris, *J. Appl. Probab.* **2**, 323 (1965).
 - [6] P. Barrozo, A. A. Moreira, J. A. Aguiar, and J. S. Andrade Jr., *Phys. Rev. B* **80**, 104513 (2009).
 - [7] G. Hummer, J. C. Rasaiah, and J. P. Noworyta, *Nature (London)* **414**, 188 (2001).
 - [8] M. W. Meier and H. D. Olsen (Editors), *Atlas of Zeolite Structure Types* (Butterworths-Heinemann, London 1992).
 - [9] T. Halpin-Healy and Y. C. Zhang, *Phys. Rep.* **254**, 215 (1995).
 - [10] L. J. Lebowitz and K. J. Percus, *Phys. Rev. E* **155**, 122 (1967).
 - [11] D. G. Levitt, *Phys. Rev. A* **8**, 3050 (1973).
 - [12] P. M. Richards, *Phys. Rev. B* **16**, 1393 (1977).
 - [13] L. Lizana and T. Ambjörnsson, *Phys. Rev. E* **80**, 051103 (2009).
 - [14] V. N. Kharkyanen and Semen O. Yesylevskyy, *Phys. Rev. E* **80**, 031118 (2009).
 - [15] E. Barkai and R. Silbey, *Phys. Rev. Lett.* **102**, 050602 (2009).
 - [16] A. M. Alsayed, M. F. Islam, J. Zhang, P. J. Collings, and A. D. Yodh, *Science* **309**, 1207 (2005).
 - [17] H.-Q. Wei, C. Bechinger, and P. Leiderer, *Science* **287**, 625 (2000).
 - [18] C. Lutz, M. Kollmann, and C. Bechinger, *Phys. Rev. Lett.* **93**, 026001 (2004).
 - [19] G. Piacente, F. M. Peeters, and J. J. Betouras, *Phys. Rev. E* **70**, 036406 (2004).
 - [20] W. P. Ferreira, J. C. N. Carvalho, P. W. S. Oliveira, G. A. Farias, and F. M. Peeters, *Phys. Rev. B* **77**, 014112 (2008).
 - [21] W. Yang, K. Nelissen, M. Kong, Z. Zeng, and F. M. Peeters, *Phys. Rev. E* **79**, 041406 (2009).
 - [22] K. Nelissen, V. R. Misko, and F. M. Peeters, *Europhys. Lett.* **80**, 56004 (2007).
 - [23] For underdamped systems, the initial fast growth of the MSD (i.e., ballistic regime) is characterized by $\alpha = 2$.
 - [24] G. Coupier, M. SaintJean, and C. Guthmann, *Phys. Rev. E* **73**, 031112 (2006).
 - [25] H. L. Tepper, J. P. Hoogenboom, N. F. A. van der Vegt, and W. J. Briels, *J. Chem. Phys.* **110**, 11511 (1999).
 - [26] J. B. Delfau, C. Coste, and M. Saint-Jean, *Phys. Rev. E* **84**, 011101 (2011).
 - [27] P. M. Centres and S. Bustingorry, *Phys. Rev. E* **81**, 061101 (2010).
 - [28] D. V. Tkachenko, V. R. Misko, and F. M. Peeters, *Phys. Rev. E* **82**, 051102 (2010).
 - [29] B. Lin, M. Meron, B. Cui, S. A. Rice, and H. Diamant, *Phys. Rev. Lett.* **94**, 216001 (2005).
 - [30] D. L. Ermak and J. A. McCammon, *J. Chem. Phys.* **69**, 1352 (1978).
 - [31] R. Kutner, H. van Beijeren, and K. W. Kehr, *Phys. Rev. B* **30**, 4382 (1984).
 - [32] This apparent power-law behavior is characterized by $\text{MSD} \propto t^\alpha$, and it is an intermediate phenomena due to the interplay between the crossover from the $\text{MSD} \propto t^{0.5}$ regime to the $\text{MSD} \propto t^{1.0}$ regime. For details, see Ref. [31].
 - [33] H. van Beijeren, K. W. Kehr, and R. Kutner, *Phys. Rev. B* **28**, 5711 (1983).
 - [34] B. J. Alder and W. E. Alley, *J. Stat. Phys.* **19**, 341 (1978).
 - [35] Y.-L. Chou, M. Pleimling, and R. K. P. Zia, *Phys. Rev. E* **80**, 061602 (2009).
 - [36] G. Piacente, G. Q. Hai, and F. M. Peeters, *Phys. Rev. B* **81**, 024108 (2010).
 - [37] Note that this is not a zig-zag transition: the function $P_{\text{rad}}(r)$ still has a single maximum which is shifted from the center of the channel.
 - [38] T. Ambjörnsson and R. J. Silbey, *J. Chem. Phys.* **129**, 165103 (2008).
 - [39] S. Savel'ev, F. Marchesoni, A. Taloni, and F. Nori, *Phys. Rev. E* **74**, 021119 (2006).