

Ising ferromagnet in presence of propagating magnetic field wave: Dynamic phase transition

Muktish Acharyya

*Department of Physics, Presidency College
86/1 College Street, Calcutta-700073, India
E-mail: muktish.acharyya@gmail.com*

The two dimensional ferromagnetic Ising model in presence of a propagating (with well defined frequency and wavelength) magnetic field wave is studied by Monte Carlo simulation. *This study differs from all of the earlier studies done so far, where the oscillating magnetic field was considered to be uniform in space.* The time average magnetisation over a full cycle (the time period) of the propagating magnetic field acts as the dynamic order parameter. The dynamical phase transition is observed. The temperature variation of the dynamic order parameter, the mean square deviation of the dynamic order parameter, the dynamic specific heat and the derivative of the dynamic order parameter are studied. The mean square deviation of the dynamic order parameter, dynamic specific heat show sharp maxima near the transition point. The derivative of dynamic order parameter shows sharp minimum near the transition point. The transition temperature is found to depend also on the speed of propagation of the magnetic field wave.

Keywords: Ising model, Monte Carlo simulation, Dynamic transition, Propagating wave
PACS Nos. 05.50+q, 75.78.-n, 75.10.Hk, 42.15.Dp

1 Introduction:

The nonequilibrium response of Ising ferromagnet in the presence of time varying magnetic field is widely studied [1]. Among all these dynamical responses, the nonequilibrium dynamical phase transition is an important phenomenon[1] and became an interesting field of research recently. These dynamic phase transition has few similarities with that observed in the case of equilibrium thermodynamic phase transition. The effort in studying the invariance of time scale (i.e., critical slowing down) [2], the divergence of specific heat [2], divergence of critical fluctuations in energy [3], divergence of length scale near the transition point [4], the order of the transition [5] established the dynamic transition as an interesting nonequilibrium phase transition. These dynamic transition is very closely related to the hysteretic loss[6] and the stochastic resonance[7].

The dynamic phase transition is also observed[8, 9, 10, 11] in other ferromagnetic models. Recently, the multiple dynamic transitions is observed[12, 13] in anisotropic Heisenberg model. These studies are reviewed[14] recently.

However, all these studies, done so far for the dynamic phase transition are made with time varying magnetic field which was uniform over the space. No attempt has been made to study the dynamic phase transition with magnetic field depending on both space and time. In this article, the dynamic phase transition is studied, by Monte Carlo simulation[15], in Ising ferromagnet in the presence of a propagating magnetic field wave.

This article is organised as follows: the next section is devoted to describe the model and the Monte Carlo simulation method. The simulation results are reported in section -3 and the article ends with a summary in section -4.

2 Model and Simulation:

The Hamiltonian, of an Ising model (with ferromagnetic nearest neighbor interaction) defined in two dimensions in the presence of a propagating magnetic field wave, can be represented as

$$H = -J \sum_{\langle ij \rangle} s_i s_j - \sum_i h(\vec{r}, t) s_i. \quad (1)$$

Here, $s_i (= \pm 1)$ is the Ising spin variable, $J > 0$ is the ferromagnetic interaction strength and $h(\vec{r}, t)$ is the value of the propagating magnetic field wave at any time t and at position \vec{r} .

$$h(\vec{r}, t) = h_0 \cos(\omega t - Ky) \quad (2)$$

where h_0 is the amplitude and $\omega (= 2\pi f)$ is the angular frequency of the oscillating field and $K (= 2\pi/\lambda)$ is the wave vector. Here, f is the frequency and λ is the wavelength (measured in the unit of lattice spacing) of the propagating magnetic field wave. Here, the direction of propagation of the magnetic field wave is taken along the y direction only. *It may be noted here, that all earlier studies of the dynamical phase transitions are*

done with oscillating (in time) but uniform (over the space) magnetic field. The boundary condition is taken periodic in all directions. This completes the description of the model.

In the simulation, the system is cooled from a high temperature. The initial condition is that randomly 50% of all spins are up (+1). Physically, this corresponds the high temperature equilibrium configuration of spins. At any finite temperature T , the dynamics of this system has been studied here by Monte Carlo simulation using Metropolis single spin-flip rate [15]. The transition rate is specified as

$$W(s_i \rightarrow -s_i) = \text{Min} [1, \exp(-\Delta H/k_B T)] \quad (3)$$

where ΔH is the change in energy due to spin flip ($s_i \rightarrow -s_i$) and k_B is the Boltzmann constant. Any lattice site is chosen randomly and the spin variable (s_i^z) is updated according to the Metropolis spin flip probability. L^2 such updates constitute the unit (Monte Carlo step per spin or MCSS) of time here. The instantaneous magnetization (per site), $m(t) = (1/L^2) \sum_i s_i^z$ has been calculated. The time averaged (over the complete cycle of the oscillating magnetic field) magnetization $Q = \frac{1}{\tau} \oint m(t) dt$ defines the dynamic order parameter[1]. The frequency is $f = 0.001$ (kept fixed throughout the study). So, one complete cycle of the oscillating field takes 1000 MCSS (time period $\tau = 1000$ MCSS). A time series of magnetization $m(t)$ has been generated up to 2×10^5 MCSS. This time series contains 2×10^2 (since $\tau = 1000$ MCSS) number of cycles of the oscillating field. Here, first 10^2 numbers of transient values are discarded. The dynamic order parameter Q has been calculated over 10^2 values. So, the statistics (distribution of Q) is based on $N_s = 10^2$ different values of Q . The mean square deviation (i.e., $\delta Q^2 = \langle Q^2 \rangle - \langle Q \rangle^2$) of Q is also calculated. The time average dynamic energy is defined as

$$E = \frac{1}{\tau} \oint H dt. \quad (4)$$

The dynamic specific heat ($C = \frac{dE}{dT}$) is also calculated. The temperature variations of all these (above mentioned) quantities are studied.

Here, the temperature T is measures in the unit of J/k_B , the field amplitude h_0 and energy E are measured in the unit of J .

3 Results:

The temperature variation of the dynamic order parameter is studied. This is shown in Fig-1. For the fixed values of the amplitude, frequency and the wavelength of the propagating magnetic field wave, it is observed that below a certain temperature the dynamic ordering develops and vanishes above it. Keeping the values of frequency and the wavelength, of the propagating magnetic field wave, fixed, if the amplitude of the field increases the dynamic phase transition occurs at lower temperature. For comparison, a similar studies are done for nonpropagating (sinusoidally oscillating in time but uniform over the space) magnetic field with same frequency. This clearly indicates that

the dynamic transition occurs at different temperatures for that observed in the case of propagating field.

These dynamic transition temperatures can be estimated by studying the temperature variations of the mean square fluctuations ($\langle \delta Q^2 \rangle$) of the dynamic order parameter Q . These results are shown in Fig-2. Here, the $\langle \delta Q^2 \rangle$ shows very sharp maximum, indicating the dynamic transition temperature. For propagating magnetic field wave of $f = 0.001$ and $\lambda = 25$, the dynamic phase transitions (indicated by the maxima of $\frac{dQ}{dT}$) occur at $T = 1.5$ and $T = 1.88$ for the field amplitudes $h_0 = 0.5$ and $h_0 = 0.3$ respectively. Here also, for comparison, the similar studies are done in the case of nonpropagating magnetic field. Here, for $f = 0.001$ the dynamic phase transitions occur at $T = 1.68$ and $T = 1.94$ for $h_0 = 0.5$ and $h_0 = 0.3$ respectively.

The derivative ($\frac{dQ}{dT}$) of the dynamic order parameter Q is calculated by central difference formula[16]

$$\frac{dQ}{dT} = \frac{Q(T + \Delta T) - Q(T - \Delta T)}{2\Delta T}. \quad (5)$$

In the simulation, the system was being cooled from a high temperature (random spin configuration) to a certain temperature slowly in the step $\Delta T = 0.02$. The temperature variation of the derivative of the dynamic order parameter is studied and the results are shown in Fig-3. Here, the derivative shows very sharp minimum, indicating the dynamic phase transition temperature. For propagating magnetic field wave of $f = 0.001$ and $\lambda = 25$, the dynamic phase transitions (indicated by very sharp minima of $\frac{dQ}{dT}$) are observed to occur at $T = 1.50$ and $T = 1.88$ for the field amplitudes $h_0 = 0.5$ and $h_0 = 0.3$ respectively. For a comparison, the similar studies are done in the case of nonpropagating magnetic field. Here, for $f = 0.001$ the dynamic phase transitions occur at $T = 1.68$ and $T = 1.94$ for $h_0 = 0.5$ and $h_0 = 0.3$ respectively.

The dynamic specific heat (C) is calculated from the derivative ($\frac{dE}{dT}$) of dynamic energy (E). Here also, the derivative is calculated by using central difference formula (described above). The results are shown in Fig-4. The specific heat becomes maximum near the dynamic transition point indicating the dynamic transition independently. Here, the term *independently* means that the dynamic specific heat is in no way related to the dynamic order parameter Q . For propagating magnetic field wave of $f = 0.001$ and $\lambda = 25$, the dynamic phase transitions (indicated by the maxima of $C = \frac{dE}{dT}$) occur at $T = 1.50$ and $T = 1.88$ for the field amplitudes $h_0 = 0.5$ and $h_0 = 0.3$ respectively. Here also, for comparison, the similar studies are done in the case of nonpropagating magnetic field. For $f = 0.001$ the dynamic phase transitions occur at $T = 1.68$ and $T = 1.94$ for $h_0 = 0.5$ and $h_0 = 0.3$ respectively.

The dependence of the dynamic phase transition, on the speed of propagation of the propagating magnetic field, is studied briefly. Here, for $f = 0.001$, $h_0 = 0.5$ the temperature variations of the dynamic order parameters for $\lambda = 25$ and $\lambda = 50$ are studied. The results are shown in Fig-5. It is observed that the dynamic transition occurs at higher temperature for higher speed ($v = f\lambda$) of propagation of the propagating magnetic field.

4 Summary:

The dynamical response of two dimensional Ising ferromagnet in presence of a propagating magnetic field wave is studied by Monte Carlo simulation. A dynamical phase transition is observed. This dynamical phase transition is observed from the studies of the temperature variations of the dynamic order parameter, the derivative of the dynamic order parameter, the mean square deviation of the dynamic order parameter. All these studies indicate the dynamic phase transition and the transition temperatures are estimated. This dynamic transition is *independently* observed from the study of the temperature variation of the dynamic specific heat. For comparison the dynamic transition is also studied for a nonpropagating (sinusoidally oscillating in time but uniform over space) magnetic field. It is observed that the dynamic transition temperatures are different from that observed in the case of propagating magnetic field wave.

Here, the dependence of the transition temperature on the speed of propagation of the propagating magnetic field wave is studied briefly and it is observed that the transition takes place at higher temperature for the higher value of the speed of propagation.

The present observations, based on the Monte Carlo simulation, are reported here briefly. The dynamical phase boundary for propagating magnetic field wave is yet to be sketched. It requires lot of computational efforts and will be reported later.

Acknowledgements: The library facilities provided by Calcutta University is gratefully acknowledged.

References:

1. B. K. Chakrabarti and M. Acharyya, *Rev. Mod. Phys.*, **71** 847 (1999)
2. M. Acharyya, *Phys. Rev. E*, **56** 2407 (1997)
3. M. Acharyya, *Phys. Rev. E*, **56** 1234 (1997)
4. S. W. Sides, P. A. Rikvold, M. A. Novotny, *Phys. Rev. Lett.*, **81** 834 (1998)
5. G. Korniss et al, *Phys. Rev. E*, **66** 056127 (2002)
6. M. Acharyya, *Phys. Rev. E*, **58** 179 (1998)
7. M. Acharyya, *Phys. Rev. E*, **61** 218 (1999)
8. M. Keskin et al, *Phys. Rev. E*, **72** 036125 (2005)
9. O. Canko et al, *Physica A*, **388** 24 (2009)
10. B. Daviren et al, *J. Mag. Mag. Mat.* **320** 1787 (2009)

11. T. Yasui et al, *Phys. Rev. E*, **66** 036123 (2002)
12. H. Jang, M. J. Grimson and C. K. Hall, *Phys. Rev. B.*, **67** 094411 (2003)
13. M. Acharyya, *Phys. Rev. E*, **69** 027105 (2004)
14. M. Acharyya, *Int. J. Mod. Phys. C*, **16** 1631 (2005)
15. K. Binder and D. W. Heermann, *Monte Carlo Simulation in Statistical Physics*, Springer Series in Solid State Sciences (Springer, New-York, 1997)
16. C. F. Gerald and P. O. Weatley, *Applied Numerical Analysis*, Pearson Education, (2006); See also, J. B. Scarborough, *Numerical Mathematical Analysis*, Oxford and IBH (1930)

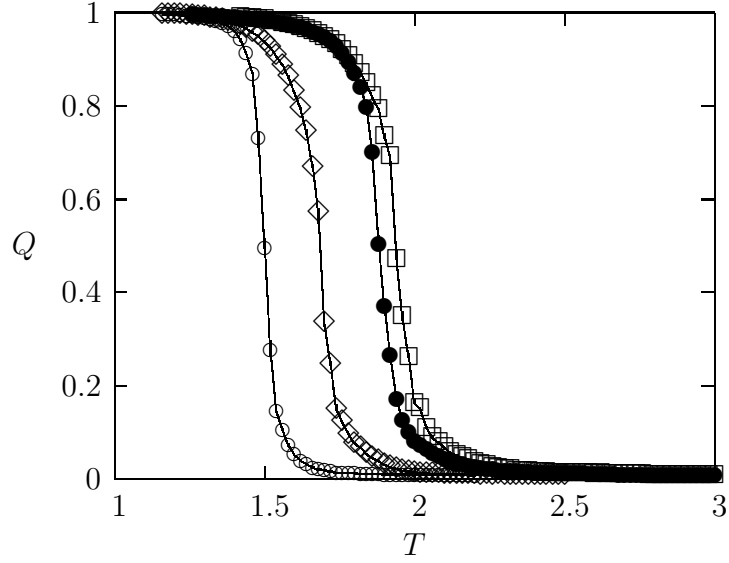


Fig.1. The temperature (T) variations of dynamic order parameter Q for different types of fields. (o) for propagating wave field with $h_0 = 0.5$ and $\lambda = 25$, (•) for propagating wave field with $h_0 = 0.3$ and $\lambda = 25$, (◊) for non-propagating field with $h_0 = 0.5$, (◻) for non-propagating field with $h_0 = 0.3$. Here, the frequency $f = 0.001$ for both type of fields. Continuous lines just join the data points.

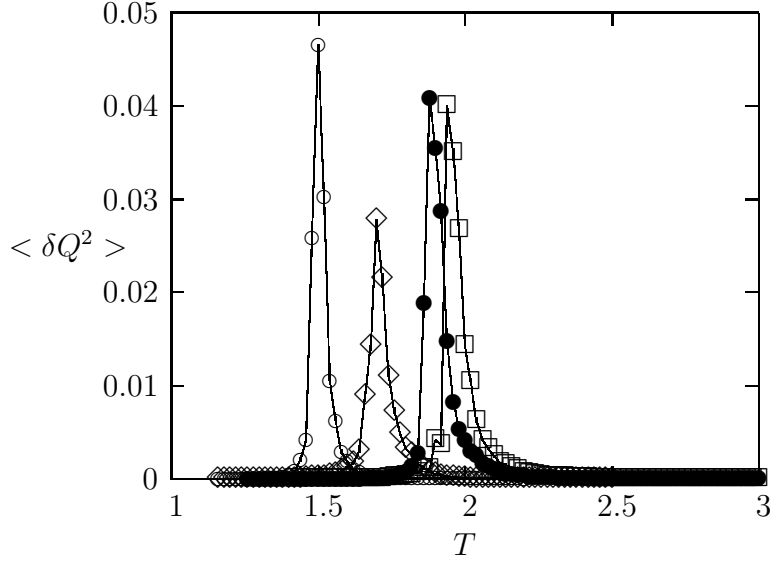


Fig.2. The temperature (T) variations of mean square deviation ($\langle \delta Q^2 \rangle$) of the dynamic order parameter (Q) for different types of fields. (o) for propagating wave field with $h_0 = 0.5$ and $\lambda = 25$, (•) for propagating wave field with $h_0 = 0.3$ and $\lambda = 25$, (◊) for non-propagating field with $h_0 = 0.5$, (◻) for non-propagating field with $h_0 = 0.3$. Here, the frequency $f = 0.001$ for both type of fields. Continuous lines just join the data points.

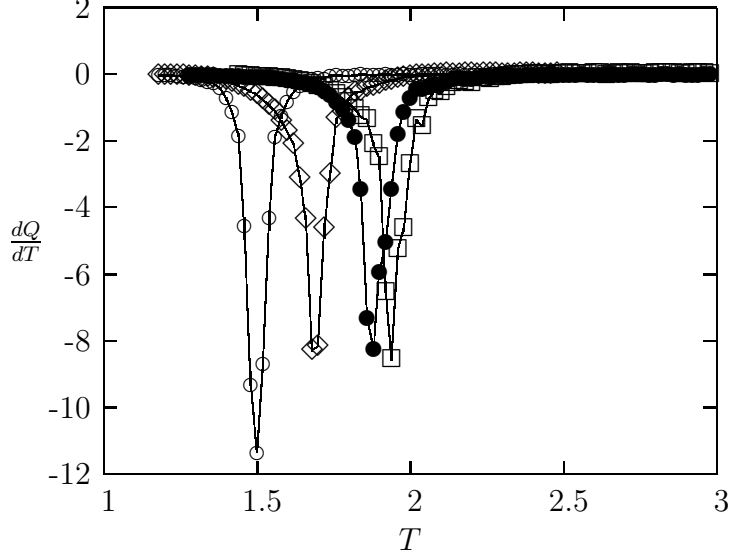


Fig.3. The temperature (T) variations of the derivative ($\frac{dQ}{dT}$) of the dynamic order parameter (Q) for different types of fields. (o) for propagating wave field with $h_0 = 0.5$ and $\lambda = 25$, (•) for propagating wave field with $h_0 = 0.3$ and $\lambda = 25$, (◊) for non-propagating field with $h_0 = 0.5$, (◻) for non-propagating field with $h_0 = 0.3$. Here, the frequency $f = 0.001$ for both type of fields. Continuous lines just join the data points.

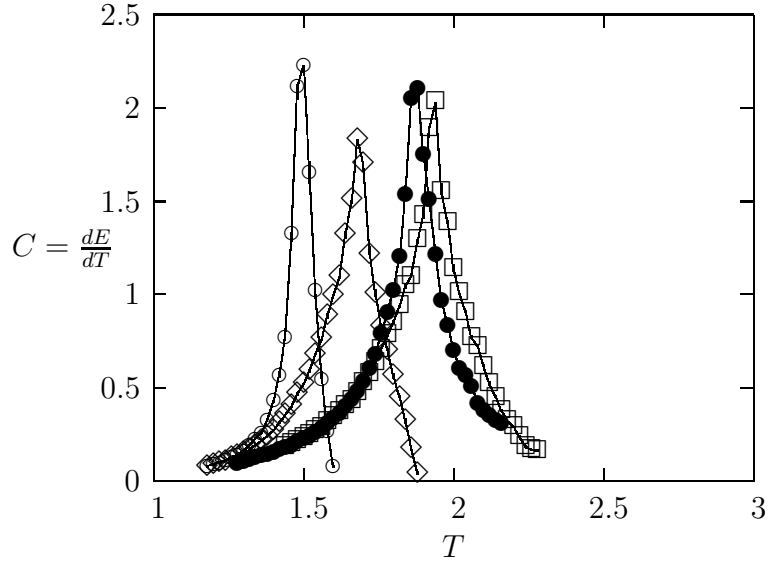


Fig.4. The temperature (T) variations of the derivative ($\frac{dE}{dT}$) of the dynamic energy i.e., dynamic specific heat, for different types of fields. (o) for propagating wave field with $h_0 = 0.5$ and $\lambda = 25$, (•) for propagating wave field with $h_0 = 0.3$ and $\lambda = 25$, (◊) for non-propagating field with $h_0 = 0.5$, (◻) for non-propagating field with $h_0 = 0.3$. Here, the frequency $f = 0.001$ for both type of fields. Continuous lines just join the data points.

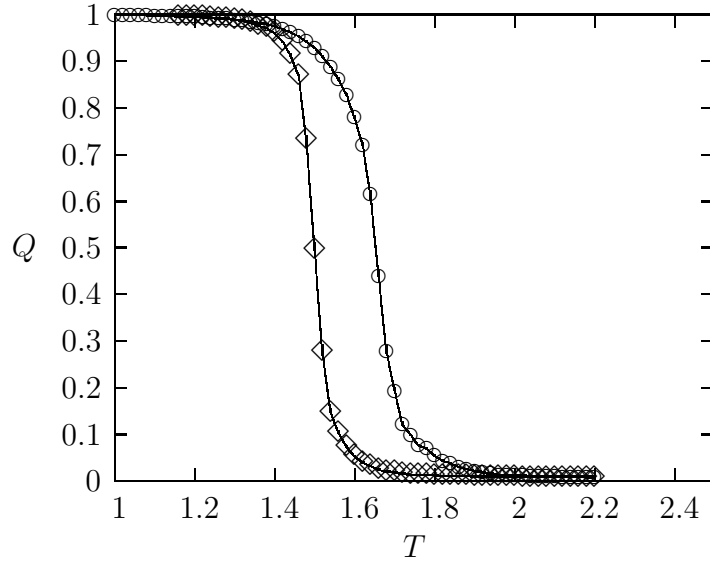


Fig.5. The temperature (T) variation of dynamic order parameter (Q) for propagating fields for two different velocities ($v = f\lambda$). (\diamond) represents $f = 0.001$, $\lambda = 25$ and $h_0 = 0.5$ and (\circ) represents $f = 0.001$, $\lambda = 50$ and $h_0 = 0.5$.