

# Viscous corrections to the resistance of nano-junctions: a dispersion relation approach

Dibyendu Roy<sup>1</sup>, Giovanni Vignale<sup>2</sup> and Massimiliano Di Ventra<sup>1</sup>

<sup>1</sup>*Department of Physics, University of California-San Diego, La Jolla, CA 92093.*

<sup>2</sup>*Department of Physics and Astronomy, University of Missouri, Columbia, Missouri 65211, USA.*

It is well known that the viscosity of a homogeneous electron liquid diverges in the limits of zero frequency and zero temperature. A nanojunction breaks translational invariance and necessarily cuts off this divergence. However, the estimate of the ensuing viscosity is far from trivial. Here, we propose an approach based on a Kramers-Krönig dispersion relation, which connects the zero-frequency viscosity,  $\eta(0)$ , to the high-frequency shear modulus,  $\mu_\infty$ , of the electron liquid via  $\eta(0) = \mu_\infty\tau$ , with  $\tau$  the junction-specific momentum relaxation time. By making use of a simple formula derived from time-dependent current-density functional theory we then estimate the many-body contributions to the resistance for an integrable junction potential and find that these viscous effects may be much larger than previously suggested for junctions of low conductance.

Viscosity, namely the effect of momentum transfer between adjacent layers of a liquid, is a fundamental concept in both classical and quantum physics [1–3]. In the case of the electron liquid, it was shown by Abrikosov and Khalatnikov (AK) more than fifty years ago that the viscosity of a homogeneous liquid diverges at zero frequency and zero temperature (in this precise order of limits)[4]. The physical reason for this divergence is related to the fact that at zero temperature the quasi-particles close to the Fermi energy are very long-lived and can transport momentum to distances arbitrarily far away from the source of the perturbation. We thus expect that any potential that breaks translational invariance would cut off such divergence giving rise to a finite (albeit possibly large) d.c. viscosity at zero temperature.

The problem has garnered renewed attention in the past few years in the context of transport in nanoscale systems [5], where it was shown explicitly that the Landauer formula for the single-particle resistance of a nano-junction  $R_s = h/(2e^2 \sum_j \mathcal{T}_j)$  (the sum is over the eigenchannels of transmission  $\mathcal{T}_j$ ) [6], fails to include certain many-body effects, which cannot be described as single-particle scattering from an effective potential. [7, 8] In Ref. [7], this additional many-body resistance - which was termed “dynamical” precisely because it vanishes in a strictly ground-state formulation of the theory [9] - was estimated (assuming no current density variation in the junction) in terms of the exchange-correlation (xc) viscosity of the liquid [7, 8]

$$R_{\text{dyn}} = \frac{\eta_{xc}(0)}{e^2 S^2} \int \left[ \frac{4}{3} (\partial_x n^{-1})^2 + (\partial_\perp n^{-1})^2 \right] d\vec{r} \quad (1)$$

where  $x$  is the direction of current flow through the junction,  $\perp$  represents the transverse directions,  $S$  is the cross-section area of the nano-junction,  $n$  is the electron density calculated from the self-consistent static density functional theory (DFT) with the xc functional treated within the local-density approximation (LDA),  $\partial_x$  and  $\partial_\perp$  are derivatives along the current flow and perpendicular to it, respectively. Here  $\eta_{xc}(0) > 0$  is the zero-

frequency xc viscosity of the *homogeneous* electron liquid at the average electron density of the junction, and  $e$  is the charge of the electron. Thus the dynamical correction increases the total resistance of nano-junctions to  $R_{\text{tot}} = R_s + R_{\text{dyn}}$  [11].

The viscosity used in that work, however, was not related to the scattering properties of the structure, and most importantly it was estimated in the limit in which the frequency ( $\omega$ ) of the external electric field is larger than the inverse of the momentum relaxation time ( $\tau$ ), namely  $\omega \gg 1/\tau$ . [12] This has led some researchers to the conclusion that such dynamical corrections are small for nanoscale systems. [13] In the opposite and physically correct limit of  $\omega \ll 1/\tau$ , if one calculates the d.c. viscosity  $\eta_{AK}$  of the *homogeneous* electron liquid, using the techniques of AK, one obtains (employing the Thomas-Fermi approximation for the screened electron-electron interaction)  $\eta_{AK} = 1.12 \times 10^4/T^2$  Joule-sec/m<sup>3</sup> (temperature  $T$  is in Kelvin) for gold density ( $r_s = 3$ ), which, if used in Eq. (1) would produce unreasonably large values of  $R_{\text{dyn}}$ . Also, the AK viscosity is conceptually different from the xc viscosity. In reality, the proper xc viscosity  $\eta_{xc}(0)$  is larger than that used in Ref. [7], and its calculation depends crucially on the geometry of the nanojunction. Indeed, it is precisely the geometrical constriction experienced by the electron wave packets as they move into the nanojunction that introduces a short momentum relaxation time [5, 14], which in turn cuts off the divergence of the viscosity of the uniform electron liquid.

Equipped with this understanding, we first show that the viscosity of the electron liquid *in the nanojunction* can be estimated by a dispersion relation approach, which combines information about the high-frequency elastic properties of the interacting electron liquid with the short momentum relaxation time induced by the constriction. We then estimate the dynamical contribution to the resistance of nanostructures from Eq. (1) and show that this contribution is relatively small for nearly transparent junctions but becomes sizeable in the limit of zero transmission.

Let us then start by recalling that the viscosity  $\eta(\omega)$  and the shear modulus  $\mu(\omega)$ , regarded as functions of frequency, are respectively the imaginary and the real part of a visco-elastic modulus  $\tilde{\mu}(\omega) \equiv \mu(\omega) - i\omega\eta(\omega)$ . [1, 3, 12] The shear modulus vanishes at zero frequency, since we are in a liquid state, and tends to a finite value  $\mu_\infty$  at infinite frequency, where by “infinite” we mean a frequency much larger than  $1/\tau$ . On the other hand, the viscosity,  $\eta(\omega)$ , varies from the desired value,  $\eta(0)$ , at zero frequency to zero at “infinite” frequency. Then, the Kramers-Krönig dispersion relation tells us that

$$0 = \mu(0) = \mu_\infty - \frac{2}{\pi} \int_0^\infty \eta(\omega) d\omega. \quad (2)$$

We do not know the detailed frequency dependence of  $\eta(\omega)$ , but we can assume that it roughly switches from the d.c. value  $\eta(0)$  for  $\omega < 1/\tau$  to approximately zero for  $\omega > 1/\tau$ . This simple reasoning leads from Eq. (2) to the relation [5]

$$\eta(0) \simeq \mu_\infty \tau. \quad (3)$$

The importance of this relation, in the present context, is that it connects the quantity of primary interest, the zero-frequency viscosity, to two quantities that can be rather easily estimated, namely, the high-frequency shear modulus – a positive definite quantity that can be expressed in terms of the exact energy of the electron gas – and the momentum relaxation time  $\tau$ , which, as we have discussed above, in a nano-junction is mostly controlled by elastic boundary scattering from the confining geometry. A crucial feature of this relation is that it allows a neat separation of  $\eta(0)$  into two parts: a “single particle” contribution, which arises from the non-interacting kinetic part of the shear modulus (see Eq. (4) below), and an “exchange-correlation” contribution, which actually determines, via Eq. (1), the dynamical correction to the resistivity.

As a first test of the reasonableness of this approach and also to lend support to its quantitative accuracy, let us apply it to the calculation of  $\eta(0)$  for the homogeneous electron liquid, with  $\mu_\infty$  the *full* high-frequency shear modulus given, for example, in Eq. (103) of Ref. [15]. This can be written as

$$\mu_\infty = \mu_s + \mu_{xc,\infty} = \frac{2}{5} n \epsilon_F - n \left[ \frac{14}{15} \epsilon_{xc}(r_s) + \frac{4}{5} r_s \epsilon'_{xc}(r_s) \right], \quad (4)$$

where  $\mu_s = 2n\epsilon_F/5$  is the *non-interacting* shear modulus (arising from Pauli exclusion principle) with  $\epsilon_F$  being the Fermi energy, and the remainder,  $\mu_{xc,\infty}$ , is expressed in terms of the exchange-correlation energy per particle,  $\epsilon_{xc}$ , and its derivative  $\epsilon'_{xc}$  with respect to the electron gas parameter  $r_s$ . [16] In the homogeneous electron liquid the momentum relaxation time,  $\tau$ , is limited only by electron-electron interactions and therefore diverges with

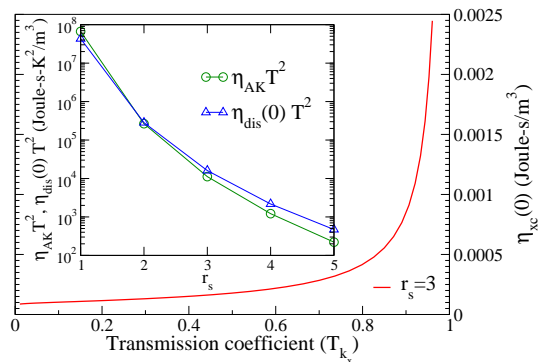


FIG. 1: Zero-frequency xc viscosity  $\eta_{xc}$  in a nanojunction as a function of the transmission coefficient for  $r_s = 3$ . The inset shows the comparison between the viscosity calculated by Abrikosov and Khalatnikov,  $\eta_{AK}$ , and the viscosity calculated using the dispersion relation (3) for different values of  $r_s$ . The connecting lines are a guide to the eye.

temperature  $T$  as  $1/T^2$ : [3]

$$\frac{1}{\tau_{ee}} = \frac{\pi}{8\hbar\epsilon_F} \frac{(\epsilon_{\mathbf{k}} - \epsilon_F)^2 + (\pi k_B T)^2}{1 + e^{-(\epsilon_{\mathbf{k}} - \epsilon_F)/k_B T}} \xi_3(r_s) \quad (5)$$

where  $\epsilon_{\mathbf{k}}$  is the energy of the quasi-particle. For a typical density of  $r_s = 3$ ,  $\xi_3(r_s = 3) \simeq 0.5$  and  $\tau_{ee} \simeq 5 \times 10^{-7}/T^2$  s at the Fermi energy. For this set of parameters, from Eq. (3) we then obtain  $\eta(0) = \mu_\infty \tau_{ee} \sim 1.6 \times 10^4/T^2$  Joule-s/m<sup>3</sup> which is in good agreement with  $\eta_{AK} = 1.12 \times 10^4/T^2$  Joule-s/m<sup>3</sup>. The same level of agreement is found for a wide range of  $r_s$  values of typical metallic systems, as shown in the inset of Fig. 1. Note also that Eq. (5) for the relaxation time is strictly valid for small values of  $r_s$ , which explains that the agreement between the two viscosities decreases with increasing  $r_s$ .

Having checked that the dispersion relation (3) gives both a qualitative and a quantitative account of the d.c. viscosity we can now proceed to the estimate of the latter in the presence of a nanojunction. We consider the following confining potential (see Fig. 2 for its schematic) which mimics the scattering properties of many nanostructures

$$V(x, y, z) = \frac{A + B(y^2 + z^2)}{\cosh^2(\alpha x)}. \quad (6)$$

where  $x$  is along the direction of charge flow. The parameters  $A$  and  $B$  determine the strength of the potential in the longitudinal and transverse direction, respectively, and  $1/\alpha$  measures the extension of the potential along the  $x$  direction. Here, we are interested to study transport on a length scale such that  $1/\alpha \ll l_{ee} \simeq \sqrt{D\tau_{ee}}$ , with  $D$  being the diffusion constant. This simple integrable model allows us to calculate both the elastic momentum relaxation time  $\tau_{\mathbf{k}}$ , the longitudinal transmission coefficient  $T_{k_x}$ , and the equilibrium density  $n(x)$ . In the linear-response regime,  $\tau_{\mathbf{k}}$  due to boundary scattering from the

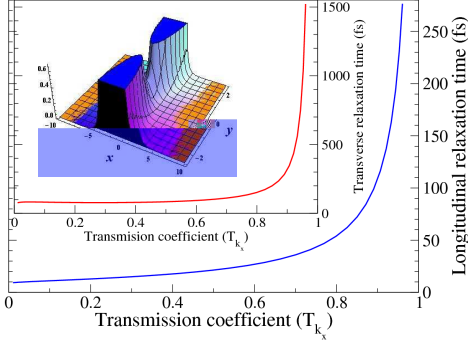


FIG. 2: Longitudinal momentum relaxation time  $\tau_{\mathbf{k}}^{\parallel}$  as a function of the transmission coefficient  $T_{k_x}$  along the  $x$ -direction for  $r_s = 3$ . Inset shows the corresponding transverse momentum relaxation time  $\tau_{\mathbf{k}}^{\perp}$  and a schematic of the potential (6) - for a constant value of  $z$  - used in this work to represent the scattering off a nanojunction.

potential (6) can be estimated employing the generalized Fermi golden rule,

$$\frac{1}{\tau_{\mathbf{k}}} = L_x L_{\perp}^2 \int_{\mathbf{k}' \neq \mathbf{k}} \frac{d\mathbf{k}'}{4\pi^2 \hbar} \delta(\epsilon_{\mathbf{k}'} - \epsilon_{\mathbf{k}}) |\langle \phi_{\mathbf{k}} | V(x, y, z) | \psi_{\mathbf{k}'} \rangle|^2, \quad (7)$$

and  $\xi = \tanh(\alpha x)$ , where  $k_y^p = (2p + 1)\pi/L_{\perp}$  with  $p = 0, \pm 1, \pm 2, \dots$ ,  $s = (-1 + \sqrt{1 - 8m_e A/\alpha^2 \hbar^2})/2$  and  $F(\beta, \gamma, \delta, z)$  is the hypergeometric function. The normalization factor  $\mathcal{N}$  is fixed by  $\int_{-L_x/2}^{L_x/2} dx |\varphi_{k_x'}(x)|^2 = \mathcal{N}$ . We separately evaluate  $\tau_{\mathbf{k}}^{\parallel}$ ,  $\tau_{\mathbf{k}}^{\perp}$  the longitudinal and transverse relaxation times, respectively, with  $1/\tau_{\mathbf{k}} = 1/\tau_{\mathbf{k}}^{\parallel} + 1/\tau_{\mathbf{k}}^{\perp}$ . We include in  $\tau_{\mathbf{k}}^{\parallel}$  only those contributions of momentum relaxation which do not change the index of incident transverse channels, while all other processes are included in  $\tau_{\mathbf{k}}^{\perp}$ . On physical grounds of local thermodynamic equilibrium in the electrodes, we can assume that the incident state is prepared with the lowest transverse momentum component, i.e.,  $j, j' = 0$ . Thus for an incident state at the Fermi energy,  $k_x = k_F \sqrt{1 - 2(\pi/k_F L_{\perp})^2}$  and  $k_y^0 = k_z^0 = \pi/L_{\perp}$ . The transmission coefficient  $T_{k_x}$  along  $x$  for the incident state is given by [18]

$$T_{k_x} = \frac{\sinh^2(\pi k_x/\alpha)}{\sinh^2(\pi k_x/\alpha) + \cosh^2(\frac{\pi}{2} \sqrt{8m_e A/\hbar^2 \alpha^2 - 1})}, \quad (11)$$

with  $L_x \sim l_{ee}$  along  $x$  and  $L_{\perp}$  being the length of the electrodes in the direction perpendicular to  $x$ . We use  $\epsilon_{\mathbf{k}} = \hbar^2 k^2/2m_e$  with  $m_e$  being the electron mass.

We choose the incident wave-function  $\phi_{\mathbf{k}}(x, y, z)$  with three components of initial momentum  $k_x, k_y^j, k_z^j$  as a combination of plane-waves with proper boundary conditions, i.e., open boundary condition along the direction of transport and  $\phi_{\mathbf{k}}(x, y = 0, L_{\perp}, z) = \phi_{\mathbf{k}}(x, y, z = 0, L_{\perp}) = 0$ .

$$\phi_{\mathbf{k}}(x, y, z) = \frac{2}{\sqrt{L_x L_{\perp}}} e^{ik_x x} \cos(k_y^j y) \cos(k_z^j z), \quad (8)$$

We use the exact scattering state  $\varphi_{k_x'}(x)$  of the one-dimensional potential  $1/\cosh^2(\alpha x)$  along the  $x$ -direction and plane waves with the same boundary conditions as the incident state in the transverse directions. [17] The scattered wave-function  $\psi_{\mathbf{k}'}(x, y, z)$  with momentum  $k_x', k_y^p, k_z^p$  is thus

$$\psi_{\mathbf{k}'}(x, y, z) = \frac{2}{\sqrt{\mathcal{N} L_{\perp}}} \varphi_{k_x'}(x) \cos(k_y^p y) \cos(k_z^p z), \quad (9)$$

$$\varphi_{k_x'}(x) = (1 - \xi^2)^{-ik_x'/2\alpha} F[-ik_x'/\alpha - s, -ik_x'/\alpha + s + 1, -ik_x'/\alpha + 1, (1 - \xi)/2], \quad (10)$$

with  $8m_e A/\alpha^2 \hbar^2 > 1$ . We find after some algebra

$$\frac{1}{\tau_{\mathbf{k}}^{\parallel}} = \frac{m_e}{\hbar^3 |k_x|} |I(-k_x^0)|^2 (A + BL_{\perp}^2 \frac{(\pi^2 - 6)}{6\pi^2})^2, \quad (12)$$

$$\frac{1}{\tau_{\mathbf{k}}^{\perp}} = \frac{m_e B^2 L_{\perp}^4}{\pi^4 \hbar^3} \sum_{s=\pm 1, p=1, 2, \dots}^{p_c} \frac{1}{|k_x^p|} \frac{(2p+1)^2}{p^4 (p+1)^4} |I(sk_x^p)|^2, \quad (13)$$

where  $I(k_x^p) = (1/\sqrt{\mathcal{N}}) \int_{-L_x/2}^{L_x/2} dx e^{-ik_x x} \varphi_{k_x^p}(x)/\cosh^2(\alpha x)$ ,  $p_c$  is the maximum number of allowed transverse channels, and  $k_x^p = k_F \sqrt{1 - ((2p+1)^2 + 1)\pi^2/(k_F L_{\perp})^2}$ . The transverse and longitudinal relaxation times are plotted in Fig. 2 for the electron density  $r_s = 3$ , and typical dimensions of nanoscale junctions, namely  $L_x = 20$  nm,  $L_{\perp} = 5$  nm and  $1/\alpha = 2$  nm. We always keep the transverse confinement potential strength ( $BL_{\perp}^2 > 55$  eV) at far above the Fermi energy ( $\epsilon_F = 5.57$  eV for  $r_s = 3$ ), and tune the height ( $A$ ) of the longitudinal barrier across the Fermi energy to have different values of the transmission coefficient  $T_{k_x}$ . Figure 2 confirms our initial hypothesis, namely that the elastic relaxation time is the dominant contribution to the total relaxation time for  $|\mathbf{k}| = k_F$  and for a wide range of temperatures:

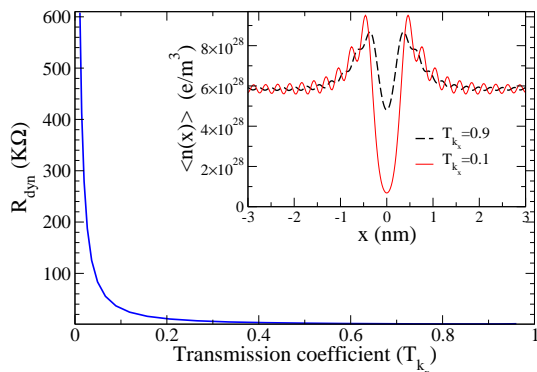


FIG. 3: Dynamical viscous resistance as a function of transmission coefficient for the potential (6). The inset shows the averaged density  $\langle n(x) \rangle$  across the nano-junction for the longitudinal transmission coefficient 0.1 and 0.9. Other parameters are in the text.

$$1/\tau = 1/\tau_{ee} + 1/\tau_{\mathbf{k}} \approx 1/\tau_{\mathbf{k}}.$$

We are now ready to estimate the desired viscosity from Eq. (3), and from Eq. (1) the dynamical corrections to the single-particle resistance. For this we need only the xc component of the shear modulus, since the xc viscosity in the d.c. limit is  $\eta_{xc}(0) = \mu_{xc,\infty}\tau_F$ . This quantity is plotted in Fig. 1 with  $\mu_{xc,\infty}$  given by the second term on the right hand side of Eq. (4) and  $\tau_F$  evaluated above for different values of  $T_{\mathbf{k}_x}$ . Finally, since in the present model the transverse variation of the density is small, we evaluate only the longitudinal contribution to  $R_{dyn}$  from Eq. (1) using the full wavefunction  $\psi_{\mathbf{k}}(x, y, z)$  and by defining the planar average

$$\langle n(x) \rangle = \frac{1}{L_{\perp}^2} \int_{-L_{\perp}/2}^{L_{\perp}/2} \int_{-L_{\perp}/2}^{L_{\perp}/2} dydz \sum_{\mathbf{k} \leq \mathbf{k}_F} |\psi_{\mathbf{k}}(x, y, z)|^2 \quad (14)$$

with the proper normalization of  $\langle n(x) \rangle$  corresponding to the bulk density of  $r_s = 3$  deep into the leads. This quantity is plotted in Fig. 3. Introduction of the potential  $V(x, y, z)$  induces two opposite effects: one is the reduction of the xc viscosity entering Eq. (1) due to fast momentum relaxation, and the other is the increase of the density gradient. These two effects together determine the value of the dynamical resistance corrections in Fig. 3. In agreement with what was previously reported [7], this dynamical resistance is very small at large transmissions due to the small variation of the density across the junction. However, it increases substantially at very low transmissions with values that can greatly exceed, for this particular model, the dynamical resistances estimated previously [13].

In conclusion, we have introduced a dispersion-relation approach to estimate the d.c. viscosity which provides very good agreement with the estimates obtained using the standard non-perturbative calculation for the homogeneous electron liquid. This approach tremen-

dously simplifies the calculations of the viscosity and allows to estimate this quantity in the presence of a nano-constriction where the momentum relaxation time is dominated by the elastic collisions at the junction. We have then computed the many-body contribution to the resistance of the junction for an integrable potential and found that while this resistance is very small for transparent systems it is substantially high for low transmissions, a fact which goes in the right direction in explaining the well-known (and yet unsolved) discrepancy between theory and experiments in molecular junctions [19].

DR and MD acknowledge support from the DOE grant DE-FG02-05ER46204 and UC Laboratories, GV from DOE under Grant No. DE-FG02-05ER46203.

- 
- [1] L. D. Landau and E. M. Lifshitz, *Fluid Mechanics, Course of Theoretical Physics* (Butterworth-Heinemann, Oxford, 1987), Vol.6.
  - [2] P. Nozieres and D. Pines, *The Theory of Quantum Liquids* (Westview Press, 1999), Vol.1.
  - [3] G. F. Giuliani and G. Vignale, *Quantum Theory of the Electron Liquid* (Cambridge University Press, Cambridge, 2005).
  - [4] A. A. Abrikosov and I. M. Khalatnikov, Rep. Prog. Phys. **22**, 329 (1959).
  - [5] M. Di Ventra, *Electrical Transport in Nanoscale Systems* (Cambridge University Press, Cambridge, 2008).
  - [6] M. Büttiker, Y. Imry, R. Landauer, and S. Pinhas, Phys. Rev. B **31**, 6207 (1985).
  - [7] Na Sai, M. Zwolak, G. Vignale, and M. Di Ventra, Phys. Rev. Lett. **94**, 186810 (2005).
  - [8] Na Sai, M. Zwolak, G. Vignale, and M. Di Ventra, Phys. Rev. Lett. **98**, 259702 (2007).
  - [9] G. Vignale and M. Di Ventra, Phys. Rev. B **79**, 014201 (2009).
  - [10] V. U. Nazarov, G. Vignale, and Y.-C. Chang, unpublished.
  - [11] A similar effect was recently noted in the calculation of the zero-temperature resistivity of bulk metals[10]: plain electron-impurity scattering underestimates the resistivity, and the inclusion of the exchange-correlation viscosity brings it in better agreement with experiment.
  - [12] S. Conti and G. Vignale, Phys. Rev. B **60**, 7966 (1999).
  - [13] J. Jung, P. Bokes, and R. W. Godby, Phys. Rev. Lett. **98**, 259701 (2007).
  - [14] M. Di Ventra and T.N. Todorov, J. Phys. Cond. Matt. **16**, 8025 (2004).
  - [15] I. V. Tokatly, Phys. Rev. B **71**, 165105 (2005).
  - [16] J. P. Perdew and Y. Wang, Phys. Rev. B **45**, 13244 (1992).
  - [17] For the transverse wave-functions, plane-waves are a better choice than the harmonic potential eigenstates in the asymptotic region, since in that region the curvature of the harmonic potential becomes infinitesimally small.
  - [18] L. D. Landau and E. M. Lifshitz, *Quantum Mchanics, Course of Theoretical Physics* (Butterworth-Heinemann, Oxford, 1997), Vol.3.
  - [19] See, for instance, M. Di Ventra, S.T. Pantelides, and N.D.

Lang, Phys. Rev. Lett. **84**, 979 (2000).