

Robust Recovery of Subspace Structures by Low-Rank Representation

Guangcan Liu[‡], Member, IEEE, Zhouchen Lin[§], Senior Member, IEEE, Shuicheng Yan[‡], Senior Member, IEEE, Ju Sun, Student Member, IEEE, Yong Yu[†], and Yi Ma[‡], Senior Member, IEEE

[‡] National University of Singapore, Singapore

[§] Microsoft Research Asia, Beijing, China

[†] Shanghai Jiao Tong University, Shanghai, China

[‡] University of Illinois at Urbana-Champaign, USA

Abstract—In this work we address the subspace recovery problem. Given a set of data samples (vectors) approximately drawn from a union of multiple subspaces, our goal is to segment the samples into their respective subspaces and correct the possible errors as well. To this end, we propose a novel method termed Low-Rank Representation (LRR), which seeks the lowest-rank representation among all the candidates that can represent the data samples as linear combinations of the bases in a given dictionary. It is shown that LRR well solves the subspace recovery problem: when the data is clean, we prove that LRR exactly captures the true subspace structures; for the data contaminated by outliers, we prove that under certain conditions LRR can exactly recover the row space of the original data and detect the outlier as well; for the data corrupted by arbitrary errors, LRR can also approximately recover the row space with theoretical guarantees. Since the subspace membership is provably determined by the row space, these further imply that LRR can perform robust subspace segmentation and error correction, in an efficient way.

Index Terms—low-rank representation, subspace, robust estimation, error correction, segmentation and grouping, outlier detection and pursuit, sample-specific corruptions, low-rankness, sparsity.

I. INTRODUCTION

In pattern analysis and signal processing, an underlying tenet is that the data often contains some type of *structure* that enables intelligent representation and processing. So one usually needs a parametric model to characterize a given set of data. To this end, the well-known (linear) *subspaces* are possibly the most common choice, mainly because they are easy to compute and often effective in real applications. Several types of visual data, such as motion [1], [2], [3], face [4] and texture [5], have been known to be well characterized by subspaces. Moreover, by applying the concept of reproducing kernel Hilbert space [6], one can easily extend the linear models to handle nonlinear data. So the subspace methods have been gaining much attention in recent years. For example, the widely used Principal Component Analysis (PCA) method and the recently established matrix completion [7], [8] and recovery [9] methods are essentially based on the hypothesis that the data is approximately drawn from a low-rank subspace. However, a given data set can seldom be well described by a *single* subspace. A more reasonable model is to

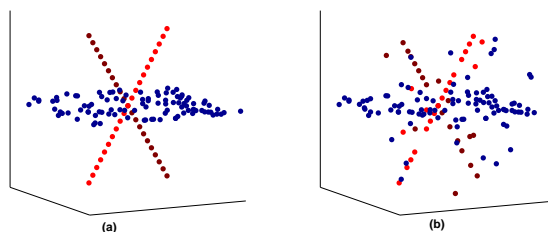


Fig. 1

A MIXTURE OF SUBSPACES CONSISTING OF A 2D PLANE AND TWO 1D LINES. (A) THE SAMPLES ARE STRICTLY DRAWN FROM THE UNDERLYING SUBSPACES. (B) THE SAMPLES ARE APPROXIMATELY DRAWN FROM THE UNDERLYING SUBSPACES.

consider data as lying near *several* subspaces, namely the data is considered as samples approximately drawn from a mixture of several low-rank subspaces, as shown in Fig. 1.

The generality and importance of subspaces naturally lead to a challenging problem of *subspace segmentation*, whose goal is to segment (cluster or group) data into clusters with each cluster corresponding to a subspace. Subspace segmentation is an important data clustering problem and arises in numerous research areas, including computer vision [3], [4], [10], [11], image processing [5], [12], [13], machine learning [14], [15] and system identification [16]. When the data is clean, i.e., the samples are strictly drawn from the subspaces, several existing methods (e.g., [17], [18], [19]) are able to exactly solve the subspace segmentation problem. So, as pointed out by [3], [19], the main challenge of subspace segmentation is to handle the *errors* (e.g., noise and corruptions) that possibly exist in data, i.e., to handle the data that may not strictly follow subspace structures. With this viewpoint, in this paper we therefore study the following *subspace recovery* [20] problem.

Problem 1.1 (Subspace Recovery): Given a set of data samples *approximately* (i.e., the data may contain errors) drawn from a union of linear subspaces, correct the possible errors and segment all samples into their respective subspaces simultaneously.




Fig. 2

ILLUSTRATING THREE TYPICAL TYPES OF ERRORS: (A) NOISE [21], WHICH INDICATES THE PHENOMENA THAT THE DATA IS SLIGHTLY PERTURBED AROUND THE SUBSPACES; (B) RANDOM CORRUPTIONS [22], WHICH INDICATE THAT A FRACTION OF RANDOM ENTRIES ARE GROSSLY CORRUPTED; (C) SAMPLE-SPECIFIC CORRUPTIONS (AND OUTLIERS), WHICH INDICATE THE PHENOMENA THAT A FRACTION OF THE DATA SAMPLES (I.E., COLUMNS OF THE DATA MATRIX) ARE FAR AWAY FROM THE SUBSPACES.

Notice that the word “error” generally refers to the *deviation* between model assumption (i.e., subspaces) and data. It could exhibit as noise [21], missed entries [7], outliers [23] and corruptions [22] in reality. Fig.2 illustrates three typical types of errors under the context of subspace modeling. In this work, we shall focus on the sample-specific corruptions (and outliers) shown in Fig.2(c), with mild concerns to the cases of Fig.2(a) and Fig.2(b). Notice that an outlier is from a different model other than subspaces, and is essentially different from a corrupted sample that belongs to the subspaces. We put them into the same category just because they can be handled in the same way, as will be shown in Section V-B.

To recover the subspace structures from the data containing errors, we propose a novel method termed *low-rank representation* (LRR) [19]. Given a set of data samples each of which can be represented as a linear combination of the bases in a dictionary, LRR aims at finding the *lowest-rank* representation of all data jointly. The computational procedure of LRR is to solve a *nuclear norm* [24] regularized optimization problem, which is convex and can be solved in polynomial time. By choosing a specific dictionary, it is shown that LRR can well solve the subspace recovery problem: when the data is clean, we prove that LRR exactly captures the *row space* of the data; for the data contaminated by outliers, we prove that under certain conditions LRR can *exactly* recover the row space of the original data and detect the outlier as well; for the data corrupted by arbitrary errors, LRR can also approximately recover the row space with theoretical guarantees. Since the subspace membership is provably determined by the row space (we will discuss this in Section III-C), these further imply that LRR can perform robust subspace segmentation and error correction, in an efficient way. In summary, the contributions of this work include:

- We develop a simple yet effective method, termed LRR, which has been used to achieve state-of-the-art performance in several applications such as motion segmentation [25], image segmentation [26], saliency detection [27] and face recognition [25].
- Our work extends the recovery of corrupted data from a

single subspace [9] to multiple subspaces. Compared to [28], which requires the bases of subspaces to be known for handling the corrupted data from multiple subspaces, our method is *autonomous*, i.e., no extra clean data is required.

- Theoretical results for robust recovery are provided. While our analysis shares similar features as previous work in matrix completion [7] and robust PCA (RPCA) [22], [23], it is considerably more challenging due to the fact that there is a dictionary matrix in LRR.

The remainder of this paper is organized as follows. Section II discusses the related work. Section III introduces some preliminaries for reading this paper. The basic theorems and algorithms of LRR are presented in Section IV. The theorems and algorithms specific to subspace recovery are given in Section V. Section VI presents the experimental results and Section VII concludes this paper.

II. RELATED WORK

In this section, we discuss some existing subspace segmentation methods, most of which solely target segmentation. In general, existing works can be roughly divided into four main categories: mixture of Gaussian, factorization, algebraic and spectral-type methods.

In statistical learning, mixed data is typically modeled as a set of independent samples drawn from a mixture of probabilistic distributions. As a single subspace can be well modeled by a (degenerated) Gaussian distribution, it is straightforward to assume that each probabilistic distribution is Gaussian, i.e., adopting a mixture of Gaussian models. Then the problem of segmenting the data is converted to a model estimation problem. The estimation can be performed either by using the Expectation Maximization (EM) algorithm to find a maximum likelihood estimate, as done in [29], or by iteratively finding a min-max estimate, as adopted by K-subspaces [10] and Random Sample Consensus (RANSAC) [12]. These methods are sensitive to errors. So several efforts have been made for improving their robustness, e.g., the Median K-flats [30] for K-subspaces, the work [31] for RANSAC, and [5], [32] use a coding length to characterize a mixture of Gaussian. These refinements may introduce some robustness. Nevertheless, the problem is still not well solved due to the optimization difficulty, which is a bottleneck for these methods.

Factorization based methods [17], [29] seek to approximate the given data matrix as a product of two matrices, such that the support pattern for one of the factors reveals the segmentation of the samples. In order to achieve robustness to noise, these methods modify the formulations by adding extra regularization terms. Nevertheless, such modifications usually lead to non-convex optimization problems, which need heuristic algorithms (often based on alternating minimization or EM-style algorithms) to solve. Getting stuck at local minima may depress their performances, especially when the data is grossly corrupted. It will be shown that LRR can be regarded as a robust generalization of the method in [17] (which is referred to as PCA in this paper). The formulation of LRR is convex and can be solved in polynomial time.

Generalized Principal Component Analysis (GPCA) [33] presents an algebraic way to model the data drawn from a union of multiple subspaces. This method describes a subspace containing a data point by using the gradient of a polynomial at that point. Then subspace segmentation is made equivalent to fitting the data with polynomials. GPCA can guarantee the success of the segmentation under certain conditions, and it does not impose any restriction on the subspaces. However, this method is sensitive to noise due to the difficulty of estimating the polynomials from real data, which also causes the high computation cost of GPCA. Recently, Robust Algebraic Segmentation (RAS) [34] has been proposed to resolve the robustness issue of GPCA. However, the computation difficulty for fitting polynomials is unfathomably large. So RAS can make sense only when the data dimension is low and the number of subspaces is small.

As a data clustering problem, subspace segmentation can be done by firstly learning an affinity matrix from the given data, and then obtaining the final segmentation results by spectral clustering algorithms such as Normalized Cuts (NCut) [35]. Many existing methods such as Sparse Subspace Clustering (SSC) [18], Spectral Curvature Clustering (SCC) [36], Spectral Local Best-fit Flats (SLBF) [37], the proposed LRR method and [2], [38], possess such spectral nature, so called as spectral-type methods. The main difference among various spectral-type methods is the approach for learning the affinity matrix. Under the assumption that the data is clean and the subspaces are independent, [18] shows that the solution produced by sparse representation (SR) [39] provides a “perfect” affinity matrix for segmentation. Namely, the within-class affinities are sparse and the between-class affinities are all zeros. This implies that the affinity matrix is well defined and easy to segment. However, in the presence of outliers and corruptions, the SR method arguably fails to recover the right affinity matrix [40]. Recently, Lerman and Zhang [20] prove that under certain conditions the multiple subspace structures can be exactly recovered via ℓ_p ($p < 1$) minimization. Unfortunately, since the ℓ_p ($p < 1$) norm is not convex, it is still unknown how to efficiently obtain the globally optimal solution. In contrast, the formulation of LRR is convex and the corresponding optimization problem can be solved in polynomial time. What is more, even if the data is contaminated by outliers, the proposed LRR method is proven to exactly recover the right row space, which provably determines the subspace segmentation results (we shall discuss this in Section III-C). In the presence of arbitrary errors (e.g., corruptions, outliers and noise), LRR is also guaranteed to produce near recovery.

III. PRELIMINARIES AND PROBLEM STATEMENT

A. Summary of Main Notations

In this work, matrices are represented with capital symbols. In particular, I is used to denote the identity matrix, and the entries of matrices are denoted by using $[\cdot]$ with subscripts. For instance, M is a matrix, $[M]_{ij}$ is its (i, j) -th entry, $[M]_{i,:}$ is its i -th row, and $[M]_{:,j}$ is its j -th column. For ease of presentation, the horizontal (resp. vertical) concatenation of a collection of matrices along row (resp. column)

is denoted by $[M_1, M_2, \dots, M_k]$ (resp. $[M_1; M_2; \dots; M_k]$). The block-diagonal matrix formed by a collection of matrices M_1, M_2, \dots, M_k is denoted by

$$\text{diag}(M_1, M_2, \dots, M_k) = \begin{bmatrix} M_1 & 0 & 0 & 0 \\ 0 & M_2 & 0 & 0 \\ 0 & 0 & \ddots & 0 \\ 0 & 0 & 0 & M_k \end{bmatrix}. \quad (1)$$

The only used vector norm is the ℓ_2 norm, denoted by $\|\cdot\|_2$. A variety of norms on matrices will be used. The matrix ℓ_0 , $\ell_{2,0}$, ℓ_1 , $\ell_{2,1}$ norms are defined by $\|M\|_0 = \#\{(i, j) : [M]_{ij} \neq 0\}$, $\|M\|_{2,0} = \#\{i : \|[M]_{:,i}\|_2 \neq 0\}$, $\|M\|_1 = \sum_{i,j} |[M]_{ij}|$ and $\|M\|_{2,1} = \sum_i \|[M]_{:,i}\|_2$, respectively. The matrix ℓ_∞ norm is defined as $\|M\|_\infty = \max_{i,j} |[M]_{ij}|$. The spectral norm of a matrix M is denoted by $\|M\|$, i.e., $\|M\|$ is the largest singular value of M . The Frobenius norm and the nuclear norm (the sum of singular values of a matrix) are denoted by $\|M\|_F$ and $\|M\|_*$, respectively. The Euclidean inner product between two matrices is $\langle M, N \rangle = \text{tr}(M^T N)$, where M^T is the transpose of a matrix and $\text{tr}(\cdot)$ is the trace of a square matrix. For a non-square matrix M , assuming $M = [M_1, M_2]$ or $M = [M_1; M_2]$, where M_1 is square, we define $\text{tr}(M) = \text{tr}(M_1)$.

The supports of a matrix M are the indices of its nonzero entries, i.e., $\{(i, j) : [M]_{ij} \neq 0\}$. Similarly, its column supports are the indices of its nonzero columns and denoted by \mathcal{I} (superscripts, subscripts, etc.), i.e., $\mathcal{I} = \{(i) : \|[M]_{:,i}\|_2 \neq 0\}$. The corresponding complement set (i.e., zero columns) is \mathcal{I}^c . There are two projection operators associated with \mathcal{I} and \mathcal{I}^c : $\mathcal{P}_{\mathcal{I}}$ and $\mathcal{P}_{\mathcal{I}^c}$. While applying them to a matrix M , the matrix $\mathcal{P}_{\mathcal{I}}(M)$ (resp. $\mathcal{P}_{\mathcal{I}^c}(M)$) is obtained from M by setting $[M]_{:,i}$ to zero for all $i \notin \mathcal{I}$ (resp. $i \notin \mathcal{I}^c$). We also adopt the conventions of using $\text{span}(M)$ to denote the linear space spanned by the columns of a matrix M , using $y \in \text{span}(M)$ to denote that a vector y belongs to the space $\text{span}(M)$, and using $Y \in \text{span}(M)$ to denote that all column vectors of Y belong to $\text{span}(M)$.

B. Terminologies

In this subsection, we introduce some terminologies used throughout.

1) *Block-Diagonal Matrix*: In this paper, a matrix M is called block-diagonal if it has the form as in (1). For the matrix M which itself is not block-diagonal but can be transformed to be block-diagonal by simply permuting its rows and/or columns, we also say that M is block-diagonal. In summary, we say that a matrix M is block-diagonal whenever there exist two permutation matrices P_1 and P_2 such that $P_1 M P_2$ is block-diagonal.

2) *Union and Sum of Subspaces*: For a collection of k subspaces $\{\mathcal{S}_1, \mathcal{S}_2, \dots, \mathcal{S}_k\}$, their union is defined by $\cup_{i=1}^k \mathcal{S}_i = \{y : y \in \mathcal{S}_j, \text{ for some } 1 \leq j \leq k\}$, and their sum is defined by $\sum_{i=1}^k \mathcal{S}_i = \{y : y = \sum_{j=1}^k y_j, y_j \in \mathcal{S}_j\}$. If any $y \in \sum_{i=1}^k \mathcal{S}_i$ can be uniquely expressed as $y = \sum_{j=1}^k y_j$, $y_j \in \mathcal{S}_j$, then the sum is also called the directed sum, denoted as $\sum_{i=1}^k \mathcal{S}_i = \oplus_{i=1}^k \mathcal{S}_i$.

3) *Independent Subspaces*: A collection of k subspaces $\{\mathcal{S}_1, \mathcal{S}_2, \dots, \mathcal{S}_k\}$ are independent if and only if $\mathcal{S}_i \cap \sum_{j \neq i} \mathcal{S}_j = \{0\}$ (or $\sum_{i=1}^k \mathcal{S}_i = \bigoplus_{i=1}^k \mathcal{S}_i$). When the subspaces are of low-rank and the ambient dimension is high, the independent assumption is roughly equal to the pairwise disjoint assumption; that is $\mathcal{S}_i \cap \mathcal{S}_j = \{0\}, \forall i \neq j$.

4) *Full SVD and Skinny SVD*: For an $m \times n$ matrix M (without loss of generality, assuming $m \leq n$), its Singular Value Decomposition (SVD) is defined by $M = U[\Sigma, 0]V^T$, where U and V are orthogonal matrices and $\Sigma = \text{diag}(\sigma_1, \sigma_2, \dots, \sigma_m)$ with $\{\sigma_i\}_{i=1}^m$ being singular values. The SVD defined in this way is also called the *full SVD*. If we only keep the positive singular values, the reduced form is called the *skinny SVD*. For a matrix M of rank r , its skinny SVD is computed by $M = U_r \Sigma_r V_r^T$, where $\Sigma_r = \text{diag}(\sigma_1, \sigma_2, \dots, \sigma_r)$ with $\{\sigma_i\}_{i=1}^r$ being positive singular values. More precisely, U_r and V_r are formed by taking the first r columns of U and V , respectively. There is a notable difference between full SVD and skinny SVD. In full SVD, U and V are orthogonal matrices: $UU^T = U^T U = \mathbf{I}_m$ and $VV^T = V^T V = \mathbf{I}_n$. In contrast, skinny SVD only obeys the column-orthogonal property: $U_r^T U_r = \mathbf{I}_r$ and $V_r^T V_r = \mathbf{I}_r$.

5) *Column Space and Row Space*: For a matrix M , its column (resp. row) space is the linear space spanned by its column (resp. row) vectors. Let the skinny SVD of M be $U\Sigma V^T$, then U (resp. V) are orthonormal bases of the column (resp. row) space, and the corresponding orthogonal projection is given by UU^T (resp. VV^T). Since UU^T (resp. VV^T) is *uniquely* determined by the column (resp. row) space, sometimes we also use UU^T (resp. VV^T) to refer to the column (resp. row) space.

6) *Affinity Degree*: Let M be a symmetric affinity matrix for a collection of n data samples, the affinity degree of the i -th sample is defined by $\#\{(j) : [M]_{ij} \neq 0\}$, i.e., the number of samples connected to the i -th sample.

C. Relations Between Segmentation and Row Space

Let X_0 with skinny SVD $U_0 \Sigma_0 V_0^T$ be a collection of n data samples *strictly* drawn from a union of multiple subspaces (i.e., X_0 is clean), the subspace membership of the samples is determined by the row space of X_0 . Indeed, as shown in [17], when subspaces are independent, $V_0 V_0^T$ forms a block-diagonal matrix: the (i, j) -th entry of $V_0 V_0^T$ can be nonzero only if the i -th and j -th samples are from the same subspace. Hence, this matrix, termed as Shape Interaction Matrix (SIM) [17], has been widely used for subspace segmentation. Previous approaches simply compute the SVD of the data matrix $X = U_X \Sigma_X V_X^T$ and then use $|V_X V_X^T|$ for subspace segmentation. However, in the presence of outliers and corruptions, V_X can be far away from V_0 and thus the segmentation using such approaches is inaccurate. In contrast, we show that LRR can recover $V_0 V_0^T$ even when data matrix X is contaminated by outliers.

If the subspaces are not independent, $V_0 V_0^T$ may not be strictly block-diagonal. This is indeed well expected, since when the subspaces have nonzero (nonempty) intersections, then some samples may belong to multiple subspaces simultaneously. When the subspaces are pairwise disjoint (but




Fig. 3

AN EXAMPLE OF THE MATRIX $V_0 V_0^T$ COMPUTED FROM DEPENDENT SUBSPACES. IN THIS EXAMPLE, WE CREATE 11 PAIRWISE DISJOINT SUBSPACES EACH OF WHICH IS OF DIMENSION 20, AND DRAW 20 SAMPLES FROM EACH SUBSPACE WITHOUT ERRORS. THE AMBIENT DIMENSION IS 200, WHICH IS SMALLER THAN THE SUM OF THE DIMENSIONS OF THE SUBSPACES. SO THE SUBSPACES ARE DEPENDENT AND $V_0 V_0^T$ IS NOT STRICTLY BLOCK-DIAGONAL. NEVERTHELESS, IT IS SIMPLE TO SEE THAT HIGH SEGMENTATION ACCURACY CAN BE ACHIEVED BY USING THE ABOVE AFFINITY MATRIX TO DO SPECTRAL CLUSTERING.

not independent), extensive numerical experiments show that $V_0 V_0^T$ may still be close to be block-diagonal, as exemplified in Fig. 3. Hence, to recover $V_0 V_0^T$ is still of interest to subspace segmentation. Note that the analysis in this work focuses on when $V_0 V_0^T$ can be recovered, and hence does not rely on whether or not the subspaces are independent.

D. Problem Statement

Problem 1.1 only roughly describes what we want to study. More precisely, this paper addresses the following problem.

Problem 3.1 (Subspace Recovery): Let X_0 with skinny SVD $U_0 \Sigma_0 V_0^T$ be a set of n samples (vectors) strictly drawn from a union of k subspaces $\{\mathcal{S}_i\}_{i=1}^k$ of unknown dimensions (k is unknown either). Given a set of observation vectors X generated by

$$X = X_0 + E_0,$$

the goal is to recover the row space of X_0 , or to recover the true SIM $V_0 V_0^T$ as equal.

The recovery of row space can guarantee high segmentation accuracy, as analyzed in Section III-C. Also, the recovery of row space naturally implies the success in error correction. So it is sufficient to set the goal of subspace recovery as the recovery of the row space identified by $V_0 V_0^T$. For ease of exploration, we consider the problem under three assumptions of increasing practicality and difficulty.

Assumption 1: The data is clean, i.e., $E_0 = 0$.

Assumption 2: A fraction of the data samples are grossly corrupted and the others are clean, i.e., E_0 has sparse column supports as shown in Fig.2(c).

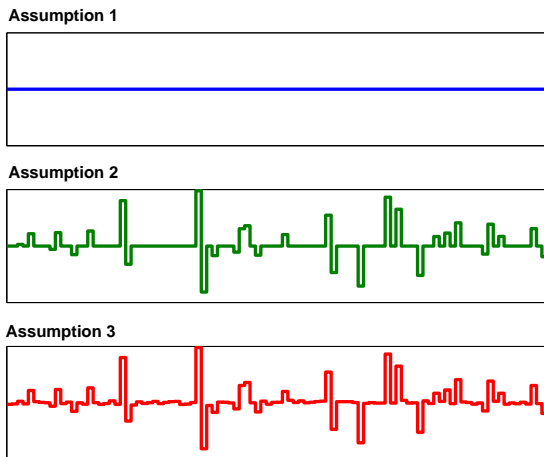


Fig. 4

AN ILLUSTRATION OF OUR THREE ASSUMPTIONS. HERE WE PLOT THE MAGNITUDE OF ERROR AS A FUNCTION OF THE INDEX OF DATA SAMPLE.

Assumption 3: A fraction of the data samples are grossly corrupted and the others are contaminated by small Gaussian noise, i.e., E_0 is characterized by a combination of the models shown in Fig.2(a) and Fig.2(c).

Unlike [19], the independent assumption on the subspaces is not highlighted in this paper, because our goal is to recover $V_0 V_0^T$ other than a pursuit of block-diagonal matrix. Fig.4 further illustrates the above three assumptions by the magnitude distributions of the errors.

IV. LOW-RANK REPRESENTATION FOR MATRIX RECOVERY

In this section we abstractly present the LRR method for recovering a matrix from corrupted observations. The basic theorems and optimization algorithms will be presented. The specific methods and theories for handling the subspace recovery problem are deferred until Section V.

A. Low-Rank Representation

In order to recover the low-rank matrix X_0 from the given observation matrix X corrupted by errors E_0 ($X = X_0 + E_0$), it is straightforward to consider the following regularized rank minimization problem:

$$\min_{D,E} \text{rank}(D) + \lambda \|E\|_\ell, \quad \text{s.t.} \quad X = D + E, \quad (2)$$

where $\lambda > 0$ is a parameter and $\|\cdot\|_\ell$ indicates certain regularization strategy, such as the squared Frobenius norm (i.e., $\|\cdot\|_F^2$) used for modeling the noise as show in Fig.2(a) [21], the ℓ_0 norm adopted by [9], [22] for characterizing the random corruptions as shown in Fig.2(b), and the $\ell_{2,0}$ norm adopted by [19], [23] for dealing with sample-specific corruptions and outliers. Suppose D^* is a minimizer with respect to the variable D , then it gives a low-rank recovery to the original data X_0 .

The above formulation is adopted by the recently established Robust PCA (RPCA) method [22] which has been used to

achieve the state-of-the-art performance in several applications (e.g., [41]). However, this formulation implicitly assumes that the underlying data structure is a single low-rank subspace. When the data is drawn from a union of multiple subspaces, denoted as $\mathcal{S}_1, \mathcal{S}_2, \dots, \mathcal{S}_k$, it actually treats the data as being sampled from a single subspace defined by $\mathcal{S} = \sum_{i=1}^k \mathcal{S}_i$. Since the sum $\sum_{i=1}^k \mathcal{S}_i$ can be much larger than the union $\cup_{i=1}^k \mathcal{S}_i$, the specifics of the individual subspaces are not well considered and so the recovery may be inaccurate.

To better handle the mixed data, here we suggest a more general rank minimization problem defined as follows:

$$\min_{Z,E} \text{rank}(Z) + \lambda \|E\|_\ell, \quad \text{s.t.} \quad X = AZ + E, \quad (3)$$

where A is a ‘‘dictionary’’ that linearly spans the data space. We call the minimizer Z^* (with regard to the variable Z) the ‘‘lowest-rank representation’’ of data X with respect to a dictionary A . After obtaining an optimal solution (Z^*, E^*) , we could recover the original data by using AZ^* (or $X - E^*$). Since $\text{rank}(AZ^*) \leq \text{rank}(Z^*)$, AZ^* is also a low-rank recovery to the original data X_0 . By setting $A = I$, the formulation (3) falls back to (2). So LRR could be regarded as a generalization of RPCA that essentially uses the standard bases as the dictionary. By choosing an appropriate dictionary A , as we will see, the lowest-rank representation can recover the underlying row space so as to reveal the true segmentation of data. So, LRR could handle well the data drawn from a union of multiple subspaces.

B. Analysis on the LRR Problem

The optimization problem (3) is difficult to solve due to the discrete nature of the rank function. For ease of exploration, we begin with the ‘‘ideal’’ case that the data is clean. That is, we consider the following rank minimization problem:

$$\min_Z \text{rank}(Z), \quad \text{s.t.} \quad X = AZ. \quad (4)$$

It is easy to see that the solution to (4) may not be unique. As a common practice in rank minimization problems, we replace the rank function with the nuclear norm, resulting in the following convex optimization problem:

$$\min_Z \|Z\|_*, \quad \text{s.t.} \quad X = AZ. \quad (5)$$

We will show that the solution to (5) is also a solution to (4) and this special solution is useful for subspace segmentation.

In the following, we shall show some general properties of the minimizer to problem (5). These general conclusions form the foundations of LRR (the proofs can be found in Appendix).

1) Uniqueness of the Minimizer: The nuclear norm is convex, but not strongly convex. So it is possible that problem (5) has multiple optimal solutions. Fortunately, it can be proven that the minimizer to problem (5) is *always* uniquely defined by a closed form. This is summarized in the following theorem.

Theorem 4.1: Assume $A \neq 0$ and $X = AZ$ have feasible solution(s), i.e., $X \in \text{span}(A)$. Then

$$Z^* = V_A (V_A^T V_A)^{-1} V_A^T X, \quad (6)$$

is the unique minimizer to problem (5), where V_X and V_A are calculated as follows: Compute the skinny SVD of the horizontal concatenation of X and A , denoted as $[X, A] = U\Sigma V^T$, and partition V as $V = [V_X; V_A]$ such that $X = U\Sigma V_X^T$ and $A = U\Sigma V_A^T$ (note that V_A and V_X may be not column-orthogonal).

From the above theorem, we have the following two corollaries. First, it shows that problem (5) is a good surrogate of problem (4).

Corollary 4.1: Assume $A \neq 0$ and $X = AZ$ have feasible solutions. Let Z^* be the minimizer to problem (5), then $\text{rank}(Z^*) = \text{rank}(X)$ and Z^* is also a minimal rank solution to problem (4).

Second, when the matrix A is of full row rank, the closed-form solution defined by (6) can be represented in a simpler form.

Corollary 4.2: Suppose the matrix A has full row rank, then

$$Z^* = A^T(AA^T)^{-1}X,$$

is the unique minimizer to problem (5), where $A^T(AA^T)^{-1}$ is the *generalized inverse* of A .

The proof of Theorem 4.1 is based on the following three lemmas.

Lemma 4.1: Let U , V and M be matrices of compatible dimensions. Suppose both U and V have orthogonal columns, i.e., $U^T U = I$ and $V^T V = I$, then we have

$$\|M\|_* = \|UMV^T\|_*.$$

Lemma 4.2: For any four matrices B , C , D and F of compatible dimensions, we have

$$\left\| \begin{bmatrix} B & C \\ D & F \end{bmatrix} \right\|_* \geq \|B\|_*,$$

where the equality holds if and only if $C = 0, D = 0$ and $F = 0$.

Lemma 4.3: Let U , V and M be given matrices of compatible dimensions. Suppose both U and V have orthogonal columns, i.e., $U^T U = I$ and $V^T V = I$, then the following optimization problem

$$\min_Z \|Z\|_*, \quad \text{s.t.} \quad U^T Z V = M, \quad (7)$$

has a unique minimizer $Z^* = U M V^T$.

It is worth noting that Lemma 4.3 allows us to get closed-form solutions to a class of nuclear norm minimization problems, and leads to a simple proof of Theorem 4.1.

2) *Block-Diagonal Property of the Minimizer:* By choosing an appropriate dictionary, the lowest-rank representation can reveal the true segmentation results. Namely, when the columns of A and X are exactly sampled from independent subspaces, the minimizer to problem (5) can reveal the subspace membership among the samples. Let $\{\mathcal{S}_1, \mathcal{S}_2, \dots, \mathcal{S}_k\}$ be a collection of k subspaces, each of which has a rank (dimension) of $r_i > 0$. Also, let $A = [A_1, A_2, \dots, A_k]$ and

$X = [X_1, X_2, \dots, X_k]$. Then we have the following theorem.

Theorem 4.2: Without loss of generality, assume that A_i is a collection of m_i samples of the i -th subspace \mathcal{S}_i , X_i is a collection of n_i samples from \mathcal{S}_i , and the sampling of each A_i is sufficient such that $\text{rank}(A_i) = r_i$ (i.e., A_i can be regarded as the bases that span the subspace). If the subspaces are independent, then the minimizer to problem (5) is block-diagonal:

$$Z^* = \begin{bmatrix} Z_1^* & 0 & 0 & 0 \\ 0 & Z_2^* & 0 & 0 \\ 0 & 0 & \ddots & 0 \\ 0 & 0 & 0 & Z_k^* \end{bmatrix},$$

where Z_i^* is an $m_i \times n_i$ coefficient matrix with $\text{rank}(Z_i^*) = \text{rank}(X_i)$, $\forall i$.

Note that the claim of $\text{rank}(Z_i^*) = \text{rank}(X_i)$ guarantees the high within-class homogeneity of Z_i^* , since the low-rank properties generally requires Z_i^* to be dense. This is different from sparse representation (SR), which is prone to produce a ‘‘trivial’’ solution if $A = X$, because the sparsest representation is an identity matrix in this case. It is also worth noting that the above block-diagonal property does not require the data samples have been grouped together according to their subspace memberships. There is no loss of generality to assume that the indices of the samples have been rearranged to satisfy the true subspace memberships, because the solution produced by LRR is globally optimal and does not depend on the arrangements of the data samples.

The proof of Theorem 4.2 is based on the following lemma.

Lemma 4.4 ([42], Lemma 3.2): For any four matrices B , C , D and F of compatible dimensions, we have

$$\left\| \begin{bmatrix} B & C \\ D & F \end{bmatrix} \right\|_* \geq \left\| \begin{bmatrix} B & 0 \\ 0 & F \end{bmatrix} \right\|_* = \|B\|_* + \|F\|_*.$$

The above lemma allows us to lower-bound the objective value at any solution Z by the value of the block-diagonal restriction of Z , and thus leads to a simple proof of Theorem 4.2.

C. Recovering Low-Rank Matrices by Convex Optimization

Corollary 4.1 suggests that it is appropriate to use the nuclear norm as a surrogate to replace the rank function in problem (3). Also, the matrix ℓ_1 and $\ell_{2,1}$ norms are good relaxations of the ℓ_0 and $\ell_{2,0}$ norms, respectively. So we could obtain a low-rank recovery to X_0 by solving the following convex optimization problem:

$$\min_{Z, E} \|Z\|_* + \lambda \|E\|_{2,1}, \quad \text{s.t.} \quad X = AZ + E. \quad (8)$$

Here, the $\ell_{2,1}$ norm is adopted to characterize the error term E , since we want to model the sample-specific corruptions (and outliers) as shown in Fig.2(c). For the small Gaussian noise as shown in Fig.2(a), $\|E\|_F^2$ should be chosen; for the random corruptions as shown in Fig.2(b), $\|E\|_1$ is an appropriate

Algorithm 1 Solving Problem (8) by Inexact ALM

Input: data matrix X , parameter λ .

Initialize: $Z = J = 0, E = 0, Y_1 = 0, Y_2 = 0, \mu = 10^{-6}, \mu_{max} = 10^6, \rho = 1.1$, and $\varepsilon = 10^{-8}$.

while not converged **do**

1. fix the others and update J by

$$J = \arg \min \frac{1}{\mu} \|J\|_* + \frac{1}{2} \|J - (Z + Y_2/\mu)\|_F^2.$$

2. fix the others and update Z by

$$Z = (\mathbf{I} + A^T A)^{-1} (A^T (X - E) + J + (A^T Y_1 - Y_2)/\mu).$$

3. fix the others and update E by

$$E = \arg \min \frac{\lambda}{\mu} \|E\|_{2,1} + \frac{1}{2} \|E - (X - AZ + Y_1/\mu)\|_F^2.$$

4. update the multipliers

$$\begin{aligned} Y_1 &= Y_1 + \mu(X - AZ - E), \\ Y_2 &= Y_2 + \mu(Z - J). \end{aligned}$$

5. update the parameter μ by $\mu = \min(\rho\mu, \mu_{max})$.

6. check the convergence conditions:

$$\|X - AZ - E\|_\infty < \varepsilon \text{ and } \|Z - J\|_\infty < \varepsilon.$$

end while

choice. After obtaining the minimizer (Z^*, E^*) , we could use AZ^* (or $X - E^*$) to obtain a low-rank recovery to the original data X_0 .

The optimization problem (8) is convex and can be solved by various methods. For efficiency, we adopt in this paper the Augmented Lagrange Multiplier (ALM) [43], [44] method. We first convert (8) to the following equivalent problem:

$$\min_{Z, E, J} \|J\|_* + \lambda \|E\|_{2,1}, \text{ s.t. } X = AZ + E, Z = J.$$

This problem can be solved by the ALM method, which minimizes the following augmented Lagrange function:

$$\mathcal{L} = \|J\|_* + \lambda \|E\|_{2,1} + \text{tr}(Y_1^T (X - AZ - E)) + \text{tr}(Y_2^T (Z - J)) + \frac{\mu}{2} (\|X - AZ - E\|_F^2 + \|Z - J\|_F^2).$$

The above problem is unconstrained. So it can be minimized with respect to J , Z and E , respectively, by fixing the other variables, and then updating the Lagrange multipliers Y_1 and Y_2 , where $\mu > 0$ is a penalty parameter. The inexact ALM method, also called the alternating direction method, is outlined in Algorithm 1¹. Note that although Step 1 and

¹To solve the problem $\min_{Z, E} \|Z\|_* + \lambda \|E\|_{2,1}$, s.t. $X = AZ + E$, one only needs to replace Step 3 of Algorithm 1 by $E = \arg \min \frac{\lambda}{\mu} \|E\|_{2,1} + \frac{1}{2} \|E - (X - AZ + Y_1/\mu)\|_F^2$, which is solved by using the shrinkage operator [43].

Also, please note here that the setting of $\varepsilon = 10^{-8}$ is based on the assumption that the values in X has been normalized within the range of $0 \sim 1$.

Step 3 of the algorithm are convex problems, they both have closed-form solutions. Step 1 is solved via the Singular Value Thresholding (SVT) operator [45], while Step 3 is solved via the following lemma:

Lemma 4.5 ([46], Lemma 3.3): Let Q be a given matrix. If the optimal solution to

$$\min_W \alpha \|W\|_{2,1} + \frac{1}{2} \|W - Q\|_F^2$$

is W^* , then the i -th column of W^* is

$$[W^*]_{:,i} = \begin{cases} \frac{\|Q_{:,i}\|_2 - \alpha}{\|Q_{:,i}\|_2} Q_{:,i}, & \text{if } \|Q_{:,i}\|_2 > \alpha; \\ 0, & \text{otherwise.} \end{cases}$$

1) *Convergence Properties:* When the objective function is smooth, the convergence of the exact ALM algorithm has been generally proven in [44]. For inexact ALM, which is a variation of exact ALM, its convergence has also been well studied when the number of blocks is at most two [43], [47]. Up to present, it is still difficult to *generally* ensure the convergence of inexact ALM with three or more blocks [47]. Since there are three blocks (including Z , J and E) in Algorithm 1 and the objective function of (8) is not smooth, it would be not easy to prove the convergence in theory.

Fortunately, there actually exist some guarantees for enuring the convergence of Algorithm 1. According to the theoretical results in [48], two conditions are *sufficient* (but may not necessary) for Algorithm 1 to converge: the first condition is that the dictionary matrix A is of full column rank; the second one is that the optimality gap produced in each iteration step is monotonically decreasing, namely the error

$$\epsilon_k = \|(Z_k, J_k) - \arg \min_{Z, J} \mathcal{L}\|_F^2$$

is monotonically decreasing, where Z_k (resp. J_k) denotes the solution produced at the k -th iteration, $\arg \min_{Z, J} \mathcal{L}$ indicates the ‘‘ideal’’ solution obtained by minimizing the Lagrange function \mathcal{L} with respect to both Z and J simultaneously. The first condition is easy to obey, since problem (8) can be converted into an equivalent problem where the full column rank condition is always satisfied (we will show this in the next subsection). For the monotonically decreasing condition, although it is not easy to *strictly* prove it, the convexity of the Lagrange function could guarantee its validity to some extent. So, it could be well expected that Algorithm 1 has good convergence properties. Moreover, inexact ALM is known to *generally* perform well in reality, as illustrated in [47].

That μ should be upper bounded (Step 5 of Algorithm 1) is required by the traditional theory of the alternating direction method in order to guarantee the convergence of the algorithm. So we also adopt this convention. Nevertheless, please note that the upper boundedness may not be necessary for some particular problems, e.g., the RPCA problem as analyzed in [43].

2) *Computational Complexity:* For ease of analysis, we assume that the sizes of both A and X are $d \times n$ in the following. The major computation of Algorithm 1 is Step 1, which requires computing the SVD of an $n \times n$ matrix. So it will be time consuming if n is large, i.e., the number of

data samples is large. Fortunately, the computational cost of LRR can be easily reduced by the following theorem, which is followed from Theorem 4.1.

Theorem 4.3: For any optimal solution (Z^*, E^*) to the LRR problem (8), we have that

$$Z^* \in \text{span}(A^T).$$

The above theorem concludes that the optimal solution Z^* (with respect to the variable Z) to (8) always lies within the subspace spanned by the rows of A . This means that Z^* can be factorized into $Z^* = P^* \tilde{Z}^*$, where P^* can be computed in advance by orthogonalizing the columns of A^T . Hence, problem (8) can be equivalently transformed into a simpler problem by replacing Z with $P^* \tilde{Z}$:

$$\min_{\tilde{Z}, E} \|\tilde{Z}\|_* + \lambda \|E\|_{2,1}, \text{ s.t. } X = B\tilde{Z} + E,$$

where $B = AP^*$. After obtaining a solution (\tilde{Z}^*, E^*) to the above problem, the optimal solution to (8) is recovered by $(P^* \tilde{Z}^*, E^*)$. Since the number of rows of \tilde{Z} is at most r_A (the rank of A), the above problem can be solved with a complexity of $O(dnr_A + nr_A^2 + r_A^3)$ by using Algorithm 1. So LRR is quite scalable for large-size (n is large) datasets, provided that a low-rank dictionary A has been obtained. While using $A = X$, the computational complexity is at most $O(d^2n + d^3)$ (assuming $d \leq n$). This is also fast provided that the data dimension d is not high.

While considering the cost of orthogonalization and the number of iterations needed to converge, the complexity of Algorithm 1 is

$$O(d^2n) + O(n_s(dnr_A + nr_A^2 + r_A^3)),$$

where n_s is the number of iterations. The iteration number n_s depends on the choice of ρ : n_s is smaller while ρ is larger, and vice versa. Although larger ρ does produce higher efficiency, it has the risk of losing optimality to use large ρ [43]. In our experiments, we always set $\rho = 1.1$. Under this setting, the iteration number usually locates within the range of $50 \sim 300$.

V. SUBSPACE RECOVERY BY LRR

In this section, we utilize LRR to address Problem 3.1, which is to recover the original row space from a set of corrupted observations. Both theoretical and experimental results will be presented.

A. Exactness to Clean Data

When there are no errors in data, i.e., $X = X_0$ and $E_0 = 0$, it is simply to show that the row space (identified by $V_0V_0^T$) of X_0 is exactly recovered by solving the following nuclear norm minimization problem:

$$\min_Z \|Z\|_*, \text{ s.t. } X = XZ, \quad (9)$$

which is to choose the data matrix X itself as the dictionary in (5). By Theorem 4.1, we have the following theorem which has also been proven by Wei and Lin [49].

Theorem 5.1: Suppose the skinny SVD of X is $U\Sigma V^T$, then the minimizer to problem (9) is uniquely defined by

$$Z^* = VV^T.$$

This naturally implies that Z^* exactly recovers $V_0V_0^T$ when X is clean (i.e., $E_0 = 0$).

The above theorem reveals the connection between LRR and the method in [17], which is a counterpart of PCA (referred to as ‘‘PCA’’ for simplicity). Nevertheless, it is well known that PCA is fragile to the presence of outliers. In contrast, it can be proven in theory that LRR exactly recovers the row space of X_0 from the data contaminated by outliers, as will be shown in the next subsection.

B. Robustness to Outliers and Sample-Specific Corruptions

Assumption 2 is to imagine that a fraction of the data samples are away from the underlying subspaces. This implies that the error term E_0 has sparse column supports. So, the $\ell_{2,1}$ norm is appropriate for characterizing E_0 . By choosing $A = X$ in (8), we have the following convex optimization problem:

$$\min_{Z, E} \|Z\|_* + \lambda \|E\|_{2,1}, \text{ s.t. } X = XZ + E. \quad (10)$$

The above formulation ‘‘seems’’ questionable, because the data matrix (which itself can contain errors) is used as the dictionary for error correction. Nevertheless, as shown in the following two subsections, $A = X$ is indeed a good choice for several particular problems².

1) *Exactness to Outliers:* When an observed data sample is far away from the underlying subspaces, a typical regime is that this sample is from a different model other than subspaces, so called as an *outlier*. In this case, the data matrix X contains two parts, one part consists of authentic samples (denoted by X_0) strictly drawn from the underlying subspaces, and the other part consists of outliers (denoted as E_0) that are not subspace members. To precisely describe this setting, we need to impose an additional constraint on X_0 , that is,

$$\mathcal{P}_{\mathcal{I}_0}(X_0) = 0, \quad (11)$$

where \mathcal{I}_0 is the indices of the outliers (i.e., the column supports of E_0). Furthermore, we use n to denote the total number of data samples in X , $\gamma \triangleq |\mathcal{I}_0|/n$ the fraction of outliers, and r_0 the rank of X_0 . With these notations, we have the following theorem which states that LRR can exactly recover the row space of X_0 and identify the indices of outliers as well.

Theorem 5.2 ([50]): There exists $\gamma^* > 0$ such that LRR with parameter $\lambda = 3/(7\|X\|\sqrt{\gamma^*n})$ strictly succeeds, as long as $\gamma \leq \gamma^*$. Here, the success is in a sense that any minimizer (Z^*, E^*) to (10) can produce

$$U^*(U^*)^T = V_0V_0^T \text{ and } \mathcal{I}^* = \mathcal{I}_0, \quad (12)$$

where U^* is the column space of Z^* , and \mathcal{I}^* is column supports of E^* .

²Note that this does not deny the importance of learning the dictionary. Indeed, the choice of dictionary is a very important aspect in LRR. We leave this as future work.

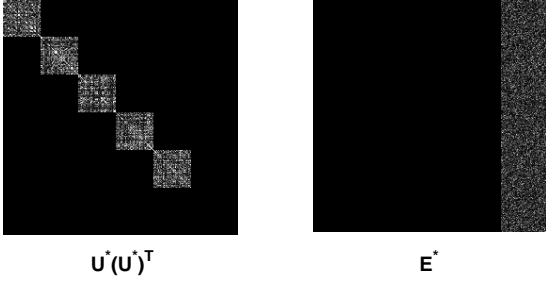


Fig. 5

AN EXAMPLE OF THE MATRICES $U^*(U^*)^T$ AND E^* COMPUTED FROM THE DATA CONTAMINATED BY OUTLIERS. IN A SIMILAR WAY AS [19],

WE CREATE 5 PAIRWISE DISJOINT SUBSPACES EACH OF WHICH IS OF DIMENSION 4, AND DRAW 40 SAMPLES (WITH AMBIENT DIMENSION 200) FROM EACH SUBSPACE. THEN, 50 OUTLIERS ARE RANDOMLY GENERATED FROM $\mathcal{N}(0, s)$, WHERE THE STANDARD DEVIATION s IS SET TO BE THREE TIMES AS LARGE AS THE AVERAGED MAGNITUDES OF THE SAMPLES. BY

CHOOSING $0.16 \leq \lambda \leq 0.34$, LRR PRODUCES A SOLUTION (Z^*, E^*) WITH THE COLUMN SPACE OF Z^* EXACTLY RECOVERING THE ROW SPACE OF X_0 , AND THE COLUMN SUPPORTS OF E^* EXACTLY IDENTIFYING THE INDICES OF THE OUTLIERS.

There are several importance notices in the above theorem. First, the conclusion of $\mathcal{I}^* = \mathcal{I}_0$ is stronger than that of the RPCA method established by Xu et al. [23], which only ensures $\mathcal{I}^* \subseteq \mathcal{I}_0$, i.e., to find a subset of the outliers. Second, although the objective function (10) is not strongly convex and multiple minimizers may exist, it is proven that *any* minimizer is effective for subspace recovery. Third, the coefficient matrix Z^* itself does not recover $V_0 V_0^T$ (notice that Z^* is usually asymmetric except $E^* = 0$), and it is the column space of Z^* that recovers the row space of X_0 . Forth, the performance of LRR is measured by the value of γ^* (the larger, the better), which depends on some data properties such as the incoherence and the extrinsic rank r_0 (γ^* is larger when r_0 is lower). For more details, please refer to [50].

Fig.5 shows some experimental results, which verify the conclusions of Theorem 5.2. Notice that the parameter setting $\lambda = 3/(7\|X\|\sqrt{\gamma^*n})$ is based on the condition $\gamma \leq \gamma^*$ (i.e., the outlier fraction is smaller than a certain threshold), which is just a sufficient (but not necessary) condition for ensuring the success of LRR. So, in practice (even for synthetic examples) where $\gamma > \gamma^*$, it is possible that other values of λ achieve better performances.

2) *Robustness to Sample-Specific Corruptions*: For the phenomenon that an observed sample is away from the subspaces, another regime is that this sample is an authentic subspace member, but grossly corrupted. Usually, such corruptions only happen on a small fraction of data samples, so called as “sample-specific” corruptions. The modeling of sample-specific corruptions is the same as outliers, because in both cases E_0 has sparse column supports. So the formulation (10) is still applicable. However, the setting (11) is no longer valid, and thus LRR may not exactly recover the row space $V_0 V_0^T$ in this case. Fortunately, the conclusion of $\mathcal{I}^* = \mathcal{I}_0$ still holds,




Fig. 6

TWO EXAMPLES OF THE MATRIX $U^*(U^*)^T$ COMPUTED FROM THE DATA CORRUPTED BY SAMPLE-SPECIFIC CORRUPTIONS. (A) THE MAGNITUDES OF THE CORRUPTIONS ARE SET TO BE ABOUT 0.7 TIMES AS LARGE AS THE SAMPLES. CONSIDERING $|U^*(U^*)^T|$ AS AN AFFINITY MATRIX, THE AVERAGE AFFINITY DEGREE OF THE CORRUPTED SAMPLES IS ABOUT 40, WHICH MEANS THAT THE CORRUPTED SAMPLES CAN BE PROJECTED BACK ONTO THEIR RESPECTIVE SUBSPACES. (B) THE MAGNITUDES OF THE CORRUPTIONS ARE SET TO BE ABOUT 3.5 TIMES AS LARGE AS THE SAMPLES. THE AFFINITY DEGREES OF THE CORRUPTED SAMPLES ARE ALL ZERO, WHICH MEANS THAT THE CORRUPTED SAMPLES ARE TREATED AS OUTLIERS. IN THESE EXPERIMENTS, THE DATA SAMPLES ARE GENERATED IN THE SAME WAY AS IN FIG.5. THEN, 10% SAMPLES ARE RANDOMLY CHOSEN TO BE CORRUPTED BY ADDITIVE ERRORS OF GAUSSIAN DISTRIBUTION. FOR EACH EXPERIMENT, THE PARAMETER λ IS CAREFULLY DETERMINED SUCH THAT THE COLUMN SUPPORTS OF E^* IDENTIFY THE INDICES OF THE CORRUPTED SAMPLES.

which means that the column supports of E^* can identify the indices of the corrupted samples. This further implies that LRR is unlikely to cause “positive-false” to change the clean data, and thus can automatically correct the possibly corrupted samples.

While both outliers and sample-specific corruptions are handled in the same way, a question is how to deal with the cases where the authentic samples are heavily corrupted to have similar properties as the outliers. If a sample is heavily corrupted to be far away from the underlying subspaces, it will be treated as an outlier in LRR, as illustrated in Fig.6. This is a reasonable manipulation. For example, it is appropriate to treat a face image as a non-face outlier if the image has been corrupted to be look like something else.

C. Robustness in the Presence of Noise, Outliers and Sample-Specific Corruptions

When there is noise in the data, the column supports of E_0 are not strictly sparse. Nevertheless, the formulation (10) is still applicable, because the $\ell_{2,1}$ norm (which is relaxed from $\ell_{2,0}$ norm) can handle well the signals that approximately have sparse column supports. Since all observations may be contaminated, it is unlikely in theory that the row space $V_0 V_0^T$ can be exactly recovered. So we target on near recovery in this case. By the triangular inequality of matrix norms, the following theorem can be simply proven without any assumptions.




Fig. 7

AN EXAMPLE OF THE MATRICES $U^*(U^*)^T$ AND E^* COMPUTED FROM THE DATA CONTAMINATED BY NOISE, OUTLIERS AND

SAMPLE-SPECIFIC CORRUPTIONS. IN THIS EXPERIMENT, FIRST, WE CREATE 10 PAIRWISE DISJOINT SUBSPACES (EACH OF WHICH IS OF DIMENSION 4) AND DRAW 40 SAMPLES (WITH AMBIENT DIMENSION 2000) FROM EACH SUBSPACE. SECOND, WE RANDOMLY CHOOSE 10% SAMPLES TO BE GROSSLY CORRUPTED BY LARGE ERRORS. THE REST 90% SAMPLES ARE SLIGHTLY CORRUPTED BY SMALL ERRORS. FINALLY, AS IN FIG.5, 100 OUTLIERS ARE RANDOMLY GENERATED. THE TOTAL AMOUNT OF ERRORS (INCLUDING NOISE, SAMPLE-SPECIFIC CORRUPTIONS AND OUTLIERS) IS GIVEN BY $\|E_0\|_F/\|X_0\|_F = 0.63$. BY SETTING $\lambda = 0.3$,

$U^*(U^*)^T$ APPROXIMATELY RECOVERS $V_0V_0^T$ WITH ERROR $\|U^*(U^*)^T - V_0V_0^T\|_F/\|V_0V_0^T\|_F = 0.17$, AND THE COLUMN SUPPORTS OF E^* ACCURATELY IDENTIFY THE INDICES OF THE OUTLIERS AND CORRUPTED SAMPLES. IN CONTRAST, THE RECOVER ERROR PRODUCED BY PCA IS 0.66, AND THAT BY THE RPCA METHOD (USING THE BEST PARAMETERS) INTRODUCED IN [23] IS 0.23.

Theorem 5.3: Let the size of X be $d \times n$, and the rank of X_0 be r_0 . For any minimizer (Z^*, E^*) to problem (10) with $\lambda > 0$, we have

$$\|Z^* - V_0V_0^T\|_F \leq \min(d, n) + r_0.$$

Fig.7 demonstrates the performance of LRR, in the presence of noise, outliers and sample-specific corruptions. It can be seen that the results produced by LRR are quite promising.

One may have noticed that the bound given in above theorem is somewhat loose. To obtain a more accurate bound in theory, one needs to relax the equality constraint of (10) into:

$$\min_{Z, E} \|Z\|_* + \lambda \|E\|_{2,1}, \text{ s.t. } \|X - XZ - E\|_F \leq \xi,$$

where ξ is a parameter for characterizing the amount of the dense noise (Fig.2(a)) possibly existing in data. The above problem can be solved by ALM, in a similar procedure as Algorithm 1. However, the above formulation needs to invoke another parameter ξ , and thus we do not further explore it in this paper.

D. Algorithms for Subspace Segmentation, Model Estimation and Outlier Detection

After obtaining (Z^*, E^*) by solving problem (10), the matrix $U^*(U^*)^T$ that identifies the column space of Z^* is

1) Segmentation with Given Subspace Number:

Algorithm 2 Subspace Segmentation

Input: data matrix X , number k of subspaces.

1. obtain the minimizer Z^* to problem (10).
2. compute the skinny SVD $Z^* = U^*\Sigma^*(V^*)^T$.
3. construct an affinity matrix W by (13).
4. use W to perform NCut and segment the data samples into k clusters.

2) Estimating the Subspace Number k :

Algorithm 3 Estimating the Subspace Number k

Input: data matrix X .

1. compute the affinity matrix W in the same way as in Algorithm 2.
2. compute the Laplacian matrix $L = \mathbf{I} - D^{-\frac{1}{2}}WD^{-\frac{1}{2}}$, where $D = \text{diag}(\sum_j [W]_{1j}, \dots, \sum_j [W]_{nj})$.
3. obtain all singular values $\{\sigma_i\}_{i=1}^n$ of L .
4. estimate the subspace number by (14).

useful for subspace segmentation. Let the skinny SVD of Z^* as $U^*\Sigma^*(V^*)^T$, we define an affinity matrix W as follows:

$$[W]_{ij} = (\tilde{U}\tilde{U}^T)_{ij}^2, \quad (13)$$

where \tilde{U} is formed by $U^*(\Sigma^*)^{\frac{1}{2}}$ with normalized rows. Here, for obtaining better performance on corrupted data, we assign each column of U^* a weight by multiplying $(\Sigma^*)^{\frac{1}{2}}$. Notice that when the data is clean, $\Sigma^* = \mathbf{I}$ and thus this technique does not take any effects. The technical detail of using $(\cdot)^2$ is to ensure that the values of the affinity matrix W are positive (note that the matrix $\tilde{U}\tilde{U}^T$ can have negative values). Finally, we could use the spectral clustering algorithms such as Normalized Cuts (NCut) [35] to segment the data samples into a given number k of clusters. Algorithm 2 summarizes the whole procedure of performing segmentation by LRR.

Although it is generally challenging to estimate the number of subspaces (i.e., number of clusters), it is possible to resolve this model estimation problem due to the block-diagonal structure of the affinity matrix produced by specific algorithms [18], [51], [52]. While a strictly block-diagonal affinity matrix W is obtained, the subspace number k can be found by firstly computing the normalized Laplacian (denoted as L) matrix of W , and then counting the number of zero singular values of L . While the obtained affinity matrix is just near block-diagonal (this is the case in reality), one could predict the subspace number as the number of singular values smaller than a threshold. Here, we suggest a soft thresholding approach that outputs the estimated subspace number \hat{k} by

$$\hat{k} = n - \text{int}\left(\sum_{i=1}^n f_\tau(\sigma_i)\right). \quad (14)$$

Here, n is the total number of data samples, $\{\sigma_i\}_{i=1}^n$ are the singular values of the Laplacian matrix L , $\text{int}(\cdot)$ is the function that outputs the nearest integer of a real number, and $f_\tau(\cdot)$ is a soft thresholding operator defined as

$$f_\tau(\sigma) = \begin{cases} 1, & \text{if } \sigma \geq \tau, \\ \log_2(1 + \frac{\sigma^2}{\tau^2}), & \text{otherwise,} \end{cases}$$

TABLE I
SOME INFORMATION ABOUT HOPKINS155.

| | data dimension | # of data samples | # of subspaces | error level |
|------|----------------|-------------------|----------------|-------------|
| max | 201 | 556 | 3 | 0.0130 |
| min | 31 | 39 | 2 | 0.0002 |
| mean | 59.7 | 295.7 | 2.3 | 0.0009 |
| std. | 20.2 | 140.8 | 0.5 | 0.0012 |

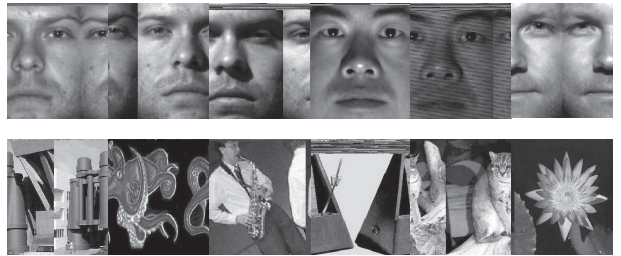


Fig. 8

EXAMPLES OF THE IMAGES IN THE YALE-CALTECH DATASET.

where $0 < \tau < 1$ is a parameter. Algorithm 3 summarizes the whole procedure of estimating the subspace number based on LRR.

3) *Outlier Detection*: As shown in Theorem 5.2, the minimizer E^* (with respect to the variable E) can be used to detect the outliers that possibly exist in data. This can be simply done by finding the nonzero columns of E^* , when all or a fraction of data samples are clean (i.e., Assumption 1 and Assumption 2). For the cases where the learnt E^* only approximately has sparse column supports, one could use thresholding strategy; that is, the i -th data vector of X is judged to be outlier if and only if

$$\| [E^*]_{:,i} \|_2 > \delta, \quad (15)$$

where $\delta > 0$ is a parameter.

Since the affinity degrees of the outliers are zero or close to being zero (see Fig.5 and Fig.7), the possible outliers can be also removed by discarding the data samples whose affinity degrees are smaller than a certain threshold. Such a strategy is commonly used in spectral-type methods [18], [20]. Generally, the underlying principle of this strategy is essential the same as (15). Comparing to the strategy of characterizing the outliers by affinity degrees, there is an advantage of using E^* to indicate outliers; that is, the formulation (10) can be easily extended to include more priors, e.g., the multiple visual features as done in [26], [27].

VI. EXPERIMENTS

LRR has been used to achieve state-of-the-art performance in several applications such as motion segmentation [25], image segmentation [26], face recognition [25] and saliency detection [27]. In the experiments of this paper, we shall focus on analyzing the essential aspects of LRR, under the context of subspace segmentation and outlier detection.

A. Experimental Data

1) *Hopkins155*: To verify the segmentation performance of LRR, we adopt for experiments the Hopkins155 [53] motion database, which provides an extensive benchmark for testing various subspace segmentation algorithms. In Hopkins155, there are 156 video sequences along with the features extracted and tracked in all the frames. Each sequence is a sole dataset (i.e., data matrix) and so there are in total 156 datasets of different properties, including the number of subspaces, the data dimension and the number of data samples. Although the outliers in the data have been manually removed and the overall error level of is low, some sequences (about 10

sequences) are grossly corrupted and have notable error levels. Table I summarizes some information about Hopkins155. For a sequence represented as a data matrix X , its error level is estimated by its rank- r approximation: $\|X - U_r \Sigma_r V_r^T\|_F / \|X\|_F$, where Σ_r contains the largest r singular values of X , and U_r (resp. V_r) is formed by taking the top r left (resp. right) singular vectors. Here, we set $r = 4k$ (k is the subspace number of the sequence), due to the fact that the rank of each subspace in motion data is at most 4.

2) *Yale-Caltech*: To test LRR’s effectiveness in the presence of outliers and corruptions, we create a dataset by combing Extended Yale Database B [54] and Caltech101 [55]. For Extended Yale Database B, we remove the images pictured under extreme light conditions. Namely, we only use the images with view directions smaller than 45 degrees and light source directions smaller than 60 degrees, resulting in 1204 authentic samples approximately drawn from a union of 38 low-rank subspaces (each face class corresponds to a subspace). For Caltech101, we only select the classes containing no more than 40 images, resulting in 609 non-face outliers. Fig.8 shows some examples of this dataset.

B. Baselines

Due to the close connections between PCA and LRR, we choose PCA and RPCA methods as the baselines. Moreover, some previous subspace segmentation methods are also considered.

1) *PCA (i.e., SIM)*: The PCA method is widely used for dimension reduction. Actually, it can also be applied to subspace segmentation and outlier detection as follows: first, we use SVD to obtain the rank- r (r is a parameter) approximation of the data matrix X , denoted as $X \approx U_r \Sigma_r V_r^T$; second, we utilize $V_r V_r^T$, which is an estimation of the Shape Interaction Matrix (SIM), for subspace segmentation in a similar way as Algorithm 2 (the only difference is the estimation of SIM); finally, we compute $E_r = X - U_r \Sigma_r V_r^T$ and use E_r to detect outliers according to (15).

2) *RPCA*: As an improvement over PCA, the robust PCA (RPCA) methods can also do subspace segmentation and outlier detection. In this work, we consider two RPCA methods introduced in [22] and [23], which are based on minimizing

$$\min_{D,E} \|D\|_* + \lambda \|E\|_\ell, \text{ s.t. } X = D + E.$$

In [22], the ℓ_1 norm is used to characterize random corruptions, so referred to as “RPCA₁”. In [23], the $\ell_{2,1}$ norm is

adopted for detecting outliers, so referred to as “RPCA₂”. The detailed procedures for subspace segmentation and outlier detection are almost the same as the PCA case above. The difference is that V_r is formed from the skinny SVD of (not X), which is obtained by solving the above optimization problem. Note here that the value of r is determined by parameter λ , and thus one only needs to select λ .

3) *SR*: LRR has similar appearance as sparse representation (SR), which has been applied to subspace segmentation [18]. For fair comparison, in this work we implement an $\ell_{2,1}$ -norm based SR method that computes an affinity matrix by minimizing

$$\min_{Z,E} \|Z\|_1 + \lambda \|E\|_{2,1}, \text{ s.t. } X = XZ + E, [Z]_{ii} = 0.$$

Here, SR needs to enforce $[Z]_{ii} = 0$ to avoid the trivial solution $Z = I$. After obtaining a minimizer (Z^*, E^*), we use $W = |Z^*| + |(Z^*)^T|$ as the affinity matrix to do subspace segmentation. The procedure of using E^* to perform outlier detection is the same as LRR.

4) *Some other Methods*: We also consider for comparison some previous subspace segmentation methods, including Random Sample Consensus (RANSAC) [12], Generalized PCA (GPCA) [33], Local Subspace Analysis (LSA) [2], Agglomerative Lossy Compression (ALC) [3], Sparse Subspace Clustering (SSC) [18], Spectral Clustering (SC) [38], Spectral Curvature Clustering (SCC) [36], Multi Stage Learning (MSL) [56], Locally Linear Manifold Clustering (LLMC) [57], Local Best-fit Flats (LBF) [37] and Spectral LBF (SLBF) [37].

C. Evaluation Metrics

1) *Segmentation Accuracy (or Error)*: The segmentation results can be evaluated in a similar way as classification results. Nevertheless, since segmentation methods cannot provide the class label for each cluster, a postprocessing step is needed to assign each cluster a label. A commonly used strategy is to try every possible label vectors that satisfy the segmentation results. The final label vector is chosen as the one that best matches the ground truth classification results. Such a *global search* strategy is precise, but inefficient when the subspace number k is large. Namely, the computational complexity is $k!$, which is higher than 2^k for $k \geq 2$. Hence, we suggest a *local search* strategy as follows: given the ground truth classification results, the label of a cluster is the index of the ground truth class that contributes the maximum number of samples to the cluster. This local search strategy is quite efficient because its computational complexity is only $O(k)$, and can usually produce the same evaluation results as global search. Nevertheless, it is possible that two different clusters are assigned with the same label. So, we use the local search strategy only when $k \geq 10$.

2) *Receiver Operator Characteristic*: To evaluate the effectiveness of outlier detection without choosing a parameter δ for (15), we consider the receiver operator characteristic (ROC), which is widely used to evaluate the performance of binary classifiers. The ROC curve is obtained by trying all possible thresholding values, and for each value, plotting the true positives rate on the Y-axis against the false positive rate

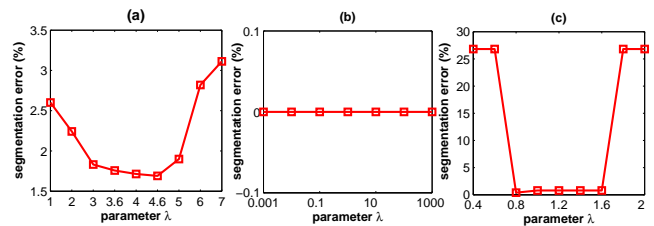


Fig. 9

THE INFLUENCES OF THE PARAMETER λ OF LRR. (A) ON ALL 156 SEQUENCES OF HOPKINS 155, THE OVERALL SEGMENTATION PERFORMANCE IS EQUALLY GOOD WHILE $3 \leq \lambda \leq 5$. (B) ON THE 43-TH SEQUENCE, THE SEGMENTATION ERROR IS ALWAYS 0 FOR $0.001 \leq \lambda \leq 1000$. (C) ON THE 62-TH SEQUENCE, THE SEGMENTATION PERFORMANCE IS GOOD ONLY WHEN $0.8 \leq \lambda \leq 1.6$.

value on the X-axis. The areas under the ROC curve, known as AUC, provides a number for evaluating the quality of outlier detection. Note that the AUC score is the larger the better, and always ranges between 0 and 1.

D. Results on Hopkins155

1) *Choosing the Parameter λ* : The parameter $\lambda > 0$ is used to balance the effects of the two parts in problem (10). In general, the choice of this parameter depends on the prior knowledge on the error level of data. When the errors are slight, we should use relatively large λ ; when the errors are heavy, we should set λ to be relatively small.

Fig.9(a) shows the evaluation results over all 156 sequences in Hopkins155: while λ ranges from 1 to 6, the segmentation error only varies from 1.69% to 2.81%; while λ ranges from 3 to 5, the segmentation error almost remains unchanged, slightly varying from 1.69% to 1.87%. This phenomenon is mainly due to two reasons as follows. First, on most sequences (about 80%) which are almost clean and easy to segment, LRR could work well by choosing λ arbitrarily, as exemplified in Fig.9(b). Second, there is an “invariance” in LRR, namely Theorem 4.3 implies that the minimizer to problem (10) always satisfies $Z^* \in \text{span}(X^T)$. This implies that the solution of LRR can be partially stable while λ is varying.

The analysis above does not deny the importance of model selection. As shown in Fig.9(c), the parameter λ can largely affect the segmentation performance on some sequences. Actually, if we turn λ to the best for each sequence, the overall error rate is only 0.07%. Although this number is achieved in an “impractical” way, it verifies the significance of selecting the parameter λ , especially when the data is corrupted. For the experiments below, we choose $\lambda = 4$ for LRR.

2) *Segmentation Performance*: In this subsection, we show LRR’s performance in subspace segmentation with the subspace number given. For comparison, we also list the results of PCA, RPCA₁, RPCA_{2,1} and SR (these methods are introduced in Section VI-B). Table II illustrates that LRR performs better than PCA and RPCA. Here, the advantages of LRR are mainly due to its methodology. More precisely, LRR *directly* targets

TABLE II

SEGMENTATION RESULTS (ON HOPKINS155) OF PCA, RPCA₁, RPCA_{2,1}, SR AND LRR.

| segmentation errors (%) over all 156 sequences | | | | | |
|--|------------|-------------------|---------------------|--------------|-------------|
| | PCA | RPCA ₁ | RPCA _{2,1} | SR | LRR |
| mean | 4.56 | 4.13 | 3.26 | 3.89 | 1.71 |
| std. | 10.80 | 10.37 | 9.09 | 7.70 | 4.85 |
| max | 49.78 | 45.83 | 47.15 | 32.57 | 33.33 |
| average run time (seconds) per sequence | | | | | |
| | 0.2 | 0.8 | 0.8 | 4.2 | 1.9 |

TABLE III

RESULTS (ON HOPKINS155) OF ESTIMATING THE SUBSPACE NUMBER.

| # total | # predicted | prediction rate (%) | absolute error | | | |
|------------------------------------|-------------|---------------------|----------------|------|------|------|
| 156 | 121 | 77.6 | 0.25 | | | |
| influences of the parameter τ | | | | | | |
| parameter τ | 0.06 | 0.07 | 0.08 | 0.09 | 0.10 | 0.11 |
| prediction rate | 66.7 | 71.2 | 77.6 | 75.0 | 72.4 | 71.2 |
| absolute error | 0.37 | 0.30 | 0.25 | 0.26 | 0.29 | 0.30 |

on recovering the row space $V_0 V_0^T$, which provably determines the segmentation results. In contrast, PCA and RPCA methods are designed for recovering the column space $U_0 U_0^T$, which is designed for dimension reduction. One may have noticed that RPCA_{2,1} outperforms PCA and RPCA₁. This implies that the errors in this database tend to be sample-specific.

Besides the superiorities in segmentation accuracy, another advantage of LRR is that it can work well under a wide range of parameter settings, as shown in Fig.9. Whereas, RPCA methods are sensitive to the parameter λ . Taking RPCA_{2,1} for example, it achieves an error rate of 3.26% by choosing $\lambda = 0.32$. However, the error rate increases to 4.5% at $\lambda = 0.34$, and 3.7% at $\lambda = 0.3$.

The efficiency (in terms of running time) of LRR is comparable to PCA and RPCA methods. Theoretically, the computational complexity (with regard to d and n) of LRR is the same as RPCA methods. LRR costs more computational time because its optimization procedure needs more iterations than RPCA to converge.

3) *Performance of Estimating Subspace Number*: Since there are 156 sequences in total, this database also provides a good benchmark for evaluating the effectiveness of Algorithm 3, which is to estimate the number of subspaces underlying a collection of data samples. Table III shows the results. By choosing $\tau = 0.08$, LRR correctly predicts the true subspace number of 121 sequences. The absolute error (i.e., $|\hat{k} - k|$) averaged over all sequences is 0.25. These results illustrate that it is hopeful to resolve the problem of estimating the subspace number, which is a challenging model estimation problem.

4) *Comparing to State-of-the-art Methods*: Notice that previous methods only report the results for 155 sequences. After discarding the degenerated sequence, the error rate of LRR is 1.59% which is comparable to the state-of-the-art methods, as shown in Table IV. The performance of LRR can be further improved by refining the formulation (10), which uses the observed data matrix X itself as the dictionary. When the data is corrupted by dense noise (this is usually true in reality), this

TABLE IV

SEGMENTATION ERRORS (%) ON HOPKINS155 (155 SEQUENCES).

| | GPCA | RANSAC | MSL | LSA | LLMC |
|------|-------|--------|------|-------------|------------|
| mean | 10.34 | 9.76 | 5.06 | 4.94 | 4.80 |
| | PCA | LBF | ALC | SCC | SLBF |
| mean | 4.47 | 3.72 | 3.37 | 2.70 | 1.35 |
| | SSC | SC | LRR | | |
| | | | [40] | [25] | this paper |
| mean | 1.24 | 1.20 | 1.22 | 0.85 | 1.59 |

TABLE V

SEGMENTATION ACCURACY (ACC) AND AUC COMPARISON ON THE YALE-CALTECH DATASET.

| | PCA | RPCA ₁ | RPCA _{2,1} | SR | LRR |
|-------------|------------|-------------------|---------------------|--------|---------------|
| ACC (%) | 77.15 | 82.97 | 83.72 | 73.17 | 86.13 |
| AUC | 0.9653 | 0.9819 | 0.9863 | 0.9239 | 0.9927 |
| time (sec.) | 0.6 | 60.8 | 59.2 | 383.5 | 152.6 |

certainly is not the best choice. In [40] and [49], a non-convex formulation is adopted to learn the original data X_0 and its row space $V_0 V_0^T$ simultaneously:

$$\min_{D,Z,E} \|Z\|_* + \lambda \|E\|_1 \text{ s.t. } X = D + E, D = DZ,$$

where the unknown variable D is used as the dictionary. This method can achieve an error rate of 1.22%. In [25], it is explained that the issues of choosing dictionary can be relieved by considering the unobserved, hidden data. Furthermore, it is deduced that the effects of hidden data can be approximately modeled by the following convex formulation:

$$\min_{Z,L,E} \|Z\|_* + \|L\|_* + \lambda \|E\|_1 \text{ s.t. } X = XZ + LX + E,$$

which intuitively integrates subspace segmentation and feature extraction into a unified framework. This method can achieve an error rate of 0.85%, which outperforms other subspace segmentation algorithms.

While several methods have achieved an error rate below 3% on Hopkins155, subspace segmentation problem is still far from being ended. A long term difficult is how to solve the model selection problems, e.g., estimating the parameter λ of LRR. Also, it would not be trivial to handle more complicated datasets that contain more noise, outliers and corruptions.

E. Results on Yale-Caltech

The goal of this test is to identify 609 non-face outliers and segment the rest 1204 face images into 38 clusters. The performance of segmentation and outlier detection is evaluated by segmentation accuracy (ACC) and AUC, respectively. While investigating segmentation performance, the affinity matrix is computed from all images, including both the face images and non-face outliers. However, for the convenience of evaluation, the outliers and the corresponding affinities are removed (according to the ground truth) before using NCut to obtain the segmentation results.

We resize all images into 20×20 pixels and form a data matrix of size 400×1813 . Table V shows the results of

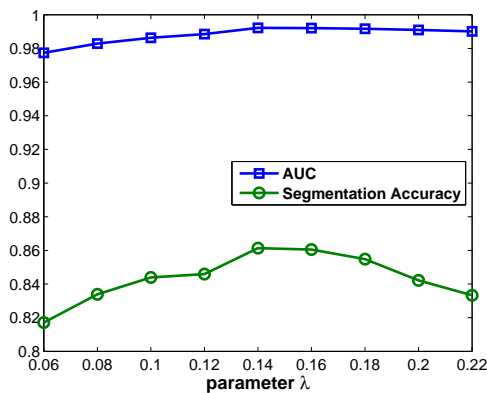


Fig. 10

THE INFLUENCES OF THE PARAMETER λ OF LRR. THESE RESULTS ARE COLLECTED FROM THE YALE-CALTECH DATASET. ALL IMAGES ARE RESIZED TO 20×20 PIXELS.

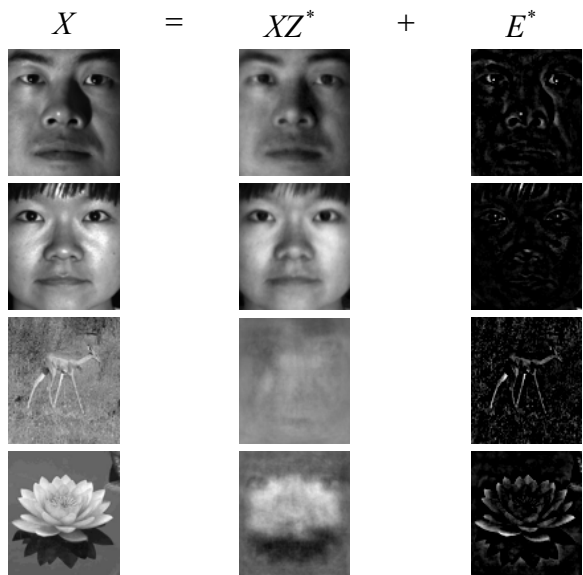


Fig. 11

SOME EXAMPLES OF USING LRR TO CORRECT THE ERRORS IN THE YALE-CALTECH DATASET. LEFT: THE ORIGINAL DATA MATRIX X ; MIDDLE: THE CORRECTED DATA XZ^* ; RIGHT: THE ERROR E^* .

PCA, RPCA, SR and LRR. It can be seen that LRR is better than PCA and RPCA methods, in terms of both subspace segmentation and outlier detection. These experimental results are consistent with Theorem 5.2, which shows that LRR has a stronger guarantee than RPCA methods in performance. Notice that SR is behind the others³. This is because the presence or absence of outliers is unnecessary to notably alert the sparsity of the reconstruction coefficients, and thus it is hard for SR to handle well the data contaminated by outliers.

Fig.10 shows the performance of LRR while the parameter λ varies from 0.06 to 0.22. Notice that LRR is more sensitive to λ on this dataset than on Hopkins155. This is because the error level of Hopkins155 is quite low (see Table I), whereas, the Yale-Caltach dataset contains outliers and corrupted images (see Fig.8).

To visualize LRR’s effectiveness in error correction, we create another data matrix with size 8064×1813 by resizing all images into 96×84 . Fig.11 shows some results produced by LRR. It is worth noting that the “error” term E^* can contain “useful” information, e.g., the eyes and salient objects. Here, the principle is to decompose the data matrix into a low-rank part and a sparse part, with the low-rank part (XZ^*) corresponding to the principal features of the whole dataset, and the sparse part (E^*) corresponding to the rare features which cannot be modeled by low-rank subspaces. This implies that it is possible to use LRR to extract the discriminative features and salient regions, as done in face recognition [25] and saliency detection [27].

VII. CONCLUSION AND FUTURE WORK

In this paper we proposed low-rank representation (LRR) to identify the subspace structures from corrupted data. Namely, our goal is to segment the samples into their respective

³The results (for outlier detection) in Table V are obtained by using the strategy of (15). While using the strategy of checking the affinity degree, the results produced by SR is even worse, only achieving an AUC of 0.81 by using the best parameters.

subspaces and correct the possible errors simultaneously. LRR is a generalization of the recently established PRCA methods [22], [23], extending the recovery of corrupted data from single subspace to multiple subspaces. Also, LRR generalizes the approach of Shape Interaction Matrix (SIM), giving a way to define an SIM between two different matrices (see Theorem 4.1), and providing a mechanism to recover the true SIM (or row space) from corrupted data. Both theoretical and experimental results show the effectiveness of LRR. However, there still remain several problems for future work:

- It may achieve significant improvements by learning a dictionary A , which partially determines the solution of LRR. In order to exactly recover the row space V_0 , Theorem 4.3 illustrates that the dictionary A must satisfy the condition of $V_0 \in \text{span}(A^T)$. When the data is only contaminated by outliers, this condition can be obeyed by simply choosing $A = X$. However, this choice cannot ensure the valid of $V_0 \in \text{span}(A^T)$ while the data contains other types of errors, e.g., dense noise.
- The proofs of Theorem 5.2 do not depend on the assumption of Restricted Isometry Property (RIP) [58], which is the standard assumption of the dictionary matrix. As a future direction, it is interesting to see whether the technique presented can be extended to general dictionary matrices other than X .
- A critical issue in LRR is how to estimate or select the parameter λ . For the data contaminated by various errors such as noise, outliers and corruptions, the estimation of λ is quite challenging.
- The subspace segmentation should not be the only application of LRR. Actually, it has been successfully applied to the applications other than segmentation, e.g., saliency

detection [27]. In general, the presented LRR method can be extended to solve various applications well.

APPENDIX

A. Proof of Theorem 4.1

Proof: Since $X \in \text{span}(A)$, we have $\text{rank}([X, A]) = \text{rank}(A)$. By the definitions of V_X and V_A , it can be concluded that the matrix V_A^T has full row rank. That is, if the skinny SVD of V_A^T is $U_1 \Sigma_1 V_1^T$, then U_1 is an orthogonal matrix. Through some simple computations, we have

$$V_A(V_A^T V_A)^{-1} = V_1 \Sigma_1^{-1} U_1^T. \quad (16)$$

Also, it can be calculated that the constraint $X = AZ$ is equal to $V_X^T = V_A^T Z$, which is also equal to $\Sigma_1^{-1} U_1^T V_X^T = V_1^T Z$. So problem (4) is equal to the following optimization problem:

$$\min_Z \|Z\|_*, \quad \text{s.t.} \quad V_1^T Z = \Sigma_1^{-1} U_1^T V_X^T.$$

By Lemma 4.3 and (16), problem (4) has a unique minimizer

$$Z^* = V_1 \Sigma_1^{-1} U_1^T V_X^T = V_A(V_A^T V_A)^{-1} V_X^T.$$

B. Proof of Corollary 4.1

Proof: By (5), we have $\text{rank}(Z^*) = \text{rank}(V_X)$. By the definition of V_X , we have $\text{rank}(X) = \text{rank}(U \Sigma V_X^T) = \text{rank}(V_X)$. Hence, $\text{rank}(Z^*) = \text{rank}(X)$. At the same time, for any feasible solution Z to problem (3), we have $\text{rank}(Z) \geq \text{rank}(AZ) = \text{rank}(X)$. So, Z^* is also optimal to problem (3). ■

C. Proof of Corollary 4.2

Proof: Notice that $V_A^T = \Sigma^{-1} U^T A$ and $V_X^T = \Sigma^{-1} U^T X$. Putting these into (5), we have $Z^* = A^T U \Sigma^{-1} (\Sigma^{-1} U^T A A^T U \Sigma^{-1})^{-1} \Sigma^{-1} U^T X$. Since A is of full row rank, the matrix U is orthogonal and $A A^T$ is invertible. Hence, it can be further calculated that $Z^* = A^T (A A^T)^{-1} X$. ■

D. Proof of Lemma 4.1

Proof: Let the full SVD of M be $M = U_M \Sigma_M V_M^T$, then $U M V^T = (U U_M) \Sigma_M (V V_M)^T$. As $(U U_M)^T (U U_M) = \mathbf{I}$ and $(V V_M)^T (V V_M) = \mathbf{I}$, $(U U_M) \Sigma_M (V V_M)^T$ is actually an SVD of $U M V^T$. By the definition of the nuclear norm, we have $\|M\|_* = \text{tr}(\Sigma_M) = \|U M V^T\|_*$. ■

E. Proof of Lemma 4.2

Proof: The proof is simply based on the following fact: for any two matrices M_1 and M_2 , we have

$$\|[M_1, M_2]\|_* \geq \|M_1\|_* \quad \text{and} \quad \|[M_1; M_2]\|_* \geq \|M_1\|_*$$

and the equality can hold if and only if $M_2 = 0$. ■

F. Proof of Lemma 4.3

Proof: First, we prove that $\|M\|_*$ is the minimum objective function value and $Z^* = U M V^T$ is a minimizer. For any feasible solution Z , let $Z = U_Z \Sigma_Z V_Z^T$ be its full SVD. Let $B = U^T U_Z$ and $C = V_Z^T V$. Then the constraint $U^T Z V = M$ is equal to

$$B \Sigma_Z C = M. \quad (17)$$

Since $B B^T = \mathbf{I}$ and $C^T C = \mathbf{I}$, we can find the orthogonal complements B_\perp and C_\perp such that

$$\begin{bmatrix} B \\ B_\perp \end{bmatrix} \quad \text{and} \quad [C, C_\perp]$$

are orthogonal matrices. According to the unitary invariance of the nuclear norm, Lemma 4.2 and (17), we have

$$\begin{aligned} \|Z\|_* &= \|\Sigma_Z\|_* = \left\| \begin{bmatrix} B \\ B_\perp \end{bmatrix} \Sigma_Z [C, C_\perp] \right\|_* \\ &= \left\| \begin{bmatrix} B \Sigma_Z C & B \Sigma_Z C_\perp \\ B_\perp \Sigma_Z C & B_\perp \Sigma_Z C_\perp \end{bmatrix} \right\|_* \\ &\geq \|B \Sigma_Z C\|_* = \|M\|_*, \end{aligned}$$

Hence, $\|M\|_*$ is the minimum objective function value of problem (6). At the same time, Lemma 4.1 proves that $\|Z^*\|_* = \|U M V^T\|_* = \|M\|_*$. So $Z^* = U M V^T$ is a minimizer to problem (6). ■

Second, we prove that $Z^* = U M V^T$ is the unique minimizer. Assume that $Z_1 = U M V^T + H$ is another optimal solution. By $U^T Z_1 V = M$, we have

$$U^T H V = 0. \quad (18)$$

Since $U^T U = \mathbf{I}$ and $V^T V = \mathbf{I}$, similar to above, we can construct two orthogonal matrices: $[U, U_\perp]$ and $[V, V_\perp]$. By the optimality of Z_1 , we have

$$\begin{aligned} \|M\|_* &= \|Z_1\|_* = \|U M V^T + H\|_* \\ &= \left\| \begin{bmatrix} U^T \\ U_\perp^T \end{bmatrix} (U M V^T + H) \begin{bmatrix} V & V_\perp \end{bmatrix} \right\|_* \\ &= \left\| \begin{bmatrix} M & U^T H V_\perp \\ U_\perp^T H V & U_\perp^T H V_\perp \end{bmatrix} \right\|_* \\ &\geq \|M\|_*. \end{aligned}$$

According to Lemma 4.2, the above equality can hold if and only if

$$U^T H V_\perp = U_\perp^T H V = U_\perp^T H V_\perp = 0.$$

Together with (18), we conclude that $H = 0$. So the optimal solution is unique. ■

G. Proof of Theorem 4.2

Proof: Let Z^* be the optimizer to problem (4). Form a block-diagonal matrix W by setting

$$[W]_{ij} = \begin{cases} [Z^*]_{ij}, & [A]_{:,i} \text{ and } [X]_{:,j} \text{ belong to} \\ & \text{the same subspace,} \\ 0, & \text{otherwise.} \end{cases}$$

⁴When B and/or C are already orthogonal matrices, i.e., $B_\perp = \emptyset$ and/or $C_\perp = \emptyset$, our proof is still valid.

Write $Q = Z^* - W$. For any data vector $[X]_{:,j}$, without loss of generality, suppose $[X]_{:,j}$ belongs to the i -th subspace; i.e., $[AZ^*]_{:,j} \in S_i$. Then by construction, we have $[AW]_{:,j} \in S_i$ and $[AQ]_{:,j} \in \oplus_{m \neq i} S_m$. But $[AQ]_{:,j} = [X]_{:,j} - [AW]_{:,j} \in S_i$. By independence, we have $S_i \cap \oplus_{m \neq i} S_m = \{0\}$, and so $[AQ]_{:,j} = 0, \forall j$.

Hence, $AQ = 0$, and W is feasible for (4). By Lemma 4.4, we have $\|Z^*\|_* \geq \|W\|_*$. Also, by the uniqueness of the minimizer (see Theorem 4.1), we conclude that $Z^* = W$ and hence Z^* is block-diagonal.

Again, by the uniqueness of the minimizer Z^* , we can conclude that for all i 's, Z_i^* is also the unique minimizer to the following optimization problem:

$$\min_J \|J\|_*, \quad \text{s.t. } X_i = A_i J.$$

By Corollary 4.1, we conclude that $\text{rank}(Z_i^*) = \text{rank}(X_i)$. ■

H. Proof of Theorem 4.3

Proof: Note that the LRR problem (7) always has feasible solution(s), e.g., $(Z = 0, E = X)$ is feasible. So, an optimal solution, denoted as (Z^*, E^*) , exists. By Theorem 4.1, we have

$$\begin{aligned} Z^* &= \arg \min_Z \|Z\|_* \quad \text{s.t. } X - E^* = AZ \\ &= V_A (V_A^T V_A)^{-1} V_1^T, \end{aligned}$$

where V_A and V_1 are calculated as follows: compute the skinny SVD of $[A, X - E^*]$, denoted as $[A, X - E^*] = U \Sigma V^T$, and partition V as $V = [V_A; V_1]$ such that $A = U \Sigma V_A^T$ and $X - E^* = U \Sigma V_1^T$. Since $V_A^T = \Sigma^{-1} U^T A$ and so $V_A = A^T U \Sigma^{-1}$, we have

$$Z^* = A^T U \Sigma^{-1} (V_A^T V_A)^{-1} V_1^T,$$

which simply leads to $Z^* \in \text{span}(A^T)$. ■

I. Proof of Theorem 5.3

Proof: Let the skinny SVD of X be $U \Sigma V^T$. It is simple to see that $(V V^T, 0)$ is feasible to problem (9). By the convexity of (9), we have

$$\begin{aligned} \|Z^*\|_* &\leq \|Z^*\|_* + \lambda \|E^*\| \leq \|V V^T\|_* \\ &= \text{rank}(X) \\ &\leq \min(d, n). \end{aligned}$$

Hence,

$$\begin{aligned} \|Z^* - V_0 V_0^T\|_F &\leq \|Z^* - V_0 V_0^T\|_* \\ &\leq \|Z^*\|_* + \|V_0 V_0^T\|_* \\ &= \|Z^*\|_* + r_0 \\ &\leq \min(d, n) + r_0. \end{aligned}$$

ACKNOWLEDGMENTS

The authors thank Huan Xu for sharing his valuable ideas in proving Theorem 5.2.

REFERENCES

- [1] W. Gear, "Multibody grouping from motion images," *International Journal on Computer Vision*, vol. 29, no. 2, pp. 133–150, 1998.
- [2] J. Yan and M. Pollefeys, "A general framework for motion segmentation: Independent, articulated, rigid, non-rigid, degenerate and non-degenerate," in *European Conference on Computer Vision*, vol. 4, 2006, pp. 94–106.
- [3] S. Rao, R. Tron, R. Vidal, and Y. Ma, "Motion segmentation in the presence of outlying, incomplete, or corrupted trajectories," *IEEE Transactions on Pattern Analysis and Machine Intelligence*, vol. 32, no. 10, pp. 1832–1845, 2010.
- [4] J. Wright, A. Yang, A. Ganesh, S. Sastry, and Y. Ma, "Robust face recognition via sparse representation," *IEEE Transactions on Pattern Analysis and Machine Intelligence*, vol. 31, pp. 210–227, 2008.
- [5] Y. Ma, H. Derksen, W. Hong, and J. Wright, "Segmentation of multivariate mixed data via lossy data coding and compression," *IEEE Transactions on Pattern Analysis and Machine Intelligence*, vol. 29, no. 9, pp. 1546–1562, 2007.
- [6] J. Mercer, "Functions of positive and negative type, and their connection with the theory of integral equations," *Philosophical Transactions of the Royal Society*, vol. 209, pp. 415–446, 1909.
- [7] E. Candès and B. Recht, "Exact matrix completion via convex optimization," *Foundations of Computational Mathematics*, vol. 9, no. 6, pp. 717–772, 2009.
- [8] R. Keshavan, A. Montanari, and S. Oh, "Matrix completion from noisy entries," *Journal of Machine Learning Research*, vol. 11, pp. 2057–2078, 2010.
- [9] J. Wright, A. Ganesh, S. Rao, Y. Peng, and Y. Ma, "Robust principal component analysis: Exact recovery of corrupted low-rank matrices via convex optimization," in *Advances in Neural Information Processing Systems*, 2009, pp. 2080–2088.
- [10] J. Ho, M. Yang, J. Lim, K. Lee, and D. Kriegman, "Clustering appearances of objects under varying illumination conditions," in *IEEE Conference on Computer Vision and Pattern Recognition*, vol. 1, 2003, pp. 11–18.
- [11] G. Liu, Z. Lin, X. Tang, and Y. Yu, "Unsupervised object segmentation with a hybrid graph model (HGM)," *IEEE Transactions on Pattern Analysis and Machine Intelligence*, vol. 32, no. 5, pp. 910–924, 2010.
- [12] M. Fischler and R. Bolles, "Random sample consensus: a paradigm for model fitting with applications to image analysis and automated cartography," *Commun. ACM*, vol. 24, no. 6, pp. 381–395, 1981.
- [13] J. Wright and Y. Ma, "Dense error correction via l_{11} -minimization," *IEEE Transactions on Information Theory*, vol. 56, no. 7, pp. 3540–3560, 2010.
- [14] L. Lu and R. Vidal, "Combined central and subspace clustering for computer vision applications," in *International conference on Machine learning*, 2006, pp. 593–600.
- [15] K. Huang and S. Aviyente, "Sparse representation for signal classification," in *Advances in Neural Information Processing Systems*, 2006, pp. 609–616.
- [16] C. Zhang and R. Bitmead, "Subspace system identification for training-based mimo channel estimation," *Automatica*, vol. 41, no. 9, pp. 1623–1632, 2005.
- [17] J. Costeira and T. Kanade, "A multibody factorization method for independently moving objects," *International Journal on Computer Vision*, vol. 29, no. 3, pp. 159–179, 1998.
- [18] E. Elhamifar and R. Vidal, "Sparse subspace clustering," in *IEEE Conference on Computer Vision and Pattern Recognition*, vol. 2, 2009, pp. 2790–2797.
- [19] G. Liu, Z. Lin, and Y. Yu, "Robust subspace segmentation by low-rank representation," in *International Conference on Machine Learning*, 2010, pp. 663–670.
- [20] G. Lerman and T. Zhang, "Robust recovery of multiple subspaces by geometric l_p minimization," *Preprint*, 2011.
- [21] E. Candès and Y. Plan, "Matrix completion with noise," in *IEEE Proceeding*, vol. 98, 2010, pp. 925–936.
- [22] E. Candès, X. Li, Y. Ma, and J. Wright, "Robust principal component analysis?" *Journal of the ACM*, 2009.
- [23] H. Xu, C. Caramanis, and S. Sanghavi, "Robust pca via outlier pursuit," in *Advances in Neural Information Processing Systems*, 2010.
- [24] M. Fazel, "Matrix rank minimization with applications," *PhD thesis*, 2002.
- [25] G. Liu and S. Yan, "Latent low-rank representation for subspace segmentation and feature extraction," in *IEEE International Conference on Computer Vision*, 2011.

- [26] B. Chen, G. Liu, Z. Huang, and S. Yan, "Multi-task low-rank affinities pursuit for image segmentation," in *IEEE International Conference on Computer Vision*, 2011.
- [27] C. Lang, G. Liu, J. Yu, and S. Yan, "Saliency detection by multi-task sparsity pursuit," *IEEE Transactions on Image Processing*, 2011.
- [28] Y. Eldar and M. Mishali, "Robust recovery of signals from a structured union of subspaces," *IEEE Transactions on Information Theory*, vol. 55, no. 11, pp. 5302–5316, 2009.
- [29] A. Gruber and Y. Weiss, "Multibody factorization with uncertainty and missing data using the EM algorithm," in *IEEE Conference on Computer Vision and Pattern Recognition*, vol. 1, 2004, pp. 707–714.
- [30] T. Zhang, A. Szlám, and G. Lerman, "Median k-flats for hybrid linear modeling with many outliers," in *IEEE International Workshop on Subspace Methods*, 2009.
- [31] A. Yang, S. Rao, and Y. Ma, "Robust statistical estimation and segmentation of multiple subspaces," in *Workshop of IEEE Conference on Computer Vision and Pattern Recognition*, 2006.
- [32] J. Wright, Y. Tao, Z. Lin, Y. Ma, and H. Shum, "Classification via minimum incremental coding length (MICL)," in *Advances in Neural Information Processing Systems*, 2008.
- [33] Y. Ma, A. Yang, H. Derksen, and R. Fossum, "Estimation of subspace arrangements with applications in modeling and segmenting mixed data," *SIAM Review*, vol. 50, no. 3, pp. 413–458, 2008.
- [34] S. Rao, A. Yang, S. Sastry, and Y. Ma, "Robust algebraic segmentation of mixed rigid-body and planar motions in two views," *International Journal on Computer Vision*, vol. 88, no. 3, pp. 425–446, 2010.
- [35] J. Shi and J. Malik, "Normalized cuts and image segmentation," *IEEE Transactions on Pattern Analysis and Machine Intelligence*, pp. 888–905, 2000.
- [36] G. Chen and G. Lerman, "Spectral curvature clustering (scc)," *International Journal of Computer Vision*, vol. 81, pp. 317–330, 2009.
- [37] T. Zhang, A. Szlám, Y. Wang, and G. Lerman, "Hybrid linear modeling via local best-fit flats," *Preprint*, 2011.
- [38] F. Lauer and C. Schnörr, "Spectral clustering of linear subspaces for motion segmentation," in *IEEE International Conference on Computer Vision*, 2009.
- [39] D. Donoho, "For most large underdetermined systems of linear equations the minimal ℓ_1 -norm solution is also the sparsest solution," *Comm. Pure Appl. Math*, vol. 59, pp. 797–829, 2004.
- [40] P. Favaro, R. Vidal, and A. Ravichandran, "A closed form solution to robust subspace estimation and clustering," in *IEEE Conference on Computer Vision and Pattern Recognition*, 2011.
- [41] Z. Zhang, X. Liang, A. Ganesh, and Y. Ma, "TILT: Transform invariant low-rank textures," in *Asian Conference on Computer Vision*, 2010.
- [42] B. Recht, W. Xu, and B. Hassibi, "Necessary and sufficient conditions for success of the nuclear norm heuristic for rank minimization," CalTech, Tech. Rep.
- [43] Z. Lin, M. Chen, L. Wu, and Y. Ma, "The augmented Lagrange multiplier method for exact recovery of corrupted low-rank matrices," UIUC Technical Report UILU-ENG-09-2215, Tech. Rep., 2009.
- [44] D. Bertsekas, *Constrained Optimization and Lagrange Multiplier Methods*, 1982.
- [45] J. Cai, E. J. Candès, and Z. Shen, "A singular value thresholding algorithm for matrix completion," *SIAM Journal on Optimization*, vol. 20, no. 4, pp. 1956–1982, 2010.
- [46] J. Yang, W. Yin, Y. Zhang, and Y. Wang, "A fast algorithm for edge-preserving variational multichannel image restoration," *SIAM Journal on Imaging Sciences*, vol. 2, no. 2, pp. 569–592, 2009.
- [47] Y. Zhang, "Recent advances in alternating direction methods: Practice and theory," *Tutorial*, 2010.
- [48] J. Eckstein and D. Bertsekas, "On the douglas-rachford splitting method and the proximal point algorithm for maximal monotone operators," *Mathematical Programming*, vol. 55, pp. 293–318, 1992.
- [49] S. Wei and Z. Lin, "Analysis and improvement of low rank representation for subspace segmentation," *Preprint*, 2010.
- [50] G. Liu, H. Xu, and S. Yan, "Exact subspace segmentation and outlier detection by low-rank representation," in *In Submission*, 2011.
- [51] R. Vidal, Y. Ma, and J. Piazzi, "A new gpca algorithm for clustering subspaces by fitting, differentiating and dividing polynomials," in *IEEE Conference on Computer Vision and Pattern Recognition*, 2004, pp. 510–517.
- [52] K. Huang, Y. Ma, and R. Vidal, "Minimum effective dimension for mixtures of subspaces: a robust gpca algorithm and its applications," in *IEEE conference on Computer vision and pattern recognition*, 2004, pp. 631–638.
- [53] R. Tron and R. Vidal, "A benchmark for the comparison of 3-d motion segmentation algorithms," in *IEEE Conference on Computer Vision and Pattern Recognition*, 2007, pp. 1–8.
- [54] K. Lee, J. Ho, and D. Kriegman, "Acquiring linear subspaces for face recognition under variable lighting," *IEEE Transactions on Pattern Analysis and Machine Intelligence*, vol. 27, no. 5, pp. 684–698, 2005.
- [55] L. Fei-Fei, R. Fergus, and P. Perona, "Learning generative visual models from few training examples: An incremental bayesian approach tested on 101 object categories," in *Proceedings of the 2004 Conference on Computer Vision and Pattern Recognition Workshop*, 2004, pp. 178–188.
- [56] Y. Sugaya and K. Kanatani, "Multi-stage unsupervised learning for multi-body motion segmentation," *IEICE Transactions on Information and Systems*, pp. 1935–1942, 2004.
- [57] A. Goh and R. Vidal, "Segmenting motions of different types by unsupervised manifold clustering," in *IEEE conference on Computer vision and pattern recognition*, 2007.
- [58] E. Candès and T. Tao, "Decoding by linear programming," *IEEE Transactions on Information Theory*, vol. 51, no. 12, pp. 4203–4215, 2005.