

---

# Link power coordination for energy conservation in complex communication networks

GUO-QIANG ZHANG

*Institute of Computing Technology, Chinese Academy of Sciences, Beijing, 100190, P. R. China*

PACS 89.75.Fb – Structures and organization in complex systems

PACS 89.75.Hc – Networks and genealogical trees

PACS 89.75.Da – Systems obeying scaling laws

**Abstract.** - Communication networks consume huge, and rapidly growing, amount of energy. However, a lot of the energy consumption is wasted due to the lack of global link power coordination in these complex systems. This paper proposes several link power coordination schemes to achieve energy-efficient routing by progressively putting some links into energy saving mode and hence aggregating traffic during periods of low traffic load. We show that the achievable energy savings not only depend on the link power coordination schemes, but also on the network topologies. In the random network, there is no scheme that can significantly outperform others. In the scale-free network, when the largest betweenness first (LBF) scheme is used, phase transition of the networks' transmission capacities during the traffic cooling down phase is observed. Motivated by this, a hybrid link power coordination scheme is proposed to significantly reduce the energy consumption in the scale-free network. In a real Internet Service Provider (ISP)'s router-level Internet topology, however, the smallest betweenness first (SBF) scheme significantly outperforms other schemes.

**Introduction.** – Electricity usage of the data communication networks has contributed to a large, and growing, portion of the overall energy consumption, becoming a major concern for network operators [1] [2] [4]. However, the lack of global power coordination makes it hard to achieve highly efficient use of the energy. The network infrastructure often maintains rich connectivity to ensure certain degree of redundancy and robustness to cope with peak load or to accommodate future growth, which is, however, unnecessary under the circumstance of low traffic load. Since a link's energy consumption is mainly dominated by its operation states, e.g., active or inactive, rather than the carried traffic load [3], it is very inefficient to keep all the links powered on when traffic load is low.

A principle for energy-efficient routing is that the number of links kept active should be correlated with the traffic load, an incarnation of the *energy proportionality* concept [17] in the context of routing. Measurements show that the Internet backbone traffic exhibits daily periodicity [16]. It starts to rise from around 9:00AM and reaches a high level around 2:00PM, then it plateaus until 2:00AM, after which it starts to decline. Roughly, the backbone

traffic stays at the high level for half of the day, and the warmup and cooling down phases account for the other half day. During the long period of traffic decline (or rise), links can be progressively put into sleep (or woken up) for energy conservation. Motivated by this, the pioneer work [2] proposed a sleeping scheme that relies on local traffic profile to achieve small-scale coordination.

However, presently there lacks a preliminary knowledge of how the number of active links correlates with the traffic load. This issue becomes more complicated since researches in the last decade have revealed that the data communication networks have heterogenous and complex structures, rather than presumably random topologies [7, 18–26]. It is well known that routing on complex networks shows quite different characteristics from routing on random networks [8–12, 14, 15, 28, 29]. Consequently, different link power coordination schemes may have quite different performance on different networks. Hence, for the purpose of maximizing the energy savings under periodic load variation, it is critical to develop efficient link power coordination schemes for various networks and reveal insight into how energy consumption relates to traffic load. The authors of [3] proposed a centralized coordina-

arXiv:1010.1894v1 [cs.NI] 10 Oct 2010

tion algorithm by formulating it as a mixed-integer optimization problem, however, the computation complexity prevents it to be scaled to large networks. In [34], the authors proposed rate adaptation and sleeping strategies based on local monitoring of the traffic to save energies. In [31], a distributed energy-aware traffic engineering scheme is proposed to maximize the energy savings. This work bases its coordination decision by solving an optimization problem constrained by the traffic demands and link utilizations, and proposes practical protocol-level detail of the traffic engineering. Similar optimization-driven approaches with traffic matrices as constraints are also proposed in [32, 33, 35, 36]. In [37], a green OSPF protocol is proposed to save energy during the low traffic period by shutting down some unnecessary links. All these schemes, however, are designed for generic networks. They are not tailored for different networks for performance improvement. In comparison, our work leverages the long-term traffic periodicity observed by historical traffic profile, and focuses on an in-depth investigation of how different network topologies inherently affect possible energy savings. As a result, our work reveals insight into future network designing. In addition, our link powerdown schemes are centralized algorithms that rely on the historical traffic profile and network topologies, which are fast enough to be applied to large-scale networks.

In short, we propose several coordinated link power management schemes and analyze the efficiency and efficacy in terms of energy savings on several different network topologies. These schemes rely on macroscopic topological properties to enable coordination in large-scale networks. We show that the efficiency and efficacy of different schemes depend not only on the schemes themselves, but also on the network topologies. In the random network, except for the largest betweenness first (LBF) scheme, all other schemes have similar performance; in the scale-free network, a hybrid scheme performs much better than other schemes due to the presence of a phase transition of the network's transmission capacity; and in a real ISP's router-level topology, the smallest betweenness first (SBF) scheme significantly outperforms other schemes. In addition to the understanding of the practical network designing in terms of possible energy savings, this study can also provide useful inputs for future energy-aware communication network planning and routing protocol development.

**Traffic Flow Model.** – In this paper, we adopt a traffic flow model that is similar to the model used in [8–12, 15, 28–30]. The network is modeled as a graph  $G(V, E)$ , where  $V$  and  $E$  are the set of nodes and edges respectively, with the number of nodes  $|V| = N$  and the number of edges  $|E| = M$ . Each node is capable of generating, forwarding and receiving packets. The shortest path routing is used for path selection. When there are multiple shortest paths between a node pair, each time a random selection is made. Each interface is capable of forwarding one packet at a time step to the next hop.

At each time step,  $R$  packets are generated with random sources and destinations. When  $R$  increases from zero, it is expected to observe a phase transition from the free-flow phase in which the average number of packets created and consumed are equal, to the congested phase in which the number of packets created exceeds what the network can process in time. The critical packet generating rate is denoted as  $R_c$ , which can be quantitatively estimated by the following equation [8–10, 12, 28–30]:

$$R_c = \frac{2N(N-1)}{B_{max}} \quad (1)$$

where  $B_{max}$  is the maximal edge betweenness [13] of all edges. Here, the edge betweenness  $B(e)$  of an edge  $e$  is defined as  $B(e) = \sum_{i \neq j} \frac{\lambda^{(e)}(i, j)}{\lambda(i, j)}$ , where  $\lambda(i, j)$  is the number of shortest paths between node  $i$  and  $j$ , and  $\lambda^{(e)}(i, j)$  is the number of shortest paths between node  $i$  and  $j$  passing through edge  $e$ .

In this model, we make a coarse-grained QoS evaluation based on the overall network's packet injecting rate  $R$ , rather than a per source and destination QoS demand. If  $R \leq R_c$ , we say the QoS is satisfied, whereas if  $R > R_c$ , we say the QoS is violated. There are various other ways to evaluate the QoS, for instance, using a threshold value  $\alpha$  that specifies the maximum utilization of any link in the network, i.e., the QoS is satisfied only when all link utilizations are below  $\alpha$ . In our traffic flow model, these two evaluation approaches are tightly correlated.  $R = R_c$  means some links are saturated, i.e.,  $\alpha = 1$ . In order to let  $\alpha < 1$ , we can scale  $R$  by a factor of  $\alpha$ .

**Link Power Coordination Schemes.** – Starting from an original network  $G$ , we denote  $R_c$  of this original network as  $R_0$ , and call it as the *designed network capacity*. The designed network capacity will be used as a baseline for future quantification of traffic load input, i.e., traffic load input will be measured by the percentage of the designed network capacity. A coordinated link powerdown scheme powers down a sequence of links  $\{l_1, l_2, \dots, l_h\}$  towards a spanning tree.<sup>1</sup> We denote the corresponding  $R_c$  values of each network after removing  $l_i$  as  $R_i$ . We assume a symmetric approach for link powering up, i.e., when traffic demand rises, links are awoken in the reverse order as they are powered down. Therefore, in the following, we will only focus on the traffic cooling down phase.

We introduce several coordinated link powerdown schemes during the traffic cooling down phase. The smallest betweenness first (SBF) scheme comes from the intuition that these links carry the least amount of traffic, and hence powering down them will not significantly increase the traffic burden on other links. The largest betweenness first (LBF) scheme arises from the observation that the scale-free network's transmission capacity can be significantly enhanced by the removal of a small number of

<sup>1</sup>In order for any node to be able to communicate with any other nodes, at least a tree containing  $M-1$  links should be kept active.

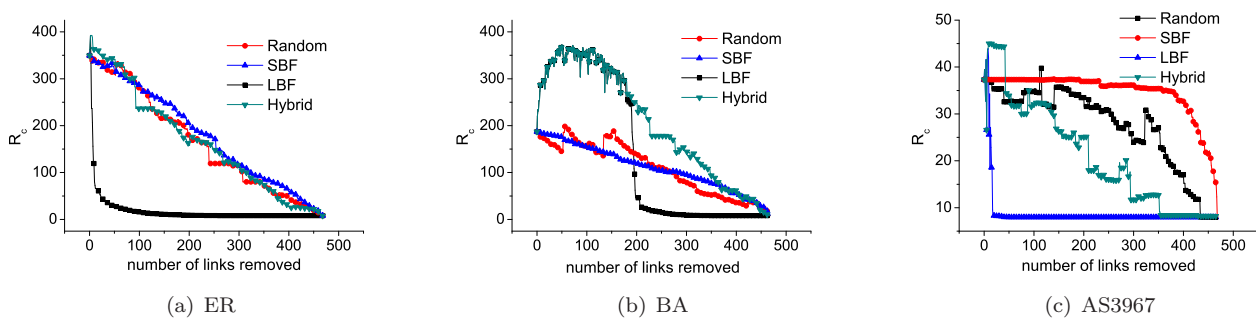


Fig. 1: The  $R_c$  values after removing network links of the three networks under different link powerdown schemes.

edges that connect nodes of high betweenness values [12]. The random scheme is included for baseline comparison purpose. The detailed descriptions of these schemes are listed as follows:

- **Random:** this is the simplest scheme which randomly selects a link and puts it into sleep.
- **SBF:** this scheme recursively powers down the link that has the smallest edge betweenness in the resulting network.
- **LBF:** this scheme recursively powers down the link that has the largest edge betweenness in the resulting network.

In all these cases, we ensure that the outcome network after each step remains connected. If powering down a link makes the network unconnected, we will cancel this operation and move to the next link.

Fig. 1 reports the  $R_c$  values after links are removed under different link powering down schemes of two synthesized network topologies and a real ISP's router-level topology. The two synthesized networks are: the random network generated by the ER model [5] [6], and the scale-free network generated by the BA model [7]. The real ISP's router-level Internet topology, denoted as AS3967, is from AS 3967 measured by the Rocketful project [27]. The synthesized networks are generated with the same size as AS3967, each having 353 nodes and 820 edges. We run several instances for each kind of the synthesized networks, and the results are similar. The results presented here are typical instances of those results. It is observed that the LBF scheme can increase the  $R_c$  significantly when a small fraction of the links are removed in the BA network, however, there is a phase transition point around which removing additional links can drastically decrease the  $R_c$ . With respect to energy saving, this means a certain number of links can be put into sleep when the packet generating rate  $R$  is smaller than the  $R_c$  before the phase transition, however, after this point, no links can be put into sleep, unless  $R$  drops below the  $R_c$  of the network after the phase transition, which could be a quite long time period. Inspired by this, we propose a fourth scheme

called Hybrid, in hope that the  $R_c$  can go down gradually rather than abruptly even after the phase transition, hence creating more chance for sleeping:

- **Hybrid:** this scheme first uses the LBF scheme to power down links until the phase transition of  $R_c$ , after which, it switches to the Random scheme.

The key question in the Hybrid scheme is when to switch from the LBF scheme to the Random scheme. We use the following heuristic approach to define the phase transition point  $\kappa$  at which the switching takes place. We define  $\kappa \in [1, h]$  to be the smallest integer that satisfies the following two criteria, where  $h = M - N + 1$  is the maximum number of links that can be removed:

1.  $R_\kappa > R_{\kappa+j}$ ,  $j = 1, \dots, l-1$ , where  $l$  is a window size for the number of links removed;
2.  $R_{\kappa+l-1} < \frac{R_\kappa}{2}$ .

In Fig. 1, we also plot the Hybrid scheme with  $l = 20$ , an empirical value for various scale-free networks. It can be seen that applying Hybrid scheme in the BA network, the phase transition disappears, and  $R_c$  decreases gradually after the corresponding phase transition point in the LBF scheme.

The reason for the occurrence of phase transition in the LBF scheme can be expressed in the following way. Initially, removing the critical links (i.e., high edge betweenness links) in scale-free networks can make the traffic more balanced in the network, avoid the traffic congestion in the busy links, and consequently enhance the overall transmission efficiency. However, this effect should come under the condition that the path diversity is not significantly affected. When certain amount of these critical links are removed, continual removal of these critical links will greatly reduce the path diversity between node pairs. Lacking of path diversity will make some links unable to be bypassed and congestion unable to be avoided. To analyze this effect, we use the minimum cut,  $m_c$ , between any node pairs as a measure of path diversity, and plot in Fig. 2 the probability distribution of this measure for a wide range of networks around the phase transition of the BA

network. Note that the minimum cut between two nodes defines the upper bound of the number of edge disjoint shortest paths between these two nodes. It can be observed that before the phase transition, recursive removal of links with the largest edge betweenness in the BA network has little impact on the minimum cut between any node pairs. However, this property begins to change around the phase transition point. Notably, the probability that a node pair has only a single edge disjoint path between them, i.e.,  $m_c=1$ , increases very quickly after the phase transition point. This indicates that around the phase transition, the benefit of load balancing arising from the removal of critical links begins to fade away, whereas the negative effect on the network’s path diversity increases abruptly when links are continued to be removed in this way.

Fig. 3 also presents the cumulative distribution of edge betweenness of the original network, the network with maximum  $R_c$ , several networks around the phase transition point, and the final spanning tree of the BA network. It can be seen that just before the phase transition, the distribution of edge betweenness is relatively uniform, even more uniform than the original network. This confirms that at the initial stage of the LBF scheme, removing critical links can balance the traffic in the network. However, after the phase transition, the distribution becomes more heavy tailed, reflecting the performance degradation of the LBF scheme.

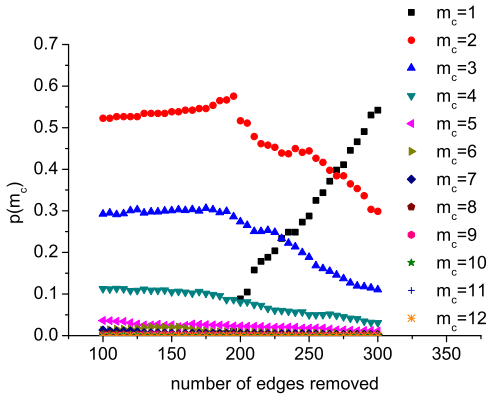


Fig. 2: The probability distribution of the minimum cut between any node pairs for a wide range of networks around the phase transition in the BA network.  $m_c$  represents the minimum cut, the  $X$ -axis represents the number of links being removed by the LBF scheme, and the  $Y$ -axis represents the probability of a node pair whose minimum cut is  $m_c$ .

We also observe clear differences between the real ISP’s router-level Internet topology and the other two synthesized networks. One difference is that the designed network capacity of AS3967 is much smaller than other networks, although their network sizes are the same. This effect is also reported in our previous work [8]. Another

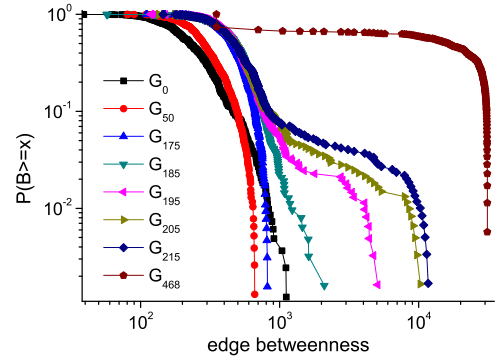


Fig. 3: The cumulative probability distribution of the edge betweenness.  $G_i$  means the network derived by removing  $i$  edges under the LBF scheme.  $G_0$  is the original network,  $G_{50}$  is the network with maximum  $R_c$ ,  $G_{175}$  is the network before the phase transition, and  $G_{468}$  is the spanning tree.

major difference is that with the SBF scheme, all the  $R_c$  values of the two synthesized networks decrease steadily, while the  $R_c$  value of AS3967 decreases very slowly until a large portion of the links are removed. On the contrary, the LBF scheme performs extremely bad. The above differences indeed all arise from the fact that the router-level Internet topology is structured in a more hierarchical manner. In the router-level Internet topology, routers can be coarsely classified into core routers, edge routers and aggregation routers. Aggregation routers account for the largest portion of its nodes. Typically they connect to access routers, which in turn connect to core routers, forming an apparent hierarchical structure. So, different aggregation routers that share no common access routers have to rely on core routers to reach each other. Hence, links between core routers often have very large edge betweenness, resulting in relatively small designed network capacity. In the LBF scheme, these links are the first to be removed. However, removing these links cannot make the traffic more balanced, but instead, will put more pressure on the remaining core links, which expresses why the LBF scheme performs extremely bad. On the other hand, aggregation routers are often connected to multiple access routers to improve their robustness for network accessibility and to avoid single point of failure. These links are provided only for redundancy or backup purposes, which have very small edge betweenness values. Consequently, removing these links will not affect the network’s capacity, which expresses why the SBF scheme shows remarkably good performance in AS3967.

**Quantitative Measurement of Energy Savings. –**

Assuming the packet injecting rate  $R$  decreases from  $[R_0]$  by one for each time unit until  $[R_h]$ , then given a link powerdown scheme  $\Gamma$ , the overall sleeping time units  $SLEEP(\Gamma)$  of these links during the traffic cooling down



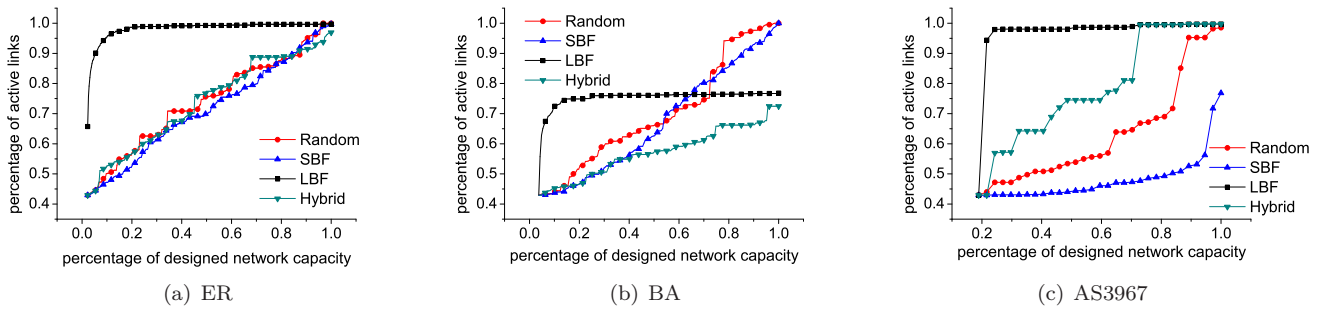


Fig. 4: Correlation between the percentage of active links and the traffic load under different link coordination schemes in different networks. The X-axis is the percentage of traffic load of the designed network capacity, i.e.,  $R_c$  of the original network.

period are:

$$SLEEP^{(\Gamma)} = \sum_{R=\lfloor R_h \rfloor}^{\lfloor R_0 \rfloor} \max\{k | R_i \geq R, \forall i \in [1, k]\} \quad (2)$$

The potential energy savings can then be measured by the ratio between  $SLEEP^{(\Gamma)}$  and the maximal active time when all links are active during the whole period, i.e.,  $M(\lfloor R_0 \rfloor - \lfloor R_h \rfloor)$ , where  $M$  is the number of links in the original network.

Applying the above analysis, Table 1 presents the average achievable energy savings under different coordinated link powerdown schemes for the three networks. We observed that the LBF scheme performs extremely bad on the ER network and AS3967. During the whole traffic cooling down phase, the overall achievable energy savings are only less than 2% and 4% respectively. On the ER network, the other three schemes, Random, SBF and Hybrid, have similar performance. On the BA network, we found that the Hybrid scheme performs much better than the other three schemes. While on the AS3967, the SBF scheme outperforms other schemes significantly.

Table 1: Percentage of energy savings that can be achieved under different link power down schemes on the three networks.

Network	Random	SBF	LBF	Hybrid
ER	26.0%	28.6%	1.7%	26.1%
BA	29.9%	32.9%	24.9%	43.0%
AS3967	37.8%	53.6%	3.2%	22.0%

The achievable energy savings critically depend on the correlation between the number of active links and the traffic load (measured by the percentage of designed network capacity). Fig. 4 presents the correlation between the two factors. If we treat the percentage of active links as a function of the traffic load, we have the following observations:

- With the Random scheme, the percentage of active

links is an approximately linear function of the traffic load on the two synthesized networks, whereas a weaker linear correlation is observed on AS3967. In all cases, nearly all the links have to be kept active when the traffic load reaches the designed network capacity.

- The SBF scheme is similar to the Random scheme for the two synthesized networks, however, it shows quite different performance on AS3967. When applying the SBF scheme on AS3967, only a small portion of the links have to be kept active for a wide range of traffic load. Indeed, in this case, the number of active links is a concave function of the traffic load, which is superior to both the linear and convex functions in terms of energy savings.
- With the LBF scheme, a large portion of links should be kept active for a wide range of traffic load. This exact portion is, however, dependent on the network topologies. For the ER network and AS3967, even with very low traffic load, nearly all the links have to be kept active to satisfy the QoS, while for the BA network, a constant fraction of the links can be put into sleep for a wide range of traffic load.
- The Hybrid scheme performs similarly to the Random scheme on the ER network, because the phase transition always takes place at the very beginning of the link powerdown process. In the BA network, in addition to enable linear correlation between the number of active links and traffic load, the Hybrid scheme also requires much fewer links to be kept in active state when the traffic load reaches the designed network capacity.

**Conclusion and Discussion.** – In this paper, we show that significant energy can be saved if links are intelligently put into sleep during periods of low traffic load. Even very simple schemes such as the random link powerdown scheme can save significant amount of electricity usage. Optimized energy savings, however, depend not

only on the link coordination schemes, but also on network topologies.

We observe both linear and convex relationships between the number of active links and the traffic load on the two synthesized networks, whereas on AS3967, we observe concave relationship between the above two factors, a notably good relationship for energy savings. However, AS3967 has much smaller designed network capacity than the two synthesized networks. From the theoretical point of view, it is interesting to investigate whether there are network topologies that simultaneously allow high designed network capacities and concave relationships between the number of active links and the traffic load.

As a theoretical work, several practical issues remain to be addressed in order to realize the potential energy savings. The first issue is when to power down/up the links in practice? One possible solution is to leverage the empirical daily traffic profile to guide the decision. Another important issue is that powering up/down the links triggers the routing changes. How these schemes affect the routing table changes and end-to-end delays remains to be investigated in future practical studies. In practice, those schemes that enable similar energy savings but trigger the least amount of routing change events should be favored.

\* \* \*

G. Q. Zhang thanks the Hi-Tech Research and Development Program of China under Grant No. 2008AA01Z203. G. Q. Zhang also thanks professor T. Zhou from University of Electronic Science Technology of China and professor S. Zhou from University College London for their valuable comments on this paper.

## REFERENCES

- [1] A. Qureshi, R. Weber, H. Balakrishnan, J. Gutttag, and B. Maggs, *Proc. ACM SIGCOMM* (ACM Press, 2009).
- [2] M. Gupta and S. Singh, *Proc. ACM SIGCOMM* (ACM Press, 2003).
- [3] J. Chabarek, J. Sommers, P. Barford, C. Estan, D. Tsang, and S. Wright, *Proc. IEEE INFOCOM* (IEEE Press, 2008).
- [4] K. J. Christensen, C. Gunnaratne, B. Nordman, and A. D. George, *Computer Communications* **27**, 1758 (2004).
- [5] B. Bollobas.: *Random Grpahs* (Cambridge University Press) (1985).
- [6] P. Erdős and A. Rényi, *Publ. Math. Debrecen* **6**, 290 (1959).
- [7] A. Barabási and R. Albert, *Science* **286**, 509 (1999).
- [8] G. Q. Zhang, *Europhys. Lett.* **89**, 38003 (2010).
- [9] G. Yan, T. Zhou, B. Hu, Z. Q. Fu, and B. H. Wang, *Phys. Rev. E* **73**, 046108 (2006).
- [10] B. Danila, Y. Yu, J. A. Marsh, and K. E. Bassler, *Phys. Rev. E* **74**, 046106 (2006).
- [11] A. Arenas, A. Díaz-Guilera, and R. Guimerà, *Phys. Rev. Lett.* **86**, 3196 (2001).
- [12] G. Q. Zhang, D. Wang, and G. J. Li, *Phys. Rev. E* **76**, 017101 (2007).
- [13] L. C. Freeman, *Soc. Netw.* **1**, 215 (1979).
- [14] S. P. Borgatti, *Soc. Netw.* **27**, 55 (2005).
- [15] K. -I. Goh, B. Kahng, and D. Kim, *Phys. Rev. Lett.* **87**, 278701 (2001).
- [16] M. Roughan, A. Greenberg, C. Kalmanek, M. Rumsewicz, J. Yates, and Y. Zhang, *Proc. ACM SIGCOMM Internet Measurement Workshop* (ACM Press, 2002).
- [17] L. A. Barroso and U. Hölzle, *IEEE Computer* **40** (2007).
- [18] M. Faloutsos, P. Faloutsos, and C. Faloutsos, *Proc. ACM SIGCOMM* (ACM Press, 1999).
- [19] G. Q. Zhang, G. Q. Zhang, Q. F. Yang, S. Q. Cheng, and T. Zhou, *New J. Phys.* **10**, 123027 (2008).
- [20] G. Q. Zhang, G. Q. Zhang, S. Q. Cheng, and T. Zhou, *Europhys. Lett.* **87**, 68002 (2009).
- [21] M. E. J. Newman, *SIAM Rev.* **45**, 167 (2003).
- [22] M. Girvan and M. E. J. Newman, *PNAS.* **99**, 7821 (2001).
- [23] M. E. J. Newman, *Phys. Rev. E* **69**, 026113 (2004).
- [24] X. Q. Cheng, F. X. Ren, S. Zhou and M. B. Hu, *New J. Phys.* **11**, 033019 (2009).
- [25] H. W. Shen, X. Q. Cheng, K. Cai and M. B. Hu, *Physica A* **388**, 1706 (2009).
- [26] H. W. Shen, X. Q. Cheng, and B. X. Fang, *Phys. Rev. E* **82**, 016114 (2010).
- [27] N. Spring, R. Mahajan, and D. Wetherall, *Proc. ACM SIGCOMM* (ACM Press, 2002).
- [28] R. Guimerà, A. Díaz-Guilera, F. Vega-Redondo, A. Cabrales, and A. Arenas, *Phys. Rev. Lett.* **89**, 248701 (2002).
- [29] L. Zhao, Y. C. Lai, K. Park, and N. Ye, *Phys. Rev. E* **71**, 026125 (2005).
- [30] S. Sreenivasan, R. Cohen, E. López, Zoltán Toroczkai, and H. E. Stanley, *Phys. Rev. E* **75**, 036105 (2007).
- [31] N. Vasić and D. Kostić, *In Proc. 1st Intl. Conf. on Energy-Efficient Computing and Networking*, 169-178 (ACM Press, 2010).
- [32] M. Andrews, A. F. Anta, L. Zhang, and W. Zhao, *Proc. IEEE INFOCOM*, 21-25 (IEEE Press, 2010).
- [33] M. Andrews, A. F. Anta, L. Zhang and W. Zhao, *Proc. IEEE INFOCOM*, 2435-2443 (IEEE Press, 2010).
- [34] S. Nedeveschi, L. Popa, G. Iannaccone, S. Ratnasamy and D. Wetherall, *Proc. 5th USENIX Symposium on Networked Systems Design and Implementation*, 323-336 (USENIX Association Berkely, 2008).
- [35] L. Chiaraviglio, M. Mellia and F. Neri, *Proc. IEEE ICC*, 2298-2303 (IEEE Press, 2009).
- [36] L. Chiaraviglio, M. Mellia and F. Neri, *First Intl. Workshop on Green Communications* (IEEE Press, 2009).
- [37] A. Cianfrani, V. Eramo, M. Listanti, M. Marazza and E. Vittorini, *Proc. IEEE INFOCOM* (IEEE Press, 2010).