

RECYCLING BiCG WITH AN APPLICATION TO MODEL REDUCTION*

KAPIL AHUJA[†], ERIC DE STURLER[†], SERKAN GUGERCIN[†], AND EUN R. CHANG[†]

Abstract. Science and engineering problems frequently require solving a sequence of dual linear systems. Besides the benefit of only having to store few Lanczos vectors, using BiConjugate Gradient (BiCG) to solve dual linear systems may have application-specific advantages. For example, using BiCG to solve the dual linear systems arising in interpolatory model reduction provides a backward error formulation in the model reduction framework. Using BiCG to evaluate bilinear forms – for example, in quantum Monte Carlo (QMC) methods for electronic structure calculations – leads to a quadratic error bound. Since the focus is on sequences of dual linear systems, we introduce *recycling BiCG*, a BiCG method that recycles two Krylov subspaces from one pair of dual linear systems to the next pair. The derivation of recycling BiCG also builds the foundation for developing recycling variants of other bi-Lanczos based methods like CGS, BiCGSTAB, QMR, and TFQMR.

We develop an augmented bi-Lanczos algorithm and a modified two-term recurrence to include recycling in the iteration. The recycle spaces are approximate left and right invariant subspaces corresponding to the eigenvalues close to the origin. These recycle spaces are found by solving a small generalized eigenvalue problem alongside the dual linear systems being solved in the sequence.

We test our algorithm in two application areas. First, we solve a discretized partial differential equation (PDE) of the convection-diffusion type. This PDE problem provides well-known test cases that are easy to analyze further. Second, we use recycling BiCG in iterative rational Krylov algorithm (IRKA) for interpolatory model reduction. IRKA requires solving sequences of slowly changing dual linear systems. We analyze the generated recycle spaces and show up to 70% savings in iterations. For a model reduction problem, we show that solving the problem without recycling leads to (about) a 50% increase in runtime.

Key words. Krylov subspace recycling, deflation, bi-Lanczos method, Petrov-Galerkin formulation, BiCG, model reduction, rational Krylov, \mathcal{H}_2 approximation.

AMS subject classifications. 65F10, 65N22, 93A15, 93C05.

1. Introduction. We focus on solving the sequence of dual linear systems,

$$A^{(j)}x^{(j)} = b^{(j)}, \quad A^{(j)*}\tilde{x}^{(j)} = \tilde{b}^{(j)}, \quad (1.1)$$

where $A^{(j)} \in \mathbb{C}^{n \times n}$ and $b^{(j)}, \tilde{b}^{(j)} \in \mathbb{C}^n$ vary with j , the matrices $A^{(j)}$ are large and sparse, the solution of the dual system is relevant, and the change from a pair of systems to the next is small.

There are important advantages to solving dual linear systems using the BiCG algorithm [17]. BiCG has a short-term recurrence, so very few Lanczos vectors have to be stored. There are many application areas where using BiCG is particularly beneficial. For example, using BiCG to solve dual linear systems arising in interpolatory model reduction provides a backward error formulation in the model reduction framework [10] (see Section 5.2). This property makes BiCG attractive, even for symmetric positive definite (SPD) systems. Another example is when evaluating bilinear forms of the type $u^*A^{-1}w$ where $u, w \in \mathbb{C}^n$ (as in the QMC algorithms [3]). Solving the dual linear systems to compute $u^*A^{-1}w$ provides a quadratic error bound [45].

Since BiCG is advantageous for solving dual linear systems and (1.1) has a sequence of such linear systems, we focus on Krylov subspace recycling for BiCG. We refer to our recycling BiCG method as RBiCG. The BiCG algorithm forms the basis of

*This material is based upon work supported by the National Science Foundation under Grant No. NSF-EAR 0530643, NSF-DMS 1025327, and NSF-DMS 0645347.

[†]Department of Mathematics, Virginia Tech, Blacksburg, VA 24061.

other popular bi-Lanczos based algorithms like CGS [42], BiCGSTAB [47], QMR [21], and TFQMR [19]. Hence, derivation of RBiCG is also useful for developing recycling variants of these algorithms [2].

The convergence of Krylov subspace methods for solving a linear system, to a great extent, depends on the spectrum of the matrix. Moreover, the deflation of eigenvalues close to the origin usually improves the convergence rate [34, 44]. If the eigenvector corresponding to an eigenvalue is in the Krylov subspace, then that eigenvalue is deflated. This is one of the ways by which eigenvalues can be deflated. Therefore while solving a pair of systems, we select approximate invariant subspaces of $A^{(j)}$ and $A^{(j)*}$ (corresponding to small eigenvalues in absolute value), and use these to accelerate the solution of the next pair of systems. This process is called *Krylov subspace recycling*, and leads to faster convergence for the next pair of systems.

For solving a single linear system, ‘recycling’ has been used in the GCROT [13] and the GMRES-DR [34] algorithms. For solving a sequence of linear systems, this idea was first proposed in [35] where it is applied to the GCROT and the GCRO-DR algorithms. The idea is further adapted in the RMINRES [50] algorithm. GCROT as in [35], GCRO-DR, and RMINRES all focus on solving a sequence of single systems rather than a sequence of two dual systems, which is the focus here. For a comprehensive discussion of recycling algorithms see [35].

We test RBiCG on a convection-diffusion type of PDE and IRKA [26] for interpolatory model reduction. The motivation for testing on dual linear systems arising in interpolatory model reduction has been discussed earlier. We test on the convection-diffusion problem because such PDEs are pervasive and provide well-known test cases that are easy to analyze further. This has another advantage: many physical problems that are formulated as a convection-diffusion type PDE (for example, the Oseen’s problem), would lead to a potential model reduction problem. We analyze the generated recycle spaces for both the test problems and show up to a 70% savings in the iteration count. For the model reduction problem, we demonstrate that BiCG takes (about) 50% more time than RBiCG.

To simplify notation, we drop the superscript j in (1.1). At any particular point in the sequence of systems, we refer to $Ax = b$ as the primary system and $A^*\tilde{x} = \tilde{b}$ as the dual system. Throughout the paper, $\|\cdot\|$ refers to the two-norm, (\cdot, \cdot) refers to the standard inner product, and e_i is the i -th canonical basis vector. Unless otherwise stated, we collectively call the primary system recycle space and the dual system recycle space as the recycle space.

The remainder of this paper consists of six sections. In Section 2, we discuss the BiCG algorithm. The RBiCG iteration using a previously computed recycle space is derived in Section 3. Section 4 shows how to update a recycle space efficiently. The basics of model reduction and how RBiCG is applied are discussed in Section 5. We give results in Section 6, and provide conclusions in Section 7.

2. Background. We briefly describe the BiCG algorithm for future reference. For the primary system, let x_0 be the initial guess with residual $r_0 = b - Ax_0$. Krylov subspace methods find approximate solutions by projection onto the Krylov subspace associated with A and r_0 [48]. The i -th solution iterate is given by

$$x_i = x_0 + \varrho_i, \tag{2.1}$$

where $\varrho_i \in K^i(A, r_0) \equiv \text{span}\{r_0, Ar_0, A^2r_0, \dots, A^{i-1}r_0\}$ is defined by some projection. The BiCG method defines this projection using the Krylov subspace associated with the dual system, leading to two bi-orthogonal bases and a pair of efficient

three-term or coupled two-term recurrences. This method is called the bi-Lanczos method [32, 17]. First, we initialize the Lanczos vectors as follows:

$$v_1 = r_0 / \|r_0\|, \quad \tilde{v}_1 = \tilde{r}_0 / \|\tilde{r}_0\|.$$

Defining $V_i = [v_1 \ v_2 \ \dots \ v_i]$ and $\tilde{V}_i = [\tilde{v}_1 \ \tilde{v}_2 \ \dots \ \tilde{v}_i]$, the $(i+1)$ -th Lanczos vectors are given by

$$\begin{aligned} v_{i+1} &= Av_i - V_i \tau \perp \tilde{V}_i, \\ \tilde{v}_{i+1} &= A^* \tilde{v}_i - \tilde{V}_i \tilde{\tau} \perp V_i, \end{aligned}$$

where τ and $\tilde{\tau}$ are unknown vectors. The bi-orthogonality condition leads to a pair of 3-term recurrences (see [38]) such that computation of the $(i+1)$ -th Lanczos vectors requires only the i -th and the $(i-1)$ -th Lanczos vectors. These 3-term recurrences are called the bi-Lanczos relations, and they are defined as follows:

$$\begin{aligned} AV_i &= V_{i+1} \underline{T}_i = V_i T_i + t_{i+1,i} v_{i+1} e_i^T, \\ A^* \tilde{V}_i &= \tilde{V}_{i+1} \tilde{\underline{T}}_i = \tilde{V}_i \tilde{T}_i + \tilde{t}_{i+1,i} \tilde{v}_{i+1} e_i^T, \end{aligned}$$

where T_i, \tilde{T}_i are $i \times i$ tridiagonal matrices, $t_{i+1,i}$ is the last element of the last row of $\underline{T}_i \in \mathbb{C}^{(i+1) \times i}$, and $\tilde{t}_{i+1,i}$ is the last element of the last row of $\tilde{\underline{T}}_i \in \mathbb{C}^{(i+1) \times i}$.

The next step is to find approximate solutions by projection. Two standard ways of finding an approximate solution over the Krylov subspace include the Ritz-Galerkin approach (as in the CG algorithm [28]) and the minimum norm residual approach (as in the GMRES algorithm [39]). However, to exploit the efficiency of short-term recurrences in the bi-Lanczos algorithm, we use the bi-orthogonality condition to define the projection. This leads to a Petrov-Galerkin approach. Since the columns of V_i form a basis for $K^i(A, r_0)$, we can define ϱ_i in (2.1) as $\varrho_i = V_i y_i$, and the Petrov-Galerkin condition then implies

$$r_i = b - A(x_0 + \varrho_i) = r_0 - AV_i y_i \perp \tilde{V}_i.$$

The vector y_i is defined by this orthogonality condition. The solution iterate for the dual system, \tilde{x}_i , is similarly defined by $\tilde{x}_i = \tilde{x}_0 + \tilde{V}_i \tilde{y}_i$ and $\tilde{r}_i \perp V_i$. Further simplifications lead to the standard BiCG algorithm (Algorithm 1) [17, 48].

Next, we briefly discuss the breakdown conditions in BiCG and their solutions [23, 48]. The breakdown conditions in RBiCG are the same, and hence, similar solutions can be applied. For the sake of brevity we will not discuss them separately. Note that extensive experiments show that BiCG and RBiCG work well, and breakdowns do not happen often in practice. The first breakdown happens when at any i^{th} step, $\tilde{r}_i^* r_i = 0$. This breakdown is in the underlying bi-Lanczos algorithm and is referred to as the *serious breakdown*. There exist look-ahead strategies [20] to avoid this breakdown. The two-term recurrence for the solution update requires a pivotless LDU decomposition of the tridiagonal matrix T_i , which may not always exist. This breakdown is referred to as the breakdown of the *second kind*, and can be avoided by performing decomposition with 2×2 block diagonal elements [6].

3. Recycling BiCG: Using a Recycle Space. In this section, we modify the BiCG algorithm to use a given recycle space. First, we briefly describe the recycling idea used in the GCRO-DR algorithm. After solving the j -th primary system in (1.1), GCRO-DR computes the matrices $U, C \in \mathbb{C}^{n \times k}$, such that $\text{range}(U)$ is an

Algorithm 1. *BiCG (adapted from [48])*

1. Choose initial guesses x_0 and \tilde{x}_0 . Compute $r_0 = b - Ax_0$ and $\tilde{r}_0 = \tilde{b} - A^*\tilde{x}_0$.
2. **if** $(r_0, \tilde{r}_0) = 0$ **then** initialize \tilde{x}_0 to a random vector.
3. Set $p_0 = 0$, $\tilde{p}_0 = 0$, and $\beta_0 = 0$. Choose the convergence tolerance (**tol**), and the maximum number of iterations (**itn**).
4. **for** $i = 1 \dots \text{itn}$ **do**
 - ◇ $p_i = r_{i-1} + \beta_{i-1}p_{i-1}$.
 - ◇ $\tilde{p}_i = \tilde{r}_{i-1} + \tilde{\beta}_{i-1}\tilde{p}_{i-1}$.
 - ◇ $q_i = Ap_i$.
 - ◇ $\tilde{q}_i = A^*\tilde{p}_i$.
 - ◇ $\alpha_i = (\tilde{r}_{i-1}, r_{i-1}) / (\tilde{p}_i, q_i)$.
 - ◇ $x_i = x_{i-1} + \alpha_i p_i$.
 - ◇ $\tilde{x}_i = \tilde{x}_{i-1} + \tilde{\alpha}_i \tilde{p}_i$.
 - ◇ $r_i = r_{i-1} - \alpha_i q_i$.
 - ◇ $\tilde{r}_i = \tilde{r}_{i-1} - \tilde{\alpha}_i \tilde{q}_i$.
 - ◇ **if** $\|r_i\| \leq \text{tol}$ and $\|\tilde{r}_i\| \leq \text{tol}$ **then break**.
 - ◇ $\beta_i = (r_i, r_i) / (r_{i-1}, r_{i-1})$.
5. **end for**.

approximate invariant subspace of $A^{(j)}$, $A^{(j+1)}U = C$ and $C^*C = I$. It then computes an orthogonal basis for the Krylov subspace $K^i((I - CC^*)A, (I - CC^*)r_0)$. This produces the Arnoldi relation

$$\begin{aligned} AV_i &= CC^*AV_i + V_{i+1}\underline{H}_i \iff \\ (I - CC^*)AV_i &= V_{i+1}\underline{H}_i, \end{aligned}$$

where \underline{H}_i is an $(i+1) \times i$ upper Hessenberg matrix. GCRO-DR finds a residual-minimizing solution over the (direct) sum of the recycle space, $\text{range}(U)$, and the new search space generated, $\text{range}(V_i)$.

In RBiCG we use the matrix U to define the primary system recycle space, and compute $C = A^{(j+1)}U$, where U is derived from an approximate right invariant subspace of $A^{(j)}$. Similarly, we use the matrix \tilde{U} to define the dual system recycle space, and compute $\tilde{C} = A^{(j+1)*}\tilde{U}$, where \tilde{U} is derived from an approximate left invariant subspace of $A^{(j)}$. Instead of C being an orthogonal matrix, U and \tilde{U} are derived from invariant subspaces such that C and \tilde{C} are bi-orthogonal. The number of vectors selected for recycling is denoted by k , and hence, U , \tilde{U} , C , and $\tilde{C} \in \mathbb{C}^{n \times k}$. The rest of this section is divided into two subsections. In Section 3.1, we derive an augmented bi-Lanczos algorithm that computes bi-orthogonal bases for our two Krylov subspaces. The two-term recurrence for the solution update in RBiCG is derived in Section 3.2.

3.1. The Augmented Bi-Lanczos Algorithm. The standard bi-Lanczos algorithm computes columns of V_i and \tilde{V}_i such that, in exact arithmetic, $V_i \perp_b \tilde{V}_i$, where \perp_b denotes bi-orthogonality; this implies that $\tilde{V}_i^*V_i$ is a diagonal matrix. Since we recycle spaces U and \tilde{U} , the bi-Lanczos algorithm can be modified to compute the columns of V_i and \tilde{V}_i such that either

$$[U \ V_i] \perp_b [\tilde{U} \ \tilde{V}_i] \quad (3.1)$$

or

$$[C \ V_i] \perp_b [\tilde{C} \ \tilde{V}_i]. \quad (3.2)$$

We chose to implement the bi-orthogonality relation given by (3.2), because this leads to simpler algebra and hence a more efficient algorithm. It also has the advantage that the RBiCG algorithm has a form similar to the standard BiCG algorithm. Next, we derive the recurrences that implement the bi-orthogonality (3.2). We assume

$$C \perp_b \tilde{C}.$$

This bi-orthogonality is easy to implement when computing the recycle space; see Section 4.3. As in the BiCG algorithm, we assume v_1 and \tilde{v}_1 are available from the initial residuals r_0 and \tilde{r}_0 . We make this statement more precise later in the paper. The $(i+1)$ -th Lanczos vector for the primary system is computed by

$$\hat{v}_{i+1} = Av_i - V_i\tau - C\rho \perp [\tilde{C} \tilde{V}_i], \quad (3.3)$$

where τ and ρ are unknown vectors. Using (3.2), we get the following equations:

$$\begin{aligned} \mathcal{D}_c\rho &= \tilde{C}^*Av_i, \\ \mathcal{D}_i\tau &= \tilde{V}_i^*Av_i, \end{aligned} \quad (3.4)$$

where $\mathcal{D}_c = \tilde{C}^*C$ (diag) and $\mathcal{D}_i = \tilde{V}_i^*V_i$ (diag). We enforce nonsingularity of \mathcal{D}_c while computing the recycle space (see Section 4.3). As in the standard BiCG algorithm, breakdown because of singular \mathcal{D}_i can be fixed with look-ahead strategies (see Section 2). Substituting τ and ρ from (3.4) into (3.3) gives the $(i+1)$ -Lanczos vector. Because of the bi-orthogonality condition (3.2), the full recurrence of \hat{v}_{i+1} reduces to a $(3+k)$ -term recurrence, where k is the number of columns of C . This implies that the computation of the $(i+1)$ -th Lanczos vector requires the i -th and $(i-1)$ -th Lanczos vectors and C . Similarly, we get a $(3+k)$ -term recurrence for computing the Lanczos vectors for the dual system. We refer to this pair of $(3+k)$ -term recurrences as the augmented bi-Lanczos relations, and are given by

$$\begin{aligned} (I - C\hat{C}^*)AV_i &= V_{i+1}\underline{T}_i, \\ (I - \tilde{C}\check{C}^*)A^*\tilde{V}_i &= \tilde{V}_{i+1}\underline{\tilde{T}}_i, \end{aligned} \quad (3.5)$$

where

$$\begin{aligned} \hat{C} &= \begin{bmatrix} \frac{\tilde{c}_1}{c_1^*c_1} & \frac{\tilde{c}_2}{c_2^*c_2} & \cdots & \frac{\tilde{c}_k}{c_k^*c_k} \end{bmatrix} = \tilde{C}\mathcal{D}_c^{-*}, \\ \check{C} &= \begin{bmatrix} \frac{c_1}{\tilde{c}_1^*\tilde{c}_1} & \frac{c_2}{\tilde{c}_2^*\tilde{c}_2} & \cdots & \frac{c_k}{\tilde{c}_k^*\tilde{c}_k} \end{bmatrix} = C\mathcal{D}_c^{-1}. \end{aligned} \quad (3.6)$$

Using (3.2), we can rewrite (3.5) as

$$\begin{aligned} A_1V_i &= V_{i+1}\underline{T}_i, & \text{where} & \quad A_1 = (I - C\mathcal{D}_c^{-1}\tilde{C}^*)A(I - C\mathcal{D}_c^{-1}\tilde{C}^*), \\ A_1^*\tilde{V}_i &= \tilde{V}_{i+1}\underline{\tilde{T}}_i, & \text{where} & \quad A_1^* = (I - \tilde{C}\mathcal{D}_c^{-*}C^*)A^*(I - \tilde{C}\mathcal{D}_c^{-*}C^*), \end{aligned} \quad (3.7)$$

since $\tilde{C}^*V_i = 0$ and $C^*\tilde{V}_i = 0$. This new form of the augmented bi-Lanczos relations simplifies the derivation of the recurrence for the RBiCG solution update, because the operators in the two equations of (3.7) are each other's conjugate transpose.

3.2. The Solution Update for the Augmented Bi-Lanczos Recurrence.

We replace the i -th solution iterates of the standard BiCG algorithm by

$$x_i = x_0 + Uz_i + V_iy_i, \quad \tilde{x}_i = \tilde{x}_0 + \tilde{U}\tilde{z}_i + \tilde{V}_i\tilde{y}_i, \quad (3.8)$$

in the RBiCG algorithm. With recycling, the bi-orthogonality condition (3.2) defines the Petrov-Galerkin condition,

$$r_i = r_0 - AUz_i - AV_i y_i \perp [\tilde{C} \tilde{V}_i], \quad \tilde{r}_i = \tilde{r}_0 - A^* \tilde{U} \tilde{z}_i - A^* \tilde{V}_i \tilde{y}_i \perp [C V_i]. \quad (3.9)$$

For the remainder of this section, we focus on the primary system. The derivations for the dual system are analogous. The computation of z_i and y_i can be implemented more efficiently than (3.9) suggests. Defining $\zeta = \|(I - C\hat{C}^*)r_0\|$ and $v_1 = \zeta^{-1}(I - C\hat{C}^*)r_0$, we get

$$r_0 = C\hat{C}^*r_0 + (I - C\hat{C}^*)r_0 = [C V_{i+1}] \begin{bmatrix} \hat{C}^*r_0 \\ \zeta e_1 \end{bmatrix}. \quad (3.10)$$

Using the augmented bi-Lanczos relation (3.5) we get

$$A[U V_i] \begin{bmatrix} z_i \\ y_i \end{bmatrix} = [C V_{i+1}] \begin{bmatrix} I & \hat{C}^*AV_i \\ 0 & \underline{T}_i \end{bmatrix} \begin{bmatrix} z_i \\ y_i \end{bmatrix}. \quad (3.11)$$

Substituting (3.10) and (3.11) in (3.9) gives

$$\begin{bmatrix} \tilde{C}^* \\ \tilde{V}_i^* \end{bmatrix} [C V_{i+1}] \left(\begin{bmatrix} \hat{C}^*r_0 \\ \zeta e_1 \end{bmatrix} - \begin{bmatrix} I & \hat{C}^*AV_i \\ 0 & \underline{T}_i \end{bmatrix} \begin{bmatrix} z_i \\ y_i \end{bmatrix} \right) = 0. \quad (3.12)$$

Using the bi-orthogonality condition (3.2) in the above equation we get¹

$$\begin{bmatrix} \hat{C}^*r_0 \\ \zeta e_1 \end{bmatrix} - \begin{bmatrix} I & \hat{C}^*AV_i \\ 0 & T_i \end{bmatrix} \begin{bmatrix} z_i \\ y_i \end{bmatrix} = 0. \quad (3.13)$$

Therefore, y_i and z_i are given by

$$\begin{aligned} T_i y_i &= \zeta e_1, \\ z_i &= \hat{C}^*r_0 - \hat{C}^*AV_i y_i. \end{aligned} \quad (3.14)$$

Substituting (3.14) in (3.8) leads to the following solution update:

$$x_i = x_0 + U\hat{C}^*r_0 + (I - U\hat{C}^*A)V_i y_i,$$

where y_i is obtained from solving $T_i y_i = \zeta e_1$. All computations here are done with matrix-vector products and $U\hat{C}^*A$ is not computed explicitly.

We introduce a slight change of notation to make future derivations simpler. Let x_{-1}, \tilde{x}_{-1} be the initial guesses and $r_{-1} = b - Ax_{-1}, \tilde{r}_{-1} = \tilde{b} - A^* \tilde{x}_{-1}$ the corresponding initial residuals. We define

$$\begin{aligned} x_0 &= x_{-1} + U\hat{C}^*r_{-1}, & r_0 &= (I - C\hat{C}^*)r_{-1}, \\ \tilde{x}_0 &= \tilde{x}_{-1} + \tilde{U}\tilde{C}^*\tilde{r}_{-1}, & \tilde{r}_0 &= (I - \tilde{C}\tilde{C}^*)\tilde{r}_{-1}, \end{aligned} \quad (3.15)$$

and follow this convention for $x_0, \tilde{x}_0, r_0,$ and \tilde{r}_0 for the rest of the paper. Let

$$\begin{aligned} T_i &= L_i D_i R_i, \\ G_i &= (I - U\hat{C}^*A)V_i R_i^{-1}, \\ \varphi_i &= \zeta D_i^{-1} L_i^{-1} e_1. \end{aligned}$$

¹Note that the length of the vector e_1 in (3.13) is one less than that of e_1 in (3.12), although both denote the first canonical basis vector. Also, T_i in (3.13) is \underline{T}_i without the last row, and hence is an $i \times i$ tridiagonal matrix.

Algorithm 2. *RBiCG*

1. Given U and \tilde{U} compute \tilde{C} and \hat{C} using (3.6). If U and \tilde{U} are not available, then initialize U , \tilde{U} , \tilde{C} , and \hat{C} to empty matrices.
2. Choose x_{-1} , \tilde{x}_{-1} and compute x_0 , \tilde{x}_0 , r_0 , and \tilde{r}_0 using (3.15).
3. **if** $(r_0, \tilde{r}_0) = 0$ **then** initialize \tilde{x}_{-1} to a random vector.
4. Set $p_0 = 0$, $\tilde{p}_0 = 0$, and $\beta_0 = 0$. Choose the convergence tolerance (**tol**), and the maximum number of iterations (**itn**).
5. **for** $i = 1 \dots \text{itn}$ **do**
 - ◇ $p_i = r_{i-1} + \beta_{i-1}p_{i-1}$.
 - ◇ $\tilde{p}_i = \tilde{r}_{i-1} + \tilde{\beta}_{i-1}\tilde{p}_{i-1}$.
 - ◇ $q_i = (I - U\hat{C}^*A)p_i$.
 - ◇ $\tilde{q}_i = (I - \tilde{U}\tilde{C}^*A^*)\tilde{p}_i$.
 - ◇ $\alpha_i = (\tilde{r}_{i-1}, r_{i-1})/(\tilde{p}_i, Aq_i)$.
 - ◇ $x_i = x_{i-1} + \alpha_i q_i$.
 - ◇ $\tilde{x}_i = \tilde{x}_{i-1} + \tilde{\alpha}_i \tilde{q}_i$.
 - ◇ $r_i = r_{i-1} - \alpha_i Aq_i$.
 - ◇ $\tilde{r}_i = \tilde{r}_{i-1} - \tilde{\alpha}_i A^* \tilde{q}_i$.
 - ◇ **if** $\|r_i\| \leq \text{tol}$ and $\|\tilde{r}_i\| \leq \text{tol}$ **then break**.
 - ◇ $\beta_i = (\tilde{r}_i, r_i)/(\tilde{r}_{i-1}, r_{i-1})$.
6. **end for**.

As in the standard BiCG algorithm, an LDU decomposition (without pivoting) of T_i might not always exist. We can avoid this breakdown in the same way as done for BiCG (see Section 2). The two-term recurrence for the solution update of the primary system is now given by

$$x_i = x_{i-1} + \varphi_{i,i} G_i e_i \quad \text{for } i \geq 1,$$

where $\varphi_{i,i}$ is the last entry of the vector φ_i and x_0 is given by (3.15). An analogous update can be derived for the dual system. Note that we never compute any explicit matrix inverse. The matrices under consideration, D_i , L_i , and R_i , are diagonal, lower triangular, and upper triangular respectively.

This two-term recurrence can be simplified such that T_i is not needed explicitly. For further simplifications, we use the operator A_1 (instead of A) and follow steps similar to the ones used in the derivation of BiCG [27]. Algorithm 2 outlines RBiCG that includes the recycle space into the search space. The algorithmic improvements to make the code faster are not shown here. For a detailed algebraic derivation and more improvements see [2].

4. Recycling BiCG: Computing a Recycle Space. We discuss how to build U and \tilde{U} . As mentioned in Section 3, the columns of U define the basis of the primary system recycle space, and the columns of \tilde{U} define the basis of the dual system recycle space. In GCRO-DR [35] and RMINRES [50], approximate invariant subspace has been successfully used as recycle space. It has also been demonstrated that using the approximate invariant subspace corresponding to small eigenvalues (in absolute value) is effective [34, 35, 50]. For RBiCG we follow the same strategy. For a more detailed discussion on the choices for a recycle space see [35]. We use harmonic Ritz vectors, with respect to the current Krylov subspace, to approximate invariant subspace cheaply.

where $\Gamma_j, \tilde{\Gamma}_j \in \mathbb{C}^{(s+2) \times s}$ are T_j, \tilde{T}_j , respectively, with an extra row at the top (corresponding to $v_{(j-1)s}$ and $\tilde{v}_{(j-1)s}$) and at the bottom (corresponding to v_{js+1} and \tilde{v}_{js+1}).

The discussion in this paragraph concerns only the primary system. However, an analogous discussion applies to the dual system. Let U define the recycle space available from the previous linear system and U_{j-1} the recycle space generated at the end of cycle $(j-1)$ for the current linear system. We want to obtain an improved U_j from V_j, U_{j-1} , and U . It is important to note that U_j is not used for solving the current linear system. At the end of solving the current linear system the final U_j will be U for the next linear system. There are many options for selecting U_j , all of which have similar performance and formulation [50]. For simplicity, we build U_j from $\text{range}([U_{j-1} \ V_j])$.

Based on the choices discussed in the previous two paragraphs, we first define few matrices and then develop the generalized eigenvalue problem whose solution gives the invariant subspace. Let

$$\begin{aligned} \Phi_j &= [U_{j-1} \ V_j], & \Psi_j &= [C \ C_{j-1} \ \Upsilon_j], & H_j &= \begin{bmatrix} 0 & B_j \\ I & 0 \\ 0 & \Gamma_j \end{bmatrix}, \\ \tilde{\Phi}_j &= [\tilde{U}_{j-1} \ \tilde{V}_j], & \tilde{\Psi}_j &= [\tilde{C} \ \tilde{C}_{j-1} \ \tilde{\Upsilon}_j], & \tilde{H}_j &= \begin{bmatrix} 0 & \tilde{B}_j \\ I & 0 \\ 0 & \tilde{\Gamma}_j \end{bmatrix}, \end{aligned}$$

where $C_{j-1} = AU_{j-1}$, $B_j = \hat{C}^*AV_j$, $\tilde{C}_{j-1} = A^*\tilde{U}_{j-1}$, and $\tilde{B}_j = \check{C}^*A^*\tilde{V}_j$. Then, augmented bi-Lanczos relations (4.2) lead to

$$\begin{aligned} A\Phi_j &= \Psi_j H_j, \\ A^*\tilde{\Phi}_j &= \tilde{\Psi}_j \tilde{H}_j. \end{aligned} \tag{4.3}$$

In RMINRES [50], harmonic Ritz pairs of A with respect to the subspace $\text{range}(A\Phi_j)$ have been successfully used to build the recycle space. Since here we work in a Petrov-Galerkin framework, using harmonic Ritz pairs with respect to the subspace $\text{range}(A^*\tilde{\Phi}_j)$ is more intuitive, following [7]. This leads to simpler algebra and cheaper computations later. Let (λ, u) denote an harmonic Ritz pair of A . Then, we derive λ and $u \in \text{range}(\Phi_j)$ from the condition

$$(Au - \lambda u) \perp \text{range}(A^*\tilde{\Phi}_j). \tag{4.4}$$

Using $u = \Phi_j w$ and substituting (4.3) in (4.4) gives

$$\begin{aligned} (A^*\tilde{\Phi}_j)^* A\Phi_j w &= \lambda (A^*\tilde{\Phi}_j)^* \Phi_j w \Rightarrow \\ (\tilde{\Psi}_j \tilde{H}_j)^* \Psi_j H_j w &= \lambda (\tilde{\Psi}_j \tilde{H}_j)^* \Phi_j w. \end{aligned}$$

Thus, condition (4.4) is equivalent to the following generalized eigenvalue problem:

$$\tilde{H}_j^* \tilde{\Psi}_j^* \Psi_j H_j w = \lambda \tilde{H}_j^* \tilde{\Psi}_j^* \Phi_j w. \tag{4.5}$$

Hence, we have $U_j = \Phi_j W_j$, where columns of W_j are the k right eigenvectors corresponding to the eigenvalues closet to the origin. Similarly, $\tilde{U}_j = \tilde{\Phi}_j \tilde{W}_j$, where columns of \tilde{W}_j are the corresponding k left eigenvectors (for an analogous derivation of the dual system recycle space see [2]).

4.2. The First Linear System and the First Cycle. For the first cycle of the first system the matrices U , \tilde{U} , U_{j-1} , and \tilde{U}_{j-1} are not available. In this case, we proceed as follows:

$$T_1 w = \lambda w, \quad \tilde{T}_1 \tilde{w} = \mu \tilde{w}.$$

Since $\tilde{T}_1 = T_1^*$, we solve one system for both the left and the right eigenvectors. Hence,

$$U_1 = V_1 W_1, \quad \tilde{U}_1 = \tilde{V}_1 \tilde{W}_1.$$

During the second and subsequent cycles of the first linear system, U_{j-1} and \tilde{U}_{j-1} are available but U and \tilde{U} not. Redefining Ψ_j , $\tilde{\Psi}_j$, H_j , and \tilde{H}_j , we get generalized eigenvalue problem (4.5) with

$$\begin{aligned} \Phi_j &= [U_{j-1} \ V_j], & \Psi_j &= [C_{j-1} \ \Upsilon_j], & H_j &= \begin{bmatrix} I & 0 \\ 0 & \Gamma_j \end{bmatrix}, \\ \tilde{\Phi}_j &= [\tilde{U}_{j-1} \ \tilde{V}_j], & \tilde{\Psi}_j &= [\tilde{C}_{j-1} \ \tilde{\Upsilon}_j], & \tilde{H}_j &= \begin{bmatrix} I & 0 \\ 0 & \tilde{\Gamma}_j \end{bmatrix}. \end{aligned}$$

For the first cycle of each of the subsequent linear systems (i.e. $j = 1$), U and \tilde{U} are available, while U_{j-1} and \tilde{U}_{j-1} are not. Redefining Φ_1 , $\tilde{\Phi}_1$, Ψ_1 , $\tilde{\Psi}_1$, H_1 , and \tilde{H}_1 , we get generalized eigenvalue problem (4.5) with

$$\begin{aligned} \Phi_1 &= [U \ V_1], & \Psi_1 &= [C \ \underline{V}_1], & H_1 &= \begin{bmatrix} I & B_1 \\ 0 & \underline{T}_1 \end{bmatrix}, \\ \tilde{\Phi}_1 &= [\tilde{U} \ \tilde{V}_1], & \tilde{\Psi}_1 &= [\tilde{C} \ \underline{\tilde{V}}_1], & \tilde{H}_1 &= \begin{bmatrix} I & \tilde{B}_1 \\ 0 & \underline{\tilde{T}}_1 \end{bmatrix}, \end{aligned}$$

where \underline{V}_1 and $\underline{\tilde{V}}_1$ denote V_1 and \tilde{V}_1 with one subsequent Lanczos vector.

4.3. Constructing Bi-orthogonal C and \tilde{C} . To implement the bi-orthogonality relation (3.2), we need $C \perp_b \tilde{C}$. We also need $\mathcal{D}_c = \tilde{C}^* C$ nonsingular in (3.4). We enforce these properties at the end of each cycle as follows. After solving the generalized eigenvalue problem (4.5), initially we choose $U_j = \Phi_j W_j$, $\tilde{U}_j = \tilde{\Phi}_j \tilde{W}_j$ and $C_j = A U_j$, $\tilde{C}_j = A^* \tilde{U}_j$. We compute the singular value decomposition (SVD)

$$\tilde{C}_j^* C_j = M_j \Sigma_j N_j^*, \tag{4.6}$$

s.t. $\sigma_1 \geq \sigma_2 \geq \dots \geq \sigma_k \geq 0$. Given some tolerance $\text{tol} > 0$, we pick p such that $\sigma_p \geq \text{tol} > \sigma_{p+1}$ (with $p = k$ possible), and redefine $M_j = [m_1, \dots, m_p]$, $N_j = [n_1, \dots, n_p]$ where m_i, n_i are left and right singular vectors corresponding to σ_i . Next, we redefine

$$\begin{aligned} U_j &= \Phi_j W_j N_j = [U_{j-1} \ V_j] W_j N_j, & \tilde{U}_j &= \tilde{\Phi}_j \tilde{W}_j M_j = [\tilde{U}_{j-1} \ \tilde{V}_j] \tilde{W}_j M_j, \\ C_j &= A U_j = A [U_{j-1} \ V_j] W_j N_j, & \tilde{C}_j &= A^* \tilde{U}_j = A^* [\tilde{U}_{j-1} \ \tilde{V}_j] \tilde{W}_j M_j. \end{aligned} \tag{4.7}$$

It follows from this construction that $\tilde{C}_j^* C_j$ is diagonal and nonsingular².

²Theoretically, all singular values can be zero leading to no recycle space.

4.4. Simplification of Matrix Blocks. The main cost of building $\tilde{H}_j^* \tilde{\Psi}_j^* \Psi_j H_j$ and $\tilde{H}_j^* \tilde{\Psi}_j^* \Phi_j$ for (4.5) is in computing the matrices $\tilde{\Psi}_j^* \Psi_j$ and $\tilde{\Psi}_j^* \Phi_j$. These matrices can be constructed efficiently as follows:

$$\tilde{\Psi}_j^* \Psi_j = \begin{bmatrix} \tilde{C}^* \\ \tilde{C}_{j-1}^* \\ \tilde{\Upsilon}_j^* \end{bmatrix} [C \quad C_{j-1} \quad \Upsilon_j] = \begin{bmatrix} \mathcal{D}_c & \tilde{C}^* C_{j-1} & 0 \\ \tilde{C}_{j-1}^* C & \Sigma_{j-1} & \tilde{C}_{j-1}^* \Upsilon_j \\ 0 & \tilde{\Upsilon}_j^* C_{j-1} & I \end{bmatrix},$$

$$\tilde{\Psi}_j^* \Phi_j = \begin{bmatrix} \tilde{C}^* \\ \tilde{C}_{j-1}^* \\ \tilde{\Upsilon}_j^* \end{bmatrix} [U_{j-1} \quad V_j] = \begin{bmatrix} \tilde{C}^* U_{j-1} & 0 \\ \tilde{C}_{j-1}^* U_{j-1} & \tilde{C}_{j-1}^* V_j \\ \tilde{\Upsilon}_j^* U_{j-1} & \underline{I} \end{bmatrix},$$

where \underline{I} is the $s \times s$ identity matrix with an extra row of zeros at the top and at the bottom. The bi-orthogonality condition (3.2) and the SVD relations (4.6)-(4.7), give the following extra conditions:

$$\tilde{C}_{j-2} \perp \Upsilon_j, \quad C_{j-2} \perp \tilde{\Upsilon}_j. \quad (4.8)$$

We pick each block of $\tilde{\Psi}_j^* \Psi_j$ and $\tilde{\Psi}_j^* \Phi_j$ going from top-to-bottom and left-to-right. Then, we write the block in terms of recurrences and simplify it further using (3.2), (4.2), (4.6), (4.7), and (4.8).

- $\tilde{C}^* C_{j-1} = \tilde{C}^* A U_{j-1} = [\tilde{C}^* A U_{j-2} \quad \tilde{C}^* A V_{j-1}] W_{j-1} N_{j-1},$
 $= [\tilde{C}^* C_{j-2} \quad \tilde{C}^* [C \tilde{C}^* A V_{j-1} + \Upsilon_{j-1} \Gamma_{j-1}]] W_{j-1} N_{j-1},$
 $= [\tilde{C}^* C_{j-2} \quad \mathcal{D}_c B_{j-1}] W_{j-1} N_{j-1},$

For this first block, we describe the advantage of writing in the above form. Computing $\tilde{C}^* C_{j-1}$ by direct multiplication has a $O(n)$ cost, which is expensive. The final term on the right hand side also has $\tilde{C}^* C_{j-2}$, however, this is available from the previous cycle. \mathcal{D}_c is a diagonal matrix independent of the cycle, and B_{j-1} is computed during the iterations. Finally, the matrix-matrix product $[\tilde{C}^* C_{j-2} \quad \mathcal{D}_c B_{j-1}] W_{j-1} N_{j-1}$ does not involve any $O(n)$ operation. We give the complete cost analysis of the RBiCG algorithm in Section 6.

- $\tilde{C}_{j-1}^* C = M_{j-1}^* \tilde{W}_{j-1}^* \begin{bmatrix} \tilde{C}_{j-2}^* C \\ \tilde{B}_{j-1}^* \mathcal{D}_c \end{bmatrix}.$

The derivation of this block is similar to the above block. Also, as above $\tilde{C}_{j-2}^* C$ is available from the previous cycle, and \tilde{B}_{j-1} is computed during the iterations.

- $\tilde{C}_{j-1}^* \Upsilon_j = \tilde{U}_{j-1}^* A \Upsilon_j = M_{j-1}^* \tilde{W}_{j-1}^* \begin{bmatrix} \tilde{U}_{j-2}^* \\ \tilde{V}_{j-1}^* \end{bmatrix} A \Upsilon_j,$
 $= M_{j-1}^* \tilde{W}_{j-1}^* \begin{bmatrix} 0 \\ \tilde{V}_{j-1}^* A \Upsilon_j \end{bmatrix},$
 $= M_{j-1}^* \tilde{W}_{j-1}^* \begin{bmatrix} 0 \\ [\tilde{C} \tilde{C}^* A^* \tilde{V}_{j-1} + \tilde{\Upsilon}_{j-1} \tilde{\Gamma}_{j-1}]^* \Upsilon_j \end{bmatrix},$
 $= M_{j-1}^* \tilde{W}_{j-1}^* \begin{bmatrix} 0 \\ \tilde{\Gamma}_{j-1}^* \tilde{\Upsilon}_{j-1}^* \Upsilon_j \end{bmatrix},$

where

$$\begin{aligned} \tilde{\Gamma}_{j-1}^* \tilde{\Upsilon}_{j-1}^* \Upsilon_j &= \tilde{\Gamma}_{j-1}^* \begin{bmatrix} \tilde{v}_{(j-2)s}^* \\ \tilde{v}_{(j-2)s+1}^* \\ \vdots \\ \tilde{v}_{(j-1)s}^* \\ \tilde{v}_{(j-1)s+1}^* \end{bmatrix} \begin{bmatrix} v_{(j-1)s} & v_{(j-1)s+1} & \cdots & v_{js} & v_{js+1} \end{bmatrix}, \\ &= \tilde{\Gamma}_{j-1}^* \begin{bmatrix} 0 & 0 & \cdots & 0 & 0 \\ \vdots & \vdots & \vdots & \vdots & \vdots \\ 0 & 0 & \cdots & 0 & 0 \\ 1 & 0 & \cdots & 0 & 0 \\ 0 & 1 & \cdots & 0 & 0 \end{bmatrix}. \end{aligned}$$

- $\tilde{\Upsilon}_j^* C_{j-1} = \begin{bmatrix} 0 & \tilde{\Upsilon}_j^* \Upsilon_{j-1} \Gamma_{j-1} \end{bmatrix} W_{j-1} N_{j-1}$,

where

$$\tilde{\Upsilon}_j^* \Upsilon_{j-1} \Gamma_{j-1} = \begin{bmatrix} 0 & 0 & \cdots & 1 & 0 \\ 0 & 0 & \cdots & 0 & 1 \\ 0 & 0 & \cdots & 0 & 0 \\ \vdots & \vdots & \vdots & \vdots & \vdots \\ 0 & 0 & \cdots & 0 & 0 \end{bmatrix} \Gamma_{j-1}.$$

The derivation of this block is similar to the above block, hence we have stated the final result.

- $\tilde{C}^* U_{j-1} = \tilde{C}^* \begin{bmatrix} U_{j-2} & V_{j-1} \end{bmatrix} W_{j-1} N_{j-1} = \begin{bmatrix} \tilde{C}^* U_{j-2} & 0 \end{bmatrix} W_{j-1} N_{j-1}$,

where $\tilde{C}^* U_{j-2}$ is available from the previous cycle.

- $\begin{aligned} \tilde{C}_{j-1}^* U_{j-1} &= M_{j-1}^* \tilde{W}_{j-1}^* \begin{bmatrix} \tilde{U}_{j-2}^* \\ \tilde{V}_{j-1}^* \end{bmatrix} A \begin{bmatrix} U_{j-2} & V_{j-1} \end{bmatrix} W_{j-1} N_{j-1}, \\ &= M_{j-1}^* \tilde{W}_{j-1}^* \begin{bmatrix} \tilde{C}_{j-2}^* U_{j-2} & \tilde{C}_{j-2}^* V_{j-1} \\ \tilde{V}_{j-1}^* C_{j-2} & \tilde{V}_{j-1}^* A V_{j-1} \end{bmatrix} W_{j-1} N_{j-1}, \end{aligned}$

where $\tilde{C}_{j-2}^* U_{j-2}$ and $\tilde{C}_{j-2}^* V_{j-1}$ are available from blocks of $\tilde{\Psi}_{j-1}^* \Phi_{j-1}$. $\tilde{V}_{j-1}^* C_{j-2}$ is a subset of $\tilde{\Upsilon}_{j-1}^* C_{j-2}$, and hence, is available from $\tilde{\Psi}_{j-1}^* \Psi_{j-1}$. $\tilde{V}_{j-1}^* A V_{j-1}$ can be simplified as follows:

$$\begin{aligned} (A^* \tilde{V}_{j-1})^* V_{j-1} &= \left[\tilde{C} \tilde{C}^* A^* \tilde{V}_{j-1} + \tilde{\Upsilon}_{j-1} \tilde{\Gamma}_{j-1} \right]^* V_{j-1} = \tilde{\Gamma}_{j-1}^* \tilde{\Upsilon}_{j-1}^* V_{j-1}, \\ &= \tilde{\Gamma}_{j-1}^* \begin{bmatrix} 0 \\ I \\ 0 \end{bmatrix} = \tilde{T}_{j-1}. \end{aligned}$$

- $\tilde{C}_{j-1}^* V_j$ is a subset of $\tilde{C}_{j-1}^* \Upsilon_j$, and hence, is available from $\tilde{\Psi}_j^* \Psi_j$.

Thus, only $\tilde{\Upsilon}_j^* U_{j-1}$ needs to be computed explicitly.

5. Model Reduction. Consider a single-input/single-output (SISO) linear time-invariant (LTI) system represented as

$$G : \begin{cases} E \dot{x}(t) = Ax(t) + bv(t) \\ y(t) = c^*x(t), \end{cases} \quad \text{or} \quad G(s) = c^*(sE - A)^{-1}b \quad (5.1)$$

where $E, A \in \mathbb{R}^{n \times n}$ and $b, c \in \mathbb{R}^n$. The time-dependent functions $v(t), y(t): \mathbb{R} \rightarrow \mathbb{R}$ are the input and output of $G(s)$, respectively, and $x(t): \mathbb{R} \rightarrow \mathbb{R}^n$ is the associated state. In (5.1), $G(s)$ is the transfer function of the system: Let $V(s)$ and $Y(s)$ denote the Laplace transforms of $v(t)$ and $y(t)$, respectively. Then, the transfer function $G(s)$ satisfies $Y(s) = G(s)V(s)$. By a common abuse of notation, we denote both the underlying dynamical system and its transfer function with G . The dimension of the underlying state-space, n , is called the dimension of G . Systems of the form (5.1) with extremely large state-space dimension n arise in many applications; see [4] and [31] for a collection of such examples. Simulations in such large scale settings lead to overwhelming demands on computational resources. This is the main motivation for model reduction. The goal is to produce a surrogate model of much smaller dimension which provides a high-fidelity approximation of the input-output behavior of the original model G . Let $r \ll n$ denote the order of the reduced-model. The reduced-model is represented, similar to (5.1), as

$$G_r(s) : \begin{cases} E_r \dot{x}_r(t) = A_r x_r(t) + b_r v(t) \\ y_r(t) = c_r^* x_r(t), \end{cases} \quad \text{or} \quad G_r(s) = c_r^*(sE_r - A_r)^{-1}b_r \quad (5.2)$$

where $E_r, A_r \in \mathbb{R}^{r \times r}$ and $b_r, c_r \in \mathbb{R}^r$. In this setting, the common approach is to construct reduced order models via a Petrov-Galerkin projection. This amounts to choosing two r -dimensional subspaces \mathcal{V}_r and \mathcal{W}_r and matrices $V_r \in \mathbb{R}^{n \times r}$ and $W_r \in \mathbb{R}^{n \times r}$ such that $\mathcal{V}_r = \text{Range}(V_r)$ and $\mathcal{W}_r = \text{Range}(W_r)$. Then, we approximate the full-order state $x(t)$ as $x(t) \approx V_r x_r(t)$ and enforce the Petrov-Galerkin condition,

$$W_r^*(E V_r \dot{x}_r(t) - A V_r x_r(t) - b v(t)) = 0, \quad y_r(t) = c^* V_r x_r(t),$$

leading to a reduced-order model as in (5.2) with

$$E_r = W_r^* E V_r, \quad A_r = W_r^* A V_r, \quad b_r = W_r^* b, \quad \text{and} \quad c_r = V_r^* c. \quad (5.3)$$

As (5.3) illustrates, the quality of the reduced model depends solely on the selection of the two subspaces \mathcal{V}_r and \mathcal{W}_r . In this paper, we will choose V_r and W_r to enforce interpolation. For other selections of \mathcal{V}_r and \mathcal{W}_r , we refer the reader to [4].

5.1. Interpolatory Model Reduction. For a given full-order model $G(s)$, the goal of interpolatory model reduction is to construct a reduced-order model $G_r(s)$ via rational interpolation. Here, we focus on Hermite interpolation. Given the full-order model (5.1) and a collection of interpolation points (also called shifts) $\sigma_i \in \mathbb{C}$, for $i = 1, \dots, r$, we must construct a reduced-order system by projection as in (5.3) such that $G_r(s)$ interpolates $G(s)$ and its first derivative at selected interpolation points, i.e.,

$$G(\sigma_i) = G_r(\sigma_i) \quad \text{and} \quad G'(\sigma_i) = G_r'(\sigma_i) \quad \text{for} \quad i = 1, \dots, r.$$

Rational interpolation by projection was first proposed in [14, 52, 53]. How to obtain the required projection was derived in [24] using the rational Krylov method [37]. For

the special case of Hermite rational interpolation, the solution of the interpolatory model reduction problem is given in Theorem 5.1. For the more general case, we refer the reader to [24] and the recent survey [5].

THEOREM 5.1. *Given $G(s) = c^*(sE - A)^{-1}b$ and r distinct points $\sigma_1, \dots, \sigma_r \in \mathbb{C}$, let*

$$V_r = [(\sigma_1 E - A)^{-1}b \dots (\sigma_r E - A)^{-1}b], \quad W_r^* = \begin{bmatrix} c^*(\sigma_1 E - A)^{-1} \\ \vdots \\ c^*(\sigma_r E - A)^{-1} \end{bmatrix}. \quad (5.4)$$

Using (5.3), define the reduced-order model $G_r(s) = c_r^(sE_r - A_r)^{-1}b_r$. Then $G(\sigma_i) = G_r(\sigma_i)$ and $G'(\sigma_i) = G_r'(\sigma_i)$, for $i = 1, \dots, r$.*

Theorem 5.1 shows how to solve interpolatory model reduction problem via projection for given shifts. However, it does not provide a strategy for choosing good/optimal interpolation points. This issue has been recently resolved in [26] for the special case of optimality in the \mathcal{H}_2 norm. The \mathcal{H}_2 norm of the dynamical system $G(s)$ is defined as

$$\|G\|_{\mathcal{H}_2} = \left(\frac{1}{2\pi} \int_{-\infty}^{\infty} |G(ja)|^2 da \right)^{1/2}.$$

The \mathcal{H}_2 norm of G is indeed the $2 - \infty$ induced norm of the underlying convolution operator. Then, for any $v \in L^2(\mathbb{R}^+)$, $\|y - y_r\|_{L^\infty} \leq \|G - G_r\|_{\mathcal{H}_2} \|v\|_{L^2}$. To ensure that the output error $y - y_r$ is small in $L^\infty(\mathbb{R}^+)$ uniformly over all inputs v , say, with $\|v\|_{L^2} \leq 1$, we seek a reduced system G_r that makes $\|G - G_r\|_{\mathcal{H}_2}$ small. This leads to the *optimal \mathcal{H}_2 model reduction problem*: Given $G(s)$, and a reduced order $r < n$, find $G_r(s)$ that solves

$$\|G - G_r\|_{\mathcal{H}_2} = \min_{\dim(\hat{G}_r)=r} \|G - \hat{G}_r\|_{\mathcal{H}_2}. \quad (5.5)$$

This problem has been studied extensively [33, 51, 26, 43, 49, 25, 8, 9]. The problem (5.5) is a non-convex optimization problem, which makes finding the global minimum, at best, a hard task. Hence, the common approach is to construct reduced-order models that satisfy, for interpolatory model reduction framework, the following first-order necessary conditions.

THEOREM 5.2. *([33, 26]) Given $G(s)$, let $G_r(s) = c_r^*(sE_r - A_r)^{-1}b_r$ be an \mathcal{H}_2 -optimal reduced order model of order r , and let $\hat{\lambda}_1, \dots, \hat{\lambda}_r$ denote the poles of $G(s)$. Then*

$$G(-\hat{\lambda}_i) = G_r(-\hat{\lambda}_i) \quad \text{and} \quad G'(-\hat{\lambda}_i) = (G_r)'(-\hat{\lambda}_i) \quad \text{for } i = 1, \dots, r. \quad (5.6)$$

So, the \mathcal{H}_2 optimal approximant $G_r(s)$ is a Hermite interpolant to $G(s)$ at the mirror image of its poles. These poles, the optimal interpolation points, are not known *a priori*. Hence, the iterative rational Krylov algorithm (IRKA) [26], starting from an initial selection of interpolation points, iteratively corrects the interpolation points until (5.6) is satisfied. Algorithm 3 outlines IRKA; for details, see [26].

5.2. Advantages of Approximating Solutions using a Petrov-Galerkin Framework in Interpolatory Model Reduction. The main cost in IRKA is solving multiple linear systems to compute V_r and W_r . If the dimension of the state-space,

Algorithm 3. IRKA ([26])

1. Make an initial shift selection σ_i for $i = 1, \dots, r$,
2. $V_r = [(\sigma_1 E - A)^{-1}b, \dots, (\sigma_r E - A)^{-1}b]$,
3. $W_r = [(\sigma_1 E - A)^{-*}c, \dots, (\sigma_r E - A)^{-*}c]$,
4. while (not converged)
 - ◇ $A_r = W_r^* A V_r, E_r = W_r^* A V_r,$
 - ◇ $\sigma_i \leftarrow -\lambda_i(A_r, E_r)$ for $i = 1, \dots, r,$
 - ◇ $V_r = [(\sigma_1 E - A)^{-1}b, \dots, (\sigma_r E - A)^{-1}b]$,
 - ◇ $W_r = [(\sigma_1 E - A)^{-*}c, \dots, (\sigma_r E - A)^{-*}c]$,
5. $A_r = W_r^* A V_r, E_r = W_r^* A V_r, b_r = W_r^* b, c_r = V_r^* c_r.$

n , is large, these systems are generally solved only approximately by an iterative solver. In this context, it is important to assess the accuracy of the computed reduced order model, that is, given the shifts, how accurately the Hermite interpolation problem is solved. This question was studied extensively in [10]. One of the major results, outlined below for our particular case, provides the main motivation for solving the linear systems associated with corresponding columns of V_r and W_r as pair of dual linear systems (in the terminology of Section 1) using BiCG or RBiCG.

Let \hat{v}_j and \hat{w}_j , for $j = 1, \dots, r$, denote the approximate solutions of $(\sigma_j E - A)v_j = b$ and $(\sigma_j E - A)^* w_j = c$, respectively, with residuals $\eta_j = (\sigma_j E - A)\hat{v}_j - b$ and $\xi_j = (\sigma_j E - A)^* \hat{w}_j - c$. Furthermore, let $\hat{v}_j, \hat{w}_j, \eta_j,$ and ξ_j satisfy the Petrov-Galerkin condition that there exist spaces \mathcal{P} and \mathcal{Q} such that $\hat{v}_j \in \mathcal{P}, \hat{w}_j \in \mathcal{Q}, \eta_j \perp \mathcal{Q},$ and $\xi_j \perp \mathcal{P}$. Define the approximate solution matrices (\hat{V}_r and \hat{W}_r), the residual matrices (R_b and R_c), and the rank-2r matrix (F_{2r}) as follows:

$$\begin{aligned} \hat{V}_r &= [\hat{v}_1 \ \hat{v}_2 \ \dots \ \hat{v}_r], & \hat{W}_r &= [\hat{w}_1 \ \hat{w}_2 \ \dots \ \hat{w}_r], \\ R_b &= [\eta_1 \ \eta_2 \ \dots \ \eta_r], & R_c &= [\xi_1 \ \xi_2 \ \dots \ \xi_r], \\ F_{2r} &= R_b (\hat{W}_r^* \hat{V}_r)^{-1} \hat{W}_r^* + \hat{V}_r (\hat{W}_r^* \hat{V}_r)^{-1} R_c. \end{aligned}$$

Also, define the inexact reduced-order order quantities

$$\hat{A}_r = \hat{W}_r^* A \hat{V}_r, \quad \hat{E}_r = \hat{W}_r^* E \hat{V}_r, \quad \hat{b}_r = \hat{W}_r^* b, \quad \text{and} \quad \hat{c}_r = \hat{V}_r^* c.$$

Then, the computed reduced-order model $\hat{G}_r(s) = \hat{c}_r^* (s \hat{E}_r - \hat{A}_r)^{-1} \hat{b}_r$ *exactly* interpolates the perturbed full-order model $\hat{G}(s) = c^* (sE - (A + F_{2r}))^{-1} b$, i.e.,

$$\hat{G}(\sigma_i) = \hat{G}_r(\sigma_i) \quad \text{and} \quad \hat{G}'(\sigma_i) = \hat{G}'_r(\sigma_i), \quad \text{for} \quad i = 1, \dots, r.$$

Hence, iteratively solving the linear systems while satisfying the Petrov-Galerkin condition above yields a backward error for the interpolatory model reduction that is bounded by $\|F_{2r}\|$, which is governed by the norms of the residuals. The latter are easily controlled in the iterative solver. For details, we refer the reader to [10].

The easiest way to satisfy the Petrov-Galerkin condition above is by solving the dual pairs of linear systems using BiCG. Hence, BiCG is particularly suitable for solving the linear systems in IRKA. However, as IRKA leads to a sequence of dual linear systems, the RBiCG algorithm can be used to reduce the total run time for solving all linear systems. Moreover, if we solve the dual pairs of linear systems arising in IRKA by RBiCG the Petrov-Galerkin condition is still satisfied.

5.3. IRKA using RBiCG. IRKA usually converges rather fast [26]. Hence, after one or a few initial steps, the interpolations points from one step of IRKA to the next one do not change substantially. Moreover, for many cases, the change of the (appropriately ordered) $\{\sigma_i\}$ from one column of V_r (and W_r) to the next is also modest. Hence, recycling is typically appropriate for IRKA.

For the special case of $E = I$ in (5.1), alternative solution approaches might be advantageous, as one can solve the linear systems for multiple shifts at once [18, 22, 29, 46]. Combining these strategies with a Petrov-Galerkin framework does not seem complicated. Effective strategies for Krylov subspace recycling for solving systems of the type, $(\sigma_i I - A)v_i = b$, for multiple shifts at once, as well as for multiple right hand sides, was discussed in [30]. For most model reduction applications, however, $E \neq I$.

There are three basic ways of recycling Krylov subspaces in IRKA. We now describe the first strategy. Let at step m of IRKA (iteration m of the while loop in Algorithm 3), we have the shifts $\sigma_i^{(m)}$, for $i = 1, \dots, r$ with

$$\begin{aligned} V_r^{(m)} &= [(\sigma_1^{(m)} E - A)^{-1}b, \dots, (\sigma_r^{(m)} E - A)^{-1}b], \\ W_r^{(m)} &= [(\sigma_1^{(m)} E - A)^{-*}c, \dots, (\sigma_r^{(m)} E - A)^{-*}c]. \end{aligned} \quad (5.7)$$

Let at step $m + 1$ of IRKA, we have the shifts $\sigma_i^{(m+1)}$, for $i = 1, \dots, r$ with

$$\begin{aligned} V_r^{(m+1)} &= [(\sigma_1^{(m+1)} E - A)^{-1}b, \dots, (\sigma_r^{(m+1)} E - A)^{-1}b], \\ W_r^{(m+1)} &= [(\sigma_1^{(m+1)} E - A)^{-*}c, \dots, (\sigma_r^{(m+1)} E - A)^{-*}c]. \end{aligned}$$

One can recycle Krylov subspaces from the i^{th} column of $V_r^{(m)}$ and $W_r^{(m)}$ to the i^{th} column of $V_r^{(m+1)}$ and $W_r^{(m+1)}$. That is, from solving the pair of linear systems

$$(\sigma_i^{(m)} E - A)v_i^{(m)} = b, \quad (\sigma_i^{(m)} E - A)^*w_i^{(m)} = c,$$

to solving the pair of linear systems

$$(\sigma_i^{(m+1)} E - A)v_i^{(m+1)} = b, \quad (\sigma_i^{(m+1)} E - A)^*w_i^{(m+1)} = c,$$

where $i = 1, 2, \dots, r$. This kind of recycling strategy is always useful since change in a particular shift from one IRKA step to the next is small.

Second, one can recycle selected Krylov subspaces across the columns of the matrices V_r and W_r . Third, the first two recycling strategies can be combined as well. We describe one such combination. Consider solving the system $(\sigma_i^{(m+1)} E - A)v_i^{(m+1)} = b$ and its dual system. From a set of previously generated recycle spaces (distinguished by their shifts), one can pick the recycle space for which the relative change in σ is the least and less than a relative tolerance. This would ensure that the system that generated the recycle space is close to the current one. A natural pool to pick the σ defining the recycle space would be $\sigma_1^{(m)}, \dots, \sigma_r^{(m)}, \sigma_1^{(m+1)}, \dots, \sigma_{i-1}^{(m+1)}$. The second and third recycling strategies are useful when the shifts at an IRKA step are clustered.

For experiments of this paper, r is very small and so the shifts at any particular IRKA step are spread far apart. Hence, we follow the first strategy. That is, for every shift, we recycle Krylov subspaces from one IRKA step to the next. In general, the linear systems corresponding to the relatively large shifts converge very fast, and so recycling Krylov subspaces is not useful for them. Therefore, we implement recycling for $i < r$ small shifts. We give more details in Section 6.2.

5.4. Previous Work in Recycling for Model Reduction. Recycling for interpolatory model reduction in the Galerkin setting, i.e., with $W_r = V_r$, has been considered in [12] and [16]. In that case, there are no dual systems to solve, and therefore approaches based on GCR [15] and GMRES [39] are considered, respectively, for a sequence of (single) linear systems, as opposed to our approach based on BiCG for a sequence of dual linear systems. Also in other respects, the approach for improving the linear solver and the model reduction context are quite different from here. In [12], the focus is on efficiently solving linear systems with a fixed coefficient matrix and multiple right hand sides ($Ax^{(j)} = b^{(j)}$), recycling descent vectors (in GCR). Furthermore, the authors target model reduction with a single interpolation point but interpolating higher derivatives.

6. Results. We first describe the extra work done because of recycling in unpreconditioned RBiCG. We have split the cost in three parts and only report the terms with $O(n)$ cost. First, the extra cost at every iterative step is $(8kn + 2n)$ flops. Second, the extra cost at the end of each cycle is $(14k^2n + 6kns + 16kn + 4n)$ flops. Third and last, the extra cost once per linear system is $(10k^2n + 28kn + 14n)$ flops. Note that s and k are much smaller than n . For recycling to be beneficial, the savings in iterations should be high. Further in this section, we show up to 70% savings in iteration count. We also show that solving a model reduction problem without recycling takes about 50% more time than with recycling.

We test RBiCG on a convection-diffusion type of PDE and IRKA for interpolatory model reduction. All experiments are done using Matlab based code. The motivation for testing on IRKA has been discussed in the previous section. We test on the the convection-diffusion problem because of the following three reasons. First, this model problem provides well-understood test cases that are easy to analyze further. Second, convection-diffusion problems are ubiquitous. Few examples that lead to a convection-diffusion problem are as follows: a fixed-point linearization of the Navier-Stokes equations (Oseen’s problem); heat flow in a medium with transport; chemicals in air flow that diffuse, react, and are transported etc. Third, any such common physical problem would lead to a potential model reduction problem.

6.1. Convection-Diffusion. We test RBiCG on the linear system obtained by finite difference discretization of the partial differential equation

$$-(\mathcal{A}\vartheta_x)_x - (\mathcal{A}\vartheta_y)_y + \mathcal{B}(x, y)\vartheta_x = \mathcal{F},$$

with \mathcal{A} as shown in Figure 6.1 (a), $\mathcal{B}(x, y) = 2e^{2(x^2+y^2)}$, and $\mathcal{F} = 0$ everywhere except in a small square in the center (see Figure 6.1 (a)) where $\mathcal{F} = 100$ [47]. The domain is $(0, 1) \times (0, 1)$ with Dirichlet boundary conditions

$$\begin{aligned} \vartheta(0, y) &= \vartheta(1, y) = \vartheta(x, 0) = 1, \\ \vartheta(x, 1) &= 0. \end{aligned}$$

We use the second order central difference scheme for discretization with mesh width $h = 1/64$. This leads to a nonsymmetric linear system of 3969 unknowns. The convergence is same for a problem that is four times larger. For the sake of further analysis, we give results for this smaller system size. The primary system right-hand side comes from the PDE. We take vector of all zeros as the dual system right-hand side [48]. Note that the primary system is the only one we are concerned about here.

The dual linear systems are solved four times with RBiCG. The recycle space generated during the first run is used for solving the same dual systems a second time.

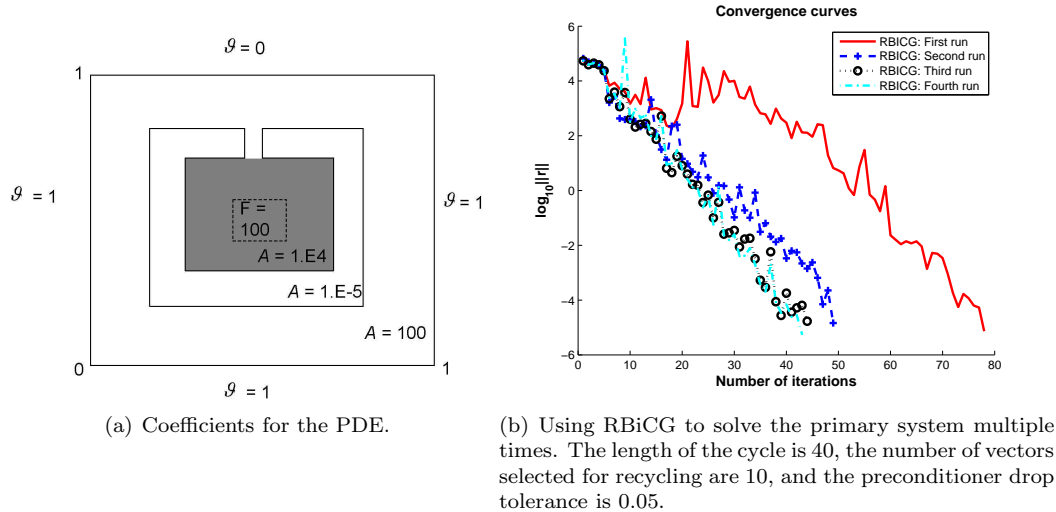


FIG. 6.1. Using RBiCG for a convection-diffusion type PDE.

The recycle space is further improved during the second run and used in solving the dual systems a third time, and so on. This is the “ideal” case for recycling; it excludes the effects of right-hand sides having slightly different eigenvector decompositions [35]. For this experiment we take $s = 40$ and $k = 10$. These are chosen based on experience with other recycling algorithms [35, 50]. The relative tolerance for RBiCG is taken as 10^{-8} . Initial guess is a vector of all ones. The linear systems are split-preconditioned by a Crout version of the ILUT preconditioner with a drop tolerance of 0.05 [38]. The generated recycle space pertains to the preconditioned linear systems.

Figure 6.1 (b) shows the benefit of using RBiCG for solving the primary system multiple times. For the second run, the savings in iterations is around 35%. The convergence gets better with each run. Next, we present a brief analysis of the generated recycle space. In Table 6.1 we give the cosines of principal angles between the recycle space and the invariant subspace spanned by eight eigenvectors associated with the eigenvalues of smallest magnitude. As for the recycle space, the invariant subspace is computed for the preconditioned operator. For the primary system, we use the invariant subspace spanned by right eigenvectors. For the dual system, we use the invariant subspace spanned by left eigenvectors. We want the angles to tend to zero, and so the cosines should tend to one. The table shows that with more runs, we accurately approximate larger subspace of the invariant subspace. The primary system recycle space captures three, six, and seven right eigenvectors during Runs 1, 2, and 3 respectively. The dual system recycle space captures four, five, and six left eigenvectors during Runs 1, 2, and 3 respectively. Therefore, we see faster convergence for every new run.

6.2. Model Reduction. Our test dynamical system is a semi-discretized heat transfer problem for determining the optimal cooling of steel profiles [36, 11, 40]. We call this the rail model [36]. The rail model is available as a multiple-input/multiple-output (MIMO) system. Since we work with a SISO system, we pick b and c of (5.1) as the second column of the input matrix and as the transposed sixth row of the output matrix, respectively. These are our primary and dual linear system right-hand sides.

Primary System			Dual System		
Start of Run 2	Start of Run 3	Start of Run 4	Start of Run 2	Start of Run 3	Start of Run 4
1.0000	1.0000	1.0000	1.0000	1.0000	1.0000
1.0000	1.0000	1.0000	1.0000	1.0000	1.0000
1.0000	1.0000	1.0000	1.0000	1.0000	1.0000
0.9896	1.0000	1.0000	0.9950	1.0000	1.0000
0.3832	1.0000	1.0000	0.9884	1.0000	1.0000
0.1452	0.9983	1.0000	0.7864	0.9844	1.0000
0.0988	0.9437	0.9970	0.6070	0.9206	0.8141
0.0300	0.1869	0.9567	0.4749	0.4118	0.4721

TABLE 6.1

Analysis of the recycle space for the convection-diffusion type PDE. The columns list the cosine of principal angles between the recycle space and the invariant subspace spanned by eight eigenvectors associated with the eigenvalues of smallest magnitude. For the primary system, we use the invariant subspace spanned by right eigenvectors. For the dual system, we use the invariant subspace spanned by left eigenvectors. The convergence curves, corresponding to different run's of the primary system, are shown in Figure 6.1 (b).

The rail model is available in four sizes: 1357, 5177, 20209, and 79841, corresponding to the different mesh sizes in the discretization.

We say that IRKA has converged to the ideal shifts when the relative change in shifts is less than a certain tolerance. For these experiments, we set 10^{-6} as the relative tolerance. For the rail models, A and E of (5.1) are symmetric negative definite and symmetric positive definite (SPD), respectively. Since our shifts are real and positive at every IRKA step, the matrices for our linear systems, $(\sigma_i^{(m)} E - A)$, stay SPD at all times. Using RBiCG is advantageous here (i.e., even for SPD systems) because of the backward error result discussed in Section 5.2.

We do two sets of experiments on the rail models. The main difference between these two sets of experiments is r , the size to which we reduce the models. Reducing to different r 's allows for a broader spectrum of test cases. For RBiCG, computing a recycle space is the most expensive part. It has been shown that a Krylov subspace generated by one system can be useful for multiple consecutive systems [35, 30]. Hence, we also vary the frequency of computing a recycle space between the two sets of experiments.

We implement recycling as discussed in Section 5.3. This is equivalent to recycling Krylov subspaces for $i < r$ parallel sequences of slowly changing dual linear systems. As for the convection-diffusion example, the recycling parameters s and k are chosen based on experience with other recycling algorithms [35, 50]. Based on the definition of s , if a pair of systems converges in iterations less than s , then no recycle space is generated while solving this pair. Hence, for the next pair of systems in the sequence, we use the recycle space from the last pair for which the recycle space was generated.

The relative convergence tolerance for the iterative solvers (BiCG and RBiCG) is taken as 10^{-6} . The tolerance for constructing nonsingular $\tilde{C}_j^* C_j$ in Section 4.3 is also taken as 10^{-6} . Initial guess is the solution vector from the contiguously previous system in the sequence. This helps in convergence because the change from a pair of systems in the sequence to the next is small. For the first IRKA step, when there are no previously solved systems, we take a vector of all zeros as the initial guess. In many cases, the initial guess is picked based on the knowledge of the system so as to

avoid orthogonal initial residuals (see Step 2 of Algorithm 1 and Step 3 of Algorithm 2). The linear systems are split-preconditioned by an incomplete LU preconditioner with threshold and pivoting (ILUTP) [38]. We choose different drop tolerances for different sizes to avoid working with a very ill-conditioned matrix. The generated recycle space pertains to the preconditioned linear systems.

For the first set of experiments, we reduce the models to $r = 6$ and use the following initial shifts: 1.00×10^{-5} , 1.38×10^{-4} , 1.91×10^{-3} , 2.63×10^{-2} , 3.63×10^{-1} , and 5.01. We compute the recycle space at every IRKA step. The results are given in Figures 6.2 – 6.5. These results are for the primary systems (columns of V_r) at a particular IRKA step: that is, for a specific value of m in (5.7), which is mentioned in the figure captions. Similar graphs exist for other IRKA steps. To avoid repetition, we do not present the graphs for the the dual systems (columns of W_r), which are similar. We implement recycling for the smallest two shifts. Hence, each figure has two solid curves, which correspond to systems solved without recycling, and two dashed–dotted curves, which correspond to systems solved with recycling. As discussed in Section 5.3, the remaining four (larger) shifts converge fast, so recycling Krylov subspaces is not useful for them. It is evident that systems that use a recycle space converge in much fewer iterations compared to systems that do not use recycling. The savings in iterations are as high as 70% per system.

Next, we analyze the recycle space generated during the first two IRKA steps for the order 5177 rail model corresponding to the smallest shift. In Table 6.2, we give the cosines of principal angles between the recycle space and the invariant subspace spanned by eight eigenvectors associated with the eigenvalues of smallest magnitude. As for the recycle space, the invariant subspace is computed for the preconditioned operator. For the primary system, we use the invariant subspace spanned by right eigenvectors. For the dual system, we use the invariant subspace spanned by left eigenvectors. We want the angles to tend to zero, and so the cosines should tend to one. Consider the results for the primary system. At the first IRKA step and end of the first cycle, we see that the recycle space captures four of the eight eigenvectors. The recycle space gets more accurate at the end of the second cycle and captures seven eigenvectors. During the second IRKA step, we have a new shift, and so the matrix changes. Therefore, at the start of the first cycle, we see a slight deterioration of the recycle space (almost negligible). This recycle space leads to the dashed curve in Figure 6.3. By the end of the first cycle (at this second IRKA step), all eight eigenvectors are captured. The results for the dual system recycle space are similar.

For the second set of experiments, we reduce the models to $r = 3$ and use the initial shifts as follows: 1.00×10^{-5} , 7.08×10^{-3} , and 5.01. We compute the recycle space at every fifth IRKA step. The results are given in Table 6.3. We implement recycling for the smallest shift only. The linear systems corresponding to the two (larger) shifts converge fast, so recycling Krylov subspaces is not useful for them. *Total iteration count* refers to the sum of iteration counts for solving linear systems over all shifts and all IRKA steps. *Total time* is the time in seconds required by IRKA to converge to the ideal shifts. This time includes the time for all IRKA computations as well as all linear solves (BiCG or RBiCG, as the case may be). We show that solving the problem without recycling takes about 50% more time than with recycling.

7. Conclusion. We focus on efficiently solving sequences of dual linear systems. The BiCG algorithm for solving dual linear systems has many advantages over other methods like GMRES, where both the primary system and the dual system can be solved separately. BiCG has a short term recurrence so it requires storing very few

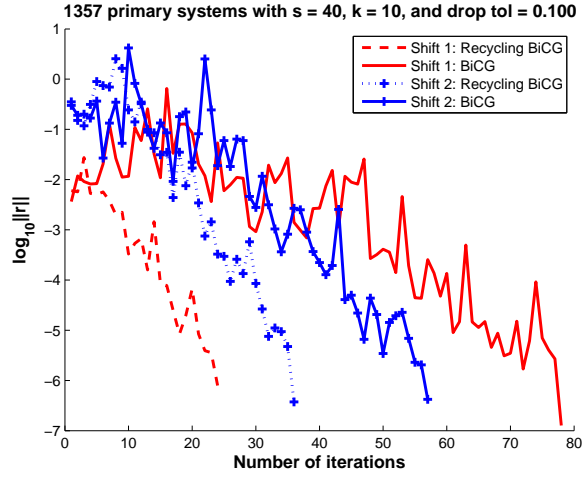


FIG. 6.2. Convergence curves of ILU preconditioned RBiCG at the 3rd IRKA step for the 1357×1357 rail model. The length of the cycle is 40, the number of vectors selected for recycling are 10, and the preconditioner drop tolerance is 0.1.

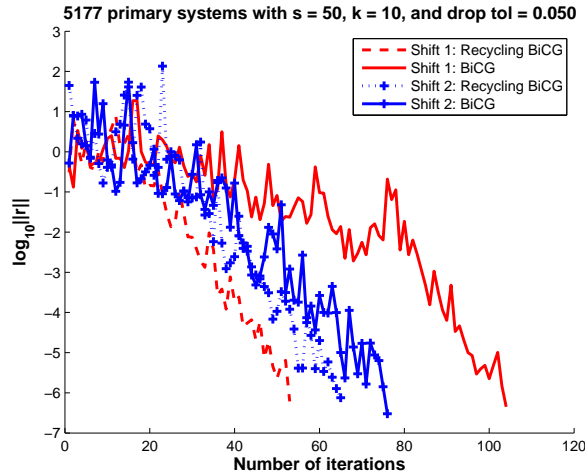


FIG. 6.3. Convergence curves of ILU preconditioned RBiCG at the 2nd IRKA step for the 5177×5177 rail model. The length of the cycle is 50, the number of vectors selected for recycling are 10, and the preconditioner drop tolerance is 0.05.

Lanczos vectors. BiCG has application-specific advantages as well. Solving the dual linear systems arising in interpolatory model reduction using a Petrov-Galerkin framework, such as in BiCG, provides a backward error formalism in the model reduction setting. Using BiCG to solve bilinear forms, for example, in QMC algorithms leads to a quadratic error bound. Since the focus is on sequences of dual linear systems, we apply Krylov subspace recycling to the BiCG algorithm. We first assume the recycle space exists and modify the algorithm to utilize this space. Second, we show how to compute the recycle space cheaply. The resulting algorithm is called RBiCG. The derivation of RBiCG also provides foundation for developing recycling variants of

Primary System				Dual System			
IRKA Step 1 $\sigma_1 = 1.000 \times 10^{-5}$		IRKA Step 2 $\sigma_1 = 1.834 \times 10^{-5}$		IRKA Step 1 $\sigma_1 = 1.000 \times 10^{-5}$		IRKA Step 2 $\sigma_1 = 1.834 \times 10^{-5}$	
End of Cycle 1	End of Cycle 2	Start of Cycle 1	End of Cycle 1	End of Cycle 1	End of Cycle 2	Start of Cycle 1	End of Cycle 1
1.0000	1.0000	1.0000	1.0000	1.0000	1.0000	1.0000	1.0000
1.0000	1.0000	1.0000	1.0000	1.0000	1.0000	1.0000	1.0000
1.0000	1.0000	1.0000	1.0000	0.9997	1.0000	1.0000	1.0000
0.9987	1.0000	1.0000	1.0000	0.9765	1.0000	1.0000	1.0000
0.9321	1.0000	1.0000	1.0000	0.4936	1.0000	1.0000	1.0000
0.2257	1.0000	0.9998	0.9999	0.0844	0.9995	0.9997	0.9998
0.0260	0.9997	0.9996	0.9997	0.0231	0.9945	0.9945	0.9989
0.0072	0.7813	0.7799	0.9932	0.0068	0.3439	0.3423	0.9876

TABLE 6.2

Analysis of the recycle space for the 5177×5177 rail model and the sequence of linear systems corresponding to the smallest shift, σ_1 . The columns list the cosine of principal angles between the recycle space and the invariant subspace spanned by eight eigenvectors associated with the eigenvalues of smallest magnitude. For the primary system, we use the invariant subspace spanned by right eigenvectors. For the dual system, we use the invariant subspace spanned by left eigenvectors. The recycle space that we use in computing the third column (Primary System; IRKA Step 2; Start of Cycle 1) is the same space that leads to the dashed convergence curve in Figure 6.3.

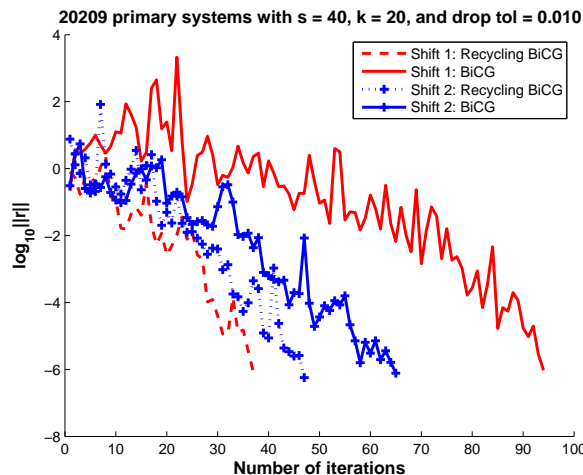


FIG. 6.4. Convergence curves of ILU preconditioned RBiCG at the 2nd IRKA step for the 20209×20209 rail model. The length of the cycle is 40, the number of vectors selected for recycling are 20, and the preconditioner drop tolerance is 0.01.

other popular bi-Lanczos based methods like CGS, BiCGSTAB, QMR, and TFQMR.

We first test our algorithm on a linear system arising from the finite difference discretization of a PDE. This model problem provides well-understood test cases that give insight about recycling. Next, we use our algorithm in IRKA for interpolatory model reduction. Utilizing RBiCG for iterative solves in IRKA gives very good results. Saving in iterations is as high as 70%. Solving the problem without recycling takes about 50% more time than with recycling. This indicates that the RBiCG algorithm can help solve slowly varying sequence of dual linear systems faster. There

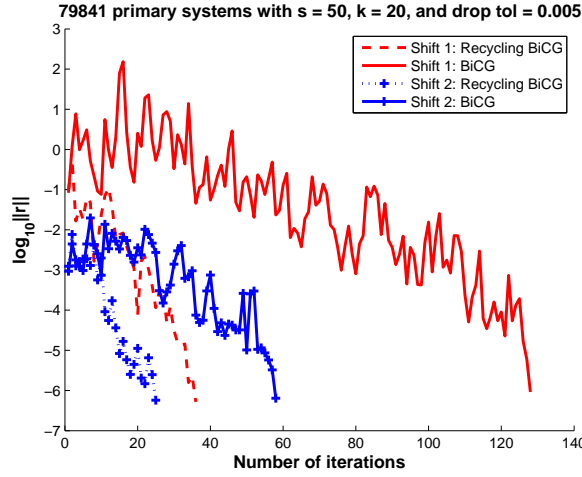


FIG. 6.5. Convergence curves of ILU preconditioned RBiCG at the 3rd IRKA step for the 79841 × 79841 rail model. The length of the cycle is 50, the number of vectors selected for recycling are 20, and the preconditioner drop tolerance is 0.005.

Size	s	k	Drop tol	IRKA steps	Total iteration count			Total time (s)		
					BiCG	RBiCG	Ratio	BiCG	RBiCG	Ratio
20209	40	20	0.01	31	3032	1434	2.11	73.82	54.28	1.36
79841	50	20	0.005	44	6324	2547	2.48	742.83	505.09	1.47

TABLE 6.3

Results for the second set of experiments. s is the length of cycle, k is the number of vectors selected for recycling, and drop tol is the ILUTP preconditioner drop tolerance. IRKA steps is the total number of IRKA steps needed to converge to the ideal shifts with a relative tolerance of 10^{-6} . The total iteration count is sum of iteration count for solving the three dual linear systems (corresponding to the three shifts) over all IRKA steps. The ratio is computed as the BiCG iteration count divided by RBiCG iteration count. The total time is reported in seconds, and is the time taken for IRKA to converge to the ideal shifts. This time includes the calls to linear solver, BiCG or RBiCG as the case may be. The ratio is computed as the time for IRKA when using BiCG divided by the time for IRKA when using RBiCG.

are two main aspects that are to be explored. First, we plan to use RBiCG for model reduction of other dynamical systems (besides the rail model that we currently use). Second, we plan to investigate the use of RBiCG for evaluating bilinear forms arising in QMC algorithms. The current results for this look promising.

Acknowledgments. We thank the anonymous reviewers for their careful and helpful suggestions that helped us improve this paper.

REFERENCES

[1] A. M. Abdel-Rehim, A. Stathopoulos, and K. Orginos. Extending the eigCG algorithm to non-symmetric Lanczos for linear systems with multiple right-hand sides. Technical Report WM-CS-2009-06, College of William and Mary, 2009.

- [2] K. Ahuja. Recycling bi-Lanczos algorithms: BiCG, CGS, and BiCGSTAB. Master's thesis, Department of Mathematics, Virginia Tech, 2009. Advised by E. de Sturler. Available from <http://scholar.lib.vt.edu/theses/available/etd-08252009-161256/>.
- [3] K. Ahuja, B. K. Clark, E. de Sturler, D. M. Ceperley, and J. Kim. Improved scaling for quantum Monte Carlo on insulators. *SIAM Journal on Scientific Computing (accepted)*, 2010. Available as arXiv:1008.5113v2.
- [4] A. C. Antoulas. *Approximation of Large-Scale Dynamical Systems (Advances in Design and Control)*. SIAM, Philadelphia, PA, USA, 2005.
- [5] A. C. Antoulas, C. A. Beattie, and S. Gugercin. Interpolatory model reduction of large-scale dynamical systems. In J. Mohammadpour and K. Grigoriadis, editors, *Efficient Modeling and Control of Large-Scale Systems*. Springer-Verlag, 2010.
- [6] R. E. Bank and T. F. Chan. An analysis of the composite step biconjugate gradient method. *Numer. Math.*, 66:295–319, 1993.
- [7] C. A. Beattie. Harmonic Ritz and Lehmann bounds. *Electronic Transactions on Numerical Analysis*, 7:18–39, 1998.
- [8] C. A. Beattie and S. Gugercin. Krylov-based minimization for optimal \mathcal{H}_2 model reduction. In *Proceedings of the 46th IEEE Conference on Decision and Control*, pages 4385–4390, 2007.
- [9] C. A. Beattie and S. Gugercin. A trust region method for optimal \mathcal{H}_2 model reduction. In *Proceedings of 48th IEEE Conference on Decision & Control and 28th Chinese Control Conference*, pages 5370–5375, 2009.
- [10] C. A. Beattie, S. Gugercin, and S. Wyatt. Inexact solves in interpolatory model reduction. *Linear Algebra and its Applications (accepted)*, 2010. Available as arXiv:1007.5213v2.
- [11] P. Benner. Solving large-scale control problems. *IEEE Control Systems Magazine*, 24(1):44–59, 2004.
- [12] P. Benner and L. Feng. On recycling Krylov subspaces for solving linear systems with successive right-hand sides with applications in model reduction. In P. Benner, M. Hinze, and E. J. W. ter Maten, editors, *Model Reduction for Circuit Simulation*, volume 74 of *Lecture Notes in Electrical Engineering*. Springer-Verlag, 2011 (in press).
- [13] E. de Sturler. Truncation strategies for optimal Krylov subspace methods. *SIAM Journal on Numerical Analysis*, 36(3):864–889, 1999.
- [14] C. De Villemaigne and R. E. Skelton. Model reductions using a projection formulation. *International Journal of Control*, 46(6):2141–2169, 1987.
- [15] S. C. Eisenstat, H. C. Elman, and M. H. Schultz. Variational iterative methods for nonsymmetric systems of linear equations. *SIAM Journal on Numerical Analysis*, 20(2):345–357, 1983.
- [16] L. Feng, P. Benner, and J. Korvink. Parametric model order reduction accelerated by subspace recycling. In *Proceedings of 48th IEEE Conference on Decision & Control and 28th Chinese Control Conference*, pages 4328–4333, 2009.
- [17] R. Fletcher. Conjugate gradient methods for indefinite systems. *Lecture Notes in Mathematics, Springer Berlin-Heidelberg*, 506:73–89, 1976.
- [18] R. W. Freund. Solution of shifted linear systems by quasi-minimal residual iterations. In L. Reichel, A. Ruttan, and R. S. Varga, editors, *Numerical Linear Algebra*, pages 101–121. W. de Gruyter, 1993.
- [19] R. W. Freund. A transpose-free quasi-minimal residual algorithm for non-Hermitian linear systems. *SIAM Journal on Scientific Computing*, 14(2):470–482, 1993.
- [20] R. W. Freund, M. H. Gutknecht, and N. M. Nachtigal. An implementation of the look-ahead Lanczos algorithm for non-Hermitian matrices. *SIAM Journal on Scientific Computing*, 14(1):137–158, 1993.
- [21] R. W. Freund and N. M. Nachtigal. QMR: a quasi-minimal residual method for non-Hermitian linear systems. *Numer. Math.*, 60:315–339, 1991.
- [22] A. Frommer. BiCGStab(ℓ) for families of shifted linear systems. *Computing*, 70:87–109, 2003.
- [23] A. Greenbaum. *Iterative Methods for Solving Linear Systems*. SIAM, Philadelphia, PA, USA, 1997.
- [24] E. Grimme. *Krylov projection methods for model reduction*. PhD thesis, University of Illinois, 1997.
- [25] S. Gugercin. An iterative rational Krylov algorithm (IRKA) for optimal \mathcal{H}_2 model reduction. In *Householder Symposium XVI*, Seven Springs Mountain Resort, PA, USA, May 2005.
- [26] S. Gugercin, A. C. Antoulas, and C. A. Beattie. \mathcal{H}_2 model reduction for large-scale linear dynamical systems. *SIAM Journal on Matrix Analysis and Applications*, 30(2):609–638, 2008.
- [27] M. H. Gutknecht. Lanczos-type solvers for nonsymmetric linear systems of equations. *Acta*

- Numerica*, 6:271–397, 1997.
- [28] M. R. Hestenes and E. Stiefel. Methods of conjugate gradients for solving linear systems. *Journal of Research of the National Bureau of Standards*, 49:409–436, 1952.
- [29] B. Jegerlehner. Krylov space solvers for shifted linear systems. *Hep-lat/9612014*, 1996.
- [30] M. E. Kilmer and E. de Sturler. Recycling subspace information for diffuse optical tomography. *SIAM Journal on Scientific Computing*, 27(6):2140–2166, 2006.
- [31] J. Korvink and E. Rudnyi. Oberwolfach benchmark collection. In P. Benner, V. Mehrmann, and D. C. Sorensen, editors, *Dimension Reduction of Large-Scale Systems*, volume 45 of *Lecture Notes in Computational Science and Engineering*, pages 311–315. Springer-Verlag, Berlin/Heidelberg, Germany, 2005.
- [32] C. Lanczos. Solution of systems of linear equations by minimized iterations. *Journal of Research of the National Bureau of Standards*, 49:33–53, 1952.
- [33] L. Meier III and D. Luenberger. Approximation of linear constant systems. *IEEE Transactions on Automatic Control*, 12(5):585–588, 1967.
- [34] R. B. Morgan. GMRES with deflated restarting. *SIAM Journal on Scientific Computing*, 24(1):20–37, 2002.
- [35] M. L. Parks, E. de Sturler, G. Mackey, D. D. Johnson, and S. Maiti. Recycling Krylov subspaces for sequences of linear systems. *SIAM Journal on Scientific Computing*, 28(5):1651–1674, 2006.
- [36] T. Penzl. Algorithms for model reduction of large dynamical systems. *Linear Algebra and its Applications*, 415(2–3):322–343, 2006. Special Issue on Order Reduction of Large-Scale Systems.
- [37] A. Ruhe. Rational Krylov algorithms for nonsymmetric eigenvalue problems. II. matrix pairs. *Linear algebra and its Applications*, 197–198:283–295, 1994.
- [38] Y. Saad. *Iterative Methods for Sparse Linear Systems*. 2nd ed., SIAM, Philadelphia, PA, 2003.
- [39] Y. Saad and M. H. Schultz. GMRES: A generalized minimal residual algorithm for solving nonsymmetric linear systems. *SIAM Journal on Scientific and Statistical Computing*, 7(3):856–869, 1986.
- [40] J. Saak and P. Benner. Efficient numerical solution of the LQR-problem for the heat equation. In *Proceedings in Applied Mathematics and Mechanics*, volume 4, pages 648–649, 2004.
- [41] G. L. G. Sleijpen and H. A. van der Vorst. A Jacobi-Davidson iteration method for linear eigenvalue problems. *SIAM Journal on Matrix Analysis and Applications*, 17(2):401–425, 1996.
- [42] P. Sonneveld. CGS, a fast Lanczos-type solver for nonsymmetric linear systems. *SIAM Journal on Scientific and Statistical Computing*, 10(1):36–52, 1989.
- [43] J. T. Spanos, M. H. Milman, and D. L. Mingori. A new algorithm for L^2 optimal model reduction. *Automatica*, 28(5):897–909, 1992.
- [44] A. Stathopoulos and K. Orginos. Computing and deflating eigenvalues while solving multiple right-hand side linear systems with an application to quantum chromodynamics. *SIAM Journal on Scientific Computing*, 32(1):439–462, 2010.
- [45] Z. Strakoš and P. Tichý. On efficient numerical approximation of the bilinear form $c^*A^{-1}b$. *SIAM Journal on Scientific Computing*, 33(2):565–587, 2011.
- [46] J. van den Eshof and G. L. G. Sleijpen. Accurate conjugate gradient methods for families of shifted systems. *Applied Numerical Mathematics*, 49(1):17–37, 2004.
- [47] H. A. van der Vorst. Bi-CGSTAB: a fast and smoothly converging variant of Bi-CG for the solution of nonsymmetric linear systems. *SIAM Journal on Scientific and Statistical Computing*, 13(2):631–644, 1992.
- [48] H. A. van der Vorst. *Iterative Krylov Methods for Large Linear Systems*. Cambridge University Press, Cambridge, England, UK, 2003.
- [49] P. Van Dooren, K. A. Gallivan, and P.-A. Absil. \mathcal{H}_2 -optimal model reduction of MIMO systems. *Applied Mathematics Letters*, 21(12):1267–1273, 2008.
- [50] S. Wang, E. de Sturler, and G. H. Paulino. Large-scale topology optimization using preconditioned Krylov subspace methods with recycling. *International Journal for Numerical Methods in Engineering*, 69(12):2422–2468, 2006.
- [51] D. A. Wilson. Optimum solution of model-reduction problem. *Proc. of IEE*, 117(6):1161–1165, 1970.
- [52] A. Yousuff and R. E. Skelton. Covariance equivalent realizations with application to model reduction of large scale systems. In C. T. Leondes, editor, *Control and Dynamic Systems*, volume 22, pages 273–348. Academic Press, New York, NY, 1985.
- [53] A. Yousuff, D. A. Wagie, and R. E. Skelton. Linear system approximation via covariance equivalent realizations. *Journal of Mathematical Analysis and Applications*, 106(1):91–115, 1985.