

# HIGHLIGHTS and CONCLUSIONS

of the Chalonge 14th Paris Cosmology Colloquium 2010:

‘The Standard Model of the Universe: Theory and Observations’,

Ecole Internationale d’Astrophysique Daniel Chalonge

Observatoire de Paris

in the historic Perrault building, 22-24 July 2010.

H. J. de Vega<sup>(a,b)</sup>, M.C. Falvella<sup>(c)</sup>, N. G. Sanchez<sup>(b)</sup><sup>1</sup>

<sup>1(a)</sup> *LPTHE, Université Pierre et Marie Curie (Paris VI) et Denis Diderot (Paris VII),  
Laboratoire Associé au CNRS UMR 7589, Tour 24, 5ème. étage,  
Boite 126, 4, Place Jussieu, 75252 Paris, Cedex 05, France.*

<sup>(b)</sup> *Observatoire de Paris, LERMA. Laboratoire Associé au CNRS UMR 8112.  
61, Avenue de l’Observatoire, 75014 Paris, France.*

<sup>(c)</sup> *Italian Space Agency and MIUR, Viale Liegi n.26, 00198 Rome, Italy.*

(Dated: February 24, 2019)

The Chalonge 14th Paris Cosmology Colloquium 2010 was held on 22-24 July in the historic Paris Observatory’s Perrault building, in the Chalonge School spirit combining real cosmological/astrophysical data and hard theory predictive approach connected to them in the Standard Model of the Universe: News and reviews from WMAP7, BICEP, QUAD, SPT, AMI, ACT, Planck, QUIJOTE, Herschel, SPIRE, ATLAS and HerMES surveys; astrophysics and particle physics dark matter (DM) searches and galactic observations; related theory and simulations, with the aim of synthesis, progress and clarification. Peter Biermann, Daniel Boyanovsky, Asantha Cooray, Claudio Destri, Hector de Vega, Gerry Gilmore, Stefan Gottlöber, Eiichiro Komatsu, Stacy McGaugh, Anthony Lasenby, Rafael Rebolo, Paolo Salucci, Norma Sanchez and Anton Tikhonov present here their highlights of the Colloquium. Inflection points in several current research lines emerged, particularly on dark matter (DM) where  $\Lambda$ WDM (Warm Dark Matter) emerges impressively over  $\Lambda$ CDM whose ever-increasing galactic scale problems are staggering. The summary and conclusions by H. J. de Vega, M. C. Falvella and N. G. Sanchez stress among other points: (i) Data confirm primordial CMB gaussianity. Inflation effective theory predicts negligible primordial non-gaussianity, negligible scalar index running and a tensor to scalar ratio  $\sim 0.05 - 0.04$  at reach/border line of next CMB observations; the present data with this theory clearly prefer new inflation; early fast-roll inflation is generic and provides lowest multipoles depression. CMB secondary anisotropies progress rapidly with new CMB high- $l$  constraints and Sunyaev-Zeldovich (SZ) amplitudes smaller than expected: CMB and X-ray data agree but intracluster medium models need revision (they overestimate SZ), relaxed and non-relaxed clusters need distinction as WMAP7 shows. (ii) The Milky Way is not formed from dSph-like systems. Feedback does not operate as already suggested: it was extremely mild in the lowest luminosity galaxies, it does not substantially modify initial conditions. (iii) The cosmic ray positron and electron excess recently observed is explained by natural astrophysical processes, while annihilating/decaying dark matter models face growing tailoring to explain observations. (iv) Cored (non cusped) DM halos and warm (keV scale mass) DM are increasingly favored from theory and astrophysical observations, they naturally produce the observed small scale structures; sterile neutrinos are suitable candidates. Wimps (heavier than 1 GeV) are strongly disfavoured combining theory with galaxy observations. Putting all together, evidence that  $\Lambda$ CDM does not work at small scales is staggering.  $\Lambda$ WDM simulations with 1 keV particles reproduce observations, sizes of local minivoids and velocity functions. Overall, keV scale DM particles deserve dedicated searches and simulations. Peter Biermann presents his live minutes of the Colloquium and concludes that a right-handed sterile neutrino of mass of a few keV is the most interesting DM candidate. Photos of the Colloquium are included.

PACS numbers:

## Contents

### I. Purpose of the Colloquium and Introduction

	2
<b>II. Programme and Lecturers</b>	5
<b>III. Highlights by the Lecturers</b>	7
A. Peter Biermann <sup>1,2,3,4,5</sup>	7
B. Daniel Boyanovsky	9
C. Asantha Cooray	11
D. Claudio Destri	12
E. Hector J. de Vega and Norma G. Sanchez	13
F. Anthony Lasenby	15
G. Stacy S. McGaugh	18
H. Rafael Rebolo	18
I. Paolo Salucci	23
J. Hector J. de Vega and Norma G. Sanchez	27
K. Anton V. Tikhonov	31
<b>IV. Summary and Conclusions of the Colloquium by H. J. de Vega, M.C. Falvella and N. G. Sanchez</b>	34
<b>V. Live Minutes of the Colloquium by Peter Biermann</b>	41
A. CMB data	41
B. Cosmology with a keV DM particle	42
C. N-body Simulations	43
D. Galaxy data	44
E. Evidence for DM and Massive star explosions	45
F. The near future: PLANCK	47
G. Conclusion	47
<b>VI. Photos of the Colloquium</b>	49
<b>VII. List of Participants</b>	50

## I. PURPOSE OF THE COLLOQUIUM AND INTRODUCTION

The main aim of the series ‘Paris Cosmology Colloquia’, in the framework of the International School of Astrophysics ‘**Daniel Chalonge**’, is to put together real cosmological and astrophysical data and hard theory approach connected to them. The Chalonge Paris Cosmology Colloquia bring together physicists, astrophysicists and astronomers from the world over. Each year these Colloquia are more attended and appreciated both by PhD students, post-docs and lecturers. The format of the Colloquia is intended to allow easy and fruitful mutual contacts and communication.

The subject of the 14th Paris Cosmology Colloquium 2010 was ‘THE STANDARD MODEL OF THE UNIVERSE: THEORY AND OBSERVATIONS’.

The Colloquium took place during three full days (Thursday July 22, Friday 23 and Saturday July 24) at the parisian campus of Paris Observatory (HQ), in the historic Perrault building.

The **14th Paris Cosmology Colloquium 2010** was within the astrophysical spirit of the Chalonge School, focalized on recent observational and theoretical progress on the CMB and inflation with predictive power, dark matter, dark energy, dark ages and LSS in the context of the Standard Model of the Universe. Never as in this period, the Golden Age of Cosmology, the major subjects of the Daniel Chalonge School were so timely and in full development: the WMAP mission released in 2010 the new survey (7 years of observations) and the PLANCK mission launched in May 2009 is performing its First Survey.

The **main topics** were: Observational and theoretical progress in deciphering the nature of dark matter, large and small scale structure, Warm (keV) dark matter and sterile neutrinos. Inflation after WMAP (in connection with the CMB and LSS data), slow roll and fast roll inflation, quadrupole suppression and initial conditions. CMB polarization. CMB measurements by the Planck mission and its science perspectives.

All Lectures were plenary and followed by a discussion. Enough time was provided to the discussions.

Informations of the Colloquium are available on  
<http://www.chalonge.obspm.fr/colloque2010.html>

Informations on the previous Paris Cosmology Colloquia and on the Chalonge school events are available at

<http://chalonge.obspm.fr>  
 (lecturers, lists of participants, lecture files and photos during the Colloquia).

This Paris Colloquia series started in 1994 at the Observatoire de Paris. The series cover selected topics of high current interest in the interplay between cosmology and fundamental physics. The PARIS COSMOLOGY COLLOQUIA are informal meetings. Their purpose is an updated understanding, from a fundamental point of view, of the progress and current problems in the early universe, cosmic microwave background radiation, large scale structure and neutrinos in astrophysics and the interplay between them. Emphasis is given to the mutual impact of fundamental physics and cosmology, both at theoretical and experimental -or observational- levels.

Deep understanding, clarification, synthesis, a careful interdisciplinarity within a fundamental physics approach, are goals of this series of Colloquia.

Sessions last for three full days and leave enough time for private discussions and to enjoy the beautiful parisian campus of Observatoire de Paris (built on orders from Colbert and to plans by Claude Perrault from 1667 to 1672).

Sessions took place in the Cassini Hall, on the meridian of Paris, in ‘Salle du Conseil’ (Council Room) in the historic Perrault building (‘Bâtiment Perrault’) of Observatoire de Paris HQ, under the portraits of Laplace, Le Verrier, Lalande, Arago, Delambre and Louis XIV and in the ‘Grande Galerie’ (the Great Gallery).

An **Exhibition** retraced the 19 years of activity of the Chalonge School and of George Smoot participation to the School. The books and proceedings of the School since its creation, as well as historic Daniel Chalonge material, instruments and the Daniel Chalonge Medal were on exhibition at the Grande Galerie.

After the Colloquium, a visit of the Perrault building took place guided by Professor Suzanne Debarbat

More information on the Colloquia of this series can be found in the Proceedings (H.J. de Vega and N. Sanchez, Editors) published by World Scientific Co. since 1994 and by Observatoire de Paris, and the Chalonge School Courses published by World Scientific Co and by Kluwer Publ Co. since 1991.

We want to express our grateful thanks to all the sponsors of the Colloquium, to all the lecturers for their excellent and polished presentations, to all the lecturers and participants for their active participation and their contribution to the outstanding discussions and lively atmosphere, to the assistants, secretaries and all collaborators of the Chalonge School, who made this event so harmonious, wonderful and successful .

With Compliments and kind regards,

**Hector J de Vega, Maria Cristina Falvella, Norma G Sanchez**



FIG. 1: Photo of the Group

## II. PROGRAMME AND LECTURERS

- **Peter BIERMANN** (MPI-Bonn, Germany & Univ of Alabama, Tuscaloosa, USA)  
Astrophysical Dark Matter
- **Daniel BOYANOVSKY** (Univ. of Pittsburgh, Dept of Physics and Astronomy, USA)  
keV Dark Matter Particle Candidates: sterile neutrinos
- **Asantha COORAY** (University of California, Irvine, USA)  
First Large-scale Structure and Cosmological Results from ATLAS and HerMES surveys with Herschel Observatory
- **Claudio DESTRI** (INFN Univ. Milano-Bicocca Dpt. di Fisica G. Occhialini, Italy)  
Fast-roll eras in the Effective Theory of Inflation, low CMB multipoles and MCMC analysis of the CMB+LSS data.
- **Hector J. DE VEGA** (CNRS LPTHE Univ de Paris VI, P & M Curie, Paris, France)  
The Effective Theory of Inflation, and keV dark Matter in the Standard Model of the Universe
- **Carlos S. FRENK** (Institute for Computational Cosmology, Durham, UK)  
Small and Large Scale Structure in the Standard Model of the Universe
- **Gerard F. GILMORE** (Institute of Astronomy, Cambridge University, UK)  
Dark Matter on Small Astrophysical Scales
- **Stefan GOTTLÖBER** (Astrophysikalisches Institut Potsdam, Potsdam, Germany)  
Constrained Local Universe Simulations (CLUES)
- **Eiichiro KOMATSU** (Univ of Texas, Dept of Astronomy, Austin, USA)  
The WMAP 7-years Results: Cosmological Interpretation
- **Anthony N. LASENBY** (Cavendish Laboratory, Cambridge University, UK)  
The CMB in the Standard Model of the Universe: A Status Report
- **Stacy S. McGAUGH** (Astronomy Dept, Univ of Maryland, College Park, MD, USA)  
The Baryon content of Cosmic Structures and its relation to Dark Matter
- **Reno MANDOLES** (INAF-IASF, Bologna, Italy) & **Paolo NATOLI** (Univ. Roma Due Tor Vergata and ASI Science Data Center, Frascati, Italy)  
Measurements of the CMB by the PLANCK satellite and their Implications
- **Félix MIRABEL** (CEA-Saclay, France & IAFE-Buenos Aires, Argentina)  
Cosmic evolution of stellar black holes and the end of the dark ages
- **Rafael REBOLO** (Instituto Astrofísico de Canarias, Tenerife, Spain)  
CMB Polarization: The QUIJOTE CMB Experiment
- **Bernard SADOULET** (Particle Cosmology Group, Univ of California, Berkeley, USA)  
Status Report on Dark Matter Searches
- **Paolo SALUCCI** (SISSA-Astrophysics, Trieste, Italy)  
Universality Properties in Galaxies and Cored Density Profiles
- **Norma G. SANCHEZ** (CNRS LERMA Observatoire de Paris, Paris, France)  
Predictions of the Effective Theory of Inflation and keV Dark Matter in the Standard Model of the Universe
- **Anton TIKHONOV** (Saint-Petersburg State Univ, RUSSIA)  
Sizes of minivoids and Tully-Fisher relation in the Local Volume: another  $\Lambda$ CDM-overabundance problem and its possible solutions



# École Internationale Daniel Chalonge

## 14<sup>th</sup> Paris Cosmology Colloquium 2010

### THE STANDARD MODEL OF THE UNIVERSE: THEORY AND OBSERVATIONS



*George Smoot, Nobel Prize of Physics and Daniel Chalonge Medal*

OBSERVATOIRE DE PARIS, PARIS CAMPUS  
**Thursday 22, Friday 23, Saturday 24 July 2010**

#### PROGRAMME and LECTURERS INCLUDE

**Peter BIERMANN** (MPI-Bonn, Germany & Univ of Alabama, Tuscaloosa, USA) Astrophysical Dark Matter

**Daniel BOYANOVSKY** (Univ. of Pittsburgh, Dept of Physics and Astronomy, USA) keV Dark Matter Particle candidates: sterile neutrinos

**Asantha COORAY** (Univ. of California, Irvine, USA) Large-scale Structure and Cosmological Results from LAS and HERMES surveys with Herschel Observatory

**Claudio DESTRI** (INFN Univ. Milano-Bicocca Dpt. di Fisica, Italy) Fast-roll eras in the Effective Theory of Inflation, low B multipoles and MCMC analysis of the CMB+LSS data.

**Hector J. DE VEGA** (CNRS LPTHE Univ de Paris VI, France) The Effective Theory of Inflation, and keV dark matter in the Standard Model of the Universe

**Carlos S. FRENK** (Institute for Computational Cosmology, Durham, UK) Small and Large Scale Structure in the Standard Model of the Universe

**Gerard F. GILMORE** (Institute of Astronomy, Cambridge University, UK) Dark Matter on Small Astrophysical Scales

**Paolo GIOMMI** (ASI Science Data Center, Italian Space Agency, Frascati, Italy) Correlations between current satellite data and Planck data

• **Yannick MELLIER** (Institut d'Astrophysique de Paris, Paris, France) Gravitational lensing and its Implications

• **Stefan GOTTLÖBER** (Astrophysikalisches Institut Potsdam, Potsdam, Germany) Constrained Local Universe Simulations (CLUES)

• **Etichiro KOMATSU** (Univ of Texas, Dept of Astronomy, Austin, USA) The WMAP 7-years Results: Cosmological Interpretation

• **Anthony N. LASENBY** (Cavendish Laboratory, Cambridge, UK) The CMB in the Standard Model of the Universe: A Status Report

• **Stacy S. Mc GAUGH** (Astronomy Dept, Univ of Maryland, College Park, MD, USA) The Baryon content of Cosmic Structures and its relation to Dark Matter

• **Reno MANDOLESII** (INAF-IASF, Bologna, Italy) & **Maria Cristina FALVELLA** (ASI-Rome, Italy) Measurements of the CMB by the PLANCK satellite and their Implications

• **Félix MIRABEL** (CEA-Saclay, France & IAFE-Buenos Aires, Argentina) Cosmic evolution of stellar black holes and the end of the dark ages

• **Rafael REBOLO** (Instituto Astrofísico de Canarias, Tenerife, Spain) CMB Polarization: The QUIJOTE CMB Experiment

• **Bernard SADOULET** (Particle Cosmology Group, Univ of California, Berkeley, USA) Status Report on Dark Matter Searches

• **Paolo SALUCCI** (SISSA-Astrophysics, Trieste, Italy) Universality Properties in Galaxies and Cored Density Profiles

• **Norma G. SANCHEZ** (CNRS LERMA Observatoire de Paris, France) Predictions of the Effective Theory of Inflation and keV Dark Matter in the Standard Model of the Universe

• **George SMOOT** (LBL, Univ. of California, Berkeley, USA) CMB Observations and the Standard Model of the Universe

• **Anton TIKHONOV** (Saint-Petersburg State Univ, RUSSIA) "Sizes of minivoids and Tully-Fisher relation in the Local Volume: another  $\omega$ CDM-overabundance problem and its possible solutions"

• **And Other LECTURERS**

#### PURPOSE and TOPICS

The Conference is within the astrophysical spirit of the Chalonge School, focalized on recent observational and theoretical progress on the CMB, dark matter, dark energy, dark ages, and the theory of the early universe with predictive power in the context of the Standard Model of the Universe.

In summary, the aim of the meeting is to put together real cosmological data and hard theory predictive approach connected to them in the framework of the Standard Model of the Universe.

An exhibition will retrace the activity of the Chalonge School and George Smoot participation to the School along these 19 years.

A tour of Perrault building guided by Suzanne DEBARBAT will take place around an exhibition of the historical patrimony of Observatoire de Paris.









Chalonge.Ecole@obspm.fr http://chalonge.obspm.fr

**H. J. DE VEGA**
**N. G. SANCHEZ**
**M. C. FALVELLA**

FIG. 2: Poster of the 14th Paris Cosmology Colloquium 2010

### III. HIGHLIGHTS BY THE LECTURERS

More informations on the Colloquium Lectures are at:

<http://www.chalonge.obspm.fr/colloque2010.html>

**A. Peter Biermann**<sup>1,2,3,4,5</sup>

#### The nature of dark matter

P.L. Biermann<sup>1,2,3,4,5</sup> with help from J.K. Becker<sup>6</sup>, L. Caramete<sup>1,7</sup>, L. Clavelli<sup>3</sup>, J. Dreyer<sup>6</sup>, B. Harms<sup>3</sup>, A. Meli<sup>8</sup>, E.-S. Seo<sup>9</sup>, & T. Stanev<sup>10</sup>

<sup>1</sup> MPI for Radioastronomy, Bonn, Germany; <sup>2</sup> Dept. of Phys., Karlsruher Institut für Technologie KIT, Germany, <sup>3</sup> Dept. of Phys. & Astr., Univ. of Alabama, Tuscaloosa, AL, USA; <sup>4</sup> Dept. of Phys., Univ. of Alabama at Huntsville, AL, USA; <sup>5</sup> Dept. of Phys. & Astron., Univ. of Bonn, Germany; <sup>6</sup> Dept. of Phys., Univ. Bochum, Bochum, Germany; <sup>7</sup> Institute for Space Sciences, Bucharest, Romania; <sup>8</sup> ECAP, Physik. Inst. Univ. Erlangen-Nürnberg, Germany; <sup>9</sup> Dept. of Physics, Univ. of Maryland, College Park, MD, USA; <sup>10</sup> Bartol Research Inst., Univ. of Delaware, Newark, DE, USA

Dark matter has been detected since 1933 (Zwicky) and basically behaves like a non-EM-interacting gravitational gas of particles. From particle physics Supersymmetry suggests with an elegant argument that there should be a lightest supersymmetric particle, which is a dark matter candidate, possibly visible via decay in odd properties of energetic particles and photons:

Observations have discovered: (i) an upturn in the CR-positron fraction (Pamela: Adriani et al. 2009 Nature), (ii) an upturn in the CR-electron spectrum (ATIC: Chang et al. 2008 Nature; Fermi: Aharonian et al. 2009 AA), (iii) a flat radio emission component near the Galactic Center (WMAP haze: Dobler & Finkbeiner 2008 ApJ), (iv) a corresponding IC component in gamma rays (Fermi haze: Dobler et al. 2010 ApJ, Su et al. 2010 arXiv), (v) the 511 keV annihilation line also near the Galactic Center (Integral: Weidenspointner et al. 2008 NewAR), and most recently, (vi) an upturn in the CR-spectra of all elements from Helium (CREAM: Ahn et al. 2009 ApJ, 2010 ApJL; for H and He the upturn has been confirmed by Pamela, shown at the COSPAR meeting July 2010).

All these features can be quantitatively explained with the action of cosmic rays accelerated in the magnetic winds of very massive stars, when they explode (Biermann et al. 2009 PRL, 2010 ApJL), based on well-defined predictions from 1993 (Biermann 1993 AA, Biermann & Cassinelli 1993 AA, Biermann & Strom 1993 AA, Stanev et al 1993 AA).

While the leptonic part of these observations may be explainable with pulsars and their winds, the hadronic part clearly needs very massive stars, such as Wolf-Rayet stars, their winds and their explosions. What the cosmic ray work (Biermann et al., from 1993 through 2010) shows, that allowing for the magnetic field topology of Wolf Rayet star winds (see, e.g. Parker 1958 ApJ), both the leptonic and the hadronic part get readily and quantitatively explained, close to what had been predicted, without any significant free parameter, so by Occam's razor the Wolf-Rayet star wind proposal is much simpler.

This allows to go back to galaxy data to derive the key properties of the dark matter particle: Work by Hogan & Dalcanton (2000 PRD, 2001 ApJ), Gilmore et al. (from 2006 MNRAS, 2007 ApJ, etc.), Strigari et al. (2008 Nature), Gentile et al. (2009 Nature); work by Boyanovsky et al. (2008 PRD), de Vega & Sanchez (2010 MNRAS) clearly points to a keV particle.

A right-handed neutrino is a candidate to be this particle (e.g. Kusenko & Segre 1997 PLB; Fuller et al. 2003 PRD; Kusenko 2004 IJMP; for a review see Kusenko 2009 PhysRep; Biermann & Kusenko 2006 PRL; Stasielak et al. 2007 ApJ; Loewenstein et al. 2009 ApJ; Loewenstein & Kusenko 2010 ApJL):

This particle has the advantage to allow star formation very early, near redshift 80, and so also allows the formation of supermassive black holes, possibly formed out of agglomerating massive stars in the gravitational potential of a dark matter clump; the stellar wind limit derived by Yungelson et al. 2008 AA does not apply for stars at near zero heavy elements, since such stars have weak winds. Black holes in turn also merge, but in this manner start their

mergers at masses of a few million solar masses; the mass is given by the instability of stars at such a mass due to General Relativity and radiation effects. This readily explains the supermassive black hole mass function as the result of mergers between black holes. The corresponding gravitational waves are not constrained by any existing limit, and could have given a substantial energy contribution at high redshift.

Our conclusion is that a right-handed neutrino of a mass of a few keV is the most interesting candidate to constitute dark matter.

A consequence should be Lyman alpha emission and absorption at around a few microns; corresponding emission and absorption lines might be visible from molecular Hydrogen  $H_2$  (Tegmark et al. 1997 ApJ) and  $H_3$  (Goto et al. 2008 ApJ) and their ions, in the far infrared and sub-mm wavelength range.

The detection at very high redshift of massive star formation, stellar evolution and the formation of the first supermassive black holes would constitute the most striking and testable prediction of this specific dark matter particle proposal.



## B. Daniel Boyanovsky

Physics & Astronomy, University of Pittsburgh, Pittsburgh, PA 15260.

### The case for sterile neutrinos as warm dark matter candidates.

Sterile neutrinos with mass in the  $\sim$  keV range are suitable warm dark matter candidates that may help solve some possible small scale problems of the  $\Lambda$  CDM concordance model. I review some of the non-resonant production mechanisms and analyze their transfer function and power spectra at small scales.

.....

In the *concordance*  $\Lambda$ CDM standard cosmological model dark matter (DM) is composed of primordial particles which are cold and collisionless. In this cold dark matter (CDM) scenario particles feature negligible small velocity dispersion leading to a power spectrum that favors small scales. Structure formation proceeds in a hierarchical “bottom up” approach: small scales become non-linear and collapse first and their merger and accretion leads to structure on larger scales, dense clumps that survive the merger process form satellite galaxies.

Large scale simulations seemingly yield an over-prediction of satellite galaxies [1]. Simulations within the  $\Lambda$ CDM paradigm also yield a density profile in virialized (DM) halos that increases monotonically towards the center and features a cusp, such as the Navarro-Frenk-White (NFW) profile [2]. These density profiles accurately describe clusters of galaxies but there is an accumulating body of observational evidence [3,4] that suggest that the central regions of (DM)-dominated dwarf spheroidal satellite (dSphs) galaxies feature smooth cores instead of cusps as predicted by (CDM).

Salucci et. al. [5] reported that the mass distribution of spiral disk galaxies can be best fit by a cored Burkert-type profile. Warm dark matter (WDM) particles were invoked [6] as possible solutions to these discrepancies. A model independent analysis suggests that dark matter particles with a mass in the keV range is a suitable (WDM) candidate [7,8], and sterile neutrinos with masses in the  $\sim$  keV range are compelling (WDM) candidates [9,10]. These neutrinos can decay into an active-like neutrino and an X-ray photon, and recent astrophysical evidence in favor of a 5 keV line has been presented in ref. [11]. Abundance and phase space density of dwarf spheroidal galaxies constrain the mass to be in the  $\sim$  keV range [8].

In ref. [13] we analyze the small scale aspects of sterile neutrinos with mass in the keV range produced by two different non-resonant mechanisms: sterile-active mixing or Dodelson-Widrow [9] (DW) and by the decay of vector or scalar bosons at the EW scale (BD) [12]. The transfer function and power spectra are obtained by solving the collisionless Boltzmann equation during radiation and matter domination. There are three stages in the evolution: (i) (RD) when the WDM particle is relativistic, (ii) (RD) when the particle is non-relativistic and (iii) (MD). During stages (i) and (ii) the gravitational potential is dominated by the acoustic oscillations in the radiation fluid. The evolution throughout these two stages determine the initial condition to stage (iii) during which WDM density perturbations dominate the gravitational potential and the Boltzmann-Poisson equation can be related to a fluid like equation. The power spectra features WDM acoustic oscillations on mass scales  $\sim 10^8 - 10^9 M_\odot$ . Details are available in ref. [13].

There are two relevant scales:  $k_{eq} \sim 0.01 (\text{Mpc})^{-1}$  which is the wavevector of modes that enter the Hubble radius at matter-radiation equality, and the free streaming scale  $k_{fs} = \sqrt{3} k_{eq} / [2 \langle V_{eq}^2 \rangle^{\frac{1}{2}}]$  where  $\langle V_{eq}^2 \rangle^{\frac{1}{2}}$  is the mean square root velocity dispersion of the WDM particle at *matter-radiation equality*. For a WDM candidate with  $m \sim$  keV produced non-resonantly and decoupling either at the electroweak or QCD scale  $k_{fs} \gtrsim 10^3 k_{eq}$ . The free streaming length scale  $1/k_{fs}$  is proportional to the distance traveled by a non-relativistic particle with average velocity  $\langle V_{eq}^2 \rangle^{\frac{1}{2}}$  from matter-radiation equality until today, *and* it also determines the size of the (comoving) horizon (conformal time) when the WDM particle transitions from relativistic to non-relativistic:  $\eta_{NR} = \sqrt{3} / [\sqrt{2} k_{fs}]$ . This means that perturbations with  $k > k_{fs}$  enter the horizon when the WDM particle is still relativistic and undergo suppression by relativistic free streaming between the time of horizon entry until  $\eta_{NR}$ .

During the RD era acoustic oscillations in the radiation fluid determine the gravitational potential  $\phi$ . The time dependence of  $\phi$  induces an early ISW that results in an *enhancement* of the amplitude of WDM density perturbations for wavelengths larger than the sound horizon of the radiation fluid at  $\eta_{NR}$ , namely  $\eta_{NR}/\sqrt{3}$ , but those with  $k\eta_{NR}/\sqrt{3} \gg 1$  are suppressed by relativistic free streaming.

In stage (iii) the Boltzmann-Poisson equation is related to a fluid-like equation, whose solutions yield WDM acoustic oscillations.

We obtain a semi-analytic expression for the transfer function and power spectrum valid for arbitrary distribution functions, mass and decoupling temperature. These are computed for two different scenarios of sterile neutrinos produced non-resonantly (DW) and (BD). The transfer functions are very different *even for the same mass*.

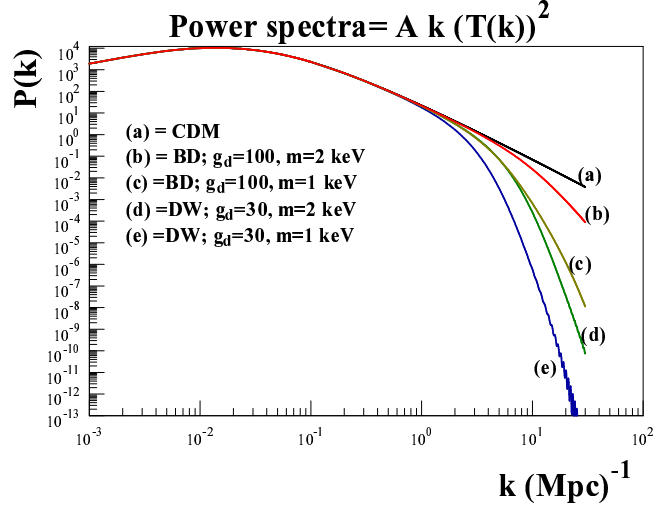


FIG. 3: The matter power spectra:  $P(k) = A k (T(k))^2$  for  $n_s = 1$  ( $A$  is the normalization amplitude) for CDM, DW and BD for  $m = 1, 2\text{keV}$ . Note the quasi degeneracy for DW with  $m = 2\text{keV}$  (d) and BD with  $m = 1\text{keV}$  (c) in a large range of  $k \lesssim 12 (\text{Mpc})^{-1}$ .

- [1] B. Moore *et. al.*, *Astrophys. J. Lett.* **524**, L19 (1999); S. Ghigna *et.al.* *Astrophys.J.* **544**,616 (2000); A. Klypin *et. al.* *Astrophys. J.* **523**, 32 (1999); *Astrophys. J.* **522**, 82 (1999).
- [2] J. F. Navarro, C. S. Frenk, S. White, *Mon. Not. R. Astron. Soc.* **462**, 563 (1996); J. Diemand *et.al.* *Mon. Not. Roy. Astron. Soc.* **364**, 665 (2005).
- [3] R. F.G. Wyse and G. Gilmore, arXiv:0708.1492; G. Gilmore *et. al.* arXiv:astro-ph/0703308; G. Gilmore *et.al.* arXiv:0804.1919 (astro-ph); G. Gilmore, arXiv:astro-ph/0703370.
- [4] G.Gentile *et.al* *Astrophys. J. Lett.* **634**, L145 (2005); G. Gentile *et.al.*, *Mon. Not. Roy. Astron. Soc.* **351**, 903 (2004); V.G. J. De Blok *et.al.* *Mon. Not. Roy. Astron. Soc.* **340**, 657 (2003), G. Gentile *et.al.*,arXiv:astro-ph/0701550; P. Salucci, A. Sinibaldi, *Astron. Astrophys.* **323**, 1 (1997).
- [5] P. Salucci et al. *MNRAS* **378**, 41 (2007); P. Salucci, arXiv:0707.4370.
- [6] B. Moore, *et.al.* *Mon. Not. Roy. Astron. Soc.* **310**, 1147 (1999); P. Bode, J. P. Ostriker, N. Turok, *Astrophys. J* **556**, 93 (2001); V. Avila-Reese *et.al.* *Astrophys. J.* **559**, 516 (2001).
- [7] H. J. de Vega, N. Sanchez, *Mon. Not. R. Astron. Soc.* **404**, 885 (2010); arXiv:0907.0006; H. J. de Vega, P. Salucci, N. G. Sanchez, arXiv:1004.1908 .
- [8] D. Boyanovsky, H. J. de Vega, N. G. Sanchez, *Phys. Rev. D* **78**, 063546 (2008); D. Boyanovsky, H. J. de Vega, N. G. Sanchez, arXiv:0710.5180, *Phys. Rev. D* **77**, 043518 (2008).
- [9] S. Dodelson, L. M. Widrow, *Phys. Rev. Lett.* **72**, 17 (1994).
- [10] A. Kusenko, arXiv:hep-ph/0703116; *Int.J.Mod.Phys.D***16**,2325 (2008); T. Asaka, M. Shaposhnikov, A. Kusenko; *Phys.Lett.* **B638**, 401 (2006); P. L. Biermann, A. Kusenko, *Phys. Rev. Lett.* **96**, 091301 (2006); A. Kusenko, *Phys. Rev. Lett.* **97**, 241301 (2006); K. Petraki, A. Kusenko, *Phys. Rev. D* **77**, 065014 (2008); K. Petraki, *Phys. Rev. D* **77**, 105004 (2008); A. Kusenko, *Phys.Rept.***481**, 1 (2009); A. Boyarsky, O. Ruchayskiy, M. Shaposhnikov, *Ann.Rev.Nucl.Part.Sci.***59**, 191 (2009).
- [11] M. Lowenstein, A. Kusenko, *Astrophys.J.***714**,652 (2010); *Astrophys.J* **714** , 652 (2010); M. Loewenstein, A. Kusenko, P. L. Biermann; *Astrophys.J.***700**, 426 (2009).
- [12] D. Boyanovsky, *Phys.Rev.***D78**, 103505 (2008); J. Wu, C.-M.Ho, D. Boyanovsky, *Phys. Rev.* **D80**, 103511 (2009).
- [13] D. Boyanovsky, J. Wu, arXiv: 1008.0992

### C. Asantha Cooray

University of California, Department of Physics and Astronomy, Irvine, CA USA

#### First Results from Herschel Extragalactic Surveys: HerMES and H-ATLAS

I presented a summary talk focusing on several key results obtained by two consortia that are primarily using SPIRE instrument for extragalactic observations with the Herschel Space Observatory.

I focused on the results that appear in the Special Issue of Astronomy and Astrophysics journal (volume 518) that contains first results from the Science Demonstration Phase (SDP) data from Herschel.

The results I presented include:

- (1) number counts of sub-mm galaxies at 250, 350 and 500 microns from HerMES (Oliver et al. 2010) and ATLAS (Clements et al. 2010).
- (2) the clustering of the resolved sources (Cooray et al. 2010 for HerMES and Maddox et al. 2010 for ATLAS),
- (3) the surface density of lensed sub-mm galaxies (from Negrello et al. submitted for ATLAS).

In terms of clustering I showed that we have a marginal detection of the 2-halo to 1-halo transition in the correlation function of bright SMGs; this sets a mass scale of few times  $10^{12} M_{\odot}$  for sub-mm sources assuming that the 350 micron bright sources are mostly at  $z$  of 2. These bright sources, however, only account for 15% of the extragalactic background light.

To understand the nature of faint sources (those responsible for the confusion noise and fainter than the confusion noise), I showed that one can treat the map as a map of fluctuating field similar to maps of the CMB anisotropies and one can directly study the angular power spectrum of the map. A measurement of the unresolved fluctuation power spectrum is described in Amblard et al. (2010; submitted) and I summarized some of the results related to this work.

Finally, I outline the science goals of the Herschel-SPIRE Legacy Survey (HSLs), a recently proposed open-time program to ESA with SPIRE on Herschel to cover 4000 square degrees on the sky with SPIRE scanning the sky in fast mode with maps made of single scans. The survey is aimed at finding 2.5 to 3 million individual sources down to the 50% completeness level of the catalogs at 25, 26, and 30 mJy at 250, 350 and 500 microns respectively.

The HSLs maps will be used for a wide variety of cosmological studies including cross-correlation with the CMB maps to look for ISW and CMB lensing signal traced by dusty, starbursts at redshifts of 1 to 3. Among the 2.5 to 3 million detected sources will be at least 2000 bright lensed galaxies and more than 10,000 dusty galaxies at redshifts greater than 5.

#### References

- A&A Special Issue on Herschel First Science Results vol 518 (July 2010).
- S.J. Oliver et al, arXiv:1005.2184, HerMES: SPIRE galaxy number counts at 250, 350 and 500 microns, A&A Special Issue on Herschel First Science Results, vol 518 (July 2010).
- L. Clements et al, arXiv:1005.2184, The Herschel-ATLAS: Extragalactic Number Counts from 250 to 500 Microns, A&A Special Issue on Herschel First Science Results, vol 518 (July 2010).
- A. Cooray et al, arXiv:1005.3303, HerMES: Halo Occupation Number and Bias Properties of Dusty Galaxies from Angular Clustering Measurements, A&A Special Issue on Herschel First Science Results, vol 518 (July 2010).
- S. J. Maddox, arXiv:1005.2406, Herschel ATLAS: The angular correlation function of submillimetre galaxies at high and low redshift A&A Special Issue on Herschel First Science Results, vol 518 (July 2010).
- A. Cooray et al, arXiv:1007.3519, The Herschel-SPIRE Legacy Survey (HSLs): the scientific goals of a shallow and wide submillimeter imaging survey with SPIRE.

**D. Claudio Destri**

Dipartimento di Fisica G. Occhialini, Università Milano-Bicocca and INFN, sezione di Milano-Bicocca,  
Piazza della Scienza 3, 20126 Milano, Italia. Claudio.Destri@mib.infn.it

**Fast-roll eras, primordial fluctuations  
and the lowest CMB multipoles: theory and observations**

Cosmic inflation is by now the standard paradigm for the description of the evolution of the Universe before the Hot Big Bang. Inflation solves the horizon and flatness problems, provides an explanation for the large entropy of the observed universe and naturally generates the scalar fluctuations that seed CMB anisotropies.

Single-field inflation is based on a scalar field (the inflaton) whose fairly flat potential determines a slow-roll evolution with a sufficiently large number  $N \gtrsim 60$  of e-folds (to solve the horizon and flatness problems) as well as a nearly scale-invariant power spectrum of scalar fluctuations. In particular, the simplest double-well inflaton potential, the so-called Binomial New Inflation (BNI), provides a stable (in the Ginsburg-Landau sense) realization of the inflaton paradigm in very good agreement with present CMB observations of the spectral index  $n_s$  and upper limits on the tensor to scalar ratio  $r$ . [D. Boyanovsky, C. Destri, H.J. de Vega, N. Sanchez, IJMP 24, no. 20-21, 3669 (2009)]. It must be stressed that the model also provides a lower bound on  $r$ , namely  $r > 0.023$  to 95% C.L. quite close to the detectability limits of Planck.

In this talk the main focus is on the inflaton evolution before the slow-roll stage. Indeed this attractor stage is generically preceded by a fast-roll stage which in turn follows a period of decelerating expansion. The corresponding evolution of the scale factor, the inflaton and the scalar quantum fluctuations are studied in detail both semi-analytically and numerically with the BNI potential. Particular attention is placed on the effect that Bunch-Davies initial conditions at finite time have on the observable CMB spectrum. This effect is embodied in the transfer function  $D(k)$  which relates the power spectrum  $P(k)$  as

$$P(k) = P_\infty(k) \left[ 1 + D(k) \right]$$

to the standard pure slow-roll spectrum  $P_\infty(k)$  obtained when the Bunch-Davies conditions are imposed in the infinite past.

Several results for  $D(k)$  are presented from accurate numerical calculations as well as from semi-analytic approximations. In particular, it is shown quite generally how  $1 + D(k)$  vanishes as  $k^2$  when  $k \rightarrow 0$  while  $D(k)$  vanishes as  $1/k^2$  times oscillating terms with zero average when  $k \rightarrow \infty$ . The latter property is crucial for a negligible back-reaction on the metric, ensuring the applicability of semi-classical gravity.

Also the important, in principle observable effect of a nonzero  $D(k)$  on the angular multipoles  $C_\ell$  is exhibited. When finite-time Bunch-Davies conditions are imposed at the transition from fast-roll to slow-roll the lowest CMB multipoles are depressed. Comparison with current data through standard Monte Carlo Markov chains analysis shows a small likelihood improvement over the assumption that the low quadrupole is simply a manifestation of cosmic variance.

The core idea put forward is that the large scale CMB anisotropies may provide information on the beginning of inflation. Indeed the early fast-roll inflation is generic and provides a simple mechanism for quadrupole depression, setting around 64 the total number of inflation e-folds. The near saturation of the entropy bound may suggest a deep connection between the duration of inflation and the entropy production at reheating.

References:

D. Boyanovsky, C. Destri, H. J. de Vega, N. Sanchez, “The Effective Theory of Inflation in the Standard Model of the Universe and the CMB + LSS Data Analysis”, Int. J. Mod. Phys. **A 24**, 3669-3864 (2009) and author’s references therein.

C. Destri, H. J. de Vega and N. G. Sanchez, “Preinflationary and inflationary fast-roll eras and their signatures in the low CMB multipoles”, Phys. Rev. D **81**, 063520 (2010).



E. Hector J. de Vega and Norma G. Sanchez

H.J.dV: LPTHE, CNRS/Université Paris VI-P. & M. Curie & Observatoire de Paris, Paris, France  
N.G.S: LERMA, CNRS/Observatoire de Paris, Paris, France

### Predictions of the Effective Theory of Inflation in the Standard Model of the Universe and the CMB+LSS data analysis

Inflation is today a part of the Standard Model of the Universe supported by the cosmic microwave background (CMB) and large scale structure (LSS) datasets. Inflation solves the horizon and flatness problems and naturally generates density fluctuations that seed LSS and CMB anisotropies, and tensor perturbations (primordial gravitational waves). Inflation theory is based on a scalar field  $\varphi$  (the inflaton) whose potential is fairly flat leading to a slow-roll evolution.

We focus here on the following new aspects of inflation. We present the effective theory of inflation à la **Ginsburg-Landau** in which the inflaton potential is a polynomial in the field  $\varphi$  and has the universal form  $V(\varphi) = N M^4 w(\varphi/[\sqrt{N} M_{Pl}])$ , where  $w = \mathcal{O}(1)$ ,  $M \ll M_{Pl}$  is the scale of inflation and  $N \sim 60$  is the number of e-folds since the cosmologically relevant modes exit the horizon till inflation ends. The slow-roll expansion becomes a systematic  $1/N$  expansion and the inflaton couplings become **naturally small** as powers of the ratio  $(M/M_{Pl})^2$ . The spectral index and the ratio of tensor/scalar fluctuations are  $n_s - 1 = \mathcal{O}(1/N)$ ,  $r = \mathcal{O}(1/N)$  while the running index turns to be  $dn_s/d\ln k = \mathcal{O}(1/N^2)$  and therefore can be neglected. The **energy scale of inflation**  $M \sim 0.7 \times 10^{16}$  GeV turns to be completely determined by the amplitude of the scalar adiabatic fluctuations [1-2].

A complete analytic study plus the Monte Carlo Markov Chains (MCMC) analysis of the available CMB+LSS data (including WMAP5) with fourth degree trinomial potentials showed [1-3]:

- (a) the **spontaneous breaking** of the  $\varphi \rightarrow -\varphi$  symmetry of the inflaton potential.
- (b) a **lower bound** for  $r$  in new inflation:  $r > 0.023$  (95% CL) and  $r > 0.046$  (68% CL).
- (c) The preferred inflation potential is a **double well**, even function of the field with a moderate quartic coupling yielding as most probable values:  $n_s \simeq 0.964$ ,  $r \simeq 0.051$ . This value for  $r$  is within reach of forthcoming CMB observations.
- (d) The present data in the effective theory of inflation clearly **prefer new inflation**.
- (e) Study of higher degree inflaton potentials show that terms of degree higher than four do not affect the fit in a significant way. In addition, horizon exit happens for  $\varphi/[\sqrt{N} M_{Pl}] \sim 0.9$  making higher order terms in the potential  $w$  negligible [4].
- (f) Within the Ginsburg-Landau potentials in new inflation,  $n_s$  and  $r$  in the  $(n_s, r)$  plane are within the universal banana region fig. 4 and  $r$  is in the range  $0.021 < r < 0.053$  [4].

We summarize the physical effects of **generic** initial conditions (different from Bunch-Davies) on the scalar and tensor perturbations during slow-roll and introduce the transfer function  $D(k)$  which encodes the observable initial conditions effects on the power spectra. These effects are more prominent in the *low* CMB multipoles: a change in the initial conditions during slow roll can account for the observed CMB **quadrupole suppression** [1].

Slow-roll inflation is generically preceded by a short **fast-roll** stage. Bunch-Davies initial conditions are the natural initial conditions for the fast-roll perturbations. During fast-roll, the potential in the wave equations of curvature and tensor perturbations is purely attractive and leads to a suppression of the curvature and tensor CMB quadrupoles [1].

A MCMC analysis of the WMAP+SDSS data **including fast-roll** shows that the quadrupole mode exits the horizon about 0.2 efold before fast-roll ends and its amplitude gets suppressed. In addition, fast-roll fixes the **initial inflation redshift** to be  $z_{init} = 0.9 \times 10^{56}$  and the **total number** of e-folds of inflation to be  $N_{tot} \simeq 64$  [1,3]. Fast-roll fits the TT, the TE and the EE modes well reproducing the quadrupole suppression.

A thorough study of the **quantum loop corrections** reveals that they are very small and controlled by powers of  $(H/M_{Pl})^2 \sim 10^{-9}$ , **a conclusion that validates the reliability of the effective theory of inflation** [1].

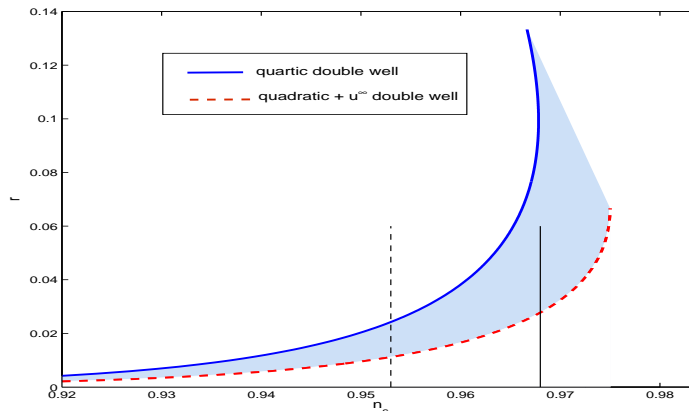


FIG. 4: The universal banana region  $\mathcal{B}$  in the  $(n_s, r)$ -plane setting  $N = 60$ . The upper border of the region  $\mathcal{B}$  corresponds to the fourth order double-well potential (new inflation). The lower border is described by the potential  $V(\varphi) = \frac{1}{2}m^2 \left( \frac{m^2}{\lambda} - \varphi^2 \right)$  for  $\varphi^2 < m^2/\lambda$  and  $V(\varphi) = \infty$  for  $\varphi^2 > m^2/\lambda$  [4]. We display in the vertical full line the observed value  $n_s = 0.968 \pm 0.015$  using the WMAP+BAO+SN data set. The broken vertical lines delimit the  $\pm 1\sigma$  region.

This work [1-4] shows how powerful is the Ginsburg-Landau effective theory of inflation in predicting observables that are being or will soon be contrasted to observations.

The Planck satellite is right now measuring with unprecedented accuracy the primary CMB anisotropies. The Standard Model of the Universe (including inflation) provides the context to analyze the CMB and other data. The Planck performance for  $r$  related to the primordial  $B$  mode polarization, will depend on the quality of the data analysis.

The Ginsburg Landau approach to inflation allows to take high benefit of the CMB data. We evaluate the Planck precision to the recovery of cosmological parameters within a reasonable toy model for residuals of systematic effects of instrumental and astrophysical origin based on publicly available information. We use and test two relevant models: the  $\Lambda$ CDM $r$  model, i. e. the standard  $\Lambda$ CDM model augmented by  $r$ , and the  $\Lambda$ CDM $r$ T model, where the scalar spectral index,  $n_s$ , and  $r$  are related through the theoretical ‘banana-shaped’ curve  $r = r(n_s)$  coming from the double-well inflaton potential (upper boundary of the banana region fig. 4. In the latter case,  $r = r(n_s)$  is imposed as a hard constraint in the MCMC data analysis. We take into account the white noise sensitivity of Planck in the 70, 100 and 143 GHz channels as well as the residuals from systematics errors and foregrounds. Foreground residuals turn to affect only the cosmological parameters sensitive to the B modes [5].

In the Ginsburg-Landau inflation approach, better measurements on  $n_s$ , as well as on TE and EE modes will improve the prediction on  $r$  even if a detection of B modes is still lacking [5].

Forecasted B mode detection probability by the most sensitive HFI-143 channel: At the level of foreground residual equal to 30% of our toy model, only a 68% CL detectiof  $r$  is very likely. For a 95% CL detection the level of foreground residual should be reduced to 10% or lower of the adopted toy model. The possibility to detect  $r$  is borderline [5].

## References

- [1] Review article: D. Boyanovsky, C. Destri, H. J. de Vega, N. G. Sanchez Int. J. Mod. Phys. A24, 3669-3864 (2009) and author’s references therein.
- [2] C. Destri, H. J. de Vega, N. Sanchez, Phys. Rev. D77, 043509 (2008), astro-ph/0703417.
- [3] C. Destri, H. J. de Vega, N. G. Sanchez, arXiv:0804.2387. Phys. Rev. D 78, 023013 (2008).
- [4] C. Destri, H. J. de Vega, N. G. Sanchez, arXiv:0906.4102.
- [5] D. Boyanovsky, H. J. de Vega, C. M. Ho et N. G. Sanchez, Phys. Rev. D75, 123504 (2007).
- [5] C. Burigana, C. Destri, H. J. de Vega, A. Gruppuso, N. Mandolesi, P. Natoli, N. G. Sanchez, arXiv:1003.6108, to appear in ApJ.

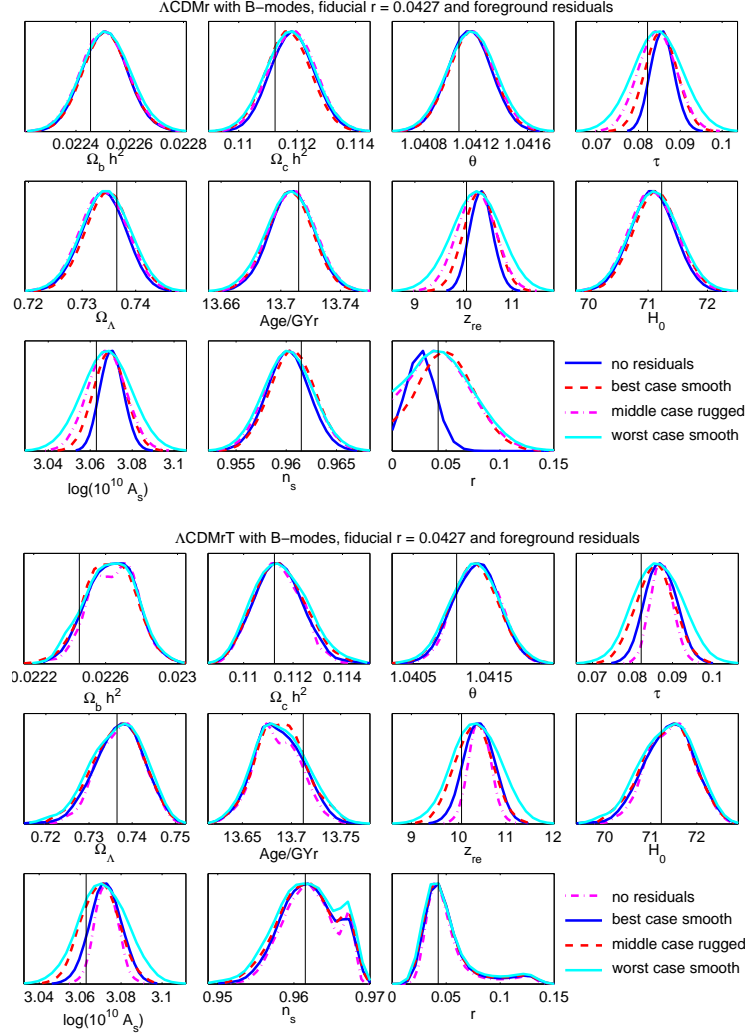


FIG. 5: Forecasts for Planck [5]. Upper panel: Cumulative 3-channel marginalized likelihood distributions, including  $B$  modes and foreground residuals, of the cosmological parameters for the  $\Lambda$ CDMr model. The fiducial ratio is  $r = 0.0427$ . Lower panel: Cumulative marginalized likelihoods from the three channels for the cosmological parameters for the  $\Lambda$ CDMrT model including  $B$  modes and fiducial ratio  $r = 0.0427$  and the foreground residuals. We plot the distributions in four cases: (a) without residuals, (b) best case smooth: with 30% of the toy model residuals in the  $TE$  and  $E$  modes. (c) worst case smooth: with the toy model residuals in the  $TE$  and  $E$  modes. (d) with 65% of the toy model residuals in the  $TE$  and  $E$  modes and  $88\mu K^2$  in the  $T$  modes rugged by Gaussian fluctuations of 30% relative strength.

## F. Anthony Lasenby

Addresses: *Astrophysics Group, Cavendish Laboratory, J.J. Thomson Avenue, Cambridge CB3 0HE, U.K. and Kavli Institute for Cosmology, c/o Institute of Astronomy, Madingley Road, Cambridge, CB3 0HA, U.K.*

Email: [a.n.lasenby@mrao.cam.ac.uk](mailto:a.n.lasenby@mrao.cam.ac.uk)

## CMB Observations: Current Status and Implications for Theory

The aim of this talk was to give an overview of the current state of Cosmic Microwave Background observations and scientific implications.

It is still very much the case that the CMB is one of the most powerful tools of modern cosmology, and that a significant fraction of all information in cosmology over the past 10 to 15 years has come from it.

As regards primordial CMB observations and results, we are effectively in an ‘interregnum’ period at the moment, although of course some wonderful data is currently being taken by the Planck satellite, with the first results for

primordial CMB expected during 2012. Compared to a year ago, there is no great change as regards results from ground-based experiments measuring primordial anisotropies — BICEP [3] and QUAD [2] are still the leading experiments as regards polarization. In space we have do have an increment of knowledge, from WMAP7 [9] details of which are discussed by Prof. Komatsu. For the first time this has given us the opportunity to look at the temperature and polarization patterns around hot and cold spots in the CMB. These follow what would be expected for simple adiabatic density perturbations at recombination, and are an important test of the standard model. This has been carried out in a statistical way by stacking the images of many thousands of hot/cold spots. It will interesting with future data to look at individual features, e.g. the ‘cold spot’ first drawn attention to by Cruz *et al.*, and which has been advocated as due to late time effects from a topological defect remnant known as a ‘texture’ [4]. In the latter case a quite different pattern of CMB polarization around it would be expected, as opposed to that expected for a standard primordial CMB perturbation. Although the explanation in terms of a texture is speculative, detection of such an object would certainly be very important for cosmology and high energy physics theory.

A further area in which the CMB can contribute to fundamental physics lies in the areas of testing inflation theory, and also assumptions underlying the nature of the universe on large scales during inflation itself. Ref.[5] puts forward a model in which the early universe is slightly oblate (specifically a Bianchi IX model) during the period at which inflationary perturbations are being laid down on the largest scales. This has obvious links with questions about whether there is a north/south asymmetry in the statistics of the CMB sky distribution, and possible links to issues such as a ‘dark flow’ [8]. In a further paper, [8] have demonstrated the links between their early universe model, which replaces the ‘Big Bang’ with a non-singular pancaking event, and the Taub-NUT anisotropic universe model. It is shown how the latter, when viewed in a more physically appropriate coordinate system, is actually the vacuum limit of the scalar field Bianchi model introduced by [5], and instead of having two alternations between open, closed and open, it in fact remains always closed, but oscillating indefinitely through episodes of (non-singular) pancaking. It is perhaps remarkable that the vacuum can go through an infinite succession of exactly repeating oscillations in this way.

As regards secondary anisotropies (those imposed e.g. by clusters of galaxies or other features of large scale structure at late times) there has been big progress over the past year, with the first results from ‘blank field’ Sunyaev-Zeldovich samples appearing, and new constraints on the high- $\ell$  CMB power spectrum. The telescopes contributing to these developments include the South Pole Telescope (SPT), the Arcminute Microkelvin Imager (AMI) in Cambridge, and the Atacama Cosmology Telescope (ACT) in Chile.

For AMI, the first results on a blank field candidate cluster detected via its SZ effect are about to be published, and results on pointed observations of 7 known clusters have appeared in [14]. A particularly intriguing recent AMI observation is of the ‘northern hemisphere bullet cluster’, A2146, drawn attention to by [12]. This demonstrates an offset between the peaks of X-ray and SZ emission, consistent with the idea of complex bulk motions.

For the SPT, a description of a sample of clusters selected via their SZ effect in blank field observations has been given in [13], and an analysis of their X-ray properties in [1]. The equivalent in terms of X-ray properties for blank field clusters detected using the ACT is contained in [11] and both telescopes have produced their first estimates of the high- $\ell$  CMB power spectrum, in [10] for the SPT and [7] for ACT. Taken together, these results are extremely interesting, in that they all show how the amplitude of the SZ effect, whether as determined in individual clusters, or in terms of the statistical contribution to the high- $\ell$  power spectrum, is *significantly smaller* than expected from current X-ray observations, and models for cluster evolution and scaling. This in fact ties in with results from WMAP 7 year data [9], where the statistical level of SZ cluster effects (got by stacking at the positions of known clusters) are systematically smaller than expected from the X-ray observations, by factors up to 2 in amplitude (similar to the factors involved in the ground-based observations).

This hints strongly at a gap of our understanding of processes in clusters, and will probably require us to treat clusters on a more individual basis (taking account of properties such as whether they are relaxed, and/or contain cooling flows) in comparing X-ray and SZ data, as well as improving the models of scaling and evolution with cosmic epoch. For both of these areas, observations from Planck can be expected to play a pivotal role.

## References:

- [1] Andersson et al.(2010) K. Andersson *et al.* X-ray Properties of the First SZE-selected Galaxy Cluster Sample from the South Pole Telescope, arXiv 1006.3068.
- [2] Brown et al.(2009) M. L. Brown *et al.* Improved Measurements of the Temperature and Polarization of the Cosmic Microwave Background from QUaD. ApJ, 705:978–999.



- [3] Chiang et al.(2010) H. C. Chiang *et al.* Measurement of Cosmic Microwave Background Polarization Power Spectra from Two Years of BICEP Data, *ApJ*, 711:1123–1140.
- [4] Cruz et al.(2007) A Cosmic Microwave Background Feature Consistent with a Cosmic Texture. *Science*, 318:1612–, December 2007.
- [5] Dechant et al.(2009) P.-P. Dechant, A. N. Lasenby, and M. P. Hobson. Anisotropic, nonsingular early universe model leading to a realistic cosmology. *Phys. Rev. D*, 79(4):043524, February 2009.
- [6] Dechant et al.(2010) Dechant, Lasenby, and Hobson, Cracking the Taub-NUT, *Classical and Quantum Gravity*, 27(18):185010, September 2010.
- [7] Fowler et al.(2010) J. W. Fowler *et al.* The Atacama Cosmology Telescope: A Measurement of the  $600 < \ell < 8000$  Cosmic Microwave Background Power Spectrum at 148 GHz, arXiv:1001.2934.
- [8] Kashlinsky et al.(2010) A. Kashlinsky, F. Atrio-Barandela, H. Ebeling, A. Edge, and D. Kocevski. A New Measurement of the Bulk Flow of X-Ray Luminous Clusters of Galaxies. *ApJ*, 712:L81–L85, March 2010.
- [9] Komatsu et al.(2010) E. Komatsu *et al.* Seven-Year Wilkinson Microwave Anisotropy Probe (WMAP) Observations: Cosmological Interpretation, arXiv:1001.4538.
- [10] Lueker et al.(2010) M. Lueker *et al.* Measurements of Secondary Cosmic Microwave Background Anisotropies with the South Pole Telescope, *ApJ*, 719:1045–1066.
- [11] Menanteau et al.(2010) F. Menanteau *et al.* The Atacama Cosmology Telescope: Physical Properties and Purity of a Galaxy Cluster Sample Selected via the Sunyaev-Zel’dovich Effect. arXiv:1006.5126.
- [12] Russell et al.(2010) H. R. Russell *et al.* Chandra observation of two shock fronts in the merging galaxy cluster Abell 2146. *MNRAS*, 406:1721–1733.
- [13] Vanderlinde et al.(2010) K. Vanderlinde *et al.* Galaxy Clusters Selected with the Sunyaev-Zel’dovich Effect from 2008 South Pole Telescope Observations, arXiv:1003.0003.
- [14] Zwart et al.(2010) J. T. L. Zwart *et al.* Sunyaev-Zel’dovich observations of galaxy clusters out to the virial radius with the Arcminute Microkelvin Imager, arXiv:1008.0443.

G. Stacy S. McGaugh

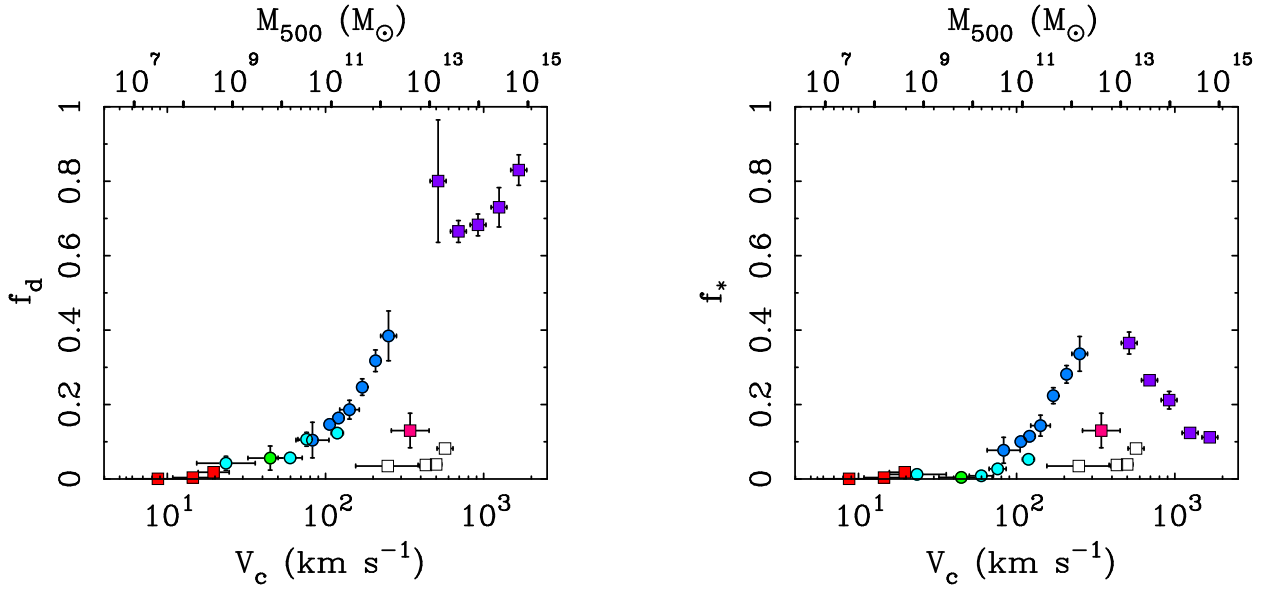
Department of Astronomy, University of Maryland, College Park, MD 20742-2421, USA

### The Baryon Content of Cosmic Structures

Cosmic parameters like as the mass density  $\Omega_m$  and expansion rate  $H_0$  are now known with great precision.

The majority of mass in the universe appears to be composed of non-baryonic dark matter, whilst the normal baryonic material composing the stars and gas that we can actually observe constitutes a distinct minority. This cosmic baryon fraction is well quantified:  $f_b = 17 \pm 1\%$ . An inventory of the detected baryons in individual cosmic structures like galaxies and clusters of galaxies falls short of this universal value.

On the largest scales of clusters, most but not all of the expected baryons are detected. The fraction of detected baryons decreases monotonically from the cosmic baryon fraction as a function of mass. In the smallest dwarf galaxies, fewer than 1% of the expected baryons are detected. It is an observational challenge to identify the missing baryons, and a theoretical one to understand the observed variation with mass.



The fraction of the expected baryons that are detected as a function of mass or circular velocity (left) and the corresponding fraction that have been converted to stars (right). Purple squares are galaxy clusters. Dark blue circles are star dominated spirals galaxies. Light blue circles are gas dominated disks. Red squares are Local Group dwarf satellites. Giant elliptical galaxies appear to deviate from the trend whether measured by velocity dispersion (open squares) or gravitational lensing (pink square). However, large systematic uncertainties for these objects are possible.

This work is published in

McGaugh, S. S., Schombert, J. M., de Blok, W. J. G., & Zagursky, M. J. 2010, ApJ, 708, L14

H. Rafael Rebolo

## ***Polarization of the CMB and foregrounds: the “QUIJOTE” experiment***

R. Rebolo<sup>1</sup> and the QUIJOTE consortium<sup>1,2,3,4,5</sup>

1. Instituto de Astrofísica de Canarias (IAC), Spain
2. Instituto de Física de Cantabria (CSIC-Univ. of Cantabria), Spain
3. DICOM, Univ. of Cantabria, Spain
4. Jodrell Bank Observatory, Univ. of Manchester, Spain
5. Cavendish Astrophysics Group, Univ. of Cambridge, UK

Inflation reflects our present best understanding for the Physics of the very early universe and the generation of the primordial cosmological perturbations, it unifies physics just a few orders below the Planck scales with the cosmological fluctuations up to the largest observable scales. Physical processes underlying inflation reach the scale of Grand Unified Theories (GUTs) or  $10^{15}$  GeV. Thus, understanding Inflation may lead to a major change in our conceptions of spacetime, particles and their interactions (see e.g. Baumann et al. 2009). Quantitatively, Inflation requires the smallness of the slow-roll parameters

$$\epsilon \equiv -\frac{\dot{H}}{H^2} = \frac{M_{\text{pl}}^2}{2} \frac{\dot{\phi}^2}{H^2} \approx \frac{M_{\text{pl}}^2}{2} \left( \frac{V'}{V} \right)^2, \quad |\eta| \approx M_{\text{pl}}^2 \left| \frac{V''}{V} \right|.$$

Models of single field slow-roll inflation predict the scalar and tensor power spectra

$$P_s(k) = \frac{1}{24\pi^2 M_{\text{pl}}^4} \frac{V}{\epsilon} \bigg|_{k=aH}, \quad n_s - 1 = 2\eta - 6\epsilon,$$

$$P_t(k) = \frac{2}{3\pi^2} \frac{V}{M_{\text{pl}}^4} \bigg|_{k=aH}, \quad n_t = -2\epsilon, \quad r = 16\epsilon.$$

Primordial tensor perturbations make a small contribution to the CMB temperature perturbations but a significant contribution to the polarization of the CMB which is

particularly sensitive to the ratio of tensor power to scalar power  $r \equiv \frac{P_t}{P_s}$  which

depends on the time evolution of the inflaton field  $r = 16\epsilon = \frac{8}{M_{\text{pl}}^2} \left( \frac{\dot{\phi}}{H} \right)^2$   $r = -8n_t$

The polarization of the CMB divides into two orthogonal components :

- a curl-free E-mode giving polarization vectors that are radial around cold spots and tangential around hot spots on the sky
- a divergence-free B-mode giving polarization vectors with vorticity around any point on the sky



- These modes are independent of how the coordinate system is oriented and are related to the Q and U (Stokes parameters) by a non-local

transformation. Different sources of anisotropies generate different types of modes: Scalar density perturbations produce E-modes only. Tensor perturbations produce both E and B modes. E-modes have been detected at a high level of significance and are tightly correlated with CMB temperature anisotropies.

- B-modes are caused by the differential stretching of spacetime associated with a background of primordial Gravitational Waves. The tensor to scalar ratio,  $r$ , is proportional to (the square of) the energy scale of inflation, which is proportional to the density of primordial gravitational waves. A value of  $r=0.1$  corresponds to an energy scale of Inflation around the expected GUT scale and the associated polarization signature could be detected with current and planned experiments (QUIET, Planck, BICEP, EBEX, QUIJOTE, ... among others).
- Recent constraints on  $r$ : from WMAP data alone  $r < 0.36$  (95% CL, Larson et al. 2010). WMAP + BAO+ Supernovae set  $r < 0.20$  (95% CL, Komatsu et al. 2010).

➤ *The QUIJOTE CMB Experiment (Q-U-I JOint TENERife Cosmic Microwave Background Experiment) is a collaborative project between IAC, IFCA (CSIC-UC), DICOM (UC), IDOM, Jodrell-Bank Observatory (Univ. of Manchester, UK) and Cavendish Laboratory (Univ. Cambridge, UK) to perform high sensitivity observations of the polarization of the CMB and Galactic emissions in the frequency range 10-33 GHz at large angular scales (one degree resolution). Five Q, U maps will be obtained at 11, 13, 15, 17 and 30 GHz with sufficient sensitivity to correct the 30 GHz map from foreground emission and potentially detect the imprint of B modes*

➤

➤ *Quijote Science goals:*

- *Search for a signature of gravitational B-modes ( amplitude  $r > 0.05$ ) and in combination with Planck push limits beyond  $r=0.05$*
- *Characterize foregrounds with unprecedented sensitivity in the 10-30 GHz range (needed to correct future space missions aiming to reach  $r=0.001$ )*
- *Derive constraints on cosmological parameters from E-mode polarization*

#### QUIJOTE Experiment-Phase I. Basic facts

	Instrument I					Instr. II
Frequency [GHz]	11.0	13.0	17.0	19.0	30.0	30.0
Bandwidth [GHz]	2.0	2.0	2.0	2.0	8.0	8.0
Number of channels	8	8	8	8	2	38
Beam FWHM [deg]	0.92	0.92	0.60	0.60	0.37	0.37
Tsys [K]	20.0	20.0	20.0	20.0	30.0	20.0
Sensitivity [ $\text{Jy s}^{1/2}$ ]	0.24	0.34	0.24	0.30	0.43	0.07
Sensitivity [ $\text{mK s}^{1/2}$ ]	0.22	0.22	0.22	0.22	0.34	0.05

- Temperature sensitivity per beam, given by

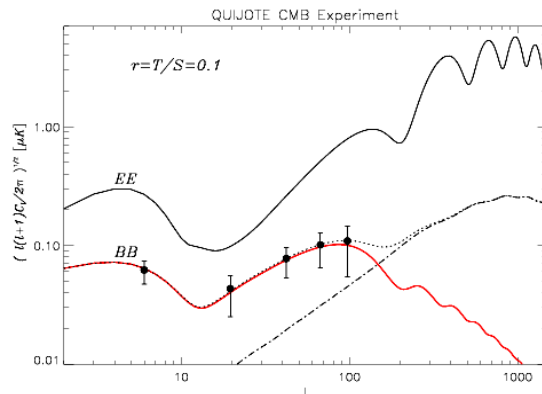
$$\Delta Q = \Delta U = \sqrt{2} \frac{T_{\text{sys}}}{\sqrt{\Delta \nu \times t_{\text{int}} \times N_{\text{chan}}}}$$

- Our definition of Q is given by  $Q = T_x - T_y$ .



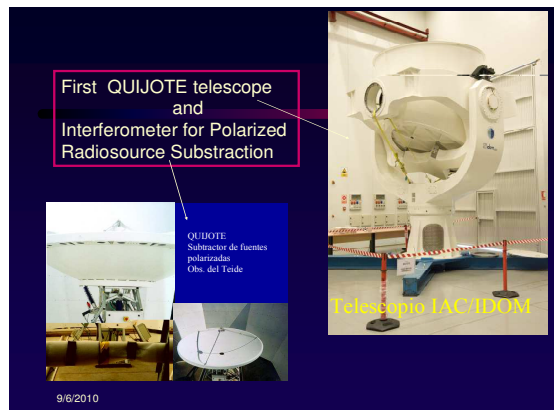
***QUIJOTE will achieve at 10-30 GHz a sensitivity 1-2  $\mu$ K per 1° beam over 10000 square degrees after one year of operation.***


A 2-yr of effective integration time at 30 GHz would lead to a detection of  $r=0.1$  at 4-sigma



Foreground corrections:

- ❖ We will obtain 4 frequency maps of the synchrotron polarization between 10 and 20 GHz, each with a sensitivity around 1-2 $\mu$ K per beam.
- ❖ Synchrotron frequency dependence scales approx. as  $\nu^{-3}$
- ❖ This will allow to predict the synchrotron contribution at 30 GHz with a precision better than 0.02  $\mu$ K per sq. deg.
- ❖ Extragalactic Radiosource correction with a dedicated instrument at 30 GHz. The VSA subtractor is converted to a polarimeter to carry out polarization measurements of 500 sources with fluxes higher than 300 mJy at this frequency.
- ❖ We will study and correct for the polarization of the anomalous microwave emission. Current polarization constraints suggest values much below 1% for the polarization level at 30 GHz if the emission is caused by electric dipole radiation of small carbon hydrogenated molecules.
- ❖





- QUIJOTE-CMB will provide unique information about the polarization emission (synchrotron and anomalous) from our Galaxy at low frequencies. Improved determination of the synchrotron component at large angular scales. Determination of the anomalous component to correct PLANCK maps at 30 and 44 GHz. This will provide valuable information for future B-mode experiments.
- It will reach the sensitivity level to detect the B-mode signal due to primordial gravity waves if  $r=0.05$ .
- QUIJOTE will complement at low frequencies the information obtained by PLANCK yielding:
  - Improved constraints on  $r$  from the combination of the two experiments
  - Better determination of the Galactic magnetic field model.
  - Improved constraints on primordial magnetic fields

I. Paolo Salucci

SISSA, Astrophysics section, Trieste, ITALY

## UNIVERSAL PROPERTIES IN GALAXIES AND CORED DM PROFILES

The presence of large amounts of unseen matter in galaxies, distributed differently from stars and gas, is well established from rotation curves which do not show the expected Keplerian fall-off at large radii, but increase, remain flat or start to gently decrease according to a well organized pattern that involves an invisible mass component becoming progressively more more abundant at outer radii and in the less luminous galaxies (Persic, Salucci and Stel, 1996).

In Spirals we have the best opportunity to study the mass distribution: the gravitational potentials of a spherical stellar bulge, a dark halo, a stellar disk and a gaseous disc give rise to an observed equilibrium circular velocity

$$V^2(r) = r \frac{d}{dr} \phi_{tot} = V_b^2 + V_{DM}^2 + V_*^2 + V_{HI}^2 .$$

The Poisson equation relates the surface (spatial) densities of these components to the corresponding gravitational potentials. The investigation is not difficult: e.g.  $\Sigma_*(r)$ , the surface stellar density is proportional (by the mass-to-light ratio) to the observed surface brightness:

$$\Sigma_*(r) = \frac{M_D}{2\pi R_D^2} e^{-r/R_D} \quad \text{and then} \quad V_*^2(r) = \frac{GM_D}{2R_D} x^2 B\left(\frac{x}{2}\right) ,$$

where  $M_D$  is the disk mass and  $R_D$  is the disk scale length and  $B(x)$  a combination of bessel functions.

Dark and luminous matter in spirals are coupled: at any galactocentric radii  $R_n$  measured in terms of disk length-scale  $R_n \equiv (n/5) R_{opt}$ , ( $R_{opt} = 3.2R_D$  there is a *Radial* Tully-Fisher relation (Yegorova and Salucci 2007), i.e. a relation between the local rotation velocity  $V(R_n)$  and the total galaxy luminosity:  $M_{band} = a_n \log V_n + b_n$ . Spirals present Universal features in their kinematics that correlate with their global galactic properties (PSS and by Salucci et al, 2007).

This led to the discovery, from 3200 individual Rotation Curves (RCs), of the ‘Universal Rotation Curve’ of Spirals  $V_{URC}(r; L)$  (see PSS, and Fig (1)), i.e. of a function of galactocentric radius  $r$ , that, tuned by a global galaxy property (e.g. the luminosity), well reproduces, out to the virial radius, the RC of any spiral (Salucci *et al.* 2007).  $V_{URC}$  is the observational counterpart to which the circular velocity profile emerging in cosmological simulations must comply.

In the same way of individual RCs, it underlies a mass model that includes a Freeman disk and a DM halo with a Burkert profile

$$\rho(r) = \rho_0 \frac{r_0^3}{(r + r_0)(r^2 + r_0^2)} .$$

$r_0$  is the core radius and  $\rho_0$  the central density, see Salucci and Burkert (2000) for details. We obtain the structural parameters  $\rho_0$ ,  $r_0$ ,  $M_D$  by  $\chi^2$  fitting the URC and a number of individual RCs. As result a set of scaling laws among local and global galaxy quantities emerges (see Fig 2).

These scaling laws indicate (Salucci et al, 2007) that spirals have an Inner Baryon Dominance region where the stellar disk dominates the total gravitational potential, while the DM halo emerges farther out. At any radii, objects with lower luminosities have a larger dark-to-stellar mass ratio. The baryonic fraction in spirals is always much smaller than the cosmological value  $\Omega_b/\Omega_{matter} \simeq 1/6$ , and it ranges between  $7 \times 10^{-3}$  to  $5 \times 10^{-2}$ , suggesting that processes such as SN explosions must have removed a very large fraction of the original hydrogen.

Smaller spirals are denser, with their central density spanning 2 order of magnitudes over the mass sequence of spirals.

To assume a cored halo profile is obligatory. It is well known that  $\Lambda$ CDM scenario provides a successful picture of the cosmological structure formation and that large N-body numerical simulations performed in this scenario lead to

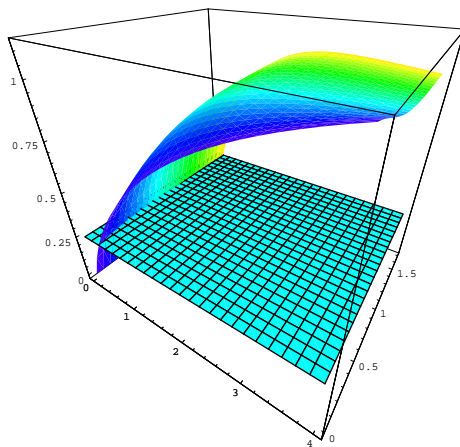


FIG. 6: The URC. The circular velocity as a function of radius (in units of  $R_D$  and out to  $4 R_D$ ) and luminosity (halo mass). See Salucci *et al* (2007) for details and for the URC out to the virial radius.

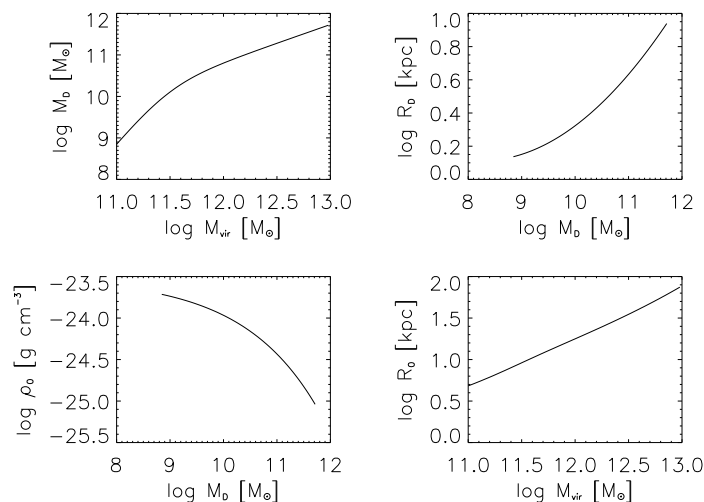


FIG. 7: Scaling relations between the structural parameters of the dark and luminous mass distribution in spirals.

the commonly used NFW halo cuspy spatial density profile. However, a careful analysis of about 100 high quality, extended and free from deviations from axial symmetry RCs has now ruled out the disk + NFW halo mass model, in favor of cored profiles (e.g. Gentile *et al.* 2004, 2005, Spano *et al.* 2007, de Blok 2008 and de Naray *et al.* 2008).

The mass modelling in dSph, LSB and Ellipticals is instead still in its infancy. However, data seem to confirm the pattern shown by in spirals (Gilmore, 2005, Walker, 2010, Nagino and Matsushita, 2009).

Regarding the structural properties of the DM distribution a most important finding is that the central surface density  $\propto \mu_{0D} \equiv r_0 \rho_0$ , where  $r_0$  and  $\rho_0$  are the halo core radius and central spatial density, is nearly constant and independent of galaxy luminosity. Based on the co-added rotation curves of  $\sim 1000$  spiral galaxies, mass models of individual dwarf irregular and spiral galaxies of late and early types with high-quality rotation curves and on galaxy-galaxy weak lensing signals from a sample of spiral and elliptical galaxies, we find that

$$\log \mu_{0D} = 2.15 \pm 0.2 ,$$

in units of  $\log(M_\odot \text{ pc}^{-2})$ . This constancy transpasses the family of disk systems and reaches spherical systems. The internal kinematics of Local Group dwarf spheroidal galaxies are consistent with this picture. Our results are obtained for galactic systems spanning over 14 magnitudes, belonging to different Hubble Types, and whose mass profiles have been determined by several independent methods. Very significantly, in the same objects, the approximate constancy of  $\mu_{0D}$  is in sharp contrast to the systematical variations, by several orders of magnitude, of galaxy properties, including  $\rho_0$  and central stellar surface density see figure (3).



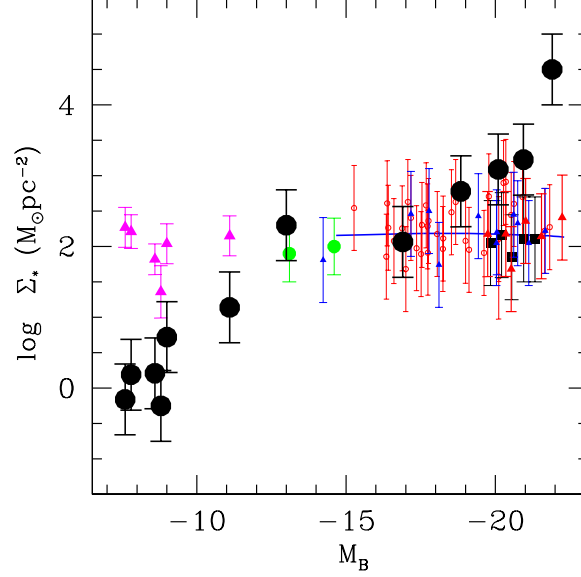


FIG. 8: Dark matter central surface density in units of  $M_{\odot}\text{pc}^{-2}$  as a function of galaxy magnitude, for different galaxies and Hubble Types. As a comparison, we also plot the values of the same quantity relative to the stellar component (big filled circles).

The evidence that the DM halo central surface density  $\rho_0 r_0$  remains constant to within less than a factor of two over fourteen galaxy magnitudes, and across several Hubble types, does indicate that this quantity is perhaps hiding the physical nature of the DM. Considering that DM haloes are (almost) spherical systems it is surprising that their central surface density plays a role in galaxy structure.

Moreover, this evidence, is difficult to understand in an evolutionary scenario as the product of the process that has turned the primordial cosmological gas in the stellar galactic structures we observe today. Such constancy, in fact, must be achieved in very different galaxies of different morphology and mass, ranging from dark-matter-dominated to baryon-dominated objects. In addition, these galaxies have experienced significantly different evolutionary histories (e.g. numbers of mergers, significance of baryon cooling, stellar feedback, etc.).

The best explanation for our findings stems from the DM nature: the DM particle mass and decoupling temperature. Recent theoretical work (de Vega, Sanchez 09; de Vega, Salucci, Sanchez 10) points towards a DM particle mass in the keV scale leading to the formation of cored DM virialized structures.

The results obtained so far indicate the distribution of matter galaxies is a benchmark for understanding dark matter nature and the galaxy formation process. In particular, the universality of certain structural quantities and the dark-luminous coupling of the mass distributions, seem to bear the direct imprint of the Nature of the DM (Donato *et al.* 2009, Gentile *et al.* 2009).

- de Blok, W.J.G *et al.* 2008, arXiv:0810.2100.
- Donato, F. Gentile, G. , Salucci, P. 2004, Mon. Not. Roy. Astron. Soc., 353, L17.
- Donato F., *et al.* 2009, Mon. Not. Roy. Astron. Soc., 397, 1169.
- Gentile, G. *et al.* 2004, Mon. Not. Roy. Astron. Soc., 351, 903.
- Gentile, G. *et al.* 2005, Astrophys. J., 634, L145.
- Gentile G., *et al.* 2009, Nature, 461, 627.
- Kuzio de Naray, R. *et al.* 2008, Astrophys. J., 676, 920.
- Navarro, J. F., Frenk, C. S., White, S. D. M. 1996, Astrophys. J., 462, 563 (NFW).

- Persic, M., Salucci, P. , Stel, F. 1996, Mon. Not. R. Astron. Soc. 281, 27 (PSS).
- Salucci, P. *et al.* 2007, Mon. Not. Roy. Astron. Soc., 378, 41.
- Shankar, F. *et al.* 2006, Astrophys. J., 643, 14.
- Spano, M., Marcelin, M., Amram, P. *et al.* 2008, Mon. Not. Roy. Astron. Soc. 383, 297.
- Nagino, R. and Matsushita K, A & A , 2009, 501, 157
- Yegorova, I.A., Salucci, P. 2007, Mon. Not. R. Astron. Soc., 377, 507.
- Walker, M. et al, 2010, ApJ 717, 87
- Gilmore, G. et al 2007 ApJ, 663, 948
- de Vega10 de Vega, H J, Salucci P., Sanchez N., arXiv:1004.1908
- de Vega, H J, Sanchez N. G., arXiv0901.0922

J. Hector J. de Vega and Norma G. Sanchez

HJdV: LPTHE, CNRS/Université Paris VI-P. & M. Curie & Observatoire de Paris.  
NGS: Observatoire de Paris, LERMA & CNRS

### keV scale dark matter from theory and observations and galaxy properties from linear primordial fluctuations

In the context of the standard Cosmological model the nature of DM is unknown. Only the DM gravitational effects are noticed and they are necessary to explain the present structure of the Universe. DM (dark matter) particles must be neutral and so weakly interacting such that no effects are detectable. DM candidates are beyond the standard model of particle physics. Theoretical analysis combined with astrophysical data from galaxy observations points towards a DM particle mass in the **keV scale** (keV = 1/511 electron mass) [1-4].

DM particles can decouple being ultrarelativistic (UR) at  $T_d \gg m$  or non-relativistic  $T_d \ll m$ . They may decouple at or out of local thermal equilibrium (LTE). The DM distribution function:  $F_d[p_c]$  freezes out at decoupling becoming a function of the comoving momentum  $p_c = P_f(t) = p_c/a(t)$  is the physical momentum. Basic physical quantities can be expressed in terms of the distribution function as the velocity fluctuations,  $\langle \vec{V}^2(t) \rangle = \langle \vec{P}_f^2(t) \rangle / m^2$  and the DM energy density  $\rho_{DM}(t)$  where  $y = P_f(t)/T_d(t) = p_c/T_d$  is the integration variable and  $g$  is the number of internal degrees of freedom of the DM particle; typically  $1 \leq g \leq 4$ .

**Two** basic quantities characterize DM: its particle mass  $m$  and the temperature  $T_d$  at which DM decouples.  $T_d$  is related by entropy conservation to the number of ultrarelativistic degrees of freedom  $g_d$  at decoupling by  $T_d = (2/g_d)^{1/3} T_{cmb}$ ,  $T_{cmb} = 0.2348 \cdot 10^{-3}$  eV. One therefore needs **two** constraints to determine the values of  $m$  and  $T_d$  (or  $g_d$ ).

One constraint is to reproduce the known cosmological DM density today.  $\rho_{DM}(\text{today}) = 1.107 \text{ keV}/\text{cm}^3$ .

Two independent further constraints are considered in refs. [1-4]. First, the phase-space density  $Q = \rho/\sigma^3$  [1-2] and second the surface acceleration of gravity in DM dominated galaxies [3-4]. We therefore provide **two** quantitative ways to derive the value  $m$  and  $g_d$  in refs. [1-4].

The phase-space density  $Q$  is invariant under the cosmological expansion and can **only decrease** under self-gravity interactions (gravitational clustering). The value of  $Q$  today follows observing dwarf spheroidal satellite galaxies of the Milky Way (dSphs):  $Q_{today} = (0.18 \text{ keV})^4$  (Gilmore et al. 07 and 08). We compute explicitly  $Q_{prim}$  (in the primordial universe) and it turns to be proportional to  $m^4$  [1-4].

During structure formation ( $z \lesssim 30$ ),  $Q$  **decreases** by a factor that we call  $Z$ . Namely,  $Q_{today} = Q_{prim}/Z$ . The value of  $Z$  is galaxy-dependent. The spherical model gives  $Z \simeq 41000$  and  $N$ -body simulations indicate:  $10000 > Z > 1$  (see [1]). Combining the value of  $Q_{today}$  and  $\rho_{DM}(\text{today})$  with the theoretical analysis yields that  $m$  must be in the keV scale and  $T_d$  can be larger than 100 GeV. More explicitly, we get general formulas for  $m$  and  $g_d$  [1]:

$$m = \frac{2^{1/4} \sqrt{\pi}}{3^{3/8} g^{1/4}} Q_{prim}^{1/4} I_4^{3/8} I_2^{-5/8}, \quad g_d = \frac{2^{1/4} g^{3/4}}{3^{3/8} \pi^{3/2} \Omega_{DM}} \frac{T_\gamma^3}{\rho_c} Q_{prim}^{1/4} [I_2 I_4]^{3/8}$$

where  $I_{2n} = \int_0^\infty y^{2n} F_d(y) dy$ ,  $n = 1, 2$  and  $Q_{prim}^{1/4} = Z^{1/4} \cdot 0.18 \text{ keV}$  using the dSphs data,  $T_\gamma = 0.2348 \text{ meV}$ ,  $\Omega_{DM} = 0.228$  and  $\rho_c = (2.518 \text{ meV})^4$ . These formulas yield for relics decoupling UR at LTE:

$$m = \left( \frac{Z}{g} \right)^{1/4} \text{ keV} \begin{cases} 0.568 \\ 0.484 \end{cases}, \quad g_d = g^{3/4} Z^{1/4} \begin{cases} 155 & \text{Fermions} \\ 180 & \text{Bosons} \end{cases}.$$

Since  $g = 1 - 4$ , we see that  $g_d \gtrsim 100 \Rightarrow T_d \gtrsim 100 \text{ GeV}$ . Moreover,  $1 < Z^{1/4} < 10$  for  $1 < Z < 10000$ . For example for DM Majorana fermions ( $g = 2$ )  $m \simeq 0.85 \text{ keV}$ .

We get results for  $m$  and  $g_d$  on the same scales for DM particles decoupling UR out of thermal equilibrium [1]. For a specific model of sterile neutrinos where decoupling is out of thermal equilibrium:

$$0.56 \text{ keV} \lesssim m_\nu Z^{-1/4} \lesssim 1.0 \text{ keV}, \quad 15 \lesssim g_d Z^{-1/4} \lesssim 84$$

For relics decoupling non-relativistic we obtain similar results for the DM particle mass:  $\text{keV} \lesssim m \lesssim \text{MeV}$  [1].

Notice that the dark matter particle mass  $m$  and decoupling temperature  $T_d$  are **mildly** affected by the uncertainty in the factor  $Z$  through a power factor 1/4 of this uncertainty, namely, by a factor  $10^{1/4} \simeq 1.8$

The comoving free-streaming) wavelength, (Fig. 1), and the Jeans' mass are obtained in the range

$$\frac{0.76}{\sqrt{1+z}} \text{ kpc} < \lambda_{fs}(z) < \frac{16.3}{\sqrt{1+z}} \text{ kpc} , \quad 0.45 \cdot 10^3 M_{\odot} < \frac{M_J(z)}{(1+z)^{\frac{3}{2}}} < 0.45 \cdot 10^7 M_{\odot} .$$

These values at  $z = 0$  are consistent with the  $N$ -body simulations and are of the order of the small dark matter structures observed today . By the beginning of the matter dominated era  $z \sim 3200$ , the masses are of the order of galactic masses  $\sim 10^{12} M_{\odot}$  and the comoving free-streaming wavelength scale turns to be of the order of the galaxy sizes today  $\sim 100$  kpc.

Lower and upper bounds for the dark matter annihilation cross-section  $\sigma_0$  are derived:  $\sigma_0 > (0.239 - 0.956) \cdot 10^{-9} \text{ GeV}^{-2}$  and  $\sigma_0 < 3200 m \text{ GeV}^{-3}$  . There is at least five orders of magnitude between them, the dark matter non-gravitational self-interaction is therefore negligible (consistent with structure formation and observations, as well as by comparing X-ray, optical and lensing observations of the merging of galaxy clusters with  $N$ -body simulations).

Typical "wimps" (weakly interacting massive particles) with mass  $m = 100 \text{ GeV}$  and  $T_d = 5 \text{ GeV}$  would require a huge  $Z \sim 10^{23}$ , well above the upper bounds obtained and cannot reproduce the observed galaxy properties. They produce an extremely short free-streaming or Jeans length  $\lambda_{fs}$  today  $\lambda_{fs}(0) \sim 3.51 \cdot 10^{-4} \text{ pc} = 72.4 \text{ AU}$  that would correspond to unobserved structures much smaller than the galaxy structure. Wimps result strongly disfavoured.

Galaxies are described by a variety of physical quantities:

- (a) **Non-universal** quantities: mass, size, luminosity, fraction of DM, DM core radius  $r_0$ , central DM density  $\rho_0$ .
- (b) **Universal** quantities: surface density  $\mu_0 \equiv r_0 \rho_0$  and DM density profiles.  $M_{BH}/M_{halo}$  (or halo binding energy). The galaxy variables are related by **universal** empirical relations. Only one variable remains free. That is, the galaxies are a one parameter family of objects. The existence of such universal quantities may be explained by the presence of attractors in the dynamical evolution. The quantities linked to the attractor always reach the same value for a large variety of initial conditions. This is analogous to the universal quantities linked to fixed points in critical phenomena of phase transitions. The universal DM density profile in Galaxies has the scaling property:

$$\rho(r) = \rho_0 F\left(\frac{r}{r_0}\right) , \quad F(0) = 1 , \quad x \equiv \frac{r}{r_0} , \quad (\text{III.1})$$

where  $r_0$  is the DM core radius. As empirical form of cored profiles one can take Burkert's form for  $F(x)$ . Cored profiles **do reproduce** the astronomical observations (see the contribution here by Salucci and the review by de Blok 2010).

The surface density for dark matter (DM) halos and for luminous matter galaxies is defined as:  $\mu_{0D} \equiv r_0 \rho_0$ ,  $r_0$  = halo core radius,  $\rho_0$  = central density for DM galaxies. For luminous galaxies  $\rho_0 = \rho(r_0)$  (Donato et al. 09, Gentile et al. 09). Observations show an Universal value for  $\mu_{0D}$ : independent of the galaxy luminosity for a large number of galactic systems (spirals, dwarf irregular and spheroidals, elliptics) spanning over 14 magnitudes in luminosity and of different Hubble types. Observed values:

$$\mu_{0D} \simeq 120 \frac{M_{\odot}}{\text{pc}^2} = 5500 (\text{MeV})^3 = (17.6 \text{ MeV})^3 , \quad 5 \text{ kpc} < r_0 < 100 \text{ kpc} .$$

Similar values  $\mu_{0D} \simeq 80 \frac{M_{\odot}}{\text{pc}^2}$  are observed in interstellar molecular clouds of size  $r_0$  of different type and composition over scales  $0.001 \text{ pc} < r_0 < 100 \text{ pc}$  (Larson laws, 1981). Notice that the surface gravity acceleration is given by  $\mu_{0D}$  times Newton's constant.

The scaling form eq.(III.1) of the density profiles implies scaling properties for the energy and entropy. The total energy becomes using the virial theorem and the profile  $F(x)$ :

$$E = \frac{1}{2} \langle U \rangle = -\frac{1}{4} G \int \frac{d^3r d^3r'}{|\mathbf{r} - \mathbf{r}'|} \langle \rho(r) \rho(r') \rangle = -\frac{1}{4} G \rho_0^2 r_0^5 \int \frac{d^3x d^3x'}{|\mathbf{x} - \mathbf{x}'|} \langle F(x) F(x') \rangle \Rightarrow E \sim G \mu_{0D}^2 r_0^3$$

Therefore, the energy scales as the volume.

The Boltzmann-Vlasov distribution function  $f(\vec{p}, \mathbf{r})$  for consistency with the profile form eq.(III.1), must scale as

$$f(\vec{p}, \mathbf{r}) = \frac{1}{m^4 r_0^3 G^{\frac{3}{2}} \sqrt{\rho_0}} \mathcal{F}\left(\frac{\vec{p}}{m r_0 \sqrt{G \rho_0}}, \frac{\mathbf{r}}{r_0}\right)$$

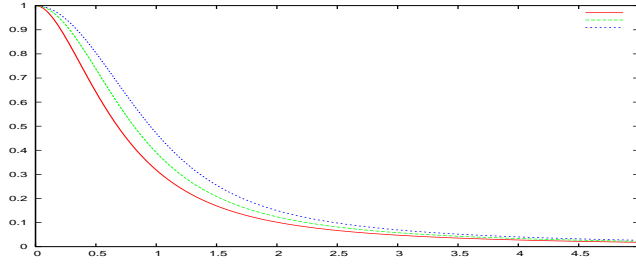


FIG. 9:

where  $m$  is the DM particle mass. Hence, the entropy scales as

$$S_{gal} = \int f(\vec{p}, \vec{r}) \log f(\vec{p}, \vec{r}) d^3p d^3r \sim r_0^3 \frac{\rho_0}{m} = r_0^2 \frac{\mu_{0D}}{m}$$

The **entropy** scales as the **surface** as it is the case for black-holes. However, for black-holes of mass  $M$  and area  $A = 16 \pi G^2 M^2$ , the entropy  $S_{BH} = A/(4 G) = 4 \pi G M^2$ . That is, the proportionality coefficients  $c$  between entropy and area are very different:

$$c_{gal} = \frac{S_{gal}}{r_0^2} \sim \frac{\mu_{0D}}{m} \quad , \quad c_{BH} = \frac{S_{BH}}{A} = \frac{1}{4 G} \quad \text{which implies} \quad \frac{c_{BH}}{c_{gal}} \sim \frac{m}{\text{keV}} 10^{36}$$

showing that the entropy per unit area of the galaxy is much smaller than the entropy of a black-hole. In other words the Bekenstein bound for the entropy of physical is well satisfied here.

In order to compute the surface density and the density profiles from first principles we have evolved the linearized Boltzmann-Vlasov equation since the end of inflation till today [2-3]. We depict in fig. 9 the density profiles vs.  $x \equiv r/r_{lin}$  for fermions (green) and bosons (red) decoupling ultrarelativistic and for particles decoupling non-relativistically (blue). These profiles turn to be universal with the same shape as, for example, the Burkert profile.  $r_{lin} \sim r_0$  depends on the galaxy and is entirely determined theoretically in terms of cosmological parameters and  $m$  [2-3].

We obtain in refs. [3,4] for the galaxy surface density in the linear approximation

$$\mu_{0lin} = 8261 \left[ \frac{Q_{prim}}{(\text{keV})^4} \right]^{0.161} \left[ 1 + 0.0489 \ln \frac{Q_{prim}}{(\text{keV})^4} \right] \text{MeV}^3$$

where  $0.161 = n_s/6$ ,  $n_s$  is the primordial spectral index and fermions decoupling UR were considered. Matching the **observed values** from spiral galaxies  $\mu_{0obs}$  with this  $\mu_{0lin}$  gives the primordial phase-space density  $Q_{prim}/(\text{keV})^4$  and from it the mass of the DM particle. We obtain  $1.6 < m < 2 \text{ keV}$  for the dark matter particle mass [4].

We obtain the linear density profiles for any DM particle mass  $m$  [3-4]. At intermediate scales  $r \gtrsim r_{lin}$  we obtain [4],

$$\rho_{lin}(r) \stackrel{r \gtrsim r_{lin}}{\sim} \left( \frac{36.45 \text{ kpc}}{r} \right)^{1+n_s/2} \ln \left( \frac{7.932 \text{ Mpc}}{r} \right) \times \left[ 1 + 0.2416 \ln \left( \frac{m}{\text{keV}} \right) \right] 10^{-26} \frac{\text{g}}{\text{cm}^3} \quad , \quad 1 + n_s/2 = 1.482$$

The theoretical linear results **agree** with the universal empirical behaviour  $r^{-1.6 \pm 0.4}$ : M. G. Walker et al. (2009) (observations), I. M. Vass et al. (2009) (simulations).

At small scales  $r \ll r_{lin}$  ( $\lesssim \text{kpc}$ ) the linear density profiles turns to be **cored** for keV scale DM particles, and **cusped** for wimps [3-4].

We summarize in the Table the values for non-universal galaxy quantities from the observations and from the linear theory results. The larger and less denser are the galaxies, the better are the results from the linear theory for non-universal quantities. The linear approximation turns to improve for larger galaxies (i. e. more diluted) [4]. Therefore, universal quantities as profiles and surface density are reproduced by the linear approximation. The agreement between the linear theory and the observations is **remarkable**.

The last column of the Table corresponds to 100 GeV mass wimps. The wimps values strongly disagree by several orders of magnitude with the observations.

## References

	Observed Values	Linear Theory	Wimps in linear theory
$r_0$	5 to 52 kpc	46 to 59 kpc	0.045 pc
$\rho_0$	1.57 to $19.3 \times 10^{-25} \frac{\text{g}}{\text{cm}^3}$	1.49 to $1.91 \times 10^{-25} \frac{\text{g}}{\text{cm}^3}$	$0.73 \times 10^{-14} \frac{\text{g}}{\text{cm}^3}$
$\sqrt{v^2_{halo}}$	79.3 to 261 km/sec	260 km/sec	0.243 km/sec

- 1 H. J. de Vega, N. G. Sanchez, arXiv:0901.0922, Mon. Not. R. Astron. Soc. 404, 885 (2010).
- 2 D. Boyanovsky, H. J. de Vega, N. G. Sanchez, arXiv:0710.5180, Phys. Rev. **D 77**, 043518 (2008).
- 3 H. J. de Vega, N. G. Sanchez, arXiv:0907.0006.
- 4 H. J. de Vega, P. Salucci, N. G. Sanchez, arXiv:1004.1908.

K. Anton V. Tikhonov

Saint Petersburg State University, Astrophysics Inst., Saint Petersburg, RUSSIA  
E-mail: avtikh@gmail.com

## Voids and Dwarf galaxies in the Local Volume: another $\Lambda$ CDM-overabundance and possible solutions

At present, the reference cosmological model is a flat Friedmann universe whose mass-energy content is dominated by a cosmological constant, a Cold Dark Matter (CDM) component and baryons. This  $\Lambda$ CDM model describes structure formation at large scales very well, however it fails on small scales: the standard model predicts much more small scale structure than observed.

The problem of  $\Lambda$ CDM overabundance on small mass scales has its origin in the mismatch between the faint end of the observational luminosity function and the mass function of the DM halos predicted by the  $\Lambda$ CDM model.

Numerically, the problem initially showed up as the "missing satellites problem" - strong excess of substructures in simulated Milky Way sized DM halos with respect to the observed number of dwarf galaxies in the Local Group (LG) (Klypin et al., 2009). More than 10 years of "solving" the problem has led to the statement that there should be many truly "dark" halos without stellar or gas components. But still none of the solutions became "essential" or "concordant". For instance, in some recipes procedure of construction of LG satellites LF when accounting for SDSS incompleteness assumes uniformity of missed dwarf galaxies population (Tollerud et al. 2009) which is a very poor approximation for known and newly discovered dwarf LG population.

Tikhonov & Klypin (2009) have found that the  $\Lambda$ CDM model exhibits the same problem concerning the problem of void dwarf galaxies. They found that in the  $\Lambda$ CDM model the minivoids are too small when compared to observations. Our analysis led to the conclusion that the  $\Lambda$ CDM model fits the observational spectrum of minivoids defined by galaxies with  $M_B < -12$  assuming that these galaxies can contain only DM halos with circular velocities  $V_c > 35$  km/s (which roughly corresponds to  $5 \cdot 10^9 M_\odot$ ).

This is a quite interesting result from the theoretical side - according to some estimates, halos with  $V_c < 35$  km/s had essentially no gas infall and star formation inside them. The extrapolation of a 'common mass scale' (Strigari et al., 2008) for LG's dSphs points to a similar total mass of the smallest observable gravitationally bound systems in the Universe containing dark matter.

The problem (for the  $\Lambda$ CDM model, not for Nature) is that about 100 of nearby dwarf galaxies with  $M_B < -12$  rotate slower than 35 km/s. There are some things special about dwarf isolated galaxies - most of them are old, they rotationally support thin disks and they produce stars right now. We have a small but nonnegligible collection of galaxies such as CamelopardalisB, CGCG269-049, DDO125 exhibiting regular rotation with maximum rotational velocities as low as 10-15 km/s with clear indications of modern star formation.

$\Lambda$ CDM-overabundance is quite spectacular when comparing the local Tully-Fisher relation for dwarf galaxies with model one in Tikhonov & Klypin (2009) (assuming the simplest semi-analytical approach - abundance matching).

Thus, with the reasonable assumption that halos with at least  $V_c > 20$  km/s should contain galaxies we do have strong (about factor of 10)  $\Lambda$ CDM-overabundance. The problem is more severe than in the case of missing satellites since much less physics may be involved to explain the discrepancy for isolated galaxies.

$\Lambda$ CDM-overabundance is much more prominent in terms of observational Local Volume (LV - Karachentsev et al., 2001) and model (high resolution wmap5 and wmap3 CLUES <http://www.clues-project.org/simulations>) cumulative Circular Velocity Functions - VFs (with corrections of DM halo peak circular velocity for adiabatic compression).

$\Lambda$ CDM demonstrates evident discrepancy with observations which starts from rotational (circular) velocities  $V_c \sim 60$  km/s and steeply increases towards smaller  $V_c$  ( $V_{rot}$ ). A factor of 3  $\Lambda$ CDM overabundance is obtained with voids statistics on volume-limited (VL) Local Supercluster sample ( $D < 25$  Mpc,  $M_K < -17.5$ , "Virgo" hemisphere) and it points in the direction of our previous results. A factor of 10  $\Lambda$ CDM overabundance on  $M_B < -12$  LV galaxy sample (8 Mpc around MW) is obtained by a comparison of the observed spectrum of mini-voids in the Local Volume with the spectrum of mini-voids determined from the  $\Lambda$ CDM simulations.



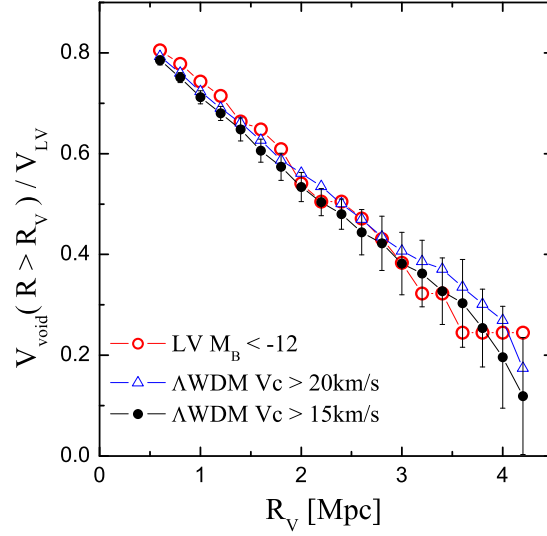


FIG. 10: Volume fraction of the Local Volume (LV) occupied by mini-voids (VFF). The VFF of the observational sample with  $M_B < -12$  (red circles) is compared with the mean VFF obtained from the 14 LVs in the  $\Lambda$ WDM simulation with haloes with circular velocity  $V_c > 20 \text{ km/s}$  (open blue triangles) and  $V_c > 15 \text{ km/s}$  (filled black circles), for which the  $1\sigma$  scatter is also shown.

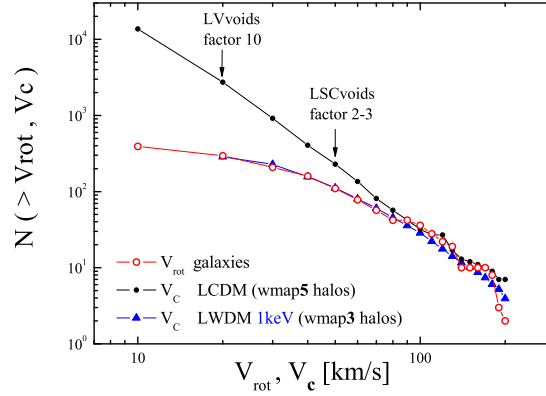


FIG. 11: Velocity Functions (VFs) in 8Mpc-sphere. VF of the LV 8Mpc galaxies (red circles) is corrected for barion impact in  $V_{rot}$ . Galaxy  $V_{rot}$  in LV sample is nearly complete down to 20 km/s. Error bar in VF on 20 km/s because of galaxies with unknown  $V_{rot}$  is smaller than symbol size. VF of  $\Lambda$ CDM CR CLUES simulation (black filled circles) and  $\Lambda$ WDM 1keV simulation (blue triangles) are corrected for adiabatic compression. Arrows indicate  $\Lambda$ CDM-overabundance factors obtained with void-analysis.

These two overabundance factors are nearly exact numerical points on real and model velocity function divergence if we use the LV Tully-Fisher dependence to correspond  $V_{rot}$  with  $M_B$ . Different things coincide. The  $\Lambda$ CDM model predicts much more dwarf objects than we do see as dwarf galaxies in our very local neighbourhood.

Still possibilities of quenching of star formation in small halos such as different kinds of feedback or (and) UV photoheating during the epoch of reionization are proposed.

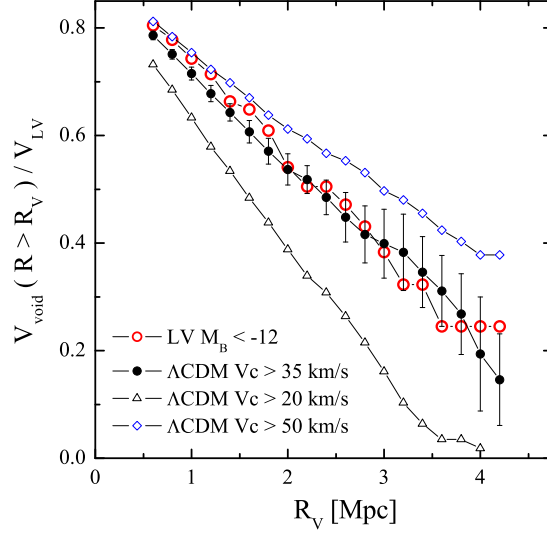


FIG. 12: Volume fraction of the LV occupied by mini-voids (VFF). The VFF of the observational sample with  $M_B < -12$  (red circles) is compared with the mean VFF obtained from the 14 LVs in the  $\Lambda$ CDM simulation with haloes with circular velocity  $V_c > 20 \text{ km/s}$  (open triangles),  $V_c > 50 \text{ km/s}$  (open diamonds), and  $V_c > 35 \text{ km/s}$  (filled black circles), for which the  $1\sigma$  scatter is also shown.

Observational possibility to solve the discrepancy relies on the large amount of LSB galaxies to discover. The population of dSphs in the field is rather limited. There is only one confirmed nearby dSph in the field – KKR25 (Karachentsev et al., 2001) and there are indications that we cannot expect significant increase of new dSphs in the field. Other possible population should be of very low SB and thus such galaxies they should be quite extended. This possibility meets some difficulties. It is known that blind HI surveys did not find HI clouds with masses larger than  $\sim 10^6 M_\odot$  which do not have optical counterpart.

Another possibility – dwarf galaxies locate in DM halos which are significantly more massive than we may reasonably expect from galaxy dynamics i.e. by halo with circular velocity  $V_c \sim 1.5 - 2V_{rot}$ . Preliminary results indicate that they do not.

Non-baryonic solution of the  $\Lambda$ CDM-overabundance with DM particles of keV mass scale ( $\Lambda$ WDM - Warm Dark Matter model) is considered to be able to solve  $\Lambda$ CDM problems on small scales. WDM physics effectively acts as a truncation of  $\Lambda$ WDM power spectrum.  $\Lambda$ WDM CLUES simulation with 1 keV particle gives much better answer than  $\Lambda$ CDM reproducing sizes of local minivoids. The velocity function of 1 keV WDM LV-counterpart reproduce observational velocity function remarkably well.

WDM model has its own difficulties such as uncertainties with star formation in dwarf WDM halos because of their late formation, problem of dwarf fake-halos appeared in WDM-like simulations by spurious fragmentation of filaments. By the way, it is still not clear how reliable are  $L\alpha$ -forest constraints which put a lower bound on probable mass of WDM particle (Boyanovsky, 2010).

**Overall we may conclude that keV DM particles deserve experimental attempts of their detection.**

#### IV. SUMMARY AND CONCLUSIONS OF THE COLLOQUIUM BY H. J. DE VEGA, M.C. FALVELLA AND N. G. SANCHEZ

About one hundred participants (from Europe, North and South America, Africa, Armenia, China, India, Israel, Japan, Korea, New Zealand, Russia, South Africa, Taiwan, Ukraine) attended the Colloquium. Journalists, science editors and representatives of the directorates of several agencies were present in the Colloquium.

Discussions and lectures were outstanding. Inflection points in several current research lines emerged. New important issues and conclusions arised and between them, it worths to highlight:

Results and the current state of missions and ongoing projects were reported by their teams: WMAP7, BICEP, QUAD, SPT, AML, ACT, Planck, QUIJOTE, Herschel, SPIRE, ATLAS and HerMES surveys.

- The WMAP 7-year data and their cosmological interpretation were presented including the detection of primordial helium, significant improvements in the high multipole temperature data and of polarization data at all multipoles, new limits on inflation and properties of neutrinos. The primordial spectral tilt is  $n_s = 0.968 \pm 0.012$  (68% CL),  $n_s = 1$  is excluded by 99.5% CL. The latest 95% upper limit on the tensor-to-scalar ratio is  $r < 0.24$  (from WMAP+BAO+ $H_0$ ).
- Progress with CMB secondary anisotropies continue rapidly: first ‘blank field’ Sunyaev-Zeldovich (SZ) samples appearing and new constraints on high- $l$  CMB power spectrum. They were recently providing some ‘puzzles’ as SZ amplitudes look sistematically smaller than theoretically expected. The WMAP-7 SZ and the X-ray data are fine and agree but the existing *theoretical* models of the intracluster medium need revision since they overestimate the amount of the gas pressure (and hence SZ) in clusters of galaxies. Distinction between relaxed and non-relaxed clusters becomes a crucial issue here, WMAP-7 SZ analysis showed this distinction is significant.
- The QUIJOTE-CMB experiment will provide unique information on the polarization emission (synchrotron and anomalous) from our galaxy at low frequencies, which will be of value for future B-mode experiments. It will reach the sensitivity level to detect the B-mode signal due to primordial gravity waves if  $r = 0.05$ . Quijote will complement Planck at low frequencies, the combined two experiments will allow improvement on  $r$  information, galactic magnetic field determination, primordial magnetic fields.
- Large scale CMB anisotropies provide information on the initial conditions of inflation. Early fast-roll inflation is generic, it mergers smoothly to slow roll and its inclusion provides a mechanism for lowest multipoles depression in the standard cosmological model . Fast-roll depression of the quadrupole sets to about 64 the total number of inflation e-folds.
- The primordial CMB fluctuations are almost gaussian. The effective theory of inflation à la Ginsburg-Landau predicts negligible primordial non-gaussianity, negligible running scalar index and the tensor to scalar ratio  $r$  in the range  $0.021 < r < 0.053$ , with the best value  $\sim 0.04 - 0.05$  at reach of the next CMB observations. Forecasted  $r$ -detection probability for Planck with 4 sky coverages is border line. Improved measurements on  $n_s$  as well as on TE and EE modes will improve these constraints on  $r$  even if a detection will be lacking. Results from Planck are eagerly expected.
- First results from Herschel ATLAS and HerMES surveys were reported: number counts and surface density of sub-mm galaxies, clustering of the resolved sources, and the Herschel-SPIRE Legacy Survey (HSLS) programme: 2.5 to 3 million sources (at least 2000 bright lensed galaxies and 10,000 dusty galaxies at  $z$  larger than 5), cross-correlation with CMB maps for the ISW and CMB lensing signal traced by dusty, starbursts at  $z$  of 1-3.

- Most of the baryons that we expect to be associated with galaxies are missing. The cosmic baryon fraction is well quantified:  $f_b = 17 \pm 1\%$ . An inventory of the detected baryons in individual cosmic structures like galaxies and clusters of galaxies falls short of this universal value. On the largest scales of clusters, most but not all of the expected baryons are detected. The fraction of detected baryons decreases monotonically from the cosmic baryon fraction as a function of mass. In the smallest dwarf galaxies, fewer than 1% of the expected baryons are detected. It is an observational challenge to identify the missing baryons, and a theoretical one to understand the observed variation with the mass.
- A robust analysis of stellar kinematics in dSph galaxies in order to determine the true dark matter distribution have been presented: it is based on new studies of several thousand precision velocities in dSph galaxies, with sophisticated MCMC-based comparison of models and data. The stellar populations in dSph galaxies and in the Milky Way Halo are now well-established to be quite different. The Milky Way is not formed from dSph-like systems. Very substantial progress is being made in quantifying feedback from the chemical distributions and star formation histories of the dSph: feedback does not operate as has been suggested, feedback was extremely mild in the lowest luminosity galaxies and does not substantially modify initial conditions.
- An ‘Universal Rotation Curve’ (URC) of spiral galaxies was discovered from 3200 individual observed Rotation Curves (RCs) well reproduces out to the virial radius the Rotation Curve of any spiral galaxy. This URC is the observational counterpart to which the circular velocity profile emerging in cosmological simulations must comply. Large N-body numerical simulations performed in the  $\Lambda$ CDM scenario lead to the well known NFW halo cuspy density profile. However, a careful analysis from about 100 observed high quality rotation curves has now **ruled out** the disk + NFW halo mass model, in favor of **cored profiles**. The observed galaxy surface density appears to be universal within  $\sim 10\%$  with values around  $100 M_\odot/\text{pc}^2$  for galactic systems spanning over 14 magnitudes, different Hubble Types, morphologies and mass profiles determined by several independent methods.
- The features observed in the cosmic-ray spectrum by Auger, Pamela, Fermi, HESS, CREAM and others can be all quantitatively explained with the action of cosmic rays accelerated in the magnetic winds of very massive star explosions such as Wolf-Rayet stars, without any significant free parameter. All these observations of cosmic ray positrons and electrons and the like are due to normal astrophysical sources and processes, and do not require hypothetical decay or annihilation of heavy DM particles. The models of annihilation or decay of heavy dark matter become more and more tailored to explain these normal astrophysical processes and their ability to survive observations is more and more reduced.
- Sterile neutrinos with mass in the  $\sim \text{keV}$  range are suitable warm dark matter candidates that may help solve the small scale problems of the  $\Lambda$ CDM concordance model. These neutrinos can decay into an active-like neutrino and an X-ray photon. Abundance and phase space density of dwarf spheroidal galaxies constrain the mass to be in the  $\sim \text{keV}$  range. Small scale aspects of sterile neutrinos and different mechanisms of their production were presented: The transfer function and power spectra are obtained by solving the collisionless Boltzmann equation during the radiation and matter dominated eras: as a consequence, the power spectra features new WDM acoustic oscillations on mass scales  $\sim 10^8 - 10^9 M_\odot$ .
- A right-handed neutrino of a mass of a few keV appears as the most interesting candidate to constitute dark matter. A consequence should be Lyman alpha emission and absorption at around a few microns; corresponding emission and absorption lines might be visible from molecular Hydrogen  $\text{H}_2$  and  $\text{H}_3$  and their ions, in the far infrared and sub-mm wavelength range. The detection at very high redshift of massive star formation, stellar evolution and the formation of the first super-massive black holes would constitute the most striking and testable prediction of this specific dark matter particle proposal.
- CLUES numerical simulations with warm dark matter of mass of  $m_{\text{WDM}} = 1 \text{ keV}$  have been presented and its predicted galaxy distribution in the local universe for the  $\Lambda$ WDM cosmogony agrees well with the observed one in the ALFALFA survey. On the contrary, the  $\Lambda$ CDM model predicts a steep rise in the velocity function towards low velocities and thus forecasts much more sources both in Virgo-direction as well as in anti-Virgo-direction than the ones observed by the ALFALFA survey. These results indicate problems for the cold dark

matter paradigm, also the spectrum of mini-voids points to a problem of the  $\Lambda$ CDM model. The  $\Lambda$ WDM model provides a natural solution to this problem.

- The non-baryonic solution of the  $\Lambda$ CDM-overabundance with DM particles of keV mass scale ( $\Lambda$ WDM - Warm Dark Matter) is considered to be able to solve  $\Lambda$ CDM problems on small scales. WDM physics effectively acts as a truncation of the  $\Lambda$ CDM power spectrum.  $\Lambda$ WDM CLUES simulation with 1 keV particles gives much better answer than  $\Lambda$ CDM when reproducing sizes of local minivoids. The velocity function of 1 keV WDM Local Volume-counterpart reproduces the observational velocity function remarkably well. Overall, keV DM particles deserve dedicated experimental efforts of their detection.
- Facts and status of DM: Astrophysical observations points the existence of DM. Despite of that, proposals to replace DM by modifying the laws of physics did appeared. Notice that modifying gravity spoils the standard model of cosmology and particle physics supported by CMB and LSS observations not providing an alternative.
- After more than twenty active years the subject of DM is mature and it appears divided in three sets: (a) Particle physics DM model building beyond the standard model of particle physics, dedicated laboratory experiments, annihilating DM, all concentrated on wimps. (b) Astrophysical DM: astronomical observations, astrophysical models. (c) Numerical CDM (wimps) simulations. : The results of (a) and (b) do not agree and (b) and (c) do not agree neither at small scales. None of the small scale predictions of CDM wimps simulations have been observed: cusps, over abundance of substructures by a huge factor. In addition, all direct dedicated searches of wimps from more than twenty years gave null results. Something is going wrong in the DM research. What is going wrong and why?
- Astronomical observations strongly indicate that **dark matter halos are cored till scales below 1 kpc**. More precisely, the measured cores **are not** hidden cusps. Numerical simulations with wimps (particles heavier than 1 GeV) without **and** with baryons yield cusped dark matter halos. Adding baryons do not alleviate the problems of wimps simulations, on the contrary adiabatic contraction increases the central density of cups worsening the discrepancies with astronomical observations.
- The results of numerical simulations must be confronted to observations. The discrepancies of CDM wimps simulations with the astronomical observations at small scales  $\lesssim 100$  kpc **keep growing and growing**: satellite problem (for example, only 1/3 of satellites predicted by wimps simulations around our galaxy are observed), voids problem, peculiar velocities problem (the observations show larger velocities than wimp simulations), size problem (wimp simulations produce too small galaxies).
- The use of keV scale DM particles in the simulations alleviate all the above problems. For the core-cusp problem, setting the velocity dispersion of keV scale DM particles seems beyond the present resolution of computer simulations. Analytic work in the linear approximation produces cored profiles for keV scale DM particles and cusped profiles for wimps. Model-independent analysis of DM from phase-space density and surface density observational data plus theoretical analysis points to a DM particle mass in the keV scale. The dark matter particle candidates with high mass (100 GeV, "wimps") became strongly disfavored, while cored (non cusped) dark matter halos and light (keV scale mass) dark matter are being increasingly favoured from theory and astrophysical observations.
- As a conclusion, the dark matter particle candidates with large mass ( $\sim 100$  GeV, the so called 'wimps') became strongly disfavored, while light (keV scale mass) dark matter are being increasingly favoured both from theory, numerical simulations and a wide set of astrophysical observations.
- Many researchers continue to work with  $\Lambda$ CDM at small scales and to perform simulations with heavy DM candidates (mass  $\gtrsim 1$  GeV) despite the **growing** evidence that these DM particles do not reproduce the small scale astronomical observations ( $\lesssim 100$  kpc). Why? [The keV scale DM particles naturally produce the observed small scale structure]. The answer to this strategic question is certainly not strictly scientific.

It should be recalled that the connection between small scale structure features and the mass of the DM particle directly follows from the value of the free-streaming length  $l_{fs}$  and is well known. Structures smaller than  $l_{fs}$  are erased by free-streaming. DM particles with mass in the keV scale give  $l_{fs} \sim 100$  kpc while 100 GeV DM particles produce an extremely small  $l_{fs} \sim 0.1$  pc. While  $l_{fs} \sim 100$  kpc is in nice agreement with the astronomical observations, a  $l_{fs}$  a million times smaller requires the existence of a host of DM smaller scale structures till a distance of the size of the Oort's cloud in the solar system. No structures of this type have ever been observed.

*‘Examine the objects as they are and you will see their true nature; look at them from your own ego and you will see only your feelings; because nature is neutral, while your feelings are only prejudice and obscurity’*

Shao Yong, 1011-1077 [quoted by Gerry Gilmore in his Lecture].

All the Colloquium lectures can be found at:

**<http://www.chalonge.obspm.fr/colloque2010.html>**

Best congratulations and acknowledgements to all lectures and participants which made the 14th Paris Cosmology Colloquium 2010 so fruitful and interesting, the Ecole d'Astrophysique Daniel Chalonge looks forward for you for the next Colloquium of this series.

We thank Anton Tikhonov for having kindly provided to us the three figures reproduced in the following pages (Nearby galaxy data by Igor D. Karachentsev fig. 13; Clues simulations with 1 keV DM particles fig. 14 and Clues simulations with wimps DM particles fig. 15).

The readers can compare the galaxy observations in fig. 13 with the results of WDM 1 keV simulations in fig. 14 and with the wimps CDM simulations fig. 15 and see which simulations better agree with the observations.

## Galaxy Observations



FIG. 13: Nearby galaxies observed in a 8 Mpc sphere around the Milky Way from data by Igor D. Karachentsev (SAO, RUS). More distant objects are dimmer.



# Simulations with 1 keV DM particles



FIG. 14: Nearby galaxies in a 8 Mpc sphere from the  $\Lambda$ WDM 1 keV Clues wmap3 simulation with halos of circular velocity  $V_c > 20$  km/s from Anton Tikhonov. More distant objects are dimer.

# Simulations with heavy WIMPS as DM particles




FIG. 15: Nearby galaxies in a 8 Mpc sphere from the  $\Lambda$ CDM wmap5 simulation with  $V_c > 20$  km/s from Anton Tikhonov. More distant objects are dimmer.

## V. LIVE MINUTES OF THE COLLOQUIUM BY PETER BIERMANN

### The nature of dark matter

P.L. Biermann<sup>1,2,3,4,5</sup>

<sup>1</sup> MPI for Radioastronomy, Bonn, Germany; <sup>2</sup> Dept. of Phys., Karlsruher Institut für Technologie KIT, Germany, <sup>3</sup> Dept. of Phys. & Astr., Univ. of Alabama, Tuscaloosa, AL, USA; <sup>4</sup> Dept. of Phys., Univ. of Alabama at Huntsville, AL, USA; <sup>5</sup> Dept. of Phys. & Astron., Univ. of Bonn, Germany ;

#### A. CMB data

Anthony (Tony) N. **Lasenby** (Cambridge): The CMB in the standard model of the universe, a status report. Big progress with secondary anisotropy experiments, new results on SZ samples and high-l CMB power spectrum; SZ amplitudes look systematically smaller than expected; modern frontiers are polarization and high-wavenumber power spectrum; photon diffusion around recombination, Thomson scattering generates linear polarization with rms order 5 microK; need to measure nanoK; gravity waves allow to approach physics at GUT scale; various experiments measure wavenumber around a few tens to a few thousands - many balloon ULD (ultra-long-duration) flights 2010 and future; premier European experiment is called QUIJOTE, 10 - 36 GHz, angular resolution about 1 degree; shows PLANCK one-year sky map; BICEP gives the best direct limit on polarization, tensor-to-scalar ratio; BICEP2 test map shows dust polarization in Galactic plane at 1 - 3 percent level; polarization patterns of stacked hot and cold spots in WMAP7 03100273, 0405341 and 0710.5737 give special cold spot suggesting 3D texture; talks about biaxially symmetric BIANCHI IX models for the universe, a generalized FRW model; Dechant et al. PRD 79, 043524 (2009); structure on the largest scale could stem from an epoch, when the universe was oblate???; see Lasenby & Doran 2005; Efstathiou (2003); dark flows Kashlinsky et al. 2008, 2009, 2010; Feldman, Hudson, Watkins 2008, 2009; Dechant, Lasenby & Hobson 1007.1662; see Taub (1951 Ann.Math.Phys. 53, 472); AMI: eight 13m telescopes for SZ measurements in Cambridge; for large clusters the SZ detection is independent of redshift of the cluster, a 32h observations should give 20 sigma detection; candidate cluster detection in one of heir blank fields; another bullet type cluster, A2146, Russell et al. 1004.1559; 13sigma detection in 9h with AMI; complex bulk flow motions; CBI and BIMA see excess emission at wave-numbers larger than 2000; Friedman et al. 0901.4334; QUAD disagrees with CBI; Luecker et al. 0912.4317; Vanderline et al. 1003.0003; Andersson et a. 1006.3068; Fowler et al. 1001.2934; Menateau et al. 1006.5126; conflict with SZ expectations; CMB power spectrum goes flat and slowly increases with very high wavenumber; upon questioning he states that indeed weak radio sources make up a large part of the signal; it does require modelling...

Eiichiro **Komatsu** (Austin): WMAP7 results: cosmological interpretation; 9 years of data by August 2010; first detection of primordial helium; tilt less than unity; improved neutrino limits; confirmed polarization patterns around cold/hot spots; measurement of SZ: missing pressure? series of papers in 2010, all on arXiv; power-spectrum slightly better after 7 years than 5 years;  $Y_p = 0.33 \pm 0.8$ ; more Helium implies fewer electrons, and so enhances damping; ratio of first CMB power-spectrum peak to second gives baryon density, first to third gives matter density, including DM; sum mass of various neutrinos  $< 0.6$  eV, using  $H_0$ ; CMB polarization is generated by local temperature quadrupole anisotropy; on large angular scales  $\Delta T/T$  Newton's grav pot/3; discusses temperature signal from potential disturbances, from velocity disturbances, gravitational waves ..; here are 12387 hot spots, and 12628 cold spots - stack them; discusses E-mode and B-mode: E-mode detected, B-mode "next holy grail"; WMAP data consistent with simple single-field inflation models; SZ effect (1969 + 1972) decrement  $< 217$  GHz, increment  $> 217$  GHz; significant difference between relaxed and non-relaxed clusters; SZ effect and CMB fluctuations can now be separated, example Coma cluster; using Arnaud et al profile outer part gives good convergence between many clusters: discrepancy Komatsu et al. 2010; key point is that cooling flow clusters are relaxed, all non-cooling flow clusters are non-relaxed clusters; Arnaud et al profile ruled out, reason Arnaud et al did not distinguish relaxed and non-relaxed clusters; cosmic ray and magnetic field pressure might be important, details highly uncertain; Fermi satellite detects no gamma rays, so CR pressure in a certain energy range of the particles low; my comment that ISM already very complicated, determining for instance B and  $B^2$  gives very discrepant results, so SZ discrepancies almost certainly imply that we learn physics of intra-cluster medium...

Rafael **Rebolo** (Tenerife): CMB polarization: the QUIJOTE experiment: Dodelson 2003 etc; scattering generates polarization; two orthogonal components, E-mode: tangential around any hot spot; B-mode gives vortex like pattern

around a spot: Kamionkowske et al. 1997; Seljak & Zaldarriga 1997; scalar perturbations give E-mode, no B-mode; gravitational waves gives E and B-mode - I wonder about vortices in the gas given by tidal forces (A. Lasenby answered this: non-linear effect); Kovac et al. 2002 Nature; Jarosik et al. 2010(WMAP7); Komatsu et al. 2010 (WMAP7); Chiang et al. 2010 (WMAP7); QUIJOTE science goals cosmological parameters from E-mode polarization measurements; built at Teide Observatory; Teide Obs. is run by IAC (Tenerife); first step goal five polarization maps in 10 - 30 GHz to correct the 30 GHz from foreground emission and then determine the B-mode polarization; Tucci, M. et al. give the contribution of extragalactic radio sources (MN 386, 1729, 2008); discusses the contribution from spinning and magnetic dust (?); Lazarian & Draine 2000 ApJ; status of experiment; I expressed a bit of skepticism on our understanding of foreground emission, and its characteristics, such as spottiness and spectral index; I also asked about the influence of rotation of density perturbations and its effect on scattering - rotation is due to tidal forces most people think;...

## B. Cosmology with a keV DM particle

Hector J. **de Vega** (Paris): Inflation and keV DM in the standard model of the universe; out of equilibrium evolution of fast expansion, explosive particle production, see 0901.0549; inflation ends after finite number of e-folds, about 60; WMAP7 gives scale of inflation; it turns out that the scale of inflation is the GUT scale,  $0.7 \cdot 10^{16}$  GeV, nice coincidence or key?; see 0703417, 1003.6108; double well potential favored; our present universe was built from the quantum fluctuations at the end of inflation; DM distribution fct freezes out at decoupling; phase space density Q argument using Gilmore et al. 2007 and later,  $Q = \rho/\sigma^3$ ;  $Q_{today} = Q_{prim}/Z$ ; Z between 1 and a few  $10^4$ ; DM mass of particle  $m = (Z/g)^{1/4}$ , order keV; 0710.5180, 0901.0922; shows graph of  $P(k)$  for WIMPS, keV DM particles, and 10 eV DM particles,  $P(k)$  cut for keV DM particles at  $\lesssim 100$  kpc; for all larger scales irrelevant, no difference to WIMPS; argues for universal quantities, like  $M_{BH}/M_{halo}$ , surface density of DM, and DM density profiles; universal quantities may be attractors in the Poincare sense; energy scales as volume, but entropy scales as surface; satisfies Bekenstein bound (probably 1973 PRD paper); using then the surface densities gives about 2.6 keV (marginally higher for Fermions); see M.G. Walker et al. 2009 (observations), I.M. Vass et al. 2009 (simulations); his conclusion DM particle between 1.6 and 2 keV; my comment: how about the argument on sub-thermal behaviour by Mikhail Shaposhnikov (2006/2007)?; in terms of scale  $r_0$ , central density, and halo velocity dispersion WIMPS contradict data by many orders of magnitude; argues that right-handed neutrinos most natural; see Galeazzi et al 2001 PRL 86, 1978; argues the empty slot of right-handed neutrinos can be filled with keV scale right-handed neutrinos; results: a) reproduces the phase space density, b) universal galaxy profiles HdV + NoSa 2009); c) universal surface density (Hoffman et al. 2007; HdV + NoSa 2010); d) alleviates satellite problem; e) alleviates the void problem; also mentions our work, Blasi & Serpico 2009, Kashlinsky et al. 2008, Watkins et al. 2009, Lee & Komatsu 2010; HdV et al. 1004.1908, 0907.0006, 0901.0922; mentions a discrepancy in helioseismology (Asplund et al. 2009); in discussion NoSa and HdV state that Z larger for spirals than for dSphs; big debate with Komatsu, incomprehensible; Tikhonov asks about Lyman alpha constraints on DM keV particles: Salucci answers that there are problems to give quantitative bounds from Lyman alpha since the data are not very reliable; HdV says that these Lyman alpha constraints only concern the Dodelson-Widrow model of sterile neutrinos. I remember from another discussion that there is no serious problem here;...

Daniel **Boyanovsky** (Pittsburgh): keV DM particle candidates, sterile neutrinos; mentions Strigari et al.; he mentions that rh neutrinos couple only to left-handed neutrinos via a seesaw mass matrix; rh neutrinos may also solve the other problems of voids, and massive halos; mentions Kusenko & Loewenstein claim of the discovery of an emission line possibly from the decay of a rh neutrino, 0912.0552 now in ApJL; mixing angles  $10^{-4}$  to  $10^{-5}$  are necessary (see recent Kusenko review); phase space density is conserved, so  $n(t)/<p_f^2>^{3/2}$ : phase space density diminished in violent relaxation mergers!; uses then Boltzmann-Einstein equation for DM, radiation, and baryonic density; distinguishes three stages, i) relativistic free streaming, radiation dominated, ii) non-relativistic free streaming, but still radiation dominated, and iii) matter dominated, and non-relativistic free streaming; decaying (Q) and growing (P) modes; production models: A) non-resonant Dodelson-Widrow production via sterile-active mixing, B) Boson decay: scalar and vector boson decay, all with thermal distribution fct at 100 GeV; WDM acoustic oscillations at very small scales, in wavenumber  $30 (Mpc)^{-1}$  one example; program from micro to macro...

Stefan **Gottloeber** (Potsdam): Constrained Local UniversE Simulations (CLUES); nice pictures of simulations; Bolshoi simulations gives good integral mass fcts for galaxies, looks like  $M_{gal}^{-0.5}$ ; require both very large scale and also very good mass resolution - impossible of present day computers, so use nested simulations; so "constrained" local universe simulations, try to simulate the local environment of our galaxy; shows lots of nice 3D movies; mass accretion

histories of the DM halos;  $10^{10.5}$  solar masses at redshift 4, and about  $10^{12}$  today; satellites tend to enter our galaxy from preferred directions; the matter stripped from these subhalos retains a memory of that direction; cosmology with WDM: shows parallel simulations, with CDM and WDM; he concludes, that  $m_{WDM} = 1$  keV is a lower limit; HI Arecibo survey gives LF, and CDM does not fit, WDM fits - lower LF, Zavala et al. 2009; spectrum of mini-voids (Tikhonov 2009; later talk); also suggests WDM models; critical mass  $M_c$  of star formation: for halos with less mass no star formation: runs from  $10^8$  solar masses at redshift 6 to  $10^{10}$  solar masses today; make DM decay sky models, Antonio Cuesta et al.; some questions about this simulated sky map, contributions from Galactic halo, local universe; there must be an Olbers paradox for such models;...

Claudio **Destri** (Milano): Fast-roll eras in the effective theory of inflation, low CMB multipoles and a MCMC analysis of the CMB + LSS data: claudio.destri@mib.infn.it; many eqs; horizon problem; entropy of the universe dominated by photons and neutrinos; tensor-scalar ratio in generic single-field inflation; paper with Claudio D.: Boyanovsky et al. 2009 IJMPA 24; using WMAP + other data tensor to scalar ratio  $> 0.025$ , best fit 0.05; Destri-de Vega-Sanchez 0906.4102; pre-inflation stage  $\frac{1}{aH} \sim a^2/\sqrt{a^6 + const.}$  ..., slow-roll inflation stage  $\frac{1}{aH} \sim \frac{1}{a}$  ..., radiation dominated stage  $\frac{1}{aH} \sim a$  ..., matter dominated stage  $\frac{1}{aH} \sim \sqrt{a}$ ...; Destri-de Vega-Sanchez Phys. Rev. D81 (2010). Komatsu et al. ApJ 2010 CMB polarization; Ayaita et al. PRD 2010 on too few hot spots; Bennett et al. 1001.4758; Destri + HdV + NoSa PRD 78, 023013 (2008); fast roll depression sets to about 64 the number of e-folds in inflation; 1003.6108; additional explanations by NoSa;

### C. N-body Simulations

Carlos S. **Frenk** (Durham): Cosmology in our backyard: first detection possibilities for detecting of supersymmetric cold dark matter particles; a) at LHC, b) underground las, c) indirectly via decay emission; Peebles 1982, Davis et al. 1985, Bardeen et al. 19..; Sanchez et al. 2006; at really small scales the nature of DM really plays a role; non-baryonic DM candidates, a) hot, neutrino, b) warm, sterile neutrino, c) cold, axion, neutralino; free-streaming cutoff,  $10^{-6} M_\odot$  for 100 GeV WIMP; Vie et al. 2008, Boyarsky et al. 2009;  $M_{cut} \simeq \dots$ ; Davis et al. 1985 again; 30 eV neutrinos give too much clumping in simulations; warm DM gives less small structure, same large scale structure in simulations as CDM, Gao et al.; test CDM on a) structure of dark matter halos, b) number of satellites, c) remnants of merging, streams; shows movies; more massive halos and halos that form earlier have higher density, Navarro, Frenk, White 1997; there is no obvious density plateau at the center in these simulations; Springel et al. 2008; 6 different galaxy size halos simulated at varying resolution, with the highest at 15 pc softening scale, and  $> 10^9$  particles; density profile of NFW goes down to very small radii; slight but significant deviations from similarity: simulations give cuspy profiles: spike at center; but how about nature?; halo likely to be modified by the galaxy forming in it; Vikhlinin et al. 2006; central profiles of clusters are very well fitted by NFW; data from 2 to 0.01 of  $r_{500}$ ; Carlos Frenk clearly says: CDM predicts cusps; Bradac et al. 2008; to study dwarf spheroidal galaxies with Jeans eq, terms stellar density profile, radial velocity dispersion and anisotropy; assumes anisotropy zero; Milky Way dwarfs test  $\rho \sim x^{-a}$  in the limit of small radius  $x$ , all galaxies have either  $a = 0.5$  or  $a = 1$  (NFW); Strigari, Frenk, White 2010; conclusion: photometric and kinematic data for Milky Way satellites consistent with cuspy NFW profiles; he emphasizes that he is testing for cuspy profiles, he is NOT testing core-profiles; he is only testing data versus prediction, and his prediction was cusps, and finds that the data are fully consistent; NoSa contradicts him, and says CDM is more than his fits, of course also true; she emphasizes that a more complete theory fails for CDM; Carlos Frenk in turn emphasizes that he is not testing such things, he is just testing his CDM version via NFW-updates, and only to its limits, as done in the Aquarius runs; some arguments on the assumption of an-isotropy in phase space, which he does NOT use; next step in his argument sub-halos: simulations produce  $> 10^5$  sub-halos, observations detect only a few tens; argues about Strigari et al. 2008: WDM or astrophysics inside CDM halos? normal conclusion is that there is a special scale in cosmology; he argues about astrophysics, see Gao & Lovell 2011; questions: how many sub-halos make a visible galaxy; Millenium run compared with 2dF.. observations; Benson et al. 2003; SN feedback and photoionization; at high mass AGN feedback; with these two/three effects predicted mass factor comes down; Kauffmann et al. 1993, Bullock et al. 2001, Benson et al. 2002; reports about big argument with Scott Tremaine; Koposov et al. 2008; Cooper et al. 2009; Okamoto & Frenk 2009; Okamoto et al.; Irwin; compares visible satellites and dark satellites; he has reionization at redshift 9; finds a critical velocity from reionization, and that defines the critical mass which is visible, not sterile neutrino; states strongly, if CDM is right, the dark sub-halos must be there; Dandan Hu + Aq 2009, 2010; Cooper et al. 2010; Bernard Sadoulet asks about the Cornell HI Arecibo project and what Carlos Frenk predicts; life is complicated is the answer; his main point is that CDM cannot so easily be ruled out;

Gerard (Gerry) F. **Gilmore** (Cambridge): DM on small astrophysical scales: where are we with dwarf spheroidal

galaxies? a) sizes, b) ages/chemical abundances/first stars, c) kinematics, d) masses; Sgr dSph (Ibata et al. 1995) proves that late minor merging occurs in MW, but not dominant in evolution of MW except ion outer halo  $> 25$  kpc; Oh et al., de Blok et al. 2008; states “cusped DM is very hard to find”; Kuijken & Gilmore 1989, 1991 remains the only experimental determination of DM density; satellite number problem, Moore et al 1999; one can limit feedback from chemical enrichment data; Belokurov et al. 2006a; Governato et al. 2010; updated field of streams; update from Gilmore et al. 2007; absolute magnitude versus half-light-radius show globular clusters versus small galaxies : show clear gap; Belokurov et al. 2009, 2010; chemistry? big scatter from single SNe? metallicity depletion and energy feedback connects clearly to gas loss; Wyse & Gilmore 1993; shows diagram of O/Fe versus Fe/H to distinguish the various IMFs and SNe; Kobashi et al. 2006; Ruchti et al 2010; dSphs vs MW abundances, halo/thick disk is NOT dSph graveyard; Koch et al. 2008; Shetrone et al. 2008; Frebel et al. 2009; Aoki et al. 2009; ...; metallicity luminosity relation: Norris, Gilmore et al. 2010a, b, .; dispersion in metallicity increases as luminosity decreases- consistent with stochastic inhomogeneous enrichment, gentle feedback; significant stripping ruled out; Wyse & Gilmore 1995; Edvardsson et al. 1993; G-dwarf problem? Nomoto, Komatsu et al stellar evolution of zero heavy element stars; finds Carbon rich extremely metal-poor stars! stars in dSphs are younger, and have different chemistry than the halo and thick disk stars; Strigari et al. 2008 Nature diagram extended to  $10^{2.5} L_{\odot}$ ; shows Fe/H, M/L and mass within 300 pc across  $10^{2.5}$  to  $10^{7.5} L_{\odot}$ ; determines the true velocity dispersion of some systems to be of order 3 km/s; many velocity dispersions of order 5 km/s: clear implication, that this cannot be due to temperature effects, too cold; stellar density increases; Walker et al. 2006, 2009, Gilmore et al.; Koch, GG et al. 2007; cored and cusped halo profiles fit almost equally well! cores slightly favored, but not conclusive; playing on anisotropy of phase space; reminds that the use of the Jeans equation assumes a given velocity dispersion profile - hat is the key mistake in using this eq (essentially hydrostatic equilibrium for a stellar distribution); now they use velocity distribution fcts; Wu & Tremaine 2006, Wu 2007, Lukas 2002 + 2005, Wilkinson et al. 2002; dispersion profile as test - positive; Conclusions: a) minimum physical scale for galaxies, half light radius  $> 100$  pc, b) cored (?) profiles, with similar low mean mass densities  $\sim 0.1 M_{\odot}/pc^3$  phase space density fairly constant , maximum for galaxies, are the the first halos? c) pre-galactic abundances;... long discussion between Carlos Frenk and Gerry Gilmore;... at tea/coffee had a discussion with GG: he confirmed that his key work was on the reionization and feedback argument for small galaxies, and his work demonstrates that a) the velocity dispersion for many is smaller than a temperature effect can reproduce, and b) that the required star formation history for the feedback argument fails; these small galaxies do show a special mass scale;... they show a mass distribution, and this distribution peaks around  $5 \cdot 10^7 M_{\odot}$ ;..

#### D. Galaxy data

Paolo **Salucci** (Trieste): Universality properties in galaxies and cored density profiles (cores  $\rightarrow$  no spike); 1996 MN, 2007 MN, 2009 MN; shows diagram central surface brightness vs magnitude; fraction of luminosity versus fraction of radial scale universal profile for spirals; no DM in the innermost regions of galaxies; giant ellipticals: no DM at center, velocity dispersion not controlled by DM; the slope of  $d\log V/d\log R$  is crucial: the slope measures the presence of DM; introduces the details of his “Universal Rotation Curve (URC)”; Burkert profile provides excellent fit, better than NFW; halo mass fct  $\sim M_h^{-1.84} dM_h$ ; tries out his parametrization on galaxy ESO 116-... and Burkert fits best; 50 objects investigates, NFW inconsistent; DDO47 also does not work with NFW; length scale of galaxy correlates with core radius, Donato et al. 2004; central baryonic surface density constant among galaxies (Gentile et al. 2009 Nature); shows some amazing colorful movies to illustrate things; Carlos Frenk defends the NFW work; Paolo S. points out that some of his work was done and published before NFW (1997); long debate on core vs cusp (density spike), between Carlos Frenk and NoSa + HdV;... Before start discussion with Paolo Salucci on the history of the arguments about rotation curves; suggested that many early papers misleading in the sense, that there was an argument only on invisible matter, not on any cosmological contribution. Even Zwicky (1933) talked about baryonic missing matter, like Oort 1932.

Stacy S. **McGaugh** (Maryland): Baryon content of cosmic structures and its relation to DM;  $\Omega_b = 0.042$ , and  $\Omega_m = 0.24$ , but structure? average ratio 0.17; McGaugh et al. 2010: clusters dominant baryons gas  $\sim 10^{14} M_{\odot}$ , groups stars?  $10^{13} M_{\odot}$ , ellipticals stars  $10^{13} M_{\odot}$ , spirals, gas rich late spirals, dSph satellites; clusters may have less than the global average in baryonic fraction  $f_b$ ; Giodini et al. 2009;  $f_b$  for stars increase with lower mass clusters, while the dominant gas  $f_b$  decreases with lower mass towards groups, where the two fractions overlap; spirals stars, atomic gas, molecular gas, Young & Knezek 1989, McGaugh & Blok 1997; molecular gas tricky, he uses scaling relation (if CO, bad); NGC2403 Fraternali et al.; Lund et al. 2006; Xue et al. 2008; Sellwood & McGaugh 2005; total mass of Galaxy  $1.2 \cdot 10^{12} M_{\odot}$ ; McGaugh 2004, 2005; baryonic Tully-Fisher relation; ellipticals faber-Jackson relation; he ignores gas in groups, says too little known (my comment: we detected hot gas in groups almost 30 years ago, and published in ApJL; in one case it was a lot of gas, NGC5846); Stark et al. 2009, Trachternach et al. 2009; Kuzio de Naray et al.

2006, 2007, etc); local dwarf data Walker et al. 2009, Mateo et al. 1998, Martin et al. 2008;  $m_b \not\sim M_{500}$ ; various models 2010, Trujillo-Gomez et al., De Rossi, unreadable; detected baron fraction declines with decreasing total mass; stellar mass fraction peaks between  $10^{12}$  and  $10^{13} M_\odot$ ; galaxies suffer a baryon deficit problem; could be molecular, see Pfenniger & Combes; Pfenniger & Revaz 2005; Hoekstra et al. 2001; Pederson et al; Anderson & Bregman 2010; McGaugh & Wolf 2010; reionization does not seem to work; best bet ?? maybe gas (just as Jerry Ostriker says);

Asantha **Cooray** (Irvine, he): First large scale structure and cosmological results from ATLAS and HerMES surveys with the Herschel Observatory (came out a few days ago): shows many maps with very high angular resolution in multiple-color, three long wavelength FIR;  $L(CO, Arp220) \simeq 10^8 L_\odot$ ; achieved instrument noise in repeated 30 arcsec beam about 10 mJy/beam (Nguyen et al. 2010); SPIRE instrument noise = confusion noise in 2 repeat scans; at 2 micron and at 200 micron the same  $W m^{-2} sr^{-1}$ , so same energy density; SPIRE source counts at 250 micron Oliver et al. 2010; Xu et al. 2003, Lagache et al. 2004, Negrello et al. 2007, Le Borgne et al. 2009, Pearson et al. 2009, Rowan-Rowinson 2009, Valiante et al. 2009, ..., number counts of bright galaxies (ULIRGS+) over-predicted by models; source counts reach 80 percent of BG at 250 micron, 80 percent at 350 percent, and 85 percent of 500 micron, using counts,  $P(D)$  analysis, and stacking; colors generally spread redder than models predict, so colder dust or higher redshift (as we argued); the most likely explanation, he says, is actually high redshift; Gruppioni et al. 2010; Eales et al. 2010; starbursts dominate at high  $L$  and high  $z$ ; Elbaz et al. 2010; L. Shao 2010; argument that starburst and AGN luminosities coupled by mergers (sure.); Amblard et al. 2010; Dowell et al. 2010; Zemcov et al. 2010; Cooray et al. 2010; bulk of far-IR bg produced by milky-way like halos at redshifts 1 to 3; special A&A issue on Herschel out; ESA first results symposium talks online; Cooray et al. 2010;

Anton **Tikhonov** (St. Petersburg): Sizes of mini-voids and the Tully-Fisher relation in the Local Volume; another CDM overabundance problem and its possible solution; compares spectrum of void sizes in Local Volume sample with simulations; Karachentsev et al. 2007, 2004; Tikhonov & Klypin 2009; Tully et al. 2008 ApJ; defines cumulative void fct; Tikhonov & Karachentsev 2007 as a fct of void size, about 1 at 1 Mpc, and about 0.2 at 4 Mpc, all in Local Volume (maybe volume fraction of voids above a certain size); the observed void fct disagrees strongly with LCDM simulations, theory a factor of 10 more than observed; Makarov & Karachentsev 2010; Afanasiev & Moiseev 2005; Begun et al. 2006; possible solutions: a) hundreds of dSphs or LSBs still to find, b) dwarf galaxies are hosted by significantly more massive halos, c) dwarf formation was suppressed, d) LWDM, truncation of scales,  $m_{DM} \simeq 1$  keV;... Chengalur & Begum (GMRT);

## E. Evidence for DM and Massive star explosions

**PLB** (Bonn, Tuscaloosa): Dark matter has been detected since 1933 (Zwicky) and basically behaves like a non-EM-interacting gravitational gas of particles. From particle physics Supersymmetry suggests with an elegant argument that there should be a lightest supersymmetric particle, which is a dark matter candidate, possibly visible via decay in odd properties of energetic particles and photons: Observations have discovered i) an upturn in the CR-positron fraction (Pamela: Adriani et al. 2009 Nature), ii) an upturn in the CR-electron spectrum (ATIC: Chang et al. 2008 Nature; Fermi: Aharonian et al. 2009 AA), iii) a flat radio emission component near the Galactic Center (WMAP haze: Dobler & Finkbeiner 2008 ApJ), iv) a corresponding IC component in gamma rays (Fermi haze: Dobler et al. 2010, Su et al. 2010 arXiv), v) the 511 keV annihilation line also near the Galactic Center (Integral: Weidenspointner et al. 2008 NewAR), and most recently, vi) an upturn in the CR-spectra of all elements from Helium (CREAM: Ahn et al. 2009 ApJ, 2010 ApJL; for H and He the upturn has been confirmed by Pamela, shown at the COSPAR meeting July 2010). All these features can be quantitatively explained with the action of cosmic rays accelerated in the magnetic winds of very massive stars, when they explode (Biermann et al. 2009 PRL, 2010 ApJL), based on well-defined predictions from 1993 (Biermann 1993 AA, Biermann & Cassinelli 1993 AA, Biermann & Strom 1993 AA, Stanev et al 1993 AA). While the leptonic part of these observations may be explainable with pulsars and their winds, the hadronic part clearly needs very massive stars, such as Wolf-Rayet stars, their winds and their explosions. What the cosmic ray work (Biermann et al., from 1993 through 2010) shows, that allowing for the magnetic field topology of Wolf Rayet star winds (see, e.g. Parker 1958 ApJ), both the leptonic and the hadronic part get readily and quantitatively explained, close to the predictions, without any significant free parameter, so by Occam's razor the Wolf-Rayet star wind proposal is much simpler. This allows to go back to galaxy data to derive the key properties of the dark matter particle: Work by Hogan & Dalcanton (2000 PRD, 2001 ApJ), Gilmore et al. (from 2006 MNRAS, 2007 ApJ, etc.), Strigari et al. (2008 Nature), Gentile et al. (2009 Nature); work by Boyanovsky et al. (2008 PRD), de Vega & Sanchez (2010 MNRAS) clearly points to a keV particle. A right-handed neutrino is a candidate to be this particle (e.g. Kusenko & Segre 1997 PLB; Fuller et al. 2003 PRD; Kusenko 2004 IJMP; for a review see Kusenko 2009 PhysRep; Biermann & Kusenko 2006 PRL; Stasielak et al. 2007 ApJ; Loewenstein et al. 2009 ApJ; Loewenstein



& Kusenko 2010 ApJL): This particle has the advantage to allow star formation very early, near redshift 80, and so also allows the formation of supermassive black holes, possibly formed out of agglomerating massive stars in the gravitational potential of a dark matter clump; the stellar wind limit derived by Yungelson et al. 2008 AA does not apply for stars at near zero heavy elements, since such stars have weak winds. Black holes in turn also merge, but in this manner start their mergers at masses of a few million solar masses; the mass is given by the instability of stars at such a mass due to General Relativity and radiation effects. This readily explains the supermassive black hole mass function as the result of mergers between black holes. The corresponding gravitational waves are not constrained by any existing limit, and could have given a substantial energy contribution at high redshift. Our conclusion is that a right-handed neutrino of a mass of a few keV is the most interesting candidate to constitute dark matter. A consequence should be Lyman alpha emission and absorption at around a few microns; corresponding emission and absorption lines might be visible from molecular Hydrogen  $H_2$  (Tegmark et al. 1997 ApJ) and  $H_3$  (Goto et al. 2008 ApJ) and their ions, in the far infrared and sub-mm wavelength range. The detection at very high redshift of massive star formation, stellar evolution and the formation of the first super-massive black holes would constitute the most striking and testable prediction of this specific dark matter particle proposal. Questions about massive stars, and about the other right-handed neutrinos; I emphasized I) the arguments from CR physics, so debunking DM decay arguments, and II) the very early star formation, which should be testable by observation, and would be a phantastic discovery.

Bernard **Sadoulet** (Berkeley): Direct detection of dark matter: Why WIMPS? future of direct detection? dark matter could be due to new physics at the TeV scale;  $\Omega_m h^2 = 10^{-26.6} cm^2/\sigma v = 0.12 \Rightarrow \sigma = \alpha^2/M_{ZW}^2$  points to WZ scale at point, when going non-relativistic; WIMPS;  $\Lambda$  CDM is still alive; halo WIMP scattering, annihilation products; LHC detection; elastic scattering in halo, energy deposition a few keV; signal nuclear recoil; bg electron recoil; estimated rate 1 event per kg per month; should show annual modulation (but would several thousand events); typical plot cross-section versus mass of WIMP in log-log; various experiments give exclusion regions, January 2009 compilation by Jeff Filippini, Savage et al.; DAMA claim April 2008 still stands: if WIMPS exist, we expect a modulation in event rate - DAMA claims to have seen it; DAMA claims 3 keV peak cannot be fully explained by  $^{40}K$  escape peak; Bernard Sa states: “not a WIMP, incompatible with other experiments”; 0907.1438; DAMA modulation is proportional to bg, very disturbing; other criticism “not blind analysis”; nobody finds the result plausible enough to repeat the experiment; conclusion: a different team has to repeat the experiment at the South Pole (e.g.); CDMS II Dec 2009: ionization + a-thermal photons; CDMS bind analysis: timing discrimination to find two events; result in Science Feb 12, 2010; CDMS vs. EDELWEISS; EDELWEISS presented results July 18, last Sunday: one event of interest in nuclear recoil region; new results from “Xenon 100” May 2010: exclusion limit similar to CDMS; Savage et al. 1006.0972; Hooper et al. 1007.1005; new system using metastable detectors, so energy deposit creates bubble, or else; many various detection techniques, like liquid Argon; there approaches: a) LHC, b) laboratory, c) cosmos;

Felix **Mirabel** (Saclay - Buenos Aires): Cosmic evolution of stellar BHs and the end of the dark ages; dark ages count from 400,000 years  $< 10^9$  years; asking about reionization of the universe (Madau, Rees, Volonteri et al. 2004; Loeb et al. and many others); he proposes as a working hypothesis that BH high mass X-ray binaries may have played a complementary role, to that of their massive stellar progenitors in the process of the reionization of the universe (fits my ideas, only I use an even higher redshift perhaps); talks about stellar forensics, wonders about the implosion of massive stars without SNe; Heger et al. 2003, Georgy et al. A&A 502, 611 - 622 (08/2009), Mapelli et al. 2010, Fryer 1999; the BHs in low mass galaxies have larger mass than those in our Galaxy; Zampieri & Roberts 2009, Pakull et al. 2020, King et al. 2001; the occurrence rate of ULXs with  $M_{BH} > 30 M_\odot$  per unit galaxy mass in starburst galaxies is a decreasing fct of the metallicity of the host galaxy; example ULXs in the Cartwheel galaxy (Gao et al. 2007); Rappaport et al. 2010 on Arp147; massive stars of high metallicity end as neutron stars rather than BHs; Mirabel et al. 1999, Vrba et al. 2000, Davies et al. 2009, Munro et al. 2006, Davies et al. 2009; progenitors of core-collapse SNe have masses  $< 20 M_\odot$ , Smartt et al ARAA 2009, Smith et al. 2010; Mirabel & Irapuan Rodrigues 2001 - 2009; assumption: if BH binaries have no anomalous motion they must have been formed without energetic SN kick; for such an exercise it is necessary to determine the space motion of such systems: Mirabel et al. 1992, Mirabel & Rodriguez 1994, Dhawan et al. 2007; shows the Galactic trip of Sco X-1 (Mirabel & Rodrigues 2003); two run-away BHs Mirabel et al. 2001 Nature, Israelian et al. 1999 Nature; suggests that the  $10 M_\odot$  BH in Cyg X-1 was born in the dark (Mirabel & Rodrigues 2003 Science); gives the number of about  $10^8$  stellar BHs in the Galaxy; GRS1915+105 and V404 Cyg have BHs with  $> 10 M_\odot$  and have small velocities, especially small vertical velocity components; hosts of LLGRBs are small Irr galaxies, Fruchter et al. 2006 Nature, and Mirabel et al. 2003, Levesque et al. 2010; suggests that the fraction of BHs should increase with redshift; Turk et al. 2009 Science, Krumholz et al. 2009 Science, Stacy et al. 2010 ApJ; Pop II stars were multiple systems dominated by binaries with  $10 - 100 M_\odot$ ; a GRB at  $z = 8.2$  has similar properties to GRBs at lower redshift, Salvaterra et al. 2009 Nature; HST galaxies at  $z = 8 - 9$  are photon starved to reionize the universe; unless there are small galaxies below detection, top heavy

IMF (Lorenzoni et al., Bouwens et al. 2010 (my comment: that fits our ideas, expressed in Caramete & Biermann 2010); estimates the number of ionizing photons from the microquasar to be about 3 times that of the progenitor star (Mirabel et al. work in progress); microquasars ionize multiple times due to the energetic photons (similar to our argument in Biermann & Kusenko 2006 PRL, then for DM rh neutrino decay); conclusion: a large proportion of stellar BHs important for reionization;.. I comment with our BH paper (2010 arXiv), and suggest to go even further (agglomerating massive stars in a group inside a DM halo clump all the way to make BHs of a million  $M_{\odot}$ );

## F. The near future: PLANCK

Paolo **Natoli** (Rome), report for Reno Mandolesi (Bologna): The Planck Satellite: first fluctuation and GW generator, later fluctuation amplifier, but GW dissipator; 436 days since launch, 100 percent of sky covered; about half the sky has been covered twice; the currently approved mission operation will cover > four sky surveys, until the end of the cold phase (Nov 2011); now end of cryo-lifetime expected to end of Jan 2012; lots of technical details; he suddenly mentions that PKS 1222+21 = 4C21.35 jumped up by a huge factor at TeV; they see every single flat spectrum radio source;... one wonders how many there are...(my comment: down to 0.25 Jy one every two degrees at 5 GHz even; S51803+78 is flat from 5 GHz to 60 microns);...

## G. Conclusion

Norma G. **Sanchez** (Paris): Predictions of the effective theory of inflation and keV dark matter in the standard model of the universe: Baryonic matter 4.6 percent, DM 23.4 percent, 72 percent DE; matter-DE equality at  $z \simeq 0.47$ ; end of inflation  $z \simeq 10^{29}$ ; EW phase transition  $z \simeq 10^{15}$ ; QCD phase transition  $z \simeq 10^{12}$ ; BBN  $z \simeq 10^9$ ; DM outside standard model of particle physics; DE described by cosmological constant  $\Lambda$ ; during inflation the universe expands by  $e^{62} \simeq 10^{27}$ ; inflation lasts  $10^{-36}$  s and ends by  $z \simeq 10^{29}$ ; energy scale, when inflation starts is about  $10^{16}$  GeV, about GUT scale; Planck time  $10^{-44}$  s; fast roll inflation  $10^{-39}$  to  $10^{-38}$  s, slow roll inflation  $10^{-38}$  s to  $10^{-36}$  s; fast roll inflation suppresses the CMB quadrupole; Boyanovsky et al. 2006 PRD 74, 123006;  $z \simeq 10^{56}$  at beginning of inflation; compares inflation with semi-classical quantum gravity a la Hawking; compares also BH evaporation with cosmic inflation, inverse; suggests that string temperature is a quantum gravity concept; Destri et al. 2008 PRD 77, 043509;  $r$  is tensor to scalar perturbation ratio, so a measurement of the primordial gravitons, lower bound  $> 0.016$  at 98 % C.L.,  $> 0.049$  at % C.L., 0.055 most probable level; MCMC stands for Monte-Carlo-Markoff-Chain = MCMC, and is a method of analysis; basically predictions for WMAP9 and PLANCK: Burigana et al. (incl. NoSa + HdV) 1003.6108;  $0.028 < r < 0.116$  at 95 % C.L., best value at 0.04, tilt  $n_s = 0.9608$ . For dark matter distinguishes (a) particle physics, (b) astrophysics, (c) numerical simulations: and b as well as b and c do not agree; answers in their papers: 2008 to 2010, PRD, MNRAS and astro-ph; her expression:  $0.45 \cdot 10^3 M_{\odot} < M_J(z) (1+z)^{-3/2} < 0.45 \cdot 10^7 M_{\odot}$ : based on Biermann & Kusenko 2006 I conclude for  $z = 100$  this gives  $10^{5.65} M_{\odot} < M_J < 10^{9.65} M_{\odot}$ ; interesting for massive star clumps; if I take the geometric average, I get  $10^{7.76} M_{\odot}$ , then  $10^{-1}$  for baryonic matter, so  $10^{6.76} M_{\odot}$ , so just what you need to make a massive star clump; good to make the first SMS BHs, necessary near  $10^6 M_{\odot}$ ;...

My conclusion: Things are beginning to hang together, and we can now make quite specific predictions as a consequence of the keV DM model. If the right-handed neutrino were this particle, star formation and the first super-massive black holes could be formed quite early, possibly earlier than redshift 50. A confirmation would be spectacular.

## Acknowledgements

PLB would like to thank G. Bisnovatyi-Kogan, J. Blümer, R. Engel, T.K. Gaisser, L. Gergely, G. Gilmore, A. Heger, G.P. Isar, P. Joshi, K.H. Kampert, Gopal-Krishna, A. Kusenko, N. Langer, M. Loewenstein, I.C. Mariş, S. Moiseenko, B. Nath, G. Pavalas, E. Salpeter, N. Sanchez, R. Sina, J. Stasielak, V. de Souza, H. de Vega, P. Wiita, and many others for discussion of these topics.

- Adriani, O., et al. (Pamela Coll.), *Nature* **458**, 607 - 609 (2009); arXiv 0810.4995
- Aharonian, F., et al., (H.E.S.S.-Coll.), *Astron. & Astroph.* **508**, 561 - 564 (2009); arXiv:0905.0105
- Ahn, H.S. et al. (CREAM-Coll.), *Astrophys. J.* **707**, 593 - 603 (2009); arXiv:0911.1889
- Ahn, H.S. et al. (CREAM-Coll.), *Astrophys. J. Letters* **714**, L89 - L93 (2010); arXiv:1004.1123

- Biermann, P.L., *Astron. & Astroph.* **271**, 649 (1993) - paper CR-I; astro-ph/9301008
- Biermann, P.L., & Cassinelli, J.P., *Astron. & Astroph.* **277**, 691 (1993) - paper CR-II; astro-ph/9305003
- Biermann, P.L., & Strom, R.G., *Astron. & Astroph.* **275**, 659 (1993) - paper CR-III; astro-ph/9303013
- Biermann, P.L., 23rd ICRC, in Proc. “Invited, Rapporteur and Highlight papers”; Eds. D. A. Leahy et al., World Scientific, Singapore, p. 45 (1994)
- Biermann, P. L., Becker, J. K., Meli, A., Rhode, W., Seo, E.-S., & Stanev, T., *Phys. Rev. Letters* **103**, 061101 (2009); arXiv:0903.4048
- Biermann, P.L., Becker, J.K., Caceres, G., Meli, A., Seo, E.-S., & Stanev, T., *Astrophys. J. Letters* **710**, L53 - L57 (2010); arXiv:0910.1197
- Bisnovatyi-Kogan, G. S., *Astron. Zh.* **47**, 813 (1970)
- Bisnovatyi-Kogan, G. S., Moiseenko, S. G., *Chinese J. of Astron. & Astroph. Suppl.* **8**, 330 - 340 (2008)
- Chang, J., et al. *Nature* **456**, 362 (2008)
- Dobler, G., Finkbeiner, D.P., *Astrophys. J.* **680**, 1222 - 1234 (2008); arXiv:0712.1038
- Dobler, G., Finkbeiner, D. P., Cholis, I., Slatyer, T. R., Weiner, N., eprint arXiv:0910.4583 (2009)
- Gopal-Krishna, Peter L. Biermann, Vitor de Souza, Paul J. Wiita, in press *Astrophys. J. Letters* (2010); arXiv:
- Schlickeiser, R., Ruppel, J., *New Journ. of Phys.* **12**, 033044 (2010); arXiv:0908.2183
- Stanev, T., Biermann, P.L. & Gaisser, T.K., *Astron. & Astroph.* **274**, 902 (1993) - paper CR-IV; astro-ph/9303006
- Stawarz, L., Petrosian, V., & Blandford, R.D., *Astrophys. J.* **710**, 236 - 247 (2010); arXiv:0908.1094
- Weidenspointner, G., et al. *New Astron. Rev.* **52**, 454 - 456 (2008)

## VI. PHOTOS OF THE COLLOQUIUM

Photos of the Colloquium are available at:

<http://www.chalonge.obspm.fr/colloque2010.html>



FIG. 16: The original Chalonge spectrograph at the Grande Galerie





FIG. 17: At the Salle du Conseil

## VII. LIST OF PARTICIPANTS

ARKHIPOVA Natalia, Astro Space Center of Lebedev Physical Institute, Moscow RUSSIA  
 ASLANYAN Petros, Joint Institute For Nuclear Research, LHEP Dubna RUSSIA  
 BHADRA Arunava, University of North Bengal Siliguri INDIA  
 BIERMANN Peter L., MPIfR Bonn Germany and UA Tuscaloosa, AL, USA  
 BIESIADA Marek, Institute of Physics, University of Silesia, Katowice POLAND  
 BLAU Steve, American Institute of Physics, College Park, Maryland USA  
 BLUHM Robert, Colby College, Waterville USA  
 BONIFACIO Paolo, University of Aberdeen, Aberdeen UK  
 BOYANOVSKY Daniel, University of Pittsburgh, Dept of Physics & Astronomy, Pittsburgh, PA USA  
 BRADU Pascal, Ecole Polytechnique, Palaiseau FRANCE  
 BUCHARD Albert, IBENS (ENS), Paris FRANCE  
 BURDE Georgy, Ben-Gurion University of the Negev, Sede-Boker Camp ISRAEL  
 CALABRESE Erminia, University of Rome "La Sapienza", Rome ITALY  
 CEA Paolo, Dipartimento di Fisica di Bari & INFN di Bari, Bari ITALY  
 CHARGUI Yassine, Faculty of Sciences of Tunis, Tunis TUNISIA



FIG. 18: On the Terrasse of the Observatoire

CHAUVINEAU Bertrand, Observatoire de la Côte d'Azur, Grasse FRANCE

CHEN Xuelei, National Astronomical Observatories, Chinese Academy of Sciences, Beijing CHINA

CHO Inyong, Seoul National University of Technology, Seoul SOUTH KOREA

CIOBANU Nelly Institute of Applied Physics, Academy of Sciences, Chisinau MOLDOVA

CNUDE Sylvain, Observatoire de Paris LESIA Meudon, FRANCE

COLLINS Hael, Niels Bohr International Academy, Copenhagen DENMARK

COMIS Barbara, "Sapienza", University of Rome, Roma ITALY

COORAY Asantha, University of California, Irvine Irvine USA

COSMAI Leonardo, Universit di Bari & INFN Sezione di Bari, Bari ITALY

DE VEGA Hector J., UPMC Paris VI LP THE Jussieu & CNRS, Paris FRANCE

DECHELETTE Typhaine, IAP, Paris FRANCE

DESTRI Claudio, Univ Milano-Bicocca-INFN Dipt di Fisica G Occhialini, Milano ITALY

DOKUCHAEV Vyacheslav, Institute for Nuclear Research of the Russian Acad, Moscow RUSSIA

DUMIN Yurii IZMIRAN, Russian Academy of Sciences Troitsk, Moscow RUSSIA

EASSON Damien, Arizona State U. and IPMU, U. of Tokyo, Tokyo JAPAN

ECHAURREN Juan, Codelco Chile, North Division, Calama CHILE

FABRETTI Alexandre, University Paris VI, Paris FRANCE





FIG. 19: The chocolate fountain

FALVELLA Maria Cristina, Italian Space Agency & MIUR-Direzione Generale Ricerca, Rome ITALY  
 FLIN Piotr Jan Kochanowski, University, Institute of Physics, Kielce POLAND  
 FREITAS DINIZ Edgard, National Institute for Space Research - INPE, So Jos BRAZIL  
 FRENK Carlos S., Center for Computational Cosmology- Univ of Durham, Durham UNITED KINGDOM  
 GHODSI Hoda, University of Glasgow, Glasgow UNITED KINGDOM  
 GHOSH Shubhrangshu, IIA Academia Sinica, Taipei TAIWAN  
 GILMORE Gerard F., Institute of Astronomy, University of Cambridge, Cambridge UNITED KINGDOM  
 GIOCOLI Carlo ZAH/ITA University of Heidelberg, Heidelberg GERMANY  
 GOLDMAN Itzhak, Afeka College , Department of Exact Sciences, Tel Aviv ISRAEL  
 GOTTLÖBER Stefan, Astrophysikalisches Institut Potsdam, Potsdam, GERMANY  
 HANZEVACK Emil, College of William & Mary, Williamsburg USA  
 HASHIM Norsiah, University of Malaya, Kuala Lumpur MALAYSIA  
 IVANOV Mikhail, Sternberg Astronomical Institute, M.V.Lomonosov, Moscow RUSSIA  
 JOURNEAU Philippe, Discinnet Labs, Puteaux FRANCE  
 KAHNIASHVILI Tina, Carnegie Mellon University, Pittsburgh, PA USA



KAMIYA Noriaki, University of Aizuwakamatsu, Aizuwakamatsu JAPAN  
 KARCZEWSKA Danuta, University of Silesia, Katowice POLAND  
 KHADEKAR Goverdhan, RTM Nagpur University, Nagpur Nagpur, INDIA  
 KOMATSU Eiichiro, University of Texas at Austin, Dept of Astronomy, Austin USA  
 KOSTRO LUDWIK, University of Gdansk, Gdansk POLAND  
 KRAWIEC Adam, Jagiellonian University, Krakow POLAND  
 LASENBY Anthony, Cavendish Laboratory, Astrophysics Group, Univ. Cambridge, UNITED KINGDOM  
 LETOURNEUR Nicole, Observatoire de Paris LESIA Meudon, Meudon FRANCE  
 LI Nan, National Astronomical Observatories, Chinese Acad. Sciences, Beijing CHINA  
 LIMA NETO Gastao, IAG - Universidade de So Paulo, So Paulo BRAZIL  
 LIN Hai, University of Santiago de Compostela, Santiago de Compostela SPAIN  
 Mc GAUGH Stacy, University of Maryland, College Park Maryland USA  
 MEHTA Kushal, University of Arizona, Steward Observatory, Tucson USA  
 MIRABEL Félix, CEA-Saclay, France & IAFE-Buenos Aires, ARGENTINA and Gif-sur-Yvette FRANCE  
 MOSKALIUK Stepan, Bogoliubov Institute for Theoretical Physics of NA, Kiev UKRAINE  
 MUSAKHANYAN Viktor, Gavar and HayBusak Universities, Yerevan ARMENIA  
 MUSSA Atifah, University College London UCL, London UK  
 NATOLI Paolo, Università Roma 2 Tor Vergata and ASI Science Data Center, Frascati ITALY  
 NOH Hyerim, Korea Astronomy and Space Science Institute, Taejon KOREA  
 ORANI Stefano, Imperial College London, London UK  
 PAGANO Luca, University of Rome "Sapienza" ,Roma ITALY  
 PANDOLFI Stefania, University of Rome "La Sapienza" , Rome ITALY  
 PANDYA Aalok, Department of Physics, University of Rajasthan, Jaipur INDIA  
 PANKAJ Kumar, IGIDR, Mumbai Mumbai INDIA  
 PARISI Maria Florencia ,Facultad de Matematica, Astronomia y Fisica, Univ Córdoba ARGENTINA  
 PEA SUAREZ Vladimir Jearim, Universidad Industrial de Santander, Bucaramanga COLOMBIA  
 PILO Luigi, University of L'Aquila and INFN, L'Aquila ITALY  
 RAMON MEDRANO Marina, Universidad Complutense Dept Fisica Teorica, Madrid SPAIN  
 REALDI Matteo, Department of Physics, University of Padua, Padua ITALY  
 REBOLO Rafael, Instituto Astrofisico de Canarias, Tenerife Tenerife SPAIN  
 RICOTTI Massimo, University of Maryland, College Park USA  
 ROBLES Sandra, Universidad Autonoma de Madrid, Madrid SPAIN  
 ROCHUS Pierre, Universit de Lige, Centre Spatial de Lige, Lige, BELGIUM  
 RODRIGUEZ Ivan, Cinvestav Mexico, D.F. MEXICO  
 ROMANO Antonio Enea, Yukawa Institute Theoretical Physics, Kyoto JAPAN  
 RUIZ Andres Nicolas, Institut de Astronomia Teorica y Experimental (IATE), Cordoba ARGENTINA  
 SABBATINI Lucia, University of Roma Tre, Dept. of Physics, Roma ITALY  
 SADOULET Bernard ,Particle Cosmology Group, University of California, Berkeley USA  
 SALUCCI Paolo, SISSA-Trieste- Astrophysics Group, Trieste ITALY

SANCHEZ Norma G., Observatoire de Paris LERMA and CNRS, Paris FRANCE

SEVELLEC Aurelie, Observatoire de Paris LESIA Meudon, Meudon FRANCE

SMOOT George, LNBL-Univ California and Univ Paris Denis Diderot, Berkeley and Paris USA

SOARES Ivano Damiao, Centro Brasileiro de Pesquisas Fisicas - CBPF/MCT, Rio de Janeiro BRAZIL

SORENSEN Peter, LLNL, Livermore USA

STARIKOVA Svetlana, Department of Astronomy, University of Padova, Padua ITALY

STIVOLI Federico, INRIA, Paris FRANCE

SUCIU Oana Elena, Faculty of Physics and Faculty of Mathematics, Bab Cluj-Napoca ROMANIA

SZYDLOWSKI Marek, Jagiellonian University, Krakow POLAND

TABATABAEI Seyed, Alireza Queen Mary, University of London, London UK

TARTAGLIA Angelo, Politecnico di Torino, Torino ITALY

TEDESCO Luigi, Dipartimento di Fisica di Bari and INFN di Bari, Bari ITALY

THOMAS Daniel, Imperial College, London UK

TIKHONOV Anton, Saint-Petersburg State University, Astronomical Institute, Saint-Petersburg RUSSIA

TING Yuan Sen, Ecole Polytechnique Paris, Palaiseau FRANCE

TRINIDAD Rodrigo, Universidad de San Carlos de Guatemala, Guatemala GUATEMALA

TURZYNSKI Krzysztof, Institute of Theoretical Physics, University of Warsaw, Warsaw POLAND

UNGKU Ferwani Salwa, University of Malaya, Kuala Lumpur MALAYSIA

URTADO Olivier, Orsay M1, Astrophysique, Versailles FRANCE

VAZQUEZ-MATA Jose Antonio, University of Sussex, Brighton UK

VERMA Murli Manohar, Department of Physics, Lucknow University, Lucknow INDIA

VAN ELEWYCK Veronique, APC - Universit Paris 7, Paris FRANCE

VISHWAKARMA Ram Gopal, University of Zacatecas, Zacatecas MEXICO

VON KNOP Jan Heinrich Heine, University Düsseldorf, Düsseldorf GERMANY

WAGSTAFF Jacques, Lancaster University, Lancaster ENGLAND

WANDELT Benjamin, Institut d'Astrophysique de Paris, Paris FRANCE

WANG Xiang-Yu, Department of Astronomy, Nanjing University, Nanjing CHINA

XU Xiaoying, Steward Observatory, University of Arizona, Tucson USA

ZANINI Alba, INFN Sezione di Torino, Turin ITALY

ZIAEPOUR Houri, Max-Planck Institute für Extraterrestrische Physik, Garching b. München, GERMANY

ZIDANI Djilali, Observatoire de Paris - CNRS, Paris FRANCE

ZOLOTKHIN Ivan, Observatoire de Paris and Sternberg Astr. Inst., Paris FRANCE