

# Direct measurement of the hole-nuclear spin interaction in single quantum dots

E. A. Chekhovich<sup>1</sup>, A. B. Krysa<sup>2</sup>, M. S. Skolnick<sup>1</sup>, A. I. Tartakovskii<sup>1</sup>

<sup>1</sup>*Department of Physics and Astronomy, University of Sheffield, Sheffield S3 7RH, UK*

<sup>2</sup>*Department of Electronic and Electrical Engineering, University of Sheffield, Sheffield S1 3JD, UK*

(Dated: November 23, 2018)

We use photoluminescence spectroscopy of "bright" and "dark" exciton states in single InP/GaInP quantum dots to measure hyperfine interaction of the valence band hole with nuclear spins polarized along the sample growth axis. The ratio of the hyperfine constants for the hole ( $C$ ) and electron ( $A$ ) is found to be  $C/A \approx -0.11$ . In InP dots the contribution of spin 1/2 phosphorus nuclei to the hole-nuclear interaction is weak, which enables us to determine experimentally the value of  $C$  for spin 9/2 indium nuclei as  $C_{In} \approx -5 \mu\text{eV}$ . This high value of  $C$  is in good agreement with recent theoretical predictions and suggests that the hole-nuclear spin interaction has to be taken into account when considering spin qubits based on holes.

The spin of an electron confined in a semiconductor quantum dot has been actively investigated for realization of solid-state-based quantum bits (qubits). However, the hyperfine interaction with fluctuating nuclear polarization leads to fast decoherence of the electron spin on the nanosecond scale [1, 2]. In order to circumvent this problem and realize a solid-state spin-qubit three approaches are investigated: (i) control of single electron spins in hosts with zero nuclear spin such as C [3, 4] or Si [5]; (ii) suppression of nuclear spin fluctuations using elaborate feedback schemes [6–10] or (iii) use of single holes instead of electrons, since the contact Fermi coupling with nuclear spins is zero for the p-type hole wavefunction. Recently slow hole spin relaxation [11, 12] and long-lived spin coherence [13] has been demonstrated for InGaAs dots in agreement with the expected weak hole-nuclear hyperfine interaction. On the other hand, recent theoretical estimates predict that the hyperfine interaction of the hole (dipole-dipole in nature) can be as large as 10% of that of the electron [14, 15]. This interaction has been used to explain rather fast dephasing of hole spins in an ensemble of p-doped dots [16], and also the feedback process leading to suppression of nuclear fluctuations in single dots in coherent dark-state spectroscopy experiments [8]. However, direct measurement of the hole-nuclear interaction in quantum dots has not been reported yet.

In this work we use photoluminescence (PL) spectroscopy of single neutral InP/GaInP quantum dots to directly measure the hole hyperfine interaction. We measure energy shifts of "bright" and "dark" excitonic states with all possible electron and heavy hole spin projections at different magnitudes of optically induced nuclear spin polarization [17, 21]. This allows accurate measurement of the ratio of the hyperfine constants of the hole ( $C$ ) and the electron ( $A$ ). We find that on average  $C/A \approx -0.11$ . Using the previously measured electron hyperfine constant  $A_{In} \approx 47 \mu\text{eV}$  [18] and taking into account a major contribution of In nuclei into the Overhauser shift in InP dots we estimate the heavy hole hyperfine constant  $C_{In} \approx -5 \mu\text{eV}$ .

Our observation of non-zero hole-nuclear spin interaction imply that the heavy-light hole mixing, present in most QDs and leading to faster hole spin dephasing due to the hyperfine coupling [14, 16], should be controlled to realize robust QD-based hole-spin qubits. We find that when nuclear spins are polarized, holes can experience effective nuclear magnetic fields on the order of 100 mT. Much weaker magnetic fields have been shown recently to result in significant enhancement of hole spin coherence [16], implying that nuclear spin effects have to be taken into account when interpreting experiments on hole spin control.

Our experiments were performed on an undoped InP/GaInP QD sample without electric gates. PL of neutral InP QDs was measured at  $T = 4.2$  K, in external magnetic field  $B_z$  up to 8 T normal to the sample surface. QD PL at  $\sim 1.84$  eV was excited with a laser at  $E_{exc} = 1.88$  eV below the GaInP barrier band-gap and analyzed with a 1 m double spectrometer and a CCD.

In a neutral dot electrons  $\uparrow(\downarrow)$  with spin  $s_z^e = \pm 1/2$  and heavy holes  $\uparrow(\downarrow)$  with momentum  $j_z^h = \pm 3/2$  parallel (antiparallel) to the growth axis  $Oz$  can form either optically-forbidden ("dark") excitons  $|\uparrow\uparrow\rangle$  ( $|\downarrow\downarrow\rangle$ ) with spin projection  $J_z = +2(-2)$ , or "bright" excitons  $|\uparrow\downarrow\rangle$  ( $|\downarrow\uparrow\rangle$ ) with  $J_z = +1(-1)$  optically allowed in  $\sigma^+(\sigma^-)$  polarization. QD axis misorientation or symmetry reduction leads to weak mixing of "bright" and "dark" states: as a result the latter are observed in PL [19, 20]. This is demonstrated in Fig. 1 (a) where PL spectra of QD1 measured at low excitation power  $P_{exc} = 200$  nW in magnetic field  $B_z = 6$  T are shown for different magnitudes of nuclear spin polarization  $\langle I_z \rangle$  (explained below). The dependence of PL energies of all 4 exciton states measured at different fields  $B_z$  is shown with symbols in Fig. 1(b), their fitting shown with lines allows to determine electron and hole g-factors:  $g_z^e = 1.65$ ,  $g_z^h = 2.7$  respectively in QD1 (see appendix in Ref. [20] for more details on QD characterization).

Non-zero average nuclear spin polarization  $\langle I_z \rangle$  along  $Oz$  axis acts as an additional magnetic field on the electron and hole spins. Following Ref. [14] it is convenient to

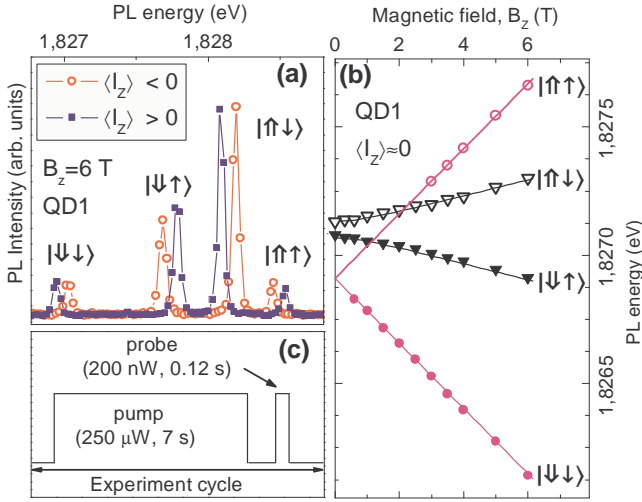


FIG. 1. (a) Exciton PL spectra in a neutral quantum dot at  $B_z = 6.0$  T. Heavy holes  $\uparrow(\downarrow)$  and electrons  $\uparrow(\downarrow)$  with spin parallel (antiparallel) to external field form optically allowed ( $|\uparrow\downarrow\rangle, |\downarrow\uparrow\rangle$ ) and "dark" ( $|\uparrow\uparrow\rangle, |\downarrow\downarrow\rangle$ ) excitons. The presented spectra correspond to different magnitudes of nuclear spin polarization  $\langle I_z \rangle < 0$  (○) and  $\langle I_z \rangle > 0$  (■). (b) Magnetic field dependence of exciton PL energies (symbols) at zero nuclear polarization  $\langle I_z \rangle \approx 0$ . Diamagnetic shift  $\kappa = 5.8 \mu\text{eV}/\text{T}^2$  is subtracted for clarity. Lines show fitting. (c) Time diagram of the pump-probe experiment cycle. Nuclear spin  $\langle I_z \rangle$  is initialized by a high power pump laser pulse, while a low power probe pulse is used to measure PL of both "bright" and "dark" excitons [as in Fig. (a)].

introduce hole pseudospin  $S_z^h = \pm 1/2$  corresponding to the  $\uparrow(\downarrow)$  heavy hole state. Coupling of the electron to the nuclei is described by the hyperfine constant  $A$ , whereas for the heavy hole the dipole-dipole interaction with nuclei [14, 15] is described using constant  $C$  expressed in terms of the normalized heavy-hole hyperfine constant  $\gamma$  as  $C = \gamma A$ . The expression for the exciton energy taking into account the shift due to non-zero average nuclear spin polarization can be written as:

$$E[S_z^h, s_z^e] = E^{QD} + E^0[S_z^h, s_z^e] + (s_z^e + \gamma S_z^h)A\langle I_z \rangle, \quad (1)$$

where the quantum dot band-gap  $E^{QD}$  and shift  $E^0[S_z^h, s_z^e]$  determined by the Zeeman and exchange energy [19] do not depend on nuclear polarization. We note that Eq. 1 is strictly valid only for "pure" electron and heavy hole spin states with possible deviations arising mainly from the heavy-light hole mixing and leading to renormalization of  $\gamma$  (to be discussed in detail below). For description of the experimental results we will use parameter  $\gamma^*$  in order to distinguish the hyperfine constant observed experimentally from the "pure" heavy-hole hyperfine constant  $\gamma$ .

Since mixing of "dark" and "bright" excitonic states is weak, the oscillator strength of the "dark" states is small, leading to their saturation at high powers. As a result, all four exciton states can be observed in PL only

at low excitation power  $P_{exc} \lesssim 200$  nW. However, at this low power, optically induced nuclear spin polarization is small and weakly depends on polarization of photoexcitation [21], and thus the shifts of the hole spin states due to the interaction with nuclei cannot be measured accurately. In order to avoid this problem, we use the pump-probe technique [22] with the experiment cycle shown in Fig. 1 (c). Nuclear spin polarization is prepared with a long ( $t_{pump} = 7$  s) high power  $P_{exc} = 250$  uW pump pulse. After that, the sample is excited with a low power  $P_{exc} = 200$  nW probe pulse, during which the PL spectrum is measured. The duration of this pulse is short enough ( $t_{pump} = 0.12$  s) to avoid the effect of excitation on nuclear polarization. The whole cycle is repeated several times to achieve required signal to noise ratio in PL spectra.

The direct and simultaneous measurement of the hole and electron energy shifts due to the hyperfine interaction is carried out by detecting the probe spectra recorded at different magnitudes of  $\langle I_z \rangle$  prepared by the pump. For this, the linearly polarized pump laser first passes through a half-wave plate followed by a quarter-wave plate. In order to change  $\langle I_z \rangle$ , the half-wave plate is rotated to a new angle  $\theta$ , leading to a change in the polarization of the pump, in turn producing a change in spin polarization of the photo-excited electrons in the dot. For each  $\theta$ ,  $\langle I_z \rangle$  reaches the steady-state value proportional to the electron spin polarization. As a result  $\langle I_z \rangle$  changes periodically as a function of  $\theta$  [16, 23]. This is demonstrated in Fig. 1 (a) where the probe spectra measured for  $\sigma^+$  ( $\langle I_z \rangle < 0$ ) and  $\sigma^-$  ( $\langle I_z \rangle > 0$ ) polarized pump are shown: as expected when  $\langle I_z \rangle$  changes, the exciton states with electron spin  $\uparrow$  and  $\downarrow$  shift in opposite directions.

As follows from Eq. 1 the energy splitting between  $|\downarrow\uparrow\rangle$  and  $|\downarrow\downarrow\rangle$  excitons  $\Delta E[|\downarrow\uparrow\rangle, |\downarrow\downarrow\rangle] = E[|\downarrow\uparrow\rangle] - E[|\downarrow\downarrow\rangle] \propto A\langle I_z \rangle$  is determined only by the electron-nuclear spin interaction, whereas the splitting between  $|\uparrow\uparrow\rangle$  and  $|\downarrow\uparrow\rangle$  states  $\Delta E[|\uparrow\uparrow\rangle, |\downarrow\uparrow\rangle] = E[|\uparrow\uparrow\rangle] - E[|\downarrow\uparrow\rangle] \propto \gamma A\langle I_z \rangle = C\langle I_z \rangle$  is only due to the hole-nuclear spin interaction. The dependence of these two splittings on the angle of the half-wave plate  $\theta$  (and consequently on the value of  $\langle I_z \rangle$  induced by the pump) is shown in Figs. 2 (a,b). It can be seen that the electron spin splitting (Fig. 1 (b)) gradually changes by almost  $200 \mu\text{eV}$  when the pump polarization is varied from  $\sigma^+$  to  $\sigma^-$ . At the same time a much weaker change of the hole spin splitting in antiphase with the electron spin splitting can be seen in Fig. 1 (a) providing a direct evidence for nonzero hole hyperfine interaction.

In order to obtain a quantitative measure of the hole-nuclear interaction we fit the experimental results using Eq. 1. In the fitting we use common values of  $\gamma^*$  and  $E^0[S_z^h, s_z^e]$ , while  $E^{QD}$  and  $A\langle I_z \rangle$  are varied independently for each position  $\theta$  of the half-wave plate (variation of  $E^{QD}$  takes into account spectral diffusion observed in PL). From this fitting we obtain  $\gamma^* = -0.085 \pm 0.015$  for

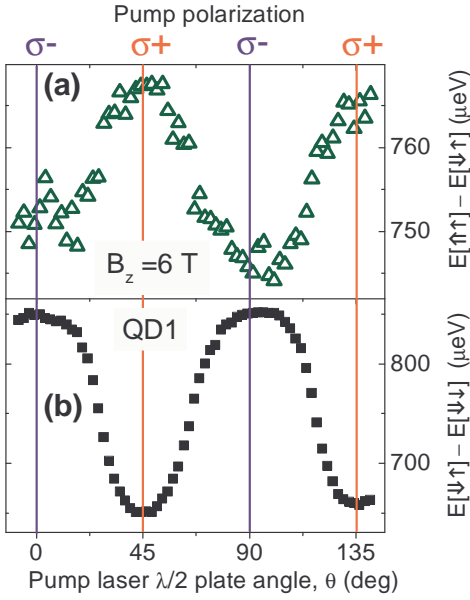


FIG. 2. Measurement of the electron- and hole-nuclear interaction in a neutral dot QD1 at  $B_z = 6$  T. The angle  $\theta$  of the  $\lambda/2$ -plate is varied to change polarization of the pump laser resulting in a change of nuclear spin polarization  $\langle I_z \rangle$ . Variation of the splitting between  $|\downarrow\uparrow\rangle$  and  $|\downarrow\downarrow\rangle$  excitons with  $\theta$  [shown in (b)] is a result of the electron hyperfine interaction and reflects variation of  $\langle I_z \rangle$  induced by the pump. A smaller change of the splitting between  $|\uparrow\uparrow\rangle$  and  $|\downarrow\uparrow\rangle$  excitons shown in (a) corresponds to variation of the hole spin splitting and is an evidence for nonzero hole-nuclear spin interaction.

### QD1.

For direct comparison of experiment with the model we present the data in a slightly different way. We first note that according to Eq. 1 the energy splitting of any two states is a linear function of the splitting of any other two states. Choosing  $\Delta E[|\downarrow\uparrow\rangle, |\downarrow\downarrow\rangle]$  as reference we can write for all other splittings:

$$\begin{aligned}
 \Delta E[|\downarrow\uparrow\rangle, |\uparrow\downarrow\rangle] &\propto (1 - \gamma)\Delta E[|\downarrow\uparrow\rangle, |\downarrow\downarrow\rangle] \\
 \Delta E[|\uparrow\uparrow\rangle, |\downarrow\downarrow\rangle] &\propto (1 + \gamma)\Delta E[|\downarrow\uparrow\rangle, |\downarrow\downarrow\rangle] \\
 \Delta E[|\uparrow\uparrow\rangle, |\uparrow\downarrow\rangle] &\propto \Delta E[|\downarrow\uparrow\rangle, |\downarrow\downarrow\rangle] \\
 \Delta E[|\uparrow\uparrow\rangle, |\downarrow\uparrow\rangle] &\propto \gamma\Delta E[|\downarrow\uparrow\rangle, |\downarrow\downarrow\rangle] \\
 \Delta E[|\uparrow\downarrow\rangle, |\downarrow\downarrow\rangle] &\propto \gamma\Delta E[|\downarrow\uparrow\rangle, |\downarrow\downarrow\rangle].
 \end{aligned} \tag{2}$$

Experimental dependences of these splittings on  $\Delta E[|\downarrow\uparrow\rangle, |\downarrow\downarrow\rangle]$  are shown in Fig. 3 with symbols. Solid lines show linear fitting with coefficients  $k$  determined by Eq. 2. As seen the model involving only one parameter  $\gamma^*$  describing the hole-nuclear spin interaction gives a good agreement with the experiment: the deviation is within  $\approx \pm 5$   $\mu\text{eV}$  mainly determined by the accuracy of PL energy measurement.

We have performed similar experiments on another 5 neutral dots from the same sample. 90% confidence probability estimates  $\gamma^*$  obtained from the fitting using Eq. 1

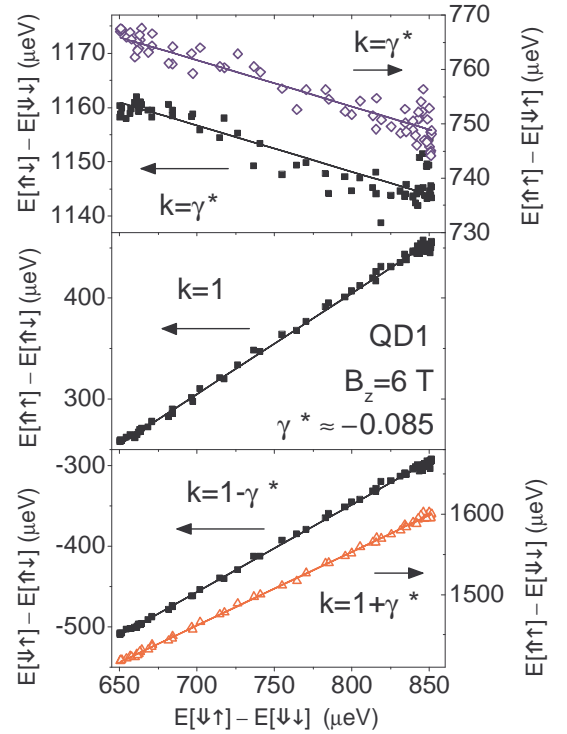


FIG. 3. Comparison of the experimental results for QD1 with the model of the electron/hole-nuclear spin interaction. Symbols show experimental dependences of splittings between different pairs of exciton states on the splitting of  $|\downarrow\uparrow\rangle$  and  $|\downarrow\downarrow\rangle$  states (i.e. the electron spin splitting). Straight lines with corresponding coefficients  $k$  from Eq. 2 show fitting with  $\gamma^* \approx -0.085$ .

are given in Table I. As seen values of  $\gamma^*$  coincide within the experimental error for all dots, and the average value is  $\gamma^* \approx -0.105 \pm 0.008$ .

We will now discuss possible deviations from the model describing pure electron and heavy hole states (Eq. 1) and their consequences for the interpretation of the results presented above.

(i) Bright excitons exhibit fine structure splitting (FSS)  $\delta_b$  at  $B_z = 0$  and have zero electron spin projections along  $Oz$  axis [19]. Magnetic field  $B_z$  partly restores electron spin projections, at high field  $(\delta_b^2 / (\mu_B g_z^e B_z)^2) \ll$

TABLE I. Experimentally measured hole hyperfine constants  $\gamma^*$ , and circular polarization degrees  $\rho_c$  of bright exciton PL for different neutral QDs at  $B_z = 6$  T.

QD	$\gamma^*$	$\rho_c$
QD1	$-0.085 \pm 0.015$	0.82
QD2	$-0.110 \pm 0.016$	0.85
QD3	$-0.106 \pm 0.017$	0.84
QD4	$-0.117 \pm 0.033$	0.88
QD5	$-0.111 \pm 0.026$	0.96
QD5	$-0.117 \pm 0.020$	0.92

1) they become  $s_z^e \approx \pm 1/2[1 - (1/2)\delta_b^2/(\mu_B g_z^e B_z)^2]$  for  $|\uparrow\downarrow\rangle$  and  $|\downarrow\uparrow\rangle$  bright excitons. For dark excitons FSS is much smaller and so  $s_z^e \approx \pm 1/2$ . This difference will result in violation of the model described by Eq. 1, in particular the proportionality coefficients in Eq. 2 will deviate by  $\approx (1/4)\delta_b^2/(\mu_B g_z^e B_z)^2$ . However, at high magnetic field  $B_z = 6$  T the largest correction for the studied dots (for QD1) is  $\approx 6 \times 10^{-3}$ . This is smaller than the uncertainty in measurements of  $\gamma$  and thus can be neglected.

(ii) Another source of the electron spin projection uncertainty is mixing of the dark and bright states which we use in this work to detect the dark excitons. The magnitude of this mixing can be estimated from the ratio of the maximum PL intensities of dark and bright states: the maximum intensity is proportional to the oscillator strengths which for dark states is determined by the admixture of the bright states [21]. For all dots this mixing is  $< 0.01$ , negligible compared with our accuracy in determining  $\gamma$ .

(iii) Finally mixing of heavy holes with  $j_z^h = \pm 3/2$  and light holes with  $j_z^h = \pm 1/2$  must be taken into account. In the simplest case it leads to the hole spin states of the form  $|j_z^h = \pm 3/2\rangle + \beta |j_z^h = \mp 1/2\rangle$  with  $|\beta| \ll 1$  [24, 25]. It has been shown, that the hyperfine constant for the light hole interaction with nuclear spins polarized along  $Oz$  is 3 times smaller than that for the heavy hole [14]. Thus in the case of mixed hole states the hole hyperfine constant will read as  $\gamma^* = \frac{C}{A} \frac{1-\beta^2/3}{1+\beta^2} = \gamma \frac{1-\beta^2/3}{1+\beta^2}$ . The mixing parameter  $\beta$  can be estimated from the circular polarization degree of PL resulting from recombination of  $|j_z^h = \pm 3/2\rangle + \beta |j_z^h = \mp 1/2\rangle$  hole:  $\rho_c = (I^{\sigma^\pm} - I^{\sigma^\mp})/(I^{\sigma^+} + I^{\sigma^-})$ , where  $I^{\sigma^\pm}$  is PL intensity in  $\sigma^\pm$  polarizations. In terms of  $\beta$ ,  $\rho_c = (1 - \beta^2/3)/(1 + \beta^2/3)$  with  $\rho_c = 1$  for pure heavy holes [24]. Thus the corrected value of  $\gamma$  for heavy hole states is expressed as

$$\gamma = \gamma^*(2 - \rho_c)/\rho_c, \quad (3)$$

where  $\gamma^* < \gamma$  is a value measured experimentally.  $\rho_c$  measured for studied quantum dots at  $B_z = 6$  T (averaged for  $|\uparrow\downarrow\rangle$  and  $|\downarrow\uparrow\rangle$  bright excitons) is shown in Table I. Observation of  $\rho_c < 1$  can be also due to imperfect shapes of sub-wavelength apertures used to select single QDs, or imperfections of polarization optics. Taking this into account and using Eq. 3 for each dot we find that the pure heavy hole hyperfine interaction  $\gamma > -0.145$  with 90% confidence probability. This estimate does not differ significantly from the average value  $\bar{\gamma}^* \approx -0.105 \pm 0.008$  for the dots that we have studied. We thus conclude that the effect of heavy-light hole mixing is not very strong in the studied structures and consequently we can use  $\bar{\gamma}^*$  as an estimate of hyperfine interaction for pure heavy holes  $\gamma \approx \bar{\gamma}^*$ .

$\gamma$  is an average for interaction with P and In nuclei. However, contribution of the spin 1/2 P nuclei into the

total Overhauser shift is less than 10% [18] as the In nuclei possess spin 9/2. Since we observe nuclear polarization degree up to 50%, contribution of the In nuclei is dominant, and as a result the estimated value of  $\gamma$  corresponds mainly to the hyperfine interaction with In. Using the value of the electron hyperfine constant in InP  $A_{In} = 47 \mu\text{eV}$  [18] we can estimate the heavy hole hyperfine constant  $C_{In} \approx \gamma A_{In} \approx -5 \mu\text{eV}$ . The hyperfine coupling with In nuclei in different III-V compounds (e.g. InP and InSb) is similar [18, 26], and thus this estimate of  $C_{In}$  is applicable in widely studied InGaAs QDs. For the studied InP dots it is possible to estimate the effective magnetic field corresponding to fully polarized nuclei: using experimentally measured g-factors we obtain  $B_{N,max}^e \approx 2.4$  T for electrons and  $B_{N,max}^h \approx 0.16$  T for heavy holes.

In conclusion, we have employed PL spectroscopy of neutral excitons in single InP/GaInP quantum dots to measure the magnitude of the hole-nuclear spin interaction. On average it is  $\bar{\gamma}^* \approx -0.11$  relative to that experienced by the electron. It slightly varies from dot to dot, which may be a result of the varied heavy-light hole mixing and electron-hole overlap. By measuring the degree of circular polarization of PL, we obtain an estimate of the magnitude of heavy-light hole mixing and consequently can estimate the hyperfine interaction for the pure heavy hole relative to that of the electron as  $-0.15 \lesssim \gamma \lesssim -0.10$ .

At the final stages of preparation of this manuscript we became aware of differential transmission experiments on negatively charged InGaAs dots, where similar magnitudes of the hole hyperfine constant have been found [27].

We thank P. Fallahi for a fruitful discussion. This work has been supported by the EPSRC Programme Grant EP/G601642/1.

- 
- [1] A. V. Khaetskii et al., Phys. Rev. Lett. 88, 186802 (2002).
  - [2] R. Hanson et al., Rev. Mod. Phys. 79, 1217 (2007).
  - [3] G. D. Fuchs, Science, 326, 5959 (2009).
  - [4] F. Kuemmeth et al., Nature, 452, 448 (2008).
  - [5] J. J. L. Morton et al., Nature, 455, 1085 (2008).
  - [6] A. Greilich, et al., Science 313, 341 (2006).
  - [7] D. J. Reilly, et al., Science 321, 817 (2008).
  - [8] X. Xu, et al., Phys. Rev. Lett. 99, 097401 (2007).
  - [9] C. Latta, et al., Nature Physics 5, 758 (2009).
  - [10] I. T. Vink, et al., Nature Physics 5, 764 (2009).
  - [11] B. D. Gerardot, et al., Nature 451, 441 (2007).
  - [12] D. Heiss, et al., Phys. Rev. B 76, 241306 (2007).
  - [13] D. Brunner, et al., Science 325, 70 (2009).
  - [14] C. Testelin, F. Bernardot, B. Eble, M. Chamorro, Phys. Rev. B 79, 195440 (2009).
  - [15] J. Fischer, W. A. Coish, D. V. Bulaev, D. Loss, Phys. Rev. B 78, 155329 (2008).
  - [16] B. Eble, Phys. Rev. Lett. 102, 146601 (2009).

- [17] D. Gammon, et al., Phys. Rev. Lett. 86, 5176 (2001).
- [18] B. Gotschy et al., Solid State Commun. 71, 629 (1989).
- [19] M. Bayer, et al., Phys. Rev. B 65, 195315 (2002).
- [20] E. A. Chekhovich, et al., Phys. Rev. B 81, 245308 (2010).
- [21] E. A. Chekhovich, arXiv:1007.1241 (2010).
- [22] E. A. Chekhovich, et al., Phys. Rev. Lett. 104, 066804 (2010).
- [23] J. Skiba-Szymanska, et al., Phys. Rev. B 77, 165338 (2008).
- [24] Y. Leger, Phys. Rev. B 76, 045331 (2007).
- [25] D. N. Krizhanovskii et al., Phys. Rev. B 72, 161312(R) (2005).
- [26] M. Gueron, Phys. Rev. 135, 200 (1964).
- [27] P. Fallahi, private communication.