

Negative spectral index of f_{NL} in the axion-type curvaton model

Qing-Guo Huang *

Kavli Institute for Theoretical Physics China (KITPC), Key Laboratory of Frontiers in Theoretical Physics, Institute of Theoretical Physics, Chinese Academy of Sciences, Beijing 100190, China

ABSTRACT: We derive the spectral index of f_{NL} and its running from isocurvature single field and investigate the curvaton models with a negative spectral index of f_{NL} in detail. In particular, a numerical study of the axion-type curvaton model is illustrated, and we find that the spectral index of f_{NL} is negative and its absolute value is maximized around $\sigma_* = \pi f/2$ for the potential $V(\sigma) = m^2 f^2 (1 - \cos \frac{\sigma}{f})$. The spectral index of f_{NL} can be $\mathcal{O}(-0.1)$ for the axion-type curvaton model. A convincing detection of a positive $n_{f_{NL}}$ will rule out the axion-type curvaton model. In addition, we also give a general discussion about the detectable parameter space for the curvaton model with a polynomial potential.

KEYWORDS: non-Gaussianity, curvaton, scale dependence.

*huangqg@itp.ac.cn

Contents

1. Introduction	1
2. The spectral index and running of f_{NL} from an isocurvature scalar field	2
3. Axion-type curvaton model	4
4. The detectable parameter space for the curvaton model with a polynomial potential	6
5. Discussions	9

1. Introduction

Curvaton model [1, 2, 3] provides an alternative mechanism for generating primordial curvature perturbation. One distinguishing feature of curvaton model is that it can produce a large local form bispectrum which is proved to be small in the single field inflation model. The size of local form bispectrum is measured by the non-Gaussianity parameter f_{NL} . WMAP 7yr data [4] implies $-10 < f_{NL} < 74$. Recently the curvaton model has been widely studied in the literatures [5, 6, 7, 8, 9, 10, 11, 12, 13, 14, 15, 16, 17, 18, 19, 20, 21, 22, 23, 24, 25, 26, 27, 28, 29, 30, 31].

Even though the curvaton is a light scalar field compared to the Hubble parameter during inflation, it still slowly rolls down its potential and its dynamics is expected to have some prints on the observational data. Usually the size of local form bispectrum is considered to be scale independent. However, it is not a generic prediction for the multi-field inflation models, for instance the curvaton model. Recently the authors of [32, 33, 34] found that the non-linear evolution of curvaton during inflation can induce a detectable scale dependence of f_{NL} . Such a scale dependence of f_{NL} is measured by its spectral index n_{NL} which is defined by

$$f_{NL}(k) = f_{NL}(k_p) \left(\frac{k}{k_p} \right)^{n_{f_{NL}}}, \quad (1.1)$$

where k_p is a pivot scale. Planck [35] and CMBPol [36] are able to provide a $1\text{-}\sigma$ uncertainty on the spectral index of f_{NL} for local form bispectrum as follows, [37],

$$\Delta n_{f_{NL}} \simeq 0.1 \frac{50}{f_{NL}} \frac{1}{\sqrt{f_{sky}}} \quad \text{for Planck}, \quad (1.2)$$

and

$$\Delta n_{f_{NL}} \simeq 0.05 \frac{50}{f_{NL}} \frac{1}{\sqrt{f_{sky}}} \quad \text{for CMBPol}, \quad (1.3)$$

where f_{sky} is the sky fraction. There is no well determined value for the fraction of the sky considered for CMB bispectrum measurements. For example, in [4], the authors used for the analysis of non-Gaussianity, the KQ75y7 mask, corresponding to a f_{sky} of 70.6%. Roughly speaking, as long as $|n_{f_{NL}} \cdot f_{NL}|$ is not less than 5 or 2.5, the scale dependence of f_{NL} will be detected by Planck or CMBPol. The large-scale structure data may provide a more stringent constraint on the scale dependence of f_{NL} . The scale dependence of f_{NL} will become an important observable in the near future.

In this paper we mainly focus on the curvaton model and discuss how it can generate a negative spectral index of f_{NL} . Our paper is organized as follows. In Sec. 2 we consider a general scale dependence of f_{NL} from an isocurvature single field and derive the spectral index and its running of f_{NL} . We focus on the axion-type curvaton model where a negative $n_{f_{NL}}$ is predicted in Sec. 3. In Sec. 4 we estimate the detectable parameter space for the curvaton model with a polynomial potential. Some discussions are included in Sec. 5.

2. The spectral index and running of f_{NL} from an isocurvature scalar field

In this section we assume that the curvature perturbation is produced by the quantum fluctuation of isocurvature single field σ which slowly rolls down its potential at the inflationary epoch. Based on the so-called δN formalism [38], the curvature perturbation can be expanded to the non-linear order as follows

$$\zeta(t_f, \mathbf{x}) = N_{,\sigma}(t_f, t_i)\delta\sigma(t_i, \mathbf{x}) + \frac{1}{2}N_{,\sigma\sigma}(t_f, t_i)\delta\sigma^2(t_i, \mathbf{x}) + \dots, \quad (2.1)$$

where $N_{,\sigma}$ and $N_{,\sigma\sigma}$ are the first and second order derivatives of the number of e-folds with respect to σ respectively. Here t_f denotes a final uniform energy density hypersurface and t_i labels any spatially flat hypersurface after the horizon exit of a given mode. For simplicity, t_i is set to be $t_*(k)$ which is determined by $k = a(t_*)H_*$ for a given mode with comoving wavenumber k . Therefore the amplitude of the curvature perturbation generated by σ takes the form

$$P_\zeta = N_{,\sigma}^2(t_*) \left(\frac{H_*}{2\pi} \right)^2, \quad (2.2)$$

and the non-Gaussianity parameter f_{NL} is given by

$$f_{NL} = \frac{5}{6} \frac{N_{,\sigma\sigma}(t_*)}{N_{,\sigma}^2(t_*)}. \quad (2.3)$$

Here the horizon crossing approximation is adopted. Considering the power spectrum of tensor perturbation $P_T = 2H_*^2/\pi^2$,¹ the tensor-to-scalar ratio r_T is defined by

$$r_T \equiv P_T/P_\zeta = \frac{8}{N_{,\sigma}^2(t_*)}. \quad (2.4)$$

In order to work out the scale dependence of f_{NL} , let's introduce a new time $t_r (> t_*)$ which is chosen as a time soon after all the modes of interest exit the horizon during

¹We work on the unit of $M_p = 1$.

inflation. If there is a non-flat potential $V(\sigma)$ for σ , it will slowly roll down its potential

$$3H\dot{\sigma} \simeq -V'(\sigma), \quad (2.5)$$

even though its mass is assumed to be much smaller than the Hubble parameter H . The value of σ at t_r is related to that at time t_* by

$$\int_{\sigma_*}^{\sigma_r} \frac{d\sigma}{V'(\sigma)} = - \int_{t_*}^{t_r} \frac{dt}{3H(t)}. \quad (2.6)$$

Therefore we have

$$\left. \frac{\partial \sigma_r}{\partial \sigma_*} \right|_{t_*} = \frac{V'(\sigma_r)}{V'(\sigma_*)}, \quad (2.7)$$

$$\left. \frac{\partial \sigma_r}{\partial t_*} \right|_{\sigma_*} = \frac{V'(\sigma_r)}{3H(t_*)}. \quad (2.8)$$

One can easily prove

$$\frac{d}{d \ln k} F(\sigma_r) = \frac{d}{H_* dt_*} F(\sigma_r) = 0. \quad (2.9)$$

Here we consider $\frac{d}{dt_*} F(\sigma_r) = \frac{\partial F(\sigma_r)}{\partial \sigma_r} (\dot{\sigma}_* \frac{\partial \sigma_r}{\partial \sigma_*} + \frac{\partial \sigma_r}{\partial t_*})$ and $3H\dot{\sigma}_* = -V'(\sigma_*)$. Taking into account that σ_r is a function of σ_* , we have

$$N_{,\sigma}(t_*) = \frac{\partial \sigma_r}{\partial \sigma_*} \frac{\partial N(\sigma_r)}{\partial \sigma_r}, \quad (2.10)$$

$$N_{,\sigma\sigma}(t_*) = \frac{\partial^2 \sigma_r}{\partial \sigma_*^2} \frac{\partial N(\sigma_r)}{\partial \sigma_r} + \left(\frac{\partial \sigma_r}{\partial \sigma_*} \right)^2 \frac{\partial^2 N(\sigma_r)}{\partial \sigma_r^2}. \quad (2.11)$$

Since $\partial N(\sigma_r)/\partial \sigma_r$ and $\partial^2 N(\sigma_r)/\partial \sigma_r^2$ are scale independent, we find

$$\frac{d \ln N_{,\sigma}(t_*)}{d \ln k} = \eta_{\sigma\sigma}, \quad (2.12)$$

$$\frac{d \ln N_{,\sigma\sigma}(t_*)}{d \ln k} = 2\eta_{\sigma\sigma} + \eta_3 \frac{N_{,\sigma}(t_*)}{N_{,\sigma\sigma}(t_*)}, \quad (2.13)$$

where the slow-roll equation for σ is adopted and

$$\eta_{\sigma\sigma} \equiv \frac{V''(\sigma_*)}{3H_*^2}, \quad (2.14)$$

$$\eta_3 \equiv \frac{V'''(\sigma_*)}{3H_*^2}. \quad (2.15)$$

From the above results, the spectral index of P_ζ and f_{NL} are respectively given by

$$n_s \equiv 1 + \frac{d \ln P_\zeta}{d \ln k} = 1 + 2\eta_{\sigma\sigma} - 2\epsilon_H, \quad (2.16)$$

and

$$n_{f_{NL}} \equiv \frac{d \ln |f_{NL}|}{d \ln k} = \eta_3 \frac{N_{,\sigma}(t_*)}{N_{,\sigma\sigma}(t_*)}, \quad (2.17)$$

where

$$\epsilon_H \equiv -\frac{\dot{H}_*}{H_*^2}. \quad (2.18)$$

Our result is the same as that in [33]. The spectral index of f_{NL} is proportional to the third derivative of potential with respect to σ . A free isocurvature single field cannot generate the scale dependent f_{NL} , and the spectral index of f_{NL} is a good quantity to measure the self-interaction of such an isocurvature scalar field.

In addition, the spectral index $n_{f_{NL}}$ may also depend on the scales and its scale-dependence is measured by its running which is introduced in [34]. Here we can easily get the running of the spectral index $n_{f_{NL}}$ generated by an isocurvature field as follows

$$\alpha_{f_{NL}} \equiv \frac{dn_{f_{NL}}}{d \ln k} = (2\epsilon_H - \eta_{\sigma\sigma} - \eta_A)n_{f_{NL}} - n_{f_{NL}}^2, \quad (2.19)$$

where

$$\eta_A \equiv \frac{V'V''''}{3H^2V''}. \quad (2.20)$$

Applying the above formula to curvaton model, we get the same result as that in [34]. Replacing $2\epsilon_H$ by $1 - n_s + 2\eta_{\sigma\sigma}$, the running of spectral index of f_{NL} becomes

$$\alpha_{f_{NL}} = (1 - n_s + \eta_{\sigma\sigma} - \eta_A - n_{f_{NL}})n_{f_{NL}}. \quad (2.21)$$

If $n_{f_{NL}} \sim \mathcal{O}(1)$, $\alpha_{f_{NL}}$ is roughly the same order of $n_{f_{NL}}$, and then $n_{f_{NL}}$ is not a reliable quantity to measure the scale dependence of f_{NL} any more. In this paper, we mainly focus on $n_{f_{NL}}$ and don't plan to extend the discussion about $\alpha_{f_{NL}}$ in detail.

3. Axion-type curvaton model

The Nambu-Goldstone boson – axion – with shift symmetry $\sigma \rightarrow \sigma + \delta$ is supposed to be a good candidate of curvaton [2, 5, 6, 19, 20]. Its potential goes like

$$V(\sigma) = m^2 f^2 \left(1 - \cos \frac{\sigma}{f} \right), \quad (3.1)$$

where f is axion decay constant. If $\sigma \ll f$, the potential is simplified to be

$$V(\sigma) \simeq \frac{1}{2} m^2 \sigma^2 + \dots. \quad (3.2)$$

It is roughly quadratic and the spectral index of f_{NL} is expected to be small. However, the potential is highly non-quadratic for $\sigma \sim f$ and a large $n_{f_{NL}}$ is expected.

From the potential in (3.1), we get

$$\eta_3 = -\frac{\eta_{mm}}{f} \sin \frac{\sigma}{f}, \quad (3.3)$$

where

$$\eta_{mm} = \frac{m^2}{3H_*^2}, \quad (3.4)$$

which is related to $\eta_{\sigma\sigma}$ by

$$\eta_{\sigma\sigma} = \eta_{mmm} \cos(\sigma_*/f). \quad (3.5)$$

We see that $\eta_{\sigma\sigma} = 0$ when $\sigma_* = \pi f/2$. In order to calculate n_{fNL} , we need to know $N_{,\sigma}(t_*)$ and $N_{,\sigma\sigma}(t_*)$ as well. It is very difficult to get the analytic formula for these two quantities in the axion-type curvaton model and we will use the numerical method in [20] to compute them. The numerical calculation is based on the so-called δN formalism [38] where we start from any initial flat slice at time t_{ini} , and then the curvature perturbation will be given by $\zeta(t, \mathbf{x}) = N(t, \mathbf{x}) - N_0(t)$ on the uniform density slicing. Here $N_0(t)$ is the unperturbed amount of expansion.

After inflation, the vacuum energy which governs the dynamics of inflation was converted into radiation and the equations of motion of the universe become

$$H^2 = \frac{1}{3}(\rho_r + \rho_\sigma), \quad (3.6)$$

$$\dot{\rho}_r + 4H\rho_r = 0, \quad (3.7)$$

$$\rho_\sigma = \frac{1}{2}\dot{\sigma}^2 + V(\sigma), \quad (3.8)$$

$$\ddot{\sigma} + 3H\dot{\sigma} + \frac{dV(\sigma)}{d\sigma} = 0, \quad (3.9)$$

where ρ_r and ρ_σ are the energy densities of radiation and curvaton respectively. It is convenient to introduce some new dimensionless quantities, such as $N(t) = \ln a(t)$, $x = mt$ and

$$\theta = \sigma/f. \quad (3.10)$$

Now the Hubble parameter becomes

$$H = m \frac{dN}{dx}, \quad (3.11)$$

and the above differential equations of motion are simplified to be

$$\frac{dN}{dx} = \left[\alpha e^{-4N} + \frac{f^2}{3} \left(\frac{1}{2} \left(\frac{d\theta}{dx} \right)^2 + \tilde{V}(\theta) \right) \right]^{\frac{1}{2}}, \quad (3.12)$$

$$\frac{d^2\theta}{dx^2} + 3 \frac{dN}{dx} \frac{d\theta}{dx} + \frac{d\tilde{V}(\theta)}{d\theta} = 0, \quad (3.13)$$

where

$$V(\sigma) = m^2 f^2 \tilde{V}(\theta), \quad (3.14)$$

and

$$\alpha = \frac{\rho_{r,ini}}{3m^2}, \quad (3.15)$$

and $\rho_{r,ini}$ is the radiation energy density at $t = t_{ini}$. For the axion-type curvaton model,

$$\tilde{V}(\theta) = 1 - \cos \theta. \quad (3.16)$$

The scale factor can be rescaled to satisfy $a(t_{ini}) = 1$ and then $N(t_{ini}) = 0$. If the inflaton energy decays into radiation very fast, $\alpha \simeq H_{inf}^2/m^2$ which should be much larger than one.

Our numerical computation indicates that the numerical result is insensitive to the choice of α for $\alpha > 10$. In this paper we set $\alpha = 10$. We also adopt sudden decay approximation which says that the curvaton is supposed to suddenly decay into radiation at the time of $H = \Gamma$, or equivalently $dN/dx = \Gamma/m$, where Γ is the curvaton decay rate. This condition is used to stop the evolution of curvaton in the numerical calculation.

In this section we only plan to illustrate the physics for the axion-type curvaton model and adopt $f = 10^{-1}$ and $\Gamma/m = 10^{-2}$ in order to shorten the time for numerical calculation. The numerical results of f_{NL} and $n_{f_{NL}}$ are showed in Fig. 1. A similar plot to the bottom one in Fig. 1 is obtained for other choice of the parameters in the model. We see that the axion-type curvaton model predicts a negative $n_{f_{NL}}$. Requiring that the curvaton slowly rolls down its potential during inflation implies $|\eta_{\sigma\sigma}| \ll 1$, but η_{mm} can be $\mathcal{O}(10^{-1} \sim 1)$ around $\theta_* \sim \pi/2$, and the absolute value of $n_{f_{NL}}$ is maximized around $\theta_* = \pi/2$. So $n_{f_{NL}}$ can be $\mathcal{O}(-10^{-1})$ for axion-type curvaton model.

If $\sigma_* = \pi f/2$, there is a consistent relation between $n_{f_{NL}}$ and $\alpha_{f_{NL}}$, from Eqs. (2.19) and (3.5),

$$\alpha_{f_{NL}} = (1 - n_s - n_{f_{NL}})n_{f_{NL}}. \quad (3.17)$$

The WMAP 7yr data implies $n_s = 0.963$ [4], and then $\alpha_{f_{NL}} = (0.037 - n_{f_{NL}})n_{f_{NL}}$.

4. The detectable parameter space for the curvaton model with a polynomial potential

In this section we consider the curvaton model with a polynomial potential

$$V(\sigma) = \frac{1}{2}m^2\sigma^2 + \lambda m^4 \left(\frac{\sigma}{m}\right)^n, \quad (4.1)$$

where the dimensionless coupling λ can be positive or negative. For the axion-type curvaton model with $\sigma \ll f$ in Sec. 3, $\lambda = -m^2/(24f^2)$. The curvature perturbation for this kind of curvaton model is discussed in [13, 15, 16, 22, 24, 26, 34] in detail. In particular, the authors of [34] only focused on the curvaton model with near quadratic potential and a positive dimensionless coupling λ . However, in this paper the self-interaction term can be subdominant or dominant. Similar to [13], we introduce a new parameter

$$s \equiv 2\lambda \left(\frac{\sigma_*}{m}\right)^{n-2} \quad (4.2)$$

to measure the size of the curvaton self-interaction compared to its mass term. For the model with negative s , $V'(\sigma_*)$ is required to be positive, or equivalently $s > -2/n$; otherwise the curvaton field will run away, not oscillate around $\sigma = 0$. The parameter $\eta_{\sigma\sigma}$ is related to s by

$$\eta_{\sigma\sigma} = \frac{m^2}{3H_*^2} \left[1 + \frac{n(n-1)}{2}s \right]. \quad (4.3)$$

Usually ϵ_H is much smaller than one, and hence a red tilted power spectrum of curvature perturbation cannot be naturally achieved in the curvaton model with quadratic potential

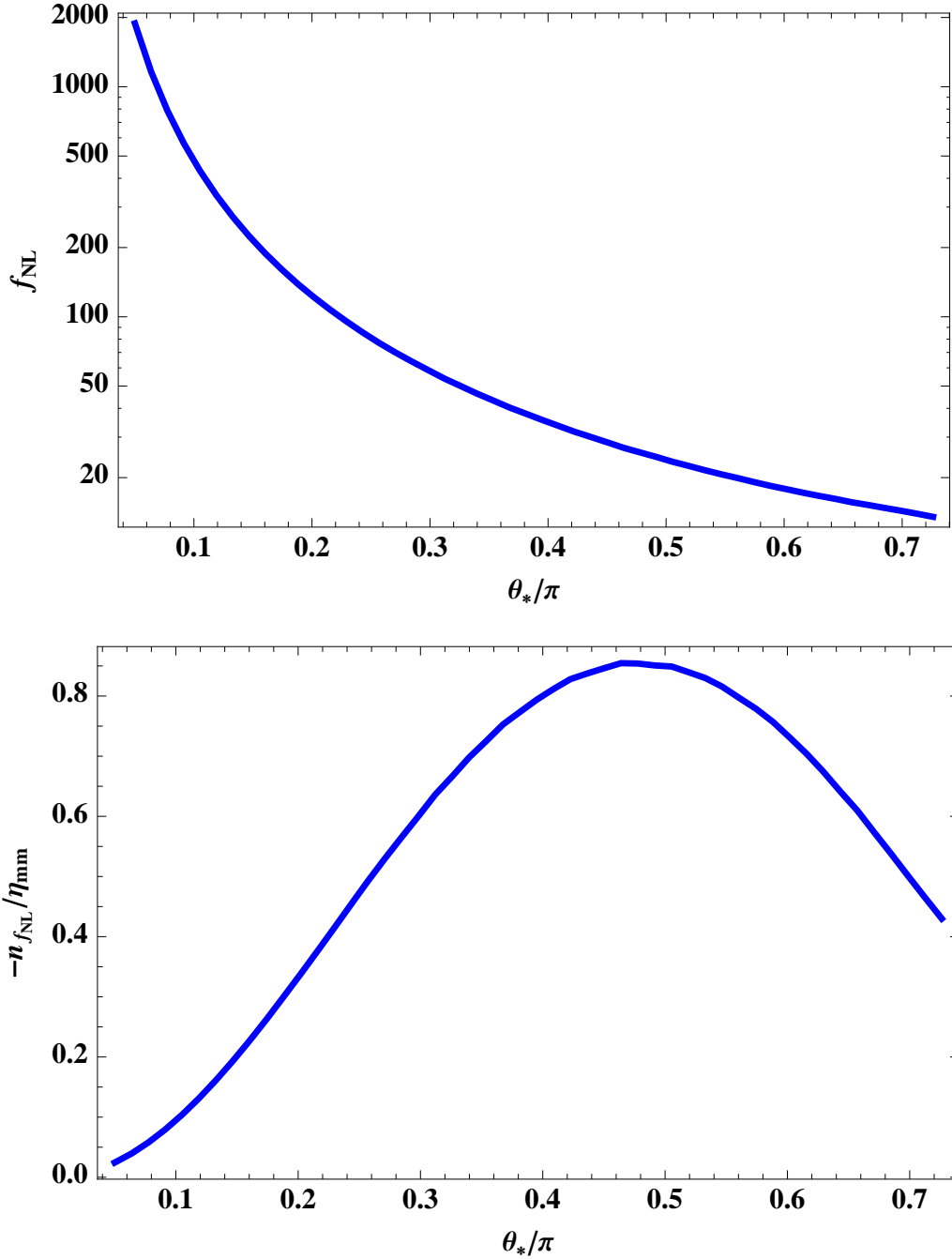


Figure 1: f_{NL} and $n_{f_{NL}}$ for axion-type curvaton model. Here we adopt $f = 10^{-1}$ and $\Gamma/m = 10^{-2}$.

[12]. Once we take the self-interaction of curvaton into account, this problem is released significantly. For $s \in [-\frac{2}{n}, -\frac{2}{n(n-1)}]$, $\eta_{\sigma\sigma} < 0$ and it can make P_ζ red-tilted.

The spectral index of f_{NL} in this model can be rewritten by

$$n_{f_{NL}} = \frac{5}{6} \frac{\eta_3}{N_{,\sigma} f_{NL}}, \quad (4.4)$$

where

$$\eta_3 = \frac{n(n-1)(n-2)}{6} \frac{m^2}{H_*^2} \frac{1}{\sigma_*} s, \quad (4.5)$$

for the curvaton model with polynomial potential. Combining with the normalization of the curvature perturbation (2.2), we obtain

$$n_{f_{NL}} = \text{sign}(N_{,\sigma}) \frac{5n(n-1)(n-2)}{72\pi\Delta_{\mathcal{R}}} \frac{m^2}{H_*^2} \frac{H_*}{\sigma_*} \frac{s}{f_{NL}}, \quad (4.6)$$

where $\Delta_{\mathcal{R}} = \sqrt{P_{\zeta}} \simeq 4.96 \times 10^{-5}$ [4]. In [34], the authors did not consider the constraint from the WMAP normalization. We need to stress that the above formula is applicable for any value of $s > -2/n$. Here are three model-dependent free dimensionless parameters: m/H_* , H_*/σ_* and s . Focusing on the curvaton model with near quadratic potential, namely $|s| \ll 1$, $N_{,\sigma}$ is positive and the spectral index of f_{NL} is negative when $s < 0$ for a positive f_{NL} , such as that in the axion-type curvaton model. For a curvaton model with $n = 4$, $\eta_{mm} \sim 10^{-2}$, $H_*/\sigma_* \sim 10^{-1}$ and $|s| \sim 10^{-1}$, $|n_{f_{NL}} \cdot f_{NL}| \sim 6.4$ which is detectable for Planck.

Here we also want to estimate the typical value of curvaton field during inflation. In a long-lived inflationary universe, the long wavelength modes of the quantum fluctuation of a light scalar field may play a crucial role in its behavior [39], because its Compton wavelength is large compared to the Hubble size during inflation. The quantum fluctuation can be taken as a random walk:

$$\langle \sigma^2 \rangle = \frac{H_*^3}{4\pi^2} t. \quad (4.7)$$

On the other hand, the long wavelength modes of the light scalar field are in the slow-roll regime and its dynamics is governed by

$$3H_* \frac{d\sigma}{dt} = -m^2\sigma - n\lambda m^3 \left(\frac{\sigma}{m}\right)^{n-1}. \quad (4.8)$$

Combining these two considerations, we have

$$\frac{d\langle \sigma^2 \rangle}{dt} = \frac{H_*^3}{4\pi^2} - \frac{2m^2}{3H_*} \langle \sigma^2 \rangle - \frac{2n\lambda m^4}{3H_*} \frac{\langle \sigma^2 \rangle^{n/2}}{m^n}. \quad (4.9)$$

See more discussions in [16, 39]. Typically the vacuum expectation value of σ can be estimated as

$$\sigma_* = \sqrt{\langle \sigma^2 \rangle}. \quad (4.10)$$

It is reasonable to suppose that σ_* sits at the point where the solution of the differential equation (4.9) approaches a constant equilibrium value:

$$\sigma_* = \sqrt{\frac{3}{8\pi^2(1 + \frac{n}{2}s)} \frac{H_*^2}{m}}, \quad (4.11)$$

with $s > -2/n$. Now Eq. (4.6) becomes

$$n_{f_{NL}} \cdot f_{NL} = \text{sign}(N, \sigma) \cdot 2.3 \times 10^3 n(n-1)(n-2) \left(\frac{m}{H_*}\right)^3 s \sqrt{1 + \frac{n}{2}s}. \quad (4.12)$$

For the typical choice of the vacuum expectation value of curvaton during inflation, the signal about the scale dependence of f_{NL} depends on the power of σ in the self-interaction term, m/H_* and s . The detectable parameter space by Planck ($|n_{f_{NL}} \cdot f_{NL}| \gtrsim 5$) for different n is illustrated in Fig. 2. The scale dependence of f_{NL} is detectable if the curvaton mass is not too small compared to the Hubble parameter during inflation. If $m/H_* < 0.04$, the curvaton self-interaction term must be positive and dominant in order to obtain a detectable scale dependence of f_{NL} .

5. Discussions

In this paper we discuss the scale dependence of f_{NL} from isocurvature single field and the curvature perturbation can be expanded as

$$\zeta_k = \zeta_k^L + \frac{5}{6} f_{NL}(k_p) \left(1 + n_{f_{NL}} \ln \frac{k}{k_p}\right) (\zeta^L * \zeta^L)_k + \dots, \quad (5.1)$$

where k_p is a pivot scale and $*$ denotes a convolution

$$(\zeta^L * \zeta^L)_k \equiv \int \frac{d^3q}{(2\pi)^3} \zeta^L(q) \zeta^L(k-q). \quad (5.2)$$

The non-linear evolution of isocurvature field induces the scale dependence of f_{NL} . Similar to the power spectrum of scalar perturbation, one also introduces the so-called spectral index of f_{NL} to measure the tilt of f_{NL} . We derive not only the spectral index of f_{NL} , but also its running $\alpha_{f_{NL}}$ generated by an isocurvature field. The spectral index $n_{f_{NL}}$ is a good quantity only when it is small compared to one.

Focusing on the curvaton model, we find that the spectral index of f_{NL} can be negative in the axion-type curvaton model (see Fig. 1) and in the curvaton model with small negative self-interaction term. Even though Fig. 1 depends on the choice of the parameters, such as f and Γ/m , in the model, we try some different choices and we find that the similar figures are obtained. If a positive $n_{f_{NL}}$ is supported by the forthcoming cosmological observations, the axion-type curvaton model will be ruled out. The spectral index of f_{NL} is a powerful discriminator to distinguish different curvaton models.

In addition, we also figure out the parameter space for the polynomial potential curvaton model in which such a scale dependence can be detected in the near future. In our consideration, we introduce three parameters, the curvaton mass m , the power of curvaton field in the self-interaction term and the relative strength s of self-interaction term compared to the mass term, to characterize the form of curvaton potential. Combining with the estimation of typical vacuum expectation value of curvaton field at inflationary epoch and WMAP normalization, we reach Fig. 2 where a large parameter space for detectable scale dependence of f_{NL} is illustrated. We need to stress that our result is applicable even when the self-interaction term becomes dominant.

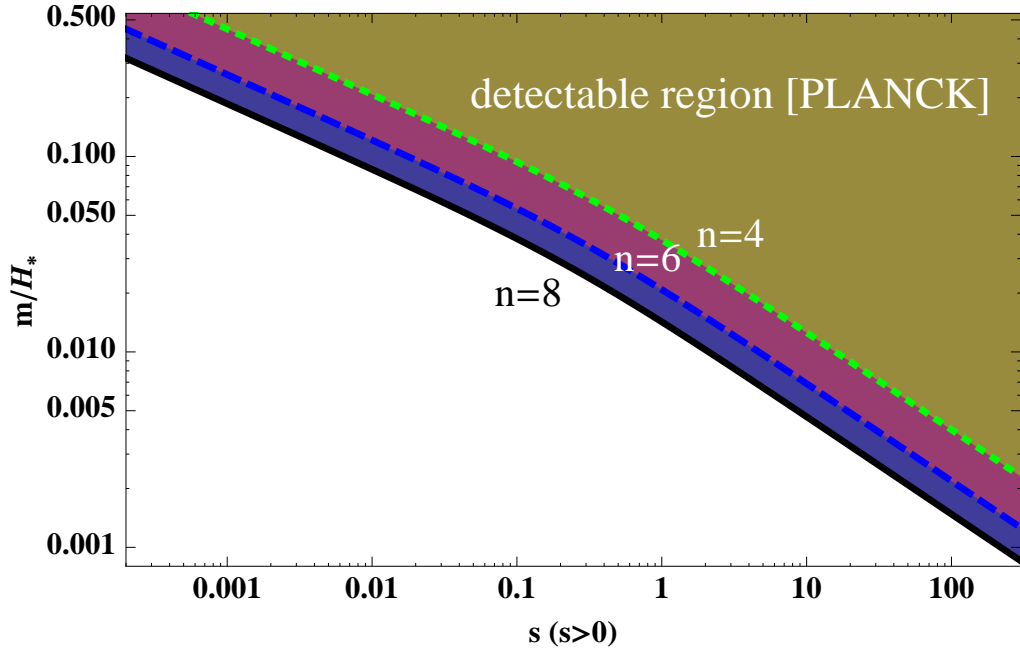
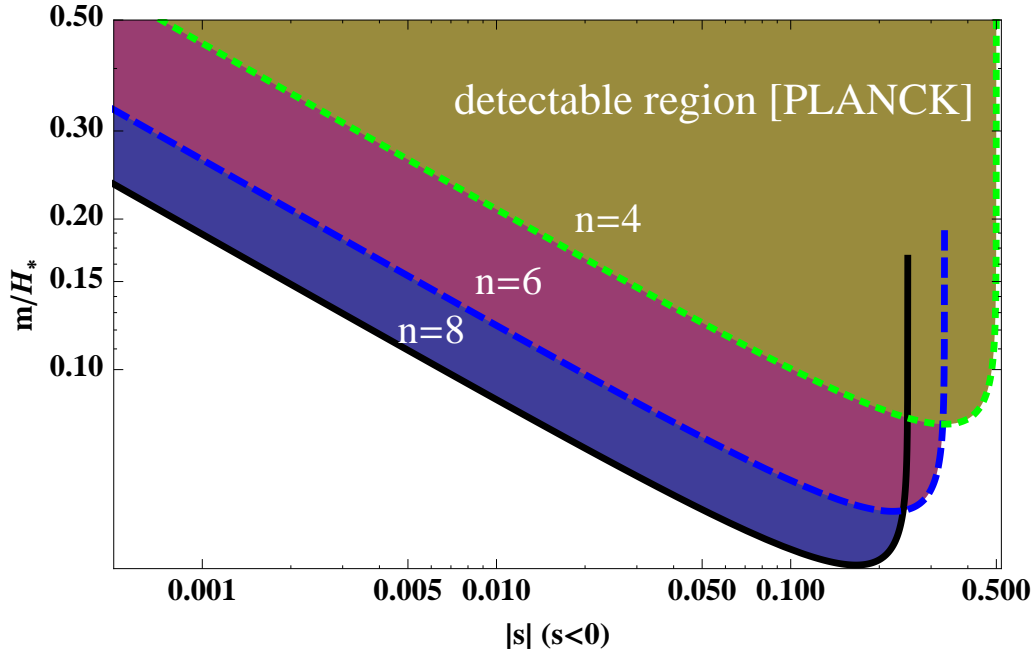


Figure 2: The shaded regions illustrate the detectable parameter space for the curvaton model with a polynomial potential.

Finally we also want to point out that the scale-dependent f_{NL} is not a distinguishing feature for the curvaton model. Similar phenomenology can happen in the model [40] where the entropy fluctuations are converted into the adiabatic perturbation at the end of

multi-field inflation due to the geometry of the hypersurface for inflation to end if there are self-interactions for the degrees of freedom along the entropy directions.

Acknowledgments

QGH would like to thank P. Chingangbam for useful discussions. This work is supported by the project of Knowledge Innovation Program of Chinese Academy of Science and a grant from NSFC.

References

- [1] K. Enqvist and M. S. Sloth, “Adiabatic CMB perturbations in pre big bang string cosmology,” Nucl. Phys. B **626**, 395 (2002) [arXiv:hep-ph/0109214].
- [2] D. H. Lyth and D. Wands, “Generating the curvature perturbation without an inflaton,” Phys. Lett. B **524**, 5 (2002) [arXiv:hep-ph/0110002].
- [3] T. Moroi and T. Takahashi, “Effects of cosmological moduli fields on cosmic microwave background,” Phys. Lett. B **522**, 215 (2001) [Erratum-ibid. B **539**, 303 (2002)] [arXiv:hep-ph/0110096].
- [4] E. Komatsu *et al.*, “Seven-Year Wilkinson Microwave Anisotropy Probe (WMAP) Observations: Cosmological Interpretation,” arXiv:1001.4538 [astro-ph.CO].
- [5] K. Dimopoulos, D. H. Lyth, A. Notari and A. Riotto, “The curvaton as a Pseudo-Nambu-Goldstone boson,” JHEP **0307**, 053 (2003) [arXiv:hep-ph/0304050].
- [6] E. J. Chun, K. Dimopoulos and D. Lyth, “Curvaton and QCD axion in supersymmetric theories,” Phys. Rev. D **70**, 103510 (2004) [arXiv:hep-ph/0402059].
- [7] M. Sasaki, J. Valiviita and D. Wands, “Non-gaussianity of the primordial perturbation in the curvaton model,” Phys. Rev. D **74**, 103003 (2006) [arXiv:astro-ph/0607627].
- [8] Q. G. Huang, “Large Non-Gaussianity Implication for Curvaton Scenario,” Phys. Lett. B **669**, 260 (2008) [arXiv:0801.0467 [hep-th]].
- [9] K. Ichikawa, T. Suyama, T. Takahashi and M. Yamaguchi, “Non-Gaussianity, Spectral Index and Tensor Modes in Mixed Inflaton and Curvaton Models,” Phys. Rev. D **78**, 023513 (2008) [arXiv:0802.4138 [astro-ph]].
- [10] T. Suyama and F. Takahashi, “Non-Gaussianity from Symmetry,” JCAP **0809**, 007 (2008) [arXiv:0804.0425 [astro-ph]].
- [11] S. Li, Y. F. Cai and Y. S. Piao, “DBI-Curvaton,” Phys. Lett. B **671**, 423 (2009) [arXiv:0806.2363 [hep-ph]].
- [12] Q. G. Huang, “Spectral Index in Curvaton Scenario,” Phys. Rev. D **78**, 043515 (2008) [arXiv:0807.0050 [hep-th]].
- [13] K. Enqvist and T. Takahashi, “Signatures of Non-Gaussianity in the Curvaton Model,” JCAP **0809**, 012 (2008) [arXiv:0807.3069 [astro-ph]].
- [14] Q. G. Huang, “The N-vaton,” JCAP **0809**, 017 (2008) [arXiv:0807.1567 [hep-th]].
- [15] Q. G. Huang and Y. Wang, “Curvaton Dynamics and the Non-Linearity Parameters in Curvaton Model,” JCAP **0809**, 025 (2008) [arXiv:0808.1168 [hep-th]].
- [16] Q. G. Huang, “A Curvaton with Polynomial Potential,” JCAP **0811**, 005 (2008) [arXiv:0808.1793 [hep-th]].
- [17] T. Moroi and T. Takahashi, “Non-Gaussianity and Baryonic Isocurvature Fluctuations in the Curvaton Scenario,” Phys. Lett. B **671**, 339 (2009) [arXiv:0810.0189 [hep-ph]].
- [18] M. Kawasaki, K. Nakayama, T. Sekiguchi, T. Suyama and F. Takahashi, “A General Analysis of Non-Gaussianity from Isocurvature Perturbations,” JCAP **0901**, 042 (2009) [arXiv:0810.0208 [astro-ph]].

- [19] M. Kawasaki, K. Nakayama and F. Takahashi, “Hilltop Non-Gaussianity,” JCAP **0901**, 026 (2009) [arXiv:0810.1585 [hep-ph]].
- [20] P. Chingangbam and Q. G. Huang, “The Curvature Perturbation in the Axion-type Curvaton Model,” JCAP **0904**, 031 (2009) [arXiv:0902.2619 [astro-ph.CO]].
- [21] T. Takahashi, M. Yamaguchi, J. Yokoyama and S. Yokoyama, “Gravitino Dark Matter and Non-Gaussianity,” Phys. Lett. B **678**, 15 (2009) [arXiv:0905.0240 [astro-ph.CO]].
- [22] K. Enqvist, S. Nurmi, G. Rigopoulos, O. Taanila and T. Takahashi, “The Subdominant Curvaton,” JCAP **0911**, 003 (2009) [arXiv:0906.3126 [astro-ph.CO]].
- [23] T. Takahashi, M. Yamaguchi and S. Yokoyama, “Primordial Non-Gaussianity in Models with Dark Matter Isocurvature Fluctuations,” Phys. Rev. D **80**, 063524 (2009) [arXiv:0907.3052 [astro-ph.CO]].
- [24] K. Enqvist and T. Takahashi, “Effect of Background Evolution on the Curvaton Non-Gaussianity,” JCAP **0912**, 001 (2009) [arXiv:0909.5362 [astro-ph.CO]].
- [25] K. Nakayama and J. Yokoyama, “Gravitational Wave Background and Non-Gaussianity as a Probe of the Curvaton Scenario,” JCAP **1001**, 010 (2010) [arXiv:0910.0715 [astro-ph.CO]].
- [26] K. Enqvist, S. Nurmi, O. Taanila and T. Takahashi, “Non-Gaussian Fingerprints of Self-Interacting Curvaton,” JCAP **1004**, 009 (2010) [arXiv:0912.4657 [astro-ph.CO]].
- [27] Y. F. Cai and Y. Wang, “Large Nonlocal Non-Gaussianity from a Curvaton Brane,” arXiv:1005.0127 [hep-th].
- [28] P. Chingangbam and Q. G. Huang, “New features in curvaton model,” arXiv:1006.4006 [astro-ph.CO].
- [29] K. Y. Choi and O. Seto, “Non-Gaussianity and gravitational wave background in curvaton with a double well potential,” arXiv:1008.0079 [astro-ph.CO].
- [30] C. J. Feng and X. Z. Li, “Non-Gaussianity with Lagrange Multiplier Field in the Curvaton Scenario,” arXiv:1008.1152 [astro-ph.CO].
- [31] K. Kamada, K. Kohri and S. Yokoyama, “Affleck-Dine baryogenesis with modulated reheating,” arXiv:1008.1450 [astro-ph.CO].
- [32] C. T. Byrnes, S. Nurmi, G. Tasinato and D. Wands, “Scale dependence of local f_{NL} ,” JCAP **1002**, 034 (2010) [arXiv:0911.2780 [astro-ph.CO]].
- [33] C. T. Byrnes, M. Gerstenlauer, S. Nurmi, G. Tasinato and D. Wands, “Scale-dependent non-Gaussianity probes inflationary physics,” arXiv:1007.4277 [astro-ph.CO].
- [34] C. T. Byrnes, K. Enqvist and T. Takahashi, “Scale-dependence of Non-Gaussianity in the Curvaton Model,” arXiv:1007.5148 [astro-ph.CO].
- [35] [Planck Collaboration], “Planck: The scientific programme,” arXiv:astro-ph/0604069.
- [36] D. Baumann *et al.* [CMBPol Study Team Collaboration], “CMBPol Mission Concept Study: Probing Inflation with CMB Polarization,” AIP Conf. Proc. **1141**, 10 (2009) [arXiv:0811.3919 [astro-ph]].
- [37] E. Sefusatti, M. Liguori, A. P. S. Yadav, M. G. Jackson and E. Pajer, “Constraining Running Non-Gaussianity,” JCAP **0912**, 022 (2009) [arXiv:0906.0232 [astro-ph.CO]].

- [38] A. A. Starobinsky, “Multicomponent de Sitter (Inflationary) Stages and the Generation of Perturbations,” *JETP Lett.* **42** (1985) 152;
M. Sasaki and E. D. Stewart, “A General Analytic Formula For The Spectral Index Of The Density Perturbations Produced During Inflation,” *Prog. Theor. Phys.* **95**, 71 (1996) [arXiv:astro-ph/9507001];
M. Sasaki and T. Tanaka, “Super-horizon scale dynamics of multi-scalar inflation,” *Prog. Theor. Phys.* **99**, 763 (1998) [arXiv:gr-qc/9801017];
D. H. Lyth, K. A. Malik and M. Sasaki, “A general proof of the conservation of the curvature perturbation,” *JCAP* **0505**, 004 (2005) [arXiv:astro-ph/0411220];
D. H. Lyth and Y. Rodriguez, “The inflationary prediction for primordial non-gaussianity,” *Phys. Rev. Lett.* **95**, 121302 (2005) [arXiv:astro-ph/0504045].
- [39] T. S. Bunch and P. C. W. Davies, “Quantum Field Theory In De Sitter Space: Renormalization By Point Splitting,” *Proc. Roy. Soc. Lond. A* **360** (1978) 117;
A. Vilenkin and L. H. Ford, “Gravitational Effects Upon Cosmological Phase Transitions,” *Phys. Rev. D* **26**, 1231 (1982);
A. D. Linde, “Scalar Field Fluctuations In Expanding Universe And The New Inflationary Universe Scenario,” *Phys. Lett. B* **116**, 335 (1982);
A. A. Starobinsky and J. Yokoyama, “Equilibrium state of a selfinteracting scalar field in the De Sitter background,” *Phys. Rev. D* **50**, 6357 (1994) [arXiv:astro-ph/9407016].
- [40] Q. G. Huang, “A geometric description of the non-Gaussianity generated at the end of multi-field inflation,” *JCAP* **0906**, 035 (2009) [arXiv:0904.2649 [hep-th]].