

# Transport properties of iron-based $\text{FeTe}_{0.5}\text{Se}_{0.5}$ superconducting wire

Toshinori Ozaki, Keita Deguchi, Yoshikazu Mizuguchi, Hiroaki Kumakura, and Yoshihiko Takano.

**Abstract**—  $\text{FeTe}_{0.5}\text{Se}_{0.5}$  superconducting wires have been fabricated using ex-situ PIT method with an Fe sheath. Among the other FeAs-based superconductors,  $\text{FeTe}_{0.5}\text{Se}_{0.5}$  has great advantage for applications due to its binary composition and less toxicity. Surprisingly, superconducting current was observed in the as-fabricated wire without any heat treatments. The zero-resistivity critical temperature ( $T_c^{\text{zero}}$ ) and transport critical current density ( $J_c$ ) at 2 K were 3.2 K and 2.8 A/cm<sup>2</sup>, respectively. In addition, by annealing at 200°C for 2 h,  $T_c^{\text{zero}}$  and  $J_c$  were enhanced up to 9.1 K, and 64.1 A/cm<sup>2</sup>, respectively. This suggests that the inter-grain connectivity was improved by heat treatment, and superconducting properties of  $\text{FeTe}_{0.5}\text{Se}_{0.5}$  wire were enhanced.

**Index Terms**—  $\text{FeTe}_{0.5}\text{Se}_{0.5}$ ; Superconducting wires; Critical temperature; Critical current density;

## I. INTRODUCTION

THE discovery of iron-based superconductors [1] inspired an immense research activity in this field. Over the past two years, several groups of iron-based superconductors have been discovered, such as  $\text{BaFe}_2\text{As}_2$  (122 series) [2],  $\text{LiFeAs}$  (111 series) [3] and  $\text{FeSe}$  (11 series) [4]. Among them, the 11 series, such as  $\text{FeSe}$ ,  $\text{FeTe}_{1-x}\text{S}_x$  and  $\text{FeTe}_{1-x}\text{S}_x$ , is an important ferrous superconducting system. The 11 series has the simplest structure without block layers along the  $c$ -axis, and less toxicity compared to the other FeAs-based superconductors [5]-[8]. Although the transition temperature ( $T_c$ ) of  $\text{FeSe}$  is as low as 8.5 K, the  $T_c$  can be highly enhanced to 15 K by partial substitution of Te or S [5]-[10], and up to 37 K under high pressure [11]-[13]. Moreover, 11 series have a high upper critical field ( $H_{c2}$ ) [6], [14], [15]. Therefore, the 11 series have a great potential for applications.

We succeeded in the observation of a zero-resistivity current on the current-voltage measurement for the iron-based superconducting wire using the in-situ powder-in-tube (PIT) method with an Fe sheath [16]. Up to now, there are hardly any new reports on the fabrication of superconducting wires in

which transport critical current density ( $J_c$ ) values were obtained [16], [17]. Furthermore, obtained  $J_c$  in these wires is much lower than intra-grain  $J_c$  [18]. Lee *et al.* pointed out that grain boundaries in 122 series exhibit current-limiting behavior similar to that observed in high- $T_c$  cuprates [19]. However, heat treatment may enhance grain connectivity and result in  $J_c$  improvement [20]. In this paper, we report on the fabrication of the  $\text{FeTe}_{0.5}\text{Se}_{0.5}$  superconducting wire using the ex-situ PIT method with an Fe sheath, and the effect of heat treatment on superconductivity in  $\text{FeTe}_{0.5}\text{Se}_{0.5}$  wire.

## II. EXPERIMENTAL

$\text{FeTe}_{0.5}\text{Se}_{0.5}$  wires were prepared using an ex-situ PIT method with an Fe sheath. First of all, polycrystalline samples of  $\text{FeTe}_{0.5}\text{Se}_{0.5}$  were prepared using the solid state reaction method. High purity powders of Fe (99.9% up), Se (99.999%) and Te (99.999%) were mixed with nominal compositions and sealed into evacuated quartz tubes. Then the powders were heated at 650°C for 15 h. The obtained samples were ground and pressed into pellets. The pellets were reheated at 650°C for 15 h in evacuated quartz tubes. After furnace cooling, the product was reground and packed into a pure Fe tube with a length of 5 cm. The inner and outer diameters of the tube were 3.5 and 6 mm, respectively. The composite was initially fabricated in a rod shape with about 2.5 mm × 2.5 mm cross section by groove rolling and then drawing into a wire of 1.1 mm in diameter. Fig. 1(a) shows optical micrographs of the transverse cross section of the wire. The cross section shows




Fig. 1.  $\text{FeTe}_{0.5}\text{Se}_{0.5}$  wire fabricated by the ex-situ PIT method. (a) Optical micrograph of the transverse cross section of wire after heat treatment at 200°C for 2 h. (b) Photograph of samples after cutting and before heating.

Manuscript received 3 August 2010. This work was supported by Japan Society for the Promotion of Science (22-10227). Part of the work was supported in part by Grant-in-Aid for Scientific Research (KAKENHI)

T. Ozaki, K. Deguchi, Y. Mizuguchi, H. Kumakura, and Y. Takano are with Superconducting Materials Center, National Institute for Materials Science, 1-2-1 Sengen, Tsukuba 305-0047, Japan, and JST-TRIP, Japan Science and Technology Agency-Transformative Research-Project on Iron-Pnictides, 1-2-1 Sengen, Tsukuba 305-0047, Japan, (phone: +81-29-859-2644; fax: +81-29-859-2601; e-mail: OZAKI.Toshinori@nims.go.jp, DEGUCHI.Keita@nims.go.jp, MUZUGUCHI.Yoshikazu@nims.go.jp, KUMAKURA.Hiroaki@nims.go.jp, TAKANO.Yoshihiko@nims.go.jp).

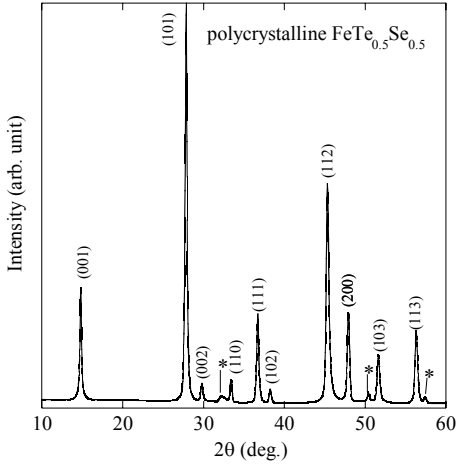


Fig. 2. Powder x-ray diffraction pattern for the as-grown  $\text{FeTe}_{0.5}\text{Se}_{0.5}$  samples. The asterisks indicate the peaks of impurity phase.

uniform deformation of composite without any breakage. The round-shaped wire was cut into pieces of about 4 cm in length (Fig. 1(b)), and the wires were sealed into a quartz tube with an atmospheric-pressured argon gas. The sealed wires were rapidly heated at 150-500°C for 2 h.

Constituent phases were determined by powder X-ray diffraction (XRD) with Cu  $K\alpha$  radiation and intensity data were collected in the  $2\theta$  range of 5-60°. Temperature dependence of magnetic susceptibility was measured using a superconducting quantum interference device (SQUID) magnetometer at  $H = 10$  Oe. Temperature dependence of resistivity and transport critical current density  $J_c$  were measured by the four-probe method with a physical property measurement system (PPMS).

### III. RESULT AND DISCUSSION

#### A. Polycrystalline $\text{FeTe}_{0.5}\text{Se}_{0.5}$

The x-ray diffraction pattern of  $\text{FeTe}_{0.5}\text{Se}_{0.5}$  compound is shown in Fig. 2. All the peaks were well indexed using a space group of  $P4/nmm$  except for an unidentified small peak as an impurity phase labeled by asterisks. The compound crystallizes in a tetragonal structure and no secondary phase is observed. Lattice parameters are found to be  $a=3.7943(2)$  and  $c=5.9966(5)$  Å. The lattice parameters are in good agreement with previously published reports [5], [21].

Temperature dependence of zero-field-cooled (ZFC) and field cooled (FC) magnetization of polycrystalline  $\text{FeTe}_{0.5}\text{Se}_{0.5}$  is shown in Fig. 3(a). The sample showed superconducting transition at 13.9 K. The superconducting volume fraction estimated from the ZFC magnetization at 2 K was larger than 100% due to the porous structure and a demagnetization effect of the sample. Fig. 3(b) shows the temperature dependence of the resistivity of  $\text{FeTe}_{0.5}\text{Se}_{0.5}$  compound. Resistivity around  $T_c$  is shown in the inset. While this compound has a somewhat semiconducting behavior above 150 K, it shows metallic behavior in the normal state below 150 K. Similar temperature dependence of resistivity is reported for samples with compositions close to  $\text{FeTe}_{0.5}\text{Se}_{0.5}$  [7], [8], [21], [22]. This behavior has been attributed to a weak charge-carrier

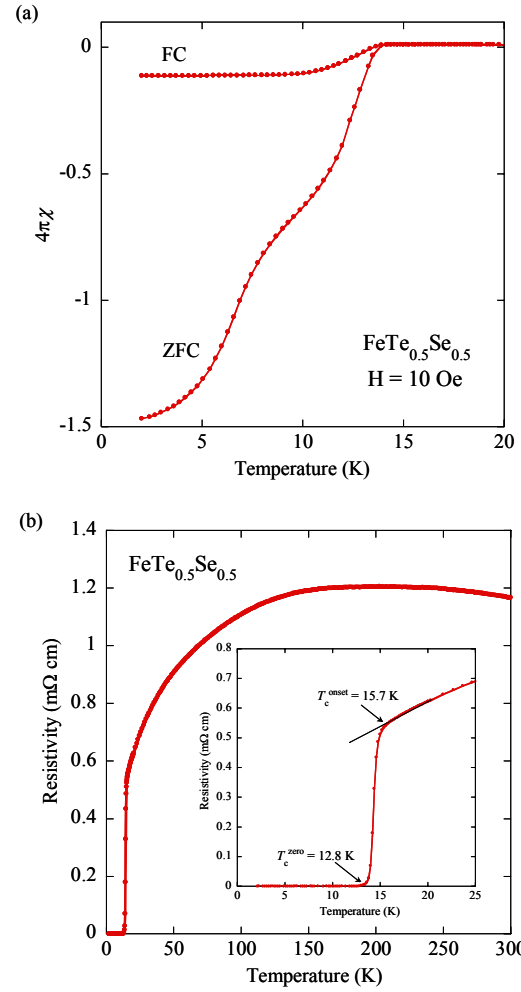


Fig. 3. (a) Temperature dependence of the zero-field-cooled (ZFC) and field-cooled (FC) magnetization at  $H = 10$  Oe and (b) temperature dependence of resistivity of a sintered bulk sample with a nominal composition of  $\text{FeTe}_{0.5}\text{Se}_{0.5}$ .

localization due to a large amount of excess Fe in  $\text{Fe}_{1+y}\text{Te}_{1-x}\text{Se}_x$  system [23]. Additionally, the value of resistivity is higher than that reported in the previous reports [7], [8], [21], [22]. This could be resulted from the microscopic inhomogeneities that are still present in our sample and impurity phases. The superconducting transition was observed at  $T_c^{\text{onset}}$  of 15.7 K and zero-resistivity was achieved at 12.8 K. These values are almost the same as previous reports on polycrystalline and single crystal  $\text{FeTe}_{0.5}\text{Se}_{0.5}$  samples [19]-[23].

#### B. $\text{FeTe}_{0.5}\text{Se}_{0.5}$ superconducting wire

Fig. 4 shows the temperature dependence of resistivity at zero magnetic fields for  $\text{FeTe}_{0.5}\text{Se}_{0.5}$  wires fabricated by ex-situ PIT method. The values of  $T_c^{\text{onset}}$ ,  $T_c^{\text{zero}}$  and transition width ( $\Delta T_c$ ) are listed in table 1. Surprisingly, superconducting current was observed in the as-fabricated wire without any heat treatments. The zero-resistivity critical temperature ( $T_c^{\text{zero}}$ ) and transport critical current density ( $J_c$ ) at 2 K were 3.2 K and 2.8 A/cm<sup>2</sup>, respectively.  $J_c$  was obtained using the criteria of  $E = 1$   $\mu\text{V}/\text{cm}$ . In addition, with increasing temperature of heat treatment, the value of  $T_c^{\text{onset}}$  and  $T_c^{\text{zero}}$  increased. The highest  $T_c^{\text{onset}}$ ,  $T_c^{\text{zero}}$  and  $\Delta T_c$  were 10.8 K, 9.1 K and 1.7 K for

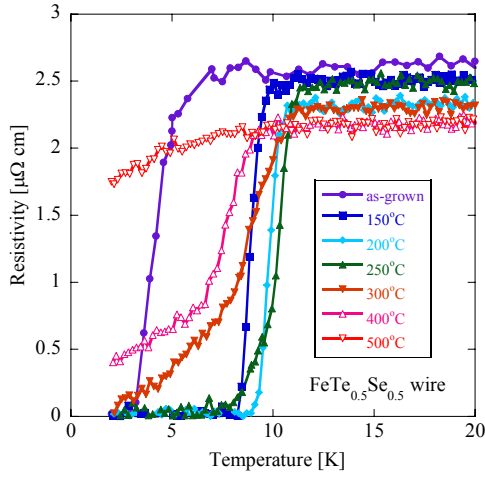


Fig. 4 Temperature dependence of resistivity for  $\text{FeTe}_{0.5}\text{Se}_{0.5}$  superconducting wires at as-grown and different annealing temperatures  $T = 150\text{-}500^\circ\text{C}$ .

TABLE I  $T_c^{\text{ONSET}}$ ,  $T_c^{\text{ZERO}}$  AND  $\Delta T_c$  FOR  $\text{FeTe}_{0.5}\text{Se}_{0.5}$  SUPERCONDUCTING WIRES AT AS-GROWN AND DIFFERENT ANNEALING TEMPERATURES  $T = 150\text{-}500^\circ\text{C}$ .

Annealing Temperature	$T_c^{\text{onset}}$ [K]	$T_c^{\text{zero}}$ [K]	$\Delta T_c$ [K]
As-grown	6.8	3.2	3.6
150°C	10.0	8.3	1.7
200°C	10.8	9.1	1.7
250°C	11.4	8.0	3.4
300°C	11.0	2.4	8.6
400°C	9.1	—	—
500°C	7.2	—	—

$\text{FeTe}_{0.5}\text{Se}_{0.5}$  wire annealed at  $200^\circ\text{C}$  for 2 h, respectively. The narrow  $\Delta T_c$  is indicative of high homogeneity of the superconducting property. Note that the transport  $J_c$  value showed  $82.5 \text{ A/cm}^2$  at 2 K and  $64.1 \text{ A/cm}^2$  at 4.2 K, a factor of 5 higher than the value obtained Fe (Se,Te) wire fabricated by in-situ PIT method [16]. It is considered that the heat treatment in  $\text{FeTe}_{0.5}\text{Se}_{0.5}$  improved the inter-grain connectivity. However, with an increase in temperature above  $250^\circ\text{C}$ , the values of  $T_c^{\text{zero}}$  were reduced. Furthermore,  $\text{FeTe}_{0.5}\text{Se}_{0.5}$  wires annealed above  $400^\circ\text{C}$  did not show zero-resistivity. We recently confirmed that Fe sheath reasonably supplied Fe for synthesizing the superconducting phase of Fe (Se,Te) [16]. Moreover, it is reported that the superconducting transition in single crystal of  $\text{Fe}_y\text{Te}_x\text{Se}_{1-x}$  was suppressed by excess Fe [23]. Given these results, Fe sheath might excessively supply Fe for the superconducting phase, and the increase of excess Fe concentration resulted in reduced superconductivity.

Furthermore, it is notable that the  $T_c^{\text{onset}}$  values of each  $\text{FeTe}_{0.5}\text{Se}_{0.5}$  wire were suppressed more than 4 K compared to than that of  $\text{FeTe}_{0.5}\text{Se}_{0.5}$  polycrystalline bulk. This result could be attributed to stress of  $\text{FeTe}_{0.5}\text{Se}_{0.5}$  phase due to rolling process.

Fig. 5(a) shows the temperature dependence of the resistivity under various magnetic fields for the  $\text{FeTe}_{0.5}\text{Se}_{0.5}$  wire annealed at  $200^\circ\text{C}$  for 2 h. With increasing magnetic fields, the  $R(T)$

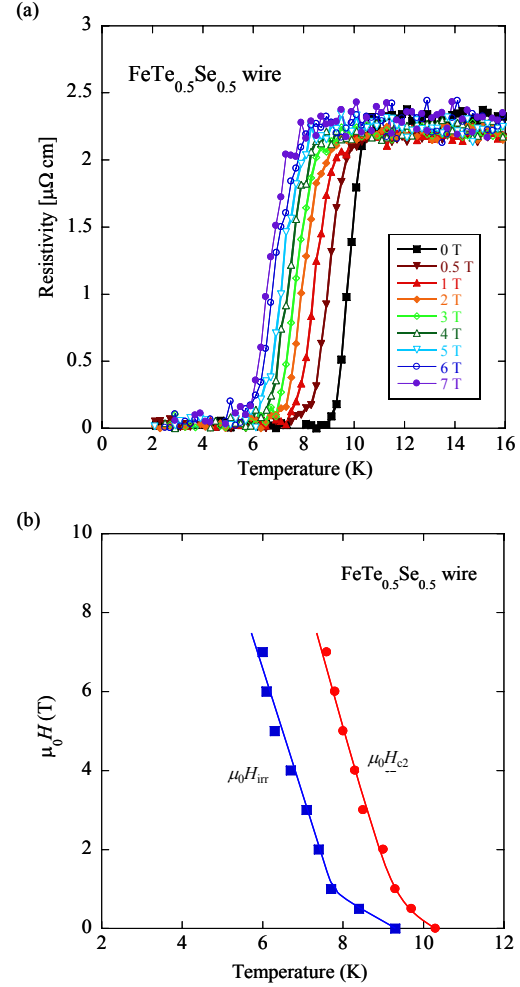


Fig. 5 (a) Temperature dependence of resistivity for  $\text{FeTe}_{0.5}\text{Se}_{0.5}$  superconducting wires annealed at  $200^\circ\text{C}$  for 2 h under magnetic fields up to 7 T. (b) Upper critical field ( $\mu_0 H_{c2}$ ) line and Irreversibility field ( $\mu_0 H_{\text{irr}}$ ) line as a function of temperature for  $\text{FeTe}_{0.5}\text{Se}_{0.5}$  superconducting wires annealed at  $200^\circ\text{C}$  for 2 h.

curves are shifted to lower temperature, but also they do not much broaden, indicating that a two-dimensional feature and the superconducting fluctuations in this wire are small. The upper critical field ( $\mu_0 H_{c2}$ ) and the irreversibility field ( $\mu_0 H_{\text{irr}}$ ) of the  $\text{FeTe}_{0.5}\text{Se}_{0.5}$  wires annealed at  $200^\circ\text{C}$  for 2 h are plotted in Fig. 5(b) as a function of temperature. We have estimated  $\mu_0 H_{c2}$  and  $\mu_0 H_{\text{irr}}$ , using 90% and 10% of normal state resistivity, respectively. The  $\mu_0 H_{c2}(0)$  is estimated to be  $\sim 40 \text{ T}$  by linear extrapolation. Applying the Werthamer-Helfand-Hohenberg (WHH) theory [24], the  $\mu_0 H_{c2}(0)$  is calculated to be  $\sim 28 \text{ T}$ . In order to approximate the superconducting parameters, we have used the Ginzburg-Landau formula for the coherence length ( $\xi$ ),  $\xi = (\Phi_0/2\pi\mu_0 H_{c2})^{1/2}$ , where  $\Phi_0 = 2.07 \text{ Oe cm}^2$ ,  $\xi(0)$  was calculated as  $\sim 3.4 \text{ nm}$ . Additionally, as shown in Fig. 5(b),  $\mu_0 H_{\text{irr}}$  values at 4.2 K and 0 K are estimated to be  $\sim 13 \text{ T}$  and  $\sim 25 \text{ T}$ , respectively, by linear extrapolation. In polycrystalline  $\text{FeTe}_{0.5}\text{Se}_{0.5}$ , the  $\mu_0 H_{c2}(0) \sim 120 \text{ T}$  was reported [14]. We found that the heat treatment improved superconducting properties due to better connections between grains. Superconducting properties can be further enhanced by improvement of inter-grain connectivity. Therefore,  $\text{FeTe}_{0.5}\text{Se}_{0.5}$  wires have a

great potential for enhanced superconducting properties by optimization of the fabrication process.

#### IV. CONCLUSION

We fabricated  $\text{FeTe}_{0.5}\text{Se}_{0.5}$  superconducting wire using the ex-situ PIT method with an Fe sheath. In the as-grown  $\text{FeTe}_{0.5}\text{Se}_{0.5}$  wire without heat treatment, zero-resistivity was observed at 3.2 K and transport  $J_c$  showed 2.8 A/cm<sup>2</sup> at 2 K. In addition, by annealing at 200°C for 2 h,  $T_c^{\text{zero}}$  and  $J_c$  were enhanced up to 9.1 K and 82.5 A/cm<sup>2</sup> at 2 K, respectively. The heat treatment improved the superconducting properties such as  $T_c$  and  $J_c$  due to improvement of the inter-grain connectivity. For applications, it is desirable to improve the transport  $J_c$  and  $\mu_0 H_{\text{irr}}$ .  $\text{FeTe}_{0.5}\text{Se}_{0.5}$  has high intra-grain  $J_c$  and high  $\mu_0 H_{c2}$ . Therefore, it is quite possible that significant improvement of transport  $J_c$  and  $\mu_0 H_{\text{irr}}$  can be achieved by the enhancement of inter-grain  $J_c$ .

#### REFERENCES

- [1] Y. Kamihara, T. Watanabe, M. Hirano, and H. Hosono, "Iron-Based Layered Superconductor  $\text{La}[\text{O}_{1-x}\text{F}_x]\text{FeAs}$  ( $x = 0.05-0.12$ ) with  $T_c = 26$  K," *J. Am. Chem. Soc.*, vol. 130, pp. 3296-3297, 2008.
- [2] M. Rotter, M. Tegel, and D. Johrendt, "Superconductivity at 38 K in the Iron Arsenide  $(\text{Ba}_{1-x}\text{K}_x)\text{Fe}_2\text{As}_2$ ," *Phys. Rev. Lett.*, vol. 101, pp. 107006-107009, 2008.
- [3] X.C. Wang, Q.Q. Liu, Y.X. Lv, W.B. Gao, L.X. Yang, R.C. Yu, F.Y. Li, and C.Q. Jin, "The superconductivity at 18 K in  $\text{LiFeAs}$  system," *Solid Stat Commun.*, vol. 148, pp. 538- 540, 2008.
- [4] F. C. Hsu, J. Y. Luo, K. W. Yeh, T. K. Chen, T. W. Huang, P. M. Wu, Y. C. Lee, Y. L. Huang, Y. Y. Chu, D. C. Yan, and M. K. Wu, "Superconductivity in the PbO-type structure  $\alpha\text{-FeSe}$ ," *Proc. Natl. Acad. Sci. U.S.A.*, vol. 105, pp. 14262-14264, 2008.
- [5] M. H. Fang, H. M. Pham, B. Qian, T. J. Liu, E. K. Vehstedt, Y. Liu, L. Spinu, and Z. Q. Mao, "Superconductivity close to magnetic instability in  $\text{Fe}(\text{Se}_{1-x}\text{Te}_x)_{0.82}$ ," *Phys. Rev. B*, vol. 78, pp. 224503-224507, 2008.
- [6] Y. Mizuguchi, F. Tomioka, S. Tsuda, T. Yamaguchi, and Y. Takano, "Superconductivity at 27 K in tetragonal  $\text{FeSe}$  under high pressure," *Appl. Phys. Lett.*, vol. 93, pp. 152505-152507, 2008.
- [7] K. W. Yeh, T. W. Huang, Y. L. Huang, T. K. Chen, F. C. Hsu, P. M. Wu, Y. C. Lee, Y. Y. Chu, C. L. Chen, J. Y. Luo, D. C. Yan, and M. K. Wu, "Tellurium substitution effect on superconductivity of the  $\alpha$ -phase iron selenide," *Europhys. Lett.*, vol. 84, pp. 37002-37005, 2008.
- [8] Y. Mizuguchi, F. Tomioka, S. Tsuda, T. Yamaguchi, and Y. Takano, "Substitution Effects on  $\text{FeSe}$  Superconductor," *J. Phys. Soc. Jpn.*, vol. 78, pp. 074712-074716, 2009.
- [9] Y. Mizuguchi, F. Tomioka, S. Tsuda, T. Yamaguchi, and Y. Takano, "Superconductivity in S-substituted  $\text{FeTe}$ ," *Appl. Phys. Lett.*, vol. 94, pp. 012503-012505, 2009.
- [10] Y. Mizuguchi, and Y. Takano, "Review of Fe chalcogenide as the simplest Fe-based superconductor," *J. Phys. Soc. Jpn.*, vol. 79, pp. 102001-102018, 2010.
- [11] S. Margadonna, Y. Takabayashi, Y. Ohishi, Y. Mizuguchi, Y. Takano, T. Kagayama, T. Nakagawa, M. Takata, and K. Prassides, "Pressure evolution of the low-temperature crystal structure and bonding of the superconductor  $\text{FeSe}$  ( $T_c = 37$  K)," *Phys. Rev. B*, vol. 80, pp. 064506-064511, 2009.
- [12] S. Medvedev, T. M. McQueen, I. A. Troyan, T. Palasyuk, M. I. Eremets, R. J. Cava, S. Naghavi, F. Casper, V. Ksenofontov, G. Wortmann, and C. Felser, "Electronic and magnetic phase diagram of  $\beta\text{-Fe}_{1.01}\text{Se}$  with superconductivity at 36.7 K under pressure," *Nat. Mater.*, vol. 8, pp. 630-633, 2009.
- [13] S. Masaki, H. Kotegawa, Y. Hara, H. Tou, K. Murata, Y. Mizuguchi, and Y. Takano, "Precise Pressure Dependence of the Superconducting Transition Temperature of  $\text{FeSe}$ : Resistivity and  $^{77}\text{Se}$ -NMR Study," *J. Phys. Soc. Jpn.*, vol. 78, pp. 063704-063707, 2009.
- [14] K. W. Yeh, H. C. Hsu, T. W. Huang, P. M. Wu, Y. L. Huang, T. K. Chen, J. Y. Luo, and M. K. Wu, "Se and Te Doping Study of the  $\text{FeSe}$  Superconductors," *J. Phys. Soc. Jpn. Suppl. C*, vol. 77, pp. 19-22, 2008.
- [15] T. Kida, M. Kotani, Y. Mizuguchi, Y. Takano, and M. Hagiwara, "Weak superconducting fluctuations and small anisotropy of the upper critical fields in an  $\text{Fe}_{1.05}\text{Te}_{0.85}\text{Se}_{0.15}$  single crystal," *J. Phys. Soc. Jpn.*, vol. 78, pp. 113701-113704, 2009.
- [16] Y. Mizuguchi, Keita Deguchi, S. Tsuda, T. Yamaguchi, H. Takeya, H. Kumakura, and Y. Takano, "Fabrication of the Iron-Based Superconducting Wire Using  $\text{Fe}(\text{Se},\text{Te})$ ," *Appl. Phys. Express*, vol. 2, pp. 083004-083006, 2009.
- [17] Y. Qi, L. Wang, D. Wang, Z. Zhang, A. Gao, X. Zhang, and Y. Ma, "Transport critical currents in the iron pnictide superconducting wires prepared by the *ex situ* PIT method," *Supercond. Sci. Technol.*, vol. 23, p. 055009, 2009.
- [18] T. Taen, Y. Tsuchiya, Y. Nakajima, and T. Tamegai, "Superconductivity at  $T_c \sim 14$  K in single-crystalline  $\text{FeTe}_{0.61}\text{Se}_{0.39}$ ," *Phys. Rev. B*, vol. 80, pp. 092502-092505, 2009.
- [19] S. Lee, J. Jiang, J. D. Weiss, C. M. Folkman, C. W. Bark, C. Tarantini, A. Xu, D. Abrahimov, A. Polyanskii, C. T. Nelson, Y. Zhang, S. H. Baek, H. W. Jang, A. Yamamoto, F. Kametani, X. Q. Pan, E. E. Hellstrom, A. Gurevich, C. B. Eom, and D. C. Larbalestier, "Weak-link behavior of grain boundaries in superconducting  $\text{Ba}(\text{Fe}_{1-x}\text{Co}_x)_2\text{As}_2$  bicrystals," *Appl. Phys. Lett.*, vol. 95, pp. 212505-212507, 2009.
- [20] Z. Zhang, Y. Qi, L. Wang, Z. Gao, D. Wang, X. Zhang, and Y. Ma, "Effects of heating conditions on the microstructure and superconducting properties of  $\text{Sr}_{0.6}\text{K}_{0.4}\text{Fe}_2\text{As}_2$ ," *Supercond. Sci. Technol.*, vol. 23, p. 065009, 2010.
- [21] V. P. S. Awana, Anand Pal, Arpita Vajpayee, Monika Mudgel, H. Kishan, Mushahid Husain, R. Zeng, S Yu, Y. F. Guo, Y. G. Shi, K. Yamaura, and E. Takayama-Muromachi, "Synthesis and physical properties of  $\text{FeSe}_{1/2}\text{Te}_{1/2}$  superconductor," *J. Appl. Phys.*, vol. 107, p. 09E128, 2010.
- [22] T. J. Liu, X. Ke, B. Qian, J. Hu, D. Fobes, E. K. Vehstedt, H. Pham, J. H. Yang, M. H. Fang, L. Spinu, P. Schiffer, Y. Liu, and Z. Q. Mao, "Charge-carrier localization induced by excess Fe in the superconductor  $\text{Fe}_{1+y}\text{Te}_{1-x}\text{Se}_x$ ," *Phys. Rev. B*, vol. 80, pp. 174509-174514, 2009.
- [23] B. C. Sales, A. S. Sefat, M. A. McGuire, R. Y. Jin, and D. Mandrus, "Bulk superconductivity at 14 K in single crystals of  $\text{Fe}_{1+y}\text{Te}_x\text{Se}_{1-x}$ ," *Phys. Rev. B*, vol. 79, pp. 094521-094525, 2009.
- [24] N. R. Werthamer, E. Helfand, and P. C. Hohenberg, "Temperature and Purity Dependence of the Superconducting Critical Field,  $H_{c2}$ . III. Electron Spin and Spin-Orbit Effects" *Phys. Rev.*, vol. 147, pp. 295-302, 1966.