

Superconductivity in $\text{FeTe}_{1-x}\text{S}_x$ induced by alcohol

Keita Deguchi^{1,2,3}, Yoshikazu Mizuguchi^{1,2,3}, Toshinori Ozaki^{1,3}, Shunsuke Tsuda^{1,3}, Takahide Yamaguchi^{1,3} and Yoshihiko Takano^{1,2,3}

1. National Institute for Materials Science, 1-2-1, Sengen, Tsukuba, 305-0047, Japan
2. University of Tsukuba, 1-1-1 Tennodai, Tsukuba, 305-8571, Japan
3. JST-TRIP, 1-2-1, Sengen, Tsukuba, 305-0047, Japan

Keywords: superconductivity, Fe-based superconductivity, FeTe, alcohol, wine

Abstract

We found that hot commercial alcohol drinks are much effective to induce superconductivity in $\text{FeTe}_{0.8}\text{S}_{0.2}$ compared to water, ethanol and water-ethanol mixture. Both the highest zero resistivity temperature of 7.8 K and superconducting volume fraction of 62.4 % are observed for the $\text{FeTe}_{0.8}\text{S}_{0.2}$ sample heated in red wine. Any elements in alcohol drinks, other than water and ethanol, would play an important role to induce superconductivity.

1. Introduction

Since the discovery of superconductivity in $\text{LaFeAsO}_{1-x}\text{F}_x$, several types of Fe-based superconductors have been discovered [1-4]. The parent phase of Fe-based superconductor basically undergoes antiferromagnetic transition. To achieve superconductivity, suppression of the antiferromagnetic ordering is needed. Elemental substitutions suppress the antiferromagnetic ordering and produce superconductivity. For example, BaFe_2As_2 which is one of the parent phases can be superconducting with both Ba-, Fe- and As-site substitution; $\text{Ba}_{1-x}\text{K}_x\text{Fe}_2\text{As}_2$, $\text{Ba}(\text{Fe}_{1-x}\text{Co}_x)_2\text{As}_2$ and $\text{BaFe}_2(\text{As}_{1-x}\text{P}_x)_2$ show superconductivity [2,5,6]. Furthermore, superconductivity in SrFe_2As_2 is induced by exposing the sample to the water [7]. Having considered the fact that various substitutions can induce superconductivity, a search of a dopant to induce or enhance superconductivity of Fe-based compounds is one of the attracting studies.

The simplest parent phase of Fe-based superconductor is FeTe. It undergoes antiferromagnetic order around 70 K and does not show superconductivity. Elemental substitution for the Te site can suppress the magnetism. For example, S substitution suppresses the magnetic order, and S-substituted FeTe shows superconductivity [8]. However, the synthesis of superconducting $\text{FeTe}_{1-x}\text{S}_x$ is difficult due to the solubility limit caused by a large difference of ionic radius between S and Te. To date, we have reported that $\text{FeTe}_{1-x}\text{S}_x$ synthesized using a solid-state reaction does not show bulk superconductivity while the antiferromagnetic ordering seems to be suppressed. However, bulk superconductivity is induced in the $\text{FeTe}_{1-x}\text{S}_x$ sample by the air exposure (moisture), water immersion and oxygen annealing [9-11]. To find better (easier and more quick) way to induce superconductivity of $\text{FeTe}_{1-x}\text{S}_x$, we investigated the effects of immersing the as-grown $\text{FeTe}_{0.8}\text{S}_{0.2}$ sample into pure ethanol, ethanol-water mixture, and commercial alcohol drinks.

2. Experimental

The polycrystalline samples of $\text{FeTe}_{0.8}\text{S}_{0.2}$ were prepared using the solid-state reaction method. The powders of Fe, Te and TeS were sealed into an evacuated quartz tube with a nominal composition of $\text{FeTe}_{0.8}\text{S}_{0.2}$, and heated at 600 °C for 10 h. After furnace cooling, the products were ground, palletized, sealed into the evacuated quartz tube and heated again at 600 °C for 10 h. The obtained as-grown samples were immersed into the glass bottles (20 ml) filled with ethanol-water mixtures and alcohol drinks (beer, red wine, white wine, Japanese sake, Shochu (clear distilled liquor) and whisky), respectively. Ion-exchanged water was used for the ethanol-water mixtures. The samples in various alcohol drinks were heated at 70 °C for 24 h. Temperature dependence of magnetization was measured using a SQUID magnetometer down to 2 K under a magnetic field of 10 Oe after both zero-field cooling and field cooling. Temperature dependence of resistivity was measured down to 2 K using the four-terminals method. X-ray diffraction patterns were collected using the Cu-K α radiation.

3. Results and discussion

Fig.1(a) shows temperature dependence of magnetization for $\text{FeTe}_{0.8}\text{S}_{0.2}$ heated in various ethanol-water mixtures with the ethanol concentration of 0, 20, 40, 60, 80 and 100 %. As reported in previous works, superconductivity is not observed for the as-grown sample and the sample heated at 70 °C in pure water shows superconducting diamagnetic signal. The samples heated in various ethanol-water mixtures also show superconductivity, not depending on the ethanol concentration. We measured the magnetization for the samples heated in beer (ethanol concentration = 5 %), red wine (11 %), white wine (11 %), Japanese sake (15 %), Shochu (35%) and whisky (40 %). The samples in these alcohol drinks also show superconductivity as shown in Fig.1(b). Surprisingly, the superconducting diamagnetic signals of all the samples heated in alcohol drinks are clearly larger than that of the samples heated in the ethanol-water mixtures, indicating that the alcohol drinks are much effective for evolution of superconductivity in $\text{FeTe}_{0.8}\text{S}_{0.2}$ than the pure ethanol-water mixture. We estimated the superconducting volume fraction of the samples heated in the Shochu, whisky, Japanese sake, beer, white wine and red wine to be 23.1 %, 34.4 %, 35.8 %, 37.8 %, 46.8 %, 62.4 %, respectively. We found that the superconducting volume fraction of the Red wine sample is the largest. We confirmed the reproducibility of these results with more than 5 times.

Fig.2 shows the ethanol concentration dependence of superconducting volume

fraction of the $\text{FeTe}_{0.8}\text{S}_{0.2}$ samples with various conditions. Superconducting volume fraction of the samples in ethanol-water mixtures is less than 15%, and does not depend on the ethanol concentration. In contrast, superconducting volume fraction of the samples heated in alcohol drinks is 20 - 70 %, obviously larger than that of the cases of ethanol-water mixtures. These results suggest that the evolution of superconductivity is related to not just alcohol but the other elements in the alcohol drinks.

Figure.3 shows the temperature dependence of normalized resistivity below 10 K for the samples heated in beer, red wine, white wine, Japanese sake, Shochu and whisky. The resistivity is normalized at 10 K for comparison. Although the onset temperature of the superconducting transition for all samples is almost same value of 9.3 K, the zero resistivity temperature of the samples depends on the variety of alcohol drinks. The samples heated in red wine and white wine show a sharp superconducting transition with $T_c^{\text{zero}} = 7.8$ K. A similar transition is observed for the samples heated in beer, Japanese sake and whisky, showing T_c^{zero} around 7.5 K. The sample heated in Shochu shows T_c^{zero} around 7.1 K. Because Shochu is mainly composed of pure alcohol and water, both the T_c and superconducting volume fraction for the sample heated in Shochu would be the lowest. The tendency that higher and lower T_c^{zero} appear for the sample heated in wine (both red and white) and Shochu, respectively, is consistent with the tendency of the superconducting volume fraction estimated from magnetic susceptibility measurement.

Then, what is the origin of superconductivity induced by the heat treatment in alcohol drinks? One candidate is an intercalation of some ions into the interlayer of the FeTe layers, because FeTe has a layered structure. There are some similar reports on superconductivity induced by elementary intercalation [12,13]. If a carrier would be generated by the intercalation, superconductivity would be induced. Another candidate to explain the evolution of superconductivity is oxygen in the liquid. In fact, oxygen annealing at 200 °C for the as-grown $\text{FeTe}_{0.8}\text{S}_{0.2}$ induces bulk superconductivity. However, oxygen annealing at 70 °C gives worse superconducting properties than hot alcohol drinks. Furthermore, on the basis of the result that the wine and beer, which oxidize easily, induce better superconducting property, we conclude that the alcohol drinks would play an important role in supplying oxygen into the sample as a catalyst. To elucidate the origin, the detailed analysis of structure and composition should be performed.

In conclusion, we found that hot commercial alcohol drinks are much effective to induce superconductivity in $\text{FeTe}_{0.8}\text{S}_{0.2}$ compared to water, ethanol and water-ethanol mixture. Both the highest T_c and superconducting volume fraction are achieved by

heating the $\text{FeTe}_{0.8}\text{S}_{0.2}$ sample in red wine. To clarify the origin of evolution of superconductivity with hot alcohol drinks, detailed investigation in crystal structure is needed.

Acknowledgement

This work was partly supported by a Grant-in-Aid for Scientific Research (KAKENHI).

References

- [1] Y. Kamihara, T. Watanabe, M. Hirano, and H. Hosono, *J. Am. Chem. Soc.* 130, 3296 (2008).
- [2] M. Rotter, M. Tegel, and D. Johrendt, *Phys. Rev. Lett.* 101, 107006 (2008).
- [3] Wang X. C., Liu Q. Q., Lv Y. X., Gao W. B., Yang L. X., Yu R. C., Li F. Y. and Jin C. Q., *Solid State Commun.* 148, 538 (2008).
- [4] F. C. Hsu, J. Y. Luo, K. W. The, T. K. Chen, T. W. Huang, P. M. Wu, Y. C. Lee, Y. L. Huang, Y. Y. Chu, D. C. Yan and M. K. Wu, *Proc. Natl. Acad. Sci. U.S.A.* 105, 14262 (2008).
- [5] A. S. Sefat, R. Jin, M. A. McGuire, B. C. Sales, D. J. Singh and D. Mandrus, *Phys. Rev. Lett.* 101, 117004 (2008).
- [6] S. Jiang, H. Xing, G. Xuan, C. Wang, Z. Ren, C. Feng, J. Dai, Z. Xu and G. Cao, *J. Phys: Condens. Matter* 21, 382203 (2009).
- [7] H. Hiramatsu, T. Katase, T. Kamiya, M. Hirano and H. Hosono, *Phys. Rev. B* 80, 052501 (2009).
- [8] Y. Mizuguchi, F. Tomioka, S. Tsuda, T. Yamaguchi and Y. Takano, *Appl. Phys. Lett.* 94, 012503 (2009)
- [9] Y. Mizuguchi, K. Deguchi, S. Tsuda, T. Yamaguchi and Y. Takano, *Phys. Rev. B* 81, 214510 (2010).
- [10] Y. Mizuguchi, K. Deguchi, S. Tsuda, T. Yamaguchi and Y. Takano, *Europhys. Lett.* 90, 57002 (2010).
- [11] K. Deguchi, Y. Mizuguchi, S. Ogawara, T. Watanabe, S. Tsuda, T. Yamaguchi and Y. Takano, *Physica C*, in printing (doi:10.1016/j.physc.2009.10.124)
- [12] H. Sakurai, M. Osada, and E. Takayama-Muromachi, *Chem. Mater.* 19, 6073 (2007).
- [13] Y. Takano, S. Takayanagi, S. Ogawa, T. Yamadaya and N. Mori, *Solid State Commun.* 103, 215 (1997).

Figure captions

Fig.1. (a) Temperature dependence of magnetic susceptibility for the $\text{FeTe}_{0.8}\text{S}_{0.2}$ samples heated in the various ethanol-water mixture. (b) Temperature dependence of magnetic susceptibility for the samples heated in the alcohol drinks.

Fig. 2. Ethanol concentration dependence of superconducting volume fraction for the $\text{FeTe}_{0.8}\text{S}_{0.2}$ sample heated in various liquids, the alcohol drinks and ethanol-water mixture. The bottom axis is the ethanol concentration.

Fig. 3 Temperature dependence of normalized resistivity below 10 K for the $\text{FeTe}_{0.8}\text{S}_{0.2}$ samples heated in the alcohol drinks.

Fig. 1

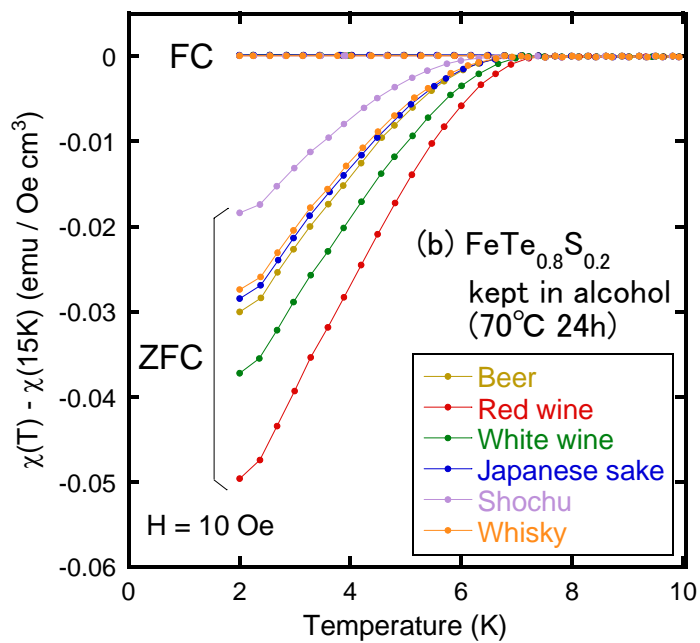
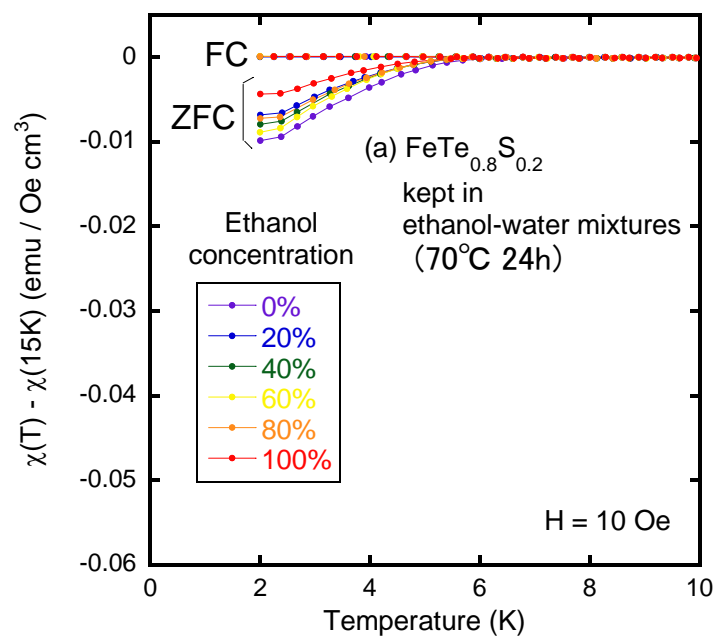


Fig. 2

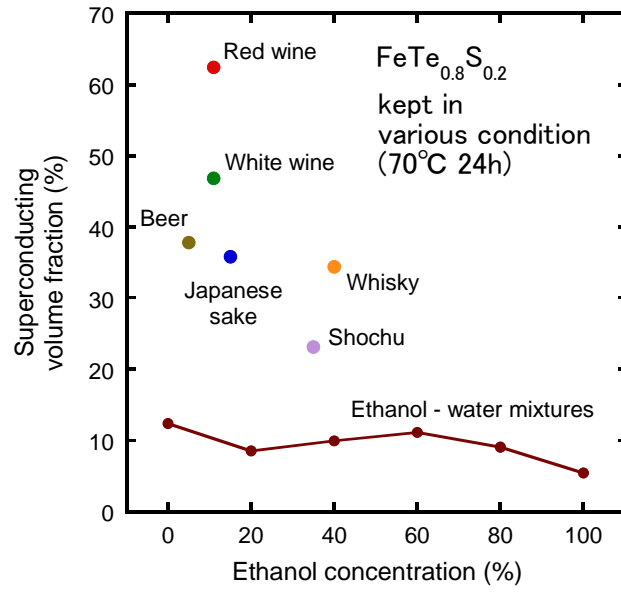


Fig.3

