

High frequency wave packets for the Schrödinger equation and its numerical approximations

Paquets d'ondes à haute fréquence pour l'équation de Schrödinger et ses approximations numériques

Aurora Marica^b, Enrique Zuazua^{a,b}

^a*Ikerbasque, Basque Foundation for Science, Alameda Urquijo 36-5, Plaza Bizkaia, 48011, Bilbao, Basque Country, Spain*

^b*BCAM - Basque Center for Applied Mathematics, Bizkaia Technology Park 500, 48160, Derio, Basque Country, Spain*

Abstract

We build Gaussian wave packets for the linear Schrödinger equation and its finite difference space semi-discretization and illustrate the lack of uniform dispersive properties of the numerical solutions as established in [6]. It is by now well known that bigrid algorithms provide filtering mechanisms allowing to recover the uniformity of the dispersive properties as the mesh size goes to zero. We analyze and illustrate numerically how these high frequency wave packets split and propagate under these bigrid filtering mechanisms, depending on how the fine grid/coarse grid filtering is implemented.

Résumé

On construit des paquets d'ondes gaussiennes pour l'équation de Schrödinger linéaire continue unidimensionnelle ainsi que pour sa semi-discrétisation en espace par différences finies. On illustre numériquement le manque d'uniformité par rapport au pas du maillage des propriétés de dispersion des solutions numériques démontré dans [6]. Par ailleurs, il est bien connu que les algorithmes bi-grilles sont des mécanismes de filtrage efficaces pour récupérer l'uniformité des propriétés dispersives. On analyse la façon dont les solutions bi-grilles correspondant à plusieurs projections de la grille fine sur la grossière, se divisent en plusieurs paquets d'ondes, chacun se propageant différemment. On représente numériquement ces phénomènes et on montre que ce comportement est en accord avec les résultats théoriques connus sur la dispersion des solutions bi-grilles.

Email addresses: marica@bcamath.org (Aurora Marica), zuazua@bcamath.org (Enrique Zuazua).

Version française abrégée

Dans [6], il a été démontré que les solutions de l'équation de Schrödinger linéaire unidimensionnelle semi-discretisée en espace par différences finies sur une grille uniforme ne vérifient pas les estimations dispersives de l'équation de Schrödinger continue (estimations $L_t^q - L_x^p$ et gain d'une demi-dérivée localement en espace) uniformément par rapport au pas du maillage. Ce comportement pathologique est dû à l'existence de points critiques qui annulent l'une des deux premières dérivées de la relation de dispersion.

Une manière de récupérer l'uniformité de ces estimations consiste à faire un filtrage bi-grille des données initiales. Ce mécanisme a été introduit dans le travail pionnier de R. Glowinski [4] sur le filtrage bi-grille pour le contrôle des ondes. Son efficacité a été démontrée rigoureusement dans le contexte des propriétés dispersives de l'équation de Schrödinger dans [6]. Plus précisément, tout en gardant le schéma d'approximation semi-discret conservatif en différences finies, il s'agit de considérer uniquement des données initiales dans un maillage quatre fois plus grossier et de les prolonger par interpolation linéaire sur la grille fine.

Notre objectif principal dans cette Note est d'illustrer numériquement les effets pathologiques des solutions numériques et d'étudier dans quelle mesure ils disparaissent lorsqu'on applique les mécanismes de filtrage bi-grille.

Nous considérons des données initiales oscillatoires obtenues à partir d'un profil gaussien concentré en Fourier autour d'un certain nombre d'onde. Afin de comparer les différentes solutions numériques obtenues par le filtrage bi-grille, avant d'utiliser l'interpolation linéaire pour passer de la maille grossière à la fine, on doit projeter les données initiales du maillage fin sur le grossier. On le fait de deux manières : d'une part, par restriction des fonctions discrètes aux points du maillage grossier et, d'autre part, en moyennant les valeurs correspondant aux points de la grille fine situés dans le voisinage de chaque point dans la grille grossière. La première peut générer, entre autres, des solutions qui n'oscillent pas et ne se propagent pas, concentrées en Fourier autour du nombre d'onde $\xi = 0$, donc, régulières. La seconde peut donner lieu à des solutions tendant vers zéro quand le pas du maillage tend vers zéro.

Dans les deux cas, on constate que ce comportement est compatible avec les propriétés dispersives prouvées dans [6] pour la méthode de différences finies après le filtrage bimaille.

Problem formulation. Let us consider the 1 - d linear continuous Schrödinger equation (CSE):

$$i\partial_t u(x, t) + \partial_x^2 u(x, t) = 0, \quad x \in \mathbb{R}, t \in \mathbb{R} \setminus \{0\}, \quad u(x, 0) = \varphi(x), x \in \mathbb{R}. \quad (1)$$

The solution of (1) is given by $u(x, t) = S(t)\varphi(x)$, where $S(t) = \exp(it\partial_x^2)$ is the Schrödinger semigroup defined as $S(t)\varphi(x) = (G(\cdot, t) * \varphi)(x)$ and $G(x, t)$ is the fundamental solution of (1).

The solution of (1) verifies two *dispersive properties*: the *gain on the integrability* and the *local smoothing effect*

$$\|u\|_{L_t^q(\mathbb{R}, L_x^p(\mathbb{R}))} \leq c(p)\|\varphi\|_{L^2(\mathbb{R})}, \text{ respectively } \sup_R \left(\frac{1}{R} \int_{\mathbb{R}} \int_{-R}^R |\partial_x^{1/2} u(x, t)|^2 dx dt \right)^{1/2} \leq c\|\varphi\|_{L^2(\mathbb{R})}, \quad (2)$$

for (p, q) such that the *admissibility conditions* $2 \leq p \leq \infty$ and $2/q = 1/2 - 1/p$ hold. For detailed proofs and higher dimensional versions of these dispersive estimates, see [8]. They play a key role in the proof of the well-posedness of the non-linear Schrödinger equation in $L^2(\mathbb{R})$ or $H^1(\mathbb{R})$ ([2], [6]).

On an uniform grid of size $h > 0$ of the real line, $\mathcal{G}_h = \{x_j = jh : j \in \mathbb{Z}\}$, we introduce the discrete Laplacian of the sequence $\vec{f}^h = (f_j)_{j \in \mathbb{Z}}$ to be $\partial_h^2 f_j = h^{-2}(f_{j+1} - 2f_j + f_{j-1})$, and analyze the finite difference semi-discrete Schrödinger equation (DSE):

$$i\partial_t u_j(t) + \partial_h^2 u_j(t) = 0, \quad j \in \mathbb{Z}, t \in \mathbb{R} \setminus \{0\}, \quad u_j(0) = \varphi_j, \quad j \in \mathbb{Z}. \quad (3)$$

Set $\Pi_h := [-\pi/h, \pi/h]$. The solution of (3) can be expressed by means of the inverse semi-discrete Fourier transform (SDFT) (cf. [6]) as $u_j(t) = [\exp(it\partial_h^2) \vec{\varphi}^h]_j = \frac{1}{2\pi} \int_{\Pi_h} \widehat{\varphi}^h(\xi) \exp(itp_h(\xi)) \exp(i\xi x_j) d\xi$.

The symbol $p_h : \Pi_h \rightarrow \mathbb{R}$ is defined as $p_h(\xi) = 4h^{-2} \sin^2(\xi h/2)$ and $\widehat{\varphi}^h$ is the SDFT at scale h of the initial data $\vec{\varphi}^h = (\varphi_j)_{j \in \mathbb{Z}}$.

In the continuous case, the Fourier symbol of the Laplacian is $p(\xi) = |\xi|^2$. Its first order derivative, the so-called *group velocity*, $\partial_\xi p(\xi) = 2\xi$, vanishes only at $\xi = 0$ and its second-order derivative, the so-called *group acceleration*, $\partial_\xi^2 p(\xi) = 2$, does not vanish at any wave number. For the semi-discrete case, the following two pathologies of the symbol $p_h(\xi)$ were observed (cf. [6]):

p1. The group velocity, $\partial_\xi p_h(\xi) = 2h^{-1} \sin(\xi h)$, vanishes at $\xi = 0$, but also at $\xi = \pm\pi/h$.

p2. The group acceleration, $\partial_\xi^2 p_h(\xi) = 2 \cos(\xi h)$, vanishes at $\xi = \pm\pi/2h$.

The pathologies (p1) and (p2) lead to the lack of uniform dispersive properties as $h \rightarrow 0$ and, more precisely, to the lack of local smoothing effects and of discrete Strichartz estimates, respectively (cf. [6]).

Our main goal is to illustrate the effects of these pathologies on the numerical solutions and to analyze to which extent they disappear when applying the two-grid filtering mechanisms proposed in [6] and inspired by the pioneering work by R. Glowinski [4] on the bi-grid filtering for the control of waves.

As proved in [6], an efficient mechanism to recover the uniformity as $h \rightarrow 0$ of the dispersive properties is the *bi-grid algorithm* introduced in [4]. This consists in solving the DSE on the fine grid of size h with slow initial data obtained by linear interpolation from data given on a coarser grid of size nh . We will take $n = 2^k$, with $k \geq 1$. For ratios $1/2^k$, $k \geq 2$, between the two grids (the fine one of size h and the coarse one of size $2^k h$), both pathologies (p1) and (p2) are canceled and the uniform dispersivity is recovered (cf. [6]).

Define the extension operator $\Gamma_k : \ell^2(2^k h \mathbb{Z}) \rightarrow \ell^2(h \mathbb{Z})$ from the grid of size $2^k h$ to the one of size h , by linear interpolation, as follows: $(\Gamma_k f)_{2^k j + r} = (2^k - r)/2^k f_{2^k j} + r/2^k f_{2^k j + 2^k}$, for all $j \in \mathbb{Z}$ and $0 \leq r \leq 2^k - 1$. If $\vec{f} \in \ell^2(2^k h \mathbb{Z})$, the Fourier transform of this extension can be written as $\widehat{\Gamma_k f}^h(\xi) = b_k(\xi h) \widehat{f}^{2^k h}(\xi)$, for all $\xi \in \Pi_h$, with weights $b_k(\eta) = \prod_{j=1}^k \cos^2(2^{j-2} \eta)$ vanishing quadratically at $\eta = \pm j\pi/2^{k-1}$, for all $1 \leq j \leq 2^{k-1}$. The SDFT $\widehat{f}^{2^k h}$ is defined for $\xi \in \Pi_{2^k h}$, but for simplicity, we also denote in this manner its extension to Π_h by $\pi/(2^{k-1}h)$ -periodicity.

According to [6], when $k = 2$, i. e. when the ratio between the two meshes is $1/4$, and the numerical scheme is restricted to this class of filtered initial data, the dispersive properties turn out to be uniform as $h \rightarrow 0$. More precisely, there exist two constants $C(p)$, $C > 0$ independent of h such that the solution $\vec{u}^h(t) = \exp(it\partial_h^2)\Gamma_2 \vec{\varphi}^h$ verifies

$$\|\vec{u}^h(t)\|_{L^q(\mathbb{R}, \ell^p(h\mathbb{Z}))} \leq C(p) \|\Gamma_2 \vec{\varphi}^h\|_{\ell^2(h\mathbb{Z})} \text{ and } \sup_{R>0} \frac{1}{R} \int_{\mathbb{R}} h \sum_{|x_j| \leq R} |\partial_h^{1/2} u_j(t)|^2 dt \leq C \|\Gamma_2 \vec{\varphi}^h\|_{\ell^2(h\mathbb{Z})}^2.$$

Here, ∂_h^s denotes the discrete fractional derivative, i.e. $\partial_h^s f_j = (2\pi)^{-1} \int_{\Pi_h} p_h^{s/2}(\xi) \widehat{f}^h(\xi) \exp(i\xi x_j) d\xi$, with $s \geq 0$, and the discrete $\ell^p(h\mathbb{Z})$ -spaces are defined as usual (see, e.g. [6]).

But, in practice, the initial data for the DSE are given on the fine grid of size h as an approximation of the initial datum of the continuous Schrödinger equation on the nodal points $x_j = jh$. Thus, they need, first, to be projected into the coarse one. We analyze two different projection operators from \mathcal{G}_h to $\mathcal{G}_{2^k h}$:

$$(\Lambda_k^r f)_{2^k j} = f_{2^k j} \text{ and } (\Lambda_k^a f)_{2^k j} = \sum_{r=0}^{2^k-1} \left(\frac{2^k - r}{2^{2k}} f_{2^k j + r} + \frac{r}{2^{2k}} f_{2^k j + r - 2^k} \right). \quad (4)$$

The superscripts r and a stand for *restriction* and *average*, the two key mechanisms on which these projections are based. More precisely, the projection Λ_k^r restricts the function $(f_j)_{j \in \mathbb{Z}}$ on the fine grid to those j -s that are integer multiples of 2^k . The projection Λ_k^a takes as value at the point $x_{2^k j}$ an average of the values at the $2^{k+1} - 1$ points surrounding $x_{2^k j}$ in the fine grid.

These projection operators can be represented in the Fourier space, $\Pi_{2^k h}$, as follows:

$$\widehat{\Lambda_k^r f}^{2^k h} = \sum_{j=-2^{k-1}}^{2^{k-1}-1} \widehat{f}^h \left(\cdot + \frac{2j\pi}{2^k h} \right) \text{ and } \widehat{\Lambda_k^a f}^{2^k h} = \sum_{j=-2^{k-1}}^{2^{k-1}-1} \widehat{f}^h \left(\cdot + \frac{2j\pi}{2^k h} \right) b_k \left(\cdot h + \frac{2j\pi}{2^k} \right). \quad (5)$$

Behavior of solutions under quadratic dispersion relations and Gaussian initial data. Our aim is to describe the behavior of the numerical solutions that the bi-grid algorithm produces when the initial data on the fine grid is a highly concentrated Gaussian wave packet. For this, we introduce the Gaussian profile $\widehat{\sigma}_\gamma(\xi) = \sqrt{2\pi/\gamma} \exp(-|\xi|^2/(2\gamma))$, where

$$\gamma = \gamma(h) \text{ such that } \gamma h^{2/3} \ll 1 \text{ and } \gamma \gg 1. \quad (6)$$

Consider $\eta_0, \eta_1 < \eta_2 \in [-\pi, \pi]$ independent of h and the following function depending on $\eta_0, \eta_1, \eta_2, \gamma$:

$$\widehat{\varphi}_{\eta_0, \gamma}^{\eta_1, \eta_2}(\xi) = \widehat{\sigma}_\gamma(\xi - \eta_0/h) \chi_{[\eta_1/h, \eta_2/h]}(\xi) \quad (7)$$

For $\eta_0 \in (-\pi, \pi]$, $\widehat{\varphi}_{\eta_0}$ represents a Gaussian profile concentrated around η_0/h truncated to $[\eta_1/h, \eta_2/h] \subseteq \Pi_h$. Note that even for the CSE, for an easier comparison with the DSE, we consider the same initial data supported in Π_h in the Fourier space.

Taking into account that the dispersion relation of the CSE is quadratic, one can obtain an explicit representation formula for the corresponding solution $u_{\eta_0, \gamma}^{\eta_1, \eta_2}$. The same can be done, for more general dispersion relations, as it is for instance the case for the DSE, by taking the second order Taylor expansion. In the purely quadratic case we have:

$$q_{\eta_0, h}(\xi) = \frac{1}{h^2} q_{\eta_0}(\xi h), \text{ with } q_{\eta_0}(\eta) \sim q_{\eta_0}(\eta_0) + q'_{\eta_0}(\eta_0)(\eta - \eta_0) + \frac{1}{2} q''_{\eta_0}(\eta_0)(\eta - \eta_0)^2. \quad (8)$$

This, together with the expression of the initial data (7), allows to conclude that:

- i. *Propagation:* $u_{\eta_0, \gamma}^{\eta_1, \eta_2}$ propagates along the curve $x(t) = x^* - tq'_{\eta_0}(\eta_0)/h$.
- ii. *Time evolution of the support:* it expands like $(\gamma^{-1} + t^2 \gamma (q''_{\eta_0}(\eta_0))^2)^{1/2}$.
- iii. *Time evolution of the amplitude:* it behaves like $c(1 + t^2 \gamma^2 (q''_{\eta_0}(\eta_0))^2)^{-1/4}$, where $c = 1$ if $\eta_0 \neq \eta_1, \eta_2$ and $c = 1/2$ if $\eta_0 = \eta_1$ or $\eta_0 = \eta_2$. For $q''_{\eta_0}(\eta_0) \neq 0$, this large time behavior agrees with the $t^{-1/2}$ -decay rate of the solutions of the CSE with L^1 -data (see [6]).

We now consider the CSE with two particular choices of initial data φ given in the Fourier space as follows:

$$\widehat{\varphi}_\pi(\xi) = \widehat{\varphi}_{-\pi, \gamma}^{-\pi, 0}(\xi) + \widehat{\varphi}_{\pi, \gamma}^{0, \pi}(\xi) \text{ or } \widehat{\varphi}_{\eta_0}(\xi) = \widehat{\varphi}_{\eta_0, \gamma}^{-\pi, \pi}(\xi), \eta_0 \in (-\pi, \pi). \quad (9)$$

In (9), we roughly consider initial data as in (7), but with a particular choice of η_0, η_1 and η_2 and with two superposed Gaussian profiles when they are supported in any of the end points $\pm\pi/h$. The initial data $\widehat{\varphi}_\pi$, having two picks, seems to concentrate around two wave numbers, $\pm\pi/h$, and this occurs in the continuous setting. But in the discrete one, since the two picks centered at $\pm\pi/h$ are located exactly on the boundary of Π_h , by $2\pi/h$ -periodicity, they are the two halves of the same pick. The corresponding solutions have amplitude approximately equal to one in the physical space at $t = 0$.

Denote by $u_\pi(x, t)$ and $u_{\eta_0}(x, t)$, $\eta_0 \in (-\pi, \pi)$, the corresponding solutions of the CSE with initial data (9). Since the dispersion relation $q(\eta) = \eta^2$ for the CSE (1) is quadratic, the results above apply and the solution $u_\pi(x, t)$ splits into two blocks, $u_{-\pi, \gamma}^{-\pi, 0}(x, t)$ and $u_{\pi, \gamma}^{0, \pi}(x, t)$, propagating along $x(t) = x^* \pm 2\pi t/h$, whereas $u_{\eta_0}(x, t)$ propagates along $x(t) = x^* - 2t\eta_0/h$.

Discrete solutions without filtering. We consider the DSE with initial data as in (9). Since the dispersion relation $p(\eta) = 4\sin^2(\eta/2)$ is not quadratic, we cannot apply directly the above results on quadratic dispersions relations, but this can actually be done up to a small reminder term using the Taylor expansion, as mentioned before. More precisely, for all $\eta_0 \in \Pi_1$, we may split the dispersion relation as $p(\eta) = q_{\eta_0}(\eta) + r_{\eta_0}(\eta)$, where q_{η_0} is the second-order Taylor polynomial about η_0 and r_{η_0} is the corresponding reminder. Consider the DSE (3) with initial data (7), denote its solution by $w_{\eta_0, \gamma}^{\eta_1, \eta_2}$ and

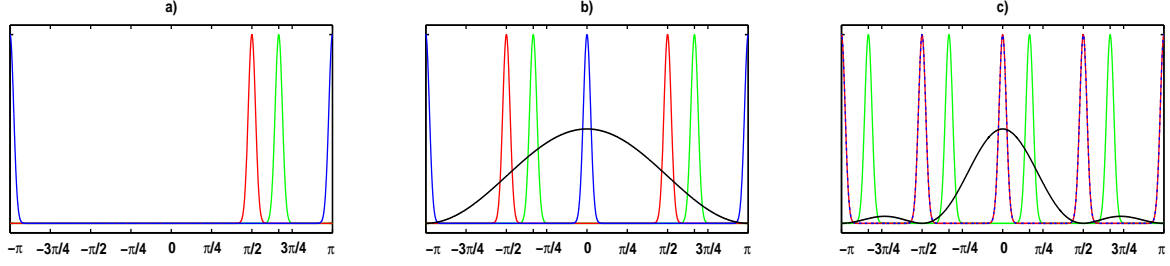


Figure 1. a) Initial data $\widehat{\varphi}_{\eta_0}$ with $\eta_0 = \pi, \pi/2, 2\pi/3$ (blue, red, green) and their projections $\widehat{\Lambda}_k^r \varphi_{\eta_0}$ with b) $k = 1$ and c) $k = 2$. In black, the corresponding weights b_k . In c), the blue and red curves coincide, so that $\Lambda_2^r \varphi_\pi = \Lambda_2^r \varphi_{\pi/2}$, modulo an exponentially small error. This also means that $\varphi_\pi(x_{4j})$ and $\varphi_{\pi/2}(x_{4j})$ almost coincide.

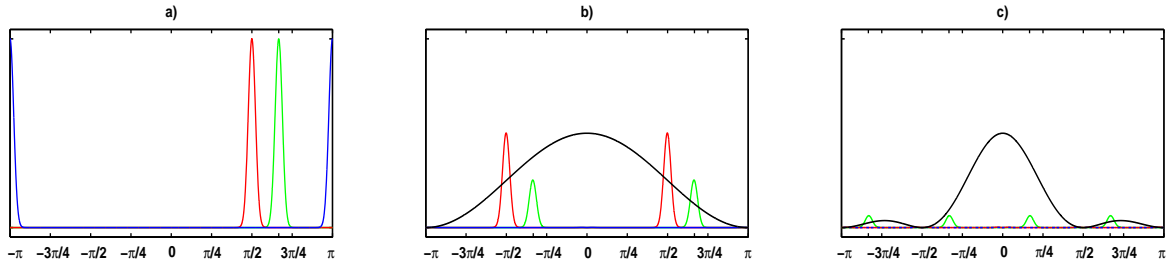


Figure 2. a) Initial data $\widehat{\varphi}_{\eta_0}$ with $\eta_0 = \pi, \pi/2, 2\pi/3$ (blue, red, green) and their projections $\widehat{\Lambda}_k^a \varphi_{\eta_0}$ with b) $k = 1$ and c) $k = 2$. In black, the corresponding weights b_k . The amplitude of $\Lambda_k^a \varphi_{\eta_0}$ is smaller than the one of $\Lambda_k^r \varphi_{\eta_0}$ both in the physical and in the Fourier spaces, since $\Lambda_k^a \varphi_{\eta_0} \sim b_k(\eta_0) \Lambda_k^r \varphi_{\eta_0}$ and $b_k(\eta_0) < 1$. Since $b_1(\pi) = 0$, the blue curve in b) is almost zero. The red and green ones have amplitude $b_1(\pi/2)\sqrt{2\pi} = \sqrt{2\pi}/2$ and $b_1(2\pi/3)\sqrt{2\pi} = \sqrt{2\pi}/4$. Since $b_2(\pi) = b_2(\pi/2) = 0$, the blue and red curves in c) coincide and they are almost zero. The corresponding green curve has amplitude $b_2(2\pi/3)\sqrt{2\pi} = \sqrt{2\pi}/16$.

split it as $w_{\eta_0, \gamma}^{\eta_1, \eta_2} = \widetilde{u}_{\eta_0, \gamma}^{\eta_1, \eta_2} + v_{\eta_0, \gamma}^{\eta_1, \eta_2}$, where $\widetilde{u}_{\eta_0, \gamma}^{\eta_1, \eta_2}$ is the solution corresponding to the quadratic dispersion relation q_{η_0} . It is easy to check that $\|v_{\eta_0, \gamma}^{\eta_1, \eta_2}\|_{L_x^2(\mathbb{R})}^2 / \|w_{\eta_0, \gamma}^{\eta_1, \eta_2}\|_{L_x^2(\mathbb{R})} = O(th\gamma^{3/2})$, which is small in finite time intervals iff (6) holds, so that $w_{\eta_0, \gamma}^{\eta_1, \eta_2} \sim \widetilde{u}_{\eta_0, \gamma}^{\eta_1, \eta_2}$.

Denote by $w_\pi(x, t)$ and $w_{\eta_0}(x, t)$ the solutions of the DSE with initial data (9). Since $p'(\pi) = 0$, the solution w_π does not propagate, illustrating the lack of uniform local smoothing effect in the discrete case (see Figure 3 - c), the blue curve). For $\eta_0 = \pi/2$, since $p''(\pi/2) = 0$, the spatial support of $w_{\pi/2}$ does not expand as time evolves, which agrees with the lack of uniform $L_t^q \ell_x^p$ -integrability properties (see Figure 3 - a) and b), the blue curve).

Bi-grid solutions. For the DSE, we now consider initial data obtained by firstly projecting the data (9) from the fine grid to the coarse one by one of the two projections (4) and then extending those projections by linear interpolation from the grid of size $2^k h$ to the one of size h . We identify several different cases:

A) $\eta_0 = \pi, \alpha = r$. In the Fourier space, the projection $\Lambda_k^r \varphi_\pi$ has picks at $2l\pi/2^k h$, for $0 \leq |l| \leq 2^{k-1}$. The picks at $2l\pi/2^k h, 1 \leq |l| \leq 2^{k-1}$, are canceled as $h \rightarrow 0$ since the weight b_k vanishes exactly at those points. The wave packet for $l = 0$, being located at $\xi = 0$, *does not propagate*, but it *does not oscillate* either and the discrete smoothing property holds uniformly as $h \rightarrow 0$ (see Figure 3 - c), the black curve, for $(\eta_0, k) = (\pi, 2)$). This packet also decays with the rate of the CSE since both dispersion relations (continuous and discrete one) are tangent at $\xi = 0$.

B) $\eta_0 \in ((2l^* - 1)\pi/2^k, (2l^* + 1)\pi/2^k)$, for some $-2^{k-1} + 1 \leq l^* \leq 2^{k-1} - 1, \alpha = r$. Set $\eta_0^* := \eta_0 - 2l^*\pi/2^k \in$

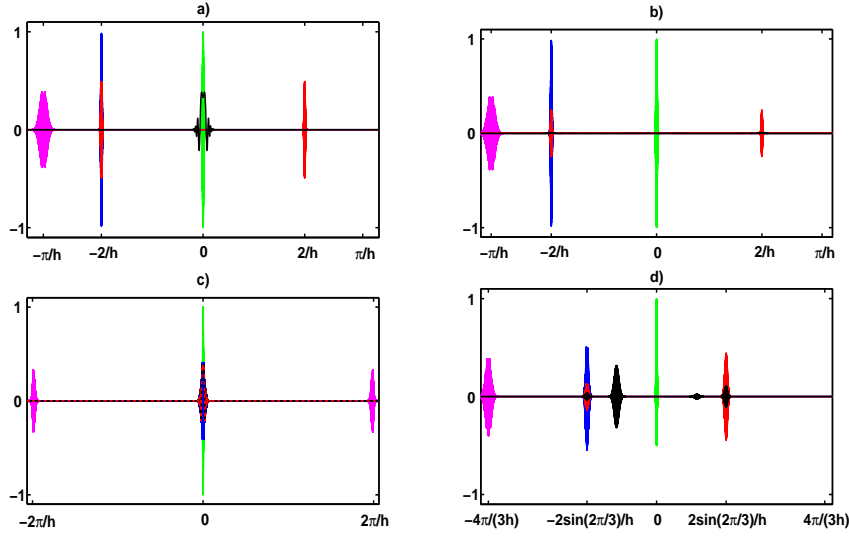


Figure 3. Solutions of both CSE and DSE in the physical space corresponding to the initial data $\widehat{\varphi}_{\eta_0}$ using the projections Λ_k^α , $\alpha = r, a$, with a) $(\eta_0, \alpha) = (\pi/2, r)$, b) $(\eta_0, \alpha) = (\pi/2, a)$, c) $(\eta_0, \alpha) = (\pi, r)$ and d) $(\eta_0, \alpha) = (2\pi/3, r)$. Legend: green - solution of CSE at $t = 0$, magenta - solution of CSE at $t = 1$, blue - solution of DSE without filtering at $t = 1$, red - solution of DSE with bi-grid of ratio $1/2$ ($k = 1$) at $t = 1$ and black - solution of DSE with bi-grid of ratio $1/4$ ($k = 2$) at $t = 1$. Description: a) the red wave packets have amplitude $b_1(\pi/2) = 1/2$; b) the red wave packets have amplitude $b_1^2(\pi/2) = 1/4$ and the black one has amplitude $b_2(\pi/2) = 0$; c) the red and black wave packets coincide; d) in green, the initial datum is asymmetric with respect to the horizontal axis. This is an effect of the projection of the continuous initial datum into the grid. The real part of the continuous initial datum is essentially $\cos(2\pi x/(3h)) \exp(-\gamma x^2/2)$, with $\gamma = h^{-1/4}$, which is symmetric, indeed. But, when sampled on $x = (jh)_{j \in \mathbb{Z}}$, then, for $j = 0$, its amplitude is 1, but, for $j = 1$, it is $\cos(2\pi/3) = -\sin(\pi/6) = -1/2$. This explains the asymmetry of the discrete plot of the datum; the red wave packets have amplitude $b_1(2\pi/3) = 1/4$ and $b_1(-\pi/3) = 3/4$. The black ones have amplitude $b_2(2\pi/3) = 1/16$, $b_2(\pi/6) = (6 + 3\sqrt{3})/16$, $b_2(-5\pi/6) = (6 - 3\sqrt{3})/16$ and $b_2(-\pi/3) = 3/16$.

$\Pi_{2^k h}$. Similarly, if $\eta_0 \in (-\pi, -(2^k - 1)\pi/2^k) \cup ((2^k - 1)\pi/2^k, \pi)$, set $\eta_0^* := \eta_0 \pm \pi$. There are two cases: i) $\eta_0^* = 0$. Then the projection $\Lambda_k^r \varphi_{\eta_0}$ has picks in the Fourier space at $\xi = 2l\pi/(2^k h)$, with $0 \leq |l| \leq 2^{k-1}$ and the analysis follows the one in part A) (see Figure 3 - a), for $(\eta_0 = \pi/2, k = 2)$); ii) $\eta_0^* \in (-\pi/2^k, \pi/2^k) \setminus \{0\}$. Then the projection $\Lambda_k^r \varphi_{\eta_0}$ has picks in the Fourier space at $(\eta_0^* + 2l\pi/2^k)/h$, where $-2^{k-1} + 1 - s \leq l \leq 2^{k-1} - s$ and $s = (1 + \text{sign}(\eta_0^*))/2$. The solution $w_{\eta_0, k}^r$ is a superposition of 2^k wave packets propagating along the lines $x(t) = x^* - tv_l$ with velocity $v_l = 2 \sin(\eta_0^* + 2l\pi/2^k)/h$. Observe that $v_l = -v_{-2^{k-1}+l}$, $1 - s \leq l \leq 2^{k-1} - s$, i.e. there are 2^{k-1} pairs of wave packets constituted by one wave packet going in each direction with the same velocity, and $v_{1-s} < v_{2^{k-1}-s} < v_{2-s} < v_{2^{k-1}-1-s} < \dots < v_{2^{k-2}-s} < v_{2^{k-2}+1-s}$. If $\text{sign}(\eta_0) \neq \text{sign}(\eta_0^*)$, then the wave packet of largest amplitude changes the direction with respect to the solution without filtering (see Figure 3 - d), the red curve, for $(\eta_0, k) = (2\pi/3, 1)$). In this case, the dispersive properties are verified uniformly.

C) $\eta_0 = (2l^* + 1)/2^k$, for some $-2^{k-1} \leq l^* \leq 2^{k-1} - 1$, $\alpha = r$. Then the projection $\Lambda_k^r \varphi_{\eta_0}$ has picks in the Fourier space at $\xi = (2l + 1)\pi/(2^k h)$, for all $-2^{k-1} \leq l \leq 2^{k-1} - 1$. The solution $w_{\eta_0, k}^r$ is a superposition of 2^k wave packets, each one propagating along the line $x(t) = x^* - tv_l$ with velocity $v_l = 2 \sin((2l + 1)\pi/2^k)/h$. With respect to B) - ii., we have $v_l = v_{2^{k-1}+1-l}$ for all $1 \leq l \leq 2^{k-2}$, i.e. the 2^{k-1} wave packets going to the left can be grouped into 2^{k-2} pairs constituted by two wave packets having the same velocity which collapse at any time $t > 0$, and $v_1 < v_2 < \dots < v_{2^{k-2}}$. For $(\eta_0, k) = (\pi/2, 1)$, the two blocks in the solution do not spread as time evolves (see Figure 3 - a), the red curve), which confirms the fact that the bi-grid algorithm with ratio $1/2$ is not enough to reestablish the uniformity of

the dispersive estimates, as predicted by the theory in [6].

D) $\alpha = a$, $\eta_0 \in (-\pi, \pi]$. Remark that $\Lambda_k^a \varphi_{\eta_0} \sim b_k(\eta_0) \Lambda_k^r \varphi_{\eta_0}$. Then: i) the solutions corresponding to Λ_k^a are of smaller amplitude than those corresponding to Λ_k^r , because they involve the factor $b_k(\eta_0) < 1$ (see the red curves in Figure 3 - a) and b)); ii) when η_0 is such that $b_k(\eta_0) = 0$, the projection Λ_k^a is too strong, in the sense that the corresponding numerical solutions tends to zero as $h \rightarrow 0$ (see Figure 2 - b), the blue curve for $(\eta_0, k) = (\pi, 1)$, or c), the blue/red curves, for $(\eta_0, k) = (\pi, 2), (\pi/2, 2)$. Also the black curve in Figure 3 - a), for $(\eta_0, k) = (\pi/2, 2)$). The cancellations can be explained by the fact that for plane waves of the form $\varphi_j = \exp(i\eta_0 j)$, $j \in \mathbb{Z}$, the identity $\Lambda_k^a \vec{\varphi}^h \equiv 0$ holds.

Conclusions. In this article, some subtle phenomena related to the dispersivity (and the lack of) have been described in the context of the Schrödinger equation and its numerical approximation schemes. We have shown that, choosing appropriate high frequency wave packets, one may confirm the predictions of the theory (cf. [6]) and gain new insight about the complex behavior of such solutions which, depending on the high-frequency around which they concentrate, may or not propagate, or propagate but not disperse. We also analyze and describe how these solutions are affected by the application of bi-grid filtering techniques. The bi-grid solutions can be decomposed into several wave packets moving at different velocities. Some of them are attenuated by the bi-grid weights or by the way one projects the initial data from the fine grid to the coarse one. In this way, the bi-grid mechanisms may yield non-oscillatory, smooth solutions or solutions vanishing as $h \rightarrow 0$, even if the original initial data do not have those behaviors. Our numerical simulations confirm the predictions of the theory in [6], in the sense that the bi-grid technique, implemented with mesh-ratio 1/4, ensures the dispersive properties of numerical solutions.

Open problems. There are several issues, related to those treated in this paper, worth to be explored: i) So far we have plotted solutions based on their Fourier description. It would be interesting to do the same, but using numerical approximations schemes. But then one has to take into account the changes that the time discretizations (cf. [6]) or some kind of boundary conditions, for example the transparent ones (cf. [1]), could introduce in the dispersive properties; ii) the relevance of these high frequency phenomena is still to be explored in the context of the non-linear Schrödinger equations. The theoretical results in [7] show that dispersive schemes ensure a polynomial convergence order which improves the logarithmic one one gets for standard finite-difference schemes by energy methods. Also the effect of splitting methods ([5], [3]) on these high frequency wave packets is worth investigating; iii) The issues addressed in this Note are totally open for non-uniform grids or Schrödinger equations in heterogeneous media.

Acknowledgements. Both authors were partially supported by the Grant MTM2008-03541 of the MICINN, Spain, project PI2010-04 of the Basque Government and the ERC Advanced Grant FP7-246775 NUMERIWAVES.

References

- [1] A. Arnold, M. Ehrhardt, I. Sofronov, *Discrete transparent boundary conditions for the Schrödinger equation: fast calculation, approximation and stability*, Comm. Math. Sci., 1 (3) (2003), 501–556.
- [2] T. Cazenave, *Semilinear Schrödinger equations*, Courant Lecture Notes in Mathematics, vol. 10, AMS, New York, 2003.
- [3] E. Faou, B. Grébert, *Hamiltonian interpolation of splitting approximations for nonlinear PDEs*, preprint.
- [4] R. Glowinski, *Ensuring the well-posedness by analogy; Stokes problem and boundary control for the wave equation*, Journal of Computational Physics, 103 (2) (1992), 189–221.
- [5] L. Ignat, *A splitting method for the non-linear Schrödinger equation*, preprint.
- [6] L. Ignat, E. Zuazua, *Numerical dispersive schemes for the nonlinear Schrödinger equation*, SIAM. J. Numer. Anal., 47(2) (2009), 1366–1390.

- [7] L. Ignat, E. Zuazua, *Convergence rates for dispersive approximation schemes for non-linear Schrödinger equations*, preprint.
- [8] C.K. Linares, G. Ponce, *Introduction to Nonlinear Dispersive Equations*, Springer, 2009.