

Limits on the Orbits and Masses of Moons around Currently-Known Transiting Exoplanets

Carsten Weidner¹ and Keith Horne¹

¹Scottish Universities Physics Alliance (SUPA), School of Physics and Astronomy, University of St. Andrews, North Haugh, St. Andrews, Fife KY16 9SS, UK e-mail: cw60,kdh1@st-andrews.ac.uk

Received 2010 / Accepted 2010

ABSTRACT

Aims. Current and upcoming space missions may be able to detect moons of transiting extra-solar planets. In this context it is important to understand if exomoons are expected to exist and what their possible properties are.

Methods. Using estimates for the stability of exomoon orbits from numerical studies, a list of 87 known transiting exoplanets is tested for the potential to host large exomoons.

Results. For 92% of the sample, moons larger than Luna can be excluded on prograde orbits, unless the parent exoplanet's internal structure is very different from the gas-giants of the solar system. Only WASP-24b, OGLE2-TR-L9, CoRoT-3b and CoRoT-9b could have moons above $0.4 m_{\oplus}$, which is within the likely detection capabilities of current observational facilities. Additionally, the range of possible orbital radii of exomoons of the known transiting exoplanets, with two exceptions, is below 8 Jupiter-radii and therefore rather small.

Key words. Physical data and processes: Astrobiology – Planetary systems: Planets and satellites: detection – Planetary systems: Planets and satellites: dynamical evolution and stability – Planetary systems: Planets and satellites: formation

1. Introduction

Currently more than 460 exoplanets¹ have been detected through various methods. With improving instrument precision smaller and less massive objects are or will be soon accessible observationally. With current instruments like Kepler it should even be possible to detect moons of exoplanets (Sartoretti & Schneider 1999; Simon et al. 2007, 2009; Kipping 2009; Kipping et al. 2009). But as most planets are found by methods most sensitive to massive planets with a small semi-major axis (“Hot-Jupiters”) the question arises not only if it is possible to detect exomoons but also how likely it is for them to form and survive in the first place. Several studies (Barnes & O’Brien 2002; Domingos et al. 2006) explore the stability of orbits around gas giants.

In this contribution we apply to a sample of observed exoplanets the results of Domingos et al. (2006) on the stability of moons around gas giants. Our sample (Tab. 1) includes all published transiting exoplanets for which the mass and radius of the planet and the host star, and the orbital parameters are all reasonably well known.

2. Stability Domains for Exomoons

The region of orbital stability around a close-in gas-giant planet is set by two radii. We assume that the smallest orbit is set by the Roche-radius. Any moon larger than a few km within the Roche-limit of its planet would be torn apart by the tidal forces between the planet and the moon. The Roche-radius, R_{roche} , depends

mainly on the density of the two interacting objects and can be written for fluid-like objects as (Binney & Tremaine 1987):

$$R_{\text{roche}} = 2.44 r_p \left(\frac{\rho_p}{\rho_m} \right)^{1/3} = 2.44 \left(\frac{4\pi}{3} \right)^{-1/3} \left(\frac{m_p}{\rho_m} \right)^{1/3}, \quad (1)$$

where r_p is the radius of the planet, ρ_p and ρ_m are the mean densities of the planet and the moon, and m_p the mass of the planet. Of course the Roche criterion also limits the minimal semi-major axis, a , of the planet's orbit around its star. The second part of eq. 1 shows that R_{roche} is independent of r_p .

The outer limit for stable orbits of a moon around an exoplanet is the so-called Hill-radius, which defines the sphere in which the gravitational pull of the planet on the moon is larger than that of the star. The Hill-radius is given as (Burns 1986):

$$R_{\text{Hill}} = a \left(\frac{m_p}{3 M_*} \right)^{1/3}, \quad (2)$$

where M_* is the mass of the star.

By using numerical integrations of the equations of motion, recent studies (e.g. Barnes & O’Brien 2002) found that the Hill-radius over estimates the maximum stable orbital radius by a factor f . Domingos et al. (2006) studied this question in detail and derived two equations for the maximal stable orbital radii, one for prograde motion of the moon and the other one for retrograde motion. Both depend on the eccentricities, e_p , for the planet's orbit and e_m for the moon's. For a prograde satellite Domingos et al. (2006) give:

$$R_{\text{max},p} = R_{\text{Hill}} \times 0.4895(1 - 1.0305e_p - 0.2738e_m) \quad (3)$$

and for retrograde ones:

$$R_{\text{max},r} = R_{\text{Hill}} \times 0.9309(1 - 1.0764e_p - 0.9812e_m). \quad (4)$$

¹ For an up-to-date list see <http://exoplanet.eu/>

Barnes & O’Brien (2002) also studied the possible lifetime of a moon due to orbital decay as a result of tidal dissipation of angular momentum. Based on this result Domingos et al. (2006) also derived an equation for the maximum mass a moon can have for a given distance to the planet:

$$m_{m,\max} = \frac{2}{13} (f R_{\text{Hill}})^{13/2} \frac{Q_p}{3 k_{2P} T r_p^5} \sqrt{\frac{m_p}{G}}. \quad (5)$$

Q_p is the dimensionless tidal dissipation factor, k_{2P} the tidal Love number, T the moon’s lifetime and $f R_{\text{Hill}}$ either the pro- or the retrograde Hill radius. Q_p is very poorly constrained even for the planets of the solar system and even more uncertain for exoplanets. Following Barnes & O’Brien (2002) we chose $Q_p = 10^5$ and $k_{2P} = 0.51$. For the satellite lifetime, T , we adopt the minimum age of the parental star if given. For stars lacking age determinations, a minimum age of 1 Gyr is used. We consider moon/planet mass ratios $q \leq 0.1$, though, the tidal effects on the planetary rotation by moons with $q > 0.01$ might already modify the result (Barnes & O’Brien 2002). Such cases are marked with a ‘d’ in Table 1.

The largest uncertainty in eq. 5 lies in Q_p . While a $Q_p \sim 10^5$ is commonly used, Cassidy et al. (2009) suggested values as high as 10^{13} for exoplanets. A recent study (Lainey et al. 2009) derived $Q_p = 3.6 \times 10^4$ for Jupiter through astrometric observations of the planet and its moon Io. In this context it is interesting to note (Barnes & O’Brien 2002) that the actual detection of exomoons will give some important constrains on Q_p , as eq. 5 can be written the following way:

$$Q_{p,\min} = \frac{39}{2} (a_m)^{-13/2} k_{2P} m_m T_{\min} r_p^5 \sqrt{\frac{G}{m_p}}. \quad (6)$$

Here only a minimal value for Q_p can be achieved as an observed exomoon need not necessarily be the most-massive moon possible for that planet.

3. Results

A list of currently known transiting exoplanets is shown in Tab. 1. In addition to the observed parameters of these planets, the table gives the Roche-radii, maximal pro- and retrograde Hill-radii and the maximal pro- and retrograde moon masses (eqs. 1, 3, 4 and 5) for these systems. We used Q_p of 10^5 and ρ_m of 3 g cm^{-3} for the calculations.

In Fig. 1 the maximal stable prograde orbital radii, $R_{\max,p}$, for moons are shown for the known transiting exoplanets from Tab. 1. Plotted as a shaded region are the Roche limits for moons with densities between 1 and 6 g cm^{-3} . For the majority of the known exoplanets stable moons on prograde orbits are possible. Depending on the density of the moon the percentage is between 63% ($\rho_m = 1 \text{ g cm}^{-3}$), 85% ($\rho_m = 3 \text{ g cm}^{-3}$) and 93% ($\rho_m = 6 \text{ g cm}^{-3}$).

It should be noted here, that the majority of the Hill-radii derived through eq. 3 agree within better than 10% with the ones derived by Donnison (2010) for the 43 exoplanets of their sample which coincide with our sample. Though, Donnison (2010) does not investigate the possible masses of the exomoons and does not consider the Roche radii as an inner limits of the orbits of the moons.

The limiting $R_{\max,p}$, calculated from eq. 3 are shown as solid lines in Fig. 2 for exoplanets with planetary masses between 0.01

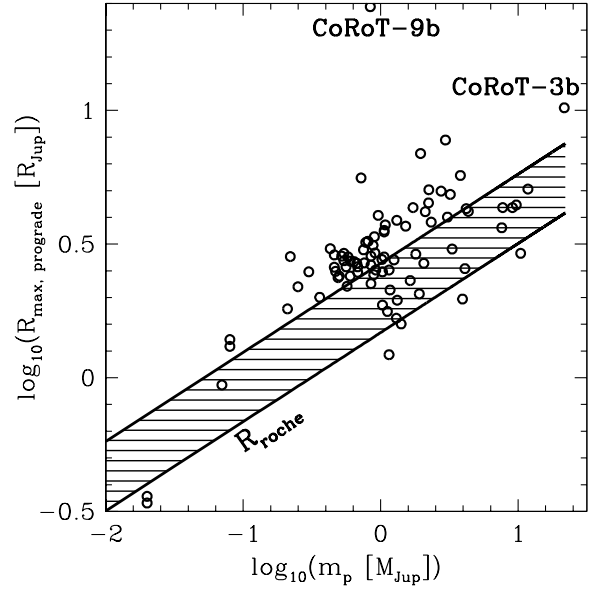


Fig. 1. Open circles: largest stable prograde orbital radii for moons of the known transiting exoplanets as shown in Tab. 1. The minimal stable orbits for any substantial moon is given by the Roche-radii for moons with $\rho_m = 1 \text{ g cm}^{-3}$ and $\rho_m = 6 \text{ g cm}^{-3}$ (shaded region). All moons are assumed to reside on circular orbits ($e_m = 0$).

and $40 M_{\text{Jupiter}}$ around a $1.0 M_{\odot}$ star for ten different orbital separations, a , from 0.01 to 0.1 AU. The dashed-shaded region marks the Roche-radii of the planet in respect to moons with densities between 1 and 6 g cm^{-3} . The eccentricity for both the planet and the moon is set to zero as non-zero eccentricities would only reduce the Hill-radii. Moons around planets on orbits of 0.02 AU and less are excluded, while only high-density ($\rho_m > 3 \text{ g cm}^{-3}$) moons can survive for planets on the 0.03 AU orbit. Also plotted in the Fig. 2 are the exoplanets from Tab. 1 for which the host stars are within $0.1 M_{\odot}$ of $1.0 M_{\odot}$. 11 out of 27 of these exoplanets have $R_{\max,p}$ within their Roche-radii, depending on the density of the moon. Therefore, a detection of a moon around one of these exoplanets would give strong constrains on the density of the moon.

The maximal possible masses for moons on prograde orbits around the known transiting exoplanets (eq. 5) are shown in Fig. 3. As is visible only very few exoplanets (7 of 87, 8%) have the potential for moons as massive as the Earth’s moon or larger, independent of the density of the moons. But as eq. 5 scales linearly with Q_p of the planet, larger moons would be possible for exoplanets with very different internal structures than our solar system Gas Giants. Also shown as dashed lines in Fig. 3 are maximal moon masses for theoretical mass-radius relations from Fortney et al. (2007) for different ages of the exoplanets, different orbital separations and different solid core fractions of the exoplanets. The top-most dashed lines corresponds to 300 Myr old exoplanets with $25 M_{\oplus}$ solid cores, orbiting at 0.1 AU around a $1 M_{\odot}$ star. The middle dashed line shows explanets with $50 M_{\oplus}$ core mass, which are 1 Gyr old and at a distance of 0.045 AU to the host star. And finally the lowest dashed line are 4.5 Gyr old exoplanets with $a = 0.02 \text{ AU}$ and without a solid core. In all three

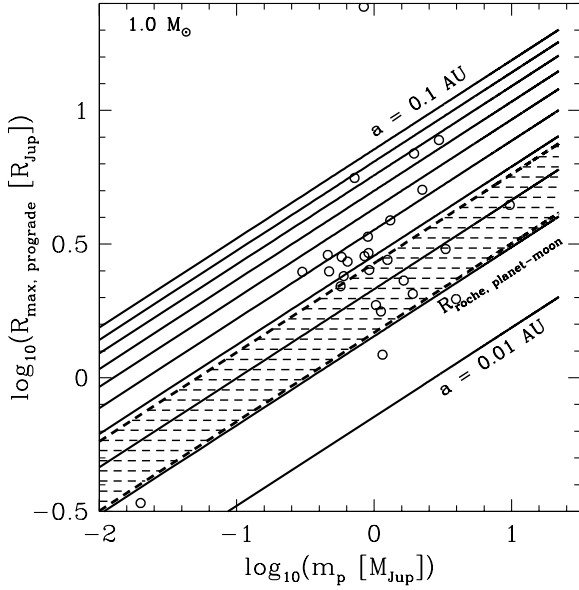


Fig. 2. Solid lines: Maximal stable prograde orbital radii vs planet mass for different semi-major axis of the planets for a $1.0 M_{\odot}$ star. The dashed-shaded region is minimal stable orbit given by the Roche-radii for moons with a density of $\rho_m = 1$ to 6 g cm^{-3} . For both the planet and the moon zero eccentricity is assumed. Open circles are known exoplanets orbiting a $1.0 \pm 0.1 M_{\odot}$ stars.

cases a host star mass of $1 M_{\odot}$ is assumed in order to calculate the Hill radii (eq. 2) needed for eq. 5.

Relatively small changes of the exoplanetary radii due to contraction with time translate into a large changes of the maximal moon mass as eq. 5 depends to the one over 5th power on the exoplanet radius.

The dependence of the fraction of exoplanets with possible major moons on the tidal dissipation factor (Q_p) is quantified in Fig. 4. The fraction rises quite steeply for Q_p values from 10^4 to 10^9 and then saturates at the fraction of exoplanets which can have moons at all. This fraction is set by the density of the moon through the Roche limit of the orbit.

4. Discussion & Conclusions

With the use of the results of Domingos et al. (2006) on stable orbits around gas giants the maximal and minimal orbital radii for hypothetical exomoons around the known transiting exoplanets are calculated.

Due to their much larger Hill-radii (for zero eccentricity of the planet and the moon) retrograde moons have larger maximal possible orbital radii and larger maximal masses than prograde moons.

Only WASP-24b (Street et al. 2010), OGLE2-TR-L9 (Snellen et al. 2009; Lendl et al. 2010), CoRoT-3b (Deleuil et al. 2008) and CoRoT-9b (Deeg et al. 2010) can have a large earth-sized ($0.39, 0.51, 1.7$ and $27 M_{\oplus}$, respectively) prograde moons, for a Q_p of 10^5 . In the case of WASP-24b and OGLE2-TR-L9 this is due to young minimum age of the stars, for CoRoT-3b the large mass of the planet (brown dwarf) of about $22 M_{\text{Jup}}$

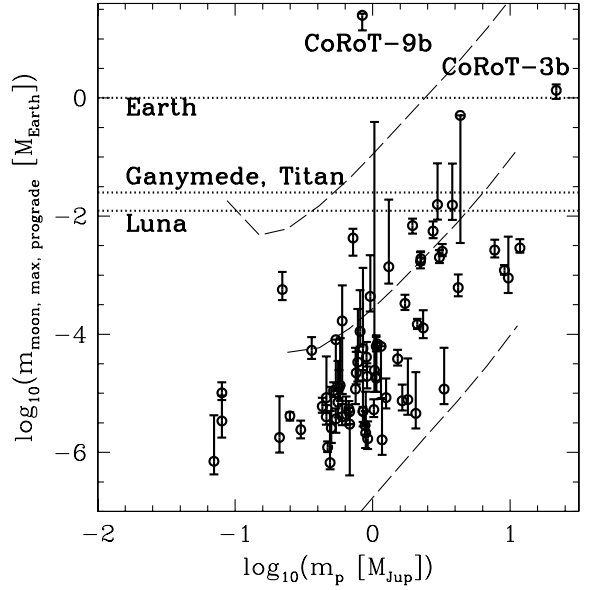


Fig. 3. Open circles: Maximal possible moon mass for prograde moons of the known transiting exoplanets from Tab. 1. Shown as horizontal dotted lines are the mass of the Earth, of Ganymede and Titan, the largest moons in the solar system, and of the Earth's moon. For the error bars only the minimal and maximal ages of the stars are considered. All moons are assumed to reside on circular orbits ($e_m = 0$). The dashed lines are the maximal possible moon masses for theoretical mass-radius relations for gaseous exoplanets from Fortney et al. (2007) around a $1 M_{\odot}$ star. The top-most dashed line corresponds to 300 Myr old exoplanets on a 0.1 AU orbit and with a core mass, m_{core} , of $25 M_{\oplus}$. The parameters for the exoplanets on the dashed line in the middle are age = 1 Gyr, $a = 0.045 \text{ AU}$ and $m_{\text{core}} = 50 M_{\oplus}$. The lower dashed line plots 4.5 Gyr old exoplanets with $a = 0.02 \text{ AU}$ and without a solid core.

enables massive moons, and in the case of CoRoT-9b the rather large distance of the planet to its parental star allows for large Hill-radii and therefore large moons. Therefore, these four exoplanets might be considered the best current candidates to search for exomoons.

Additionally, SWEEPS-04 (Sahu et al. 2006), CoRoT-6b (Fridlund et al. 2010) and CoRoT-13b (Cabrera et al. 2010) have the potential for moons of the size of the Earth's moon ($m_{\text{Luna}} \approx 1.2 \times 10^{-2} M_{\oplus}$). When considering also retrograde moons several exoplanets could have Earth-sized or even larger moons. But the formation of large retrograde moons seems to be unlikely at least from the point of view of the Solar System moons. Therefore, 92% of the here studied exoplanets probably can have only very small prograde moons.

For WASP-19b (Hebb et al. 2010), CoRoT-7b (Queloz et al. 2009), WASP-18b (Hellier et al. 2009; Southworth et al. 2009), WASP-12b (Hebb et al. 2009), OGLE-TR-56b (Udalski et al. 2002; Southworth 2010), WASP-33b (Collier Cameron et al. 2010), TrES-3 (O'Donovan et al. 2007; Southworth 2010), WASP-4b (Wilson et al. 2008; Southworth 2010), OGLE-TR-113b (Bouchy et al. 2004; Southworth 2010), CoRoT-1b (Barge et al. 2008; Pont et al. 2010), CoRoT-14b (Tingley et al.

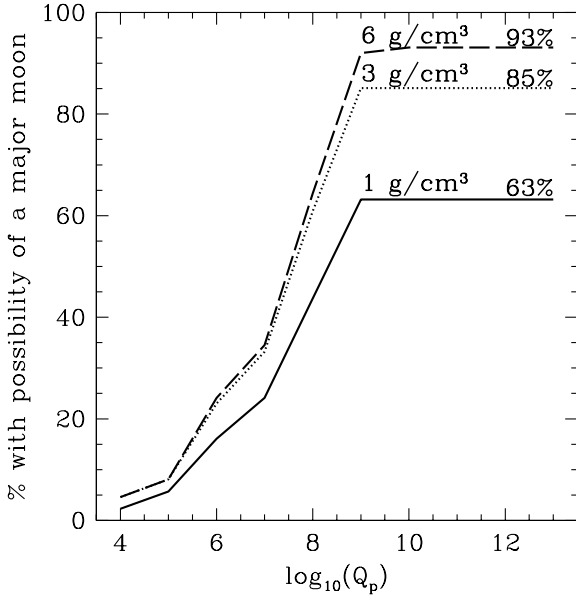


Fig. 4. Dependence of the fraction of exoplanets from Tab. 1 with possible major moons ($m_{\text{exom}} \geq m_{\text{Luna}}$) on the tidal dissipation factor, Q_p , of the planet. The solid line refers to moon with a density of 1 g cm^{-3} , the dotted line to 3 g cm^{-3} and the dashed line to 6 g cm^{-3} , as also indicated within the plot. The final percentages reached are the fractions of planets which can have any moon at all at a given density, which is independent of Q_p .

2010) and GJ 1214b (Charbonneau et al. 2009) prograde moons larger than a few kilometers radius are excluded. This translates into 15% of the total sample. Even when considering moons of a high density of 6 g cm^{-3} and an extreme Q_p of 10^{13} , WASP-19b, CoRoT-7b, WASP-18b and WASP-12b are excluded to have large moons. In the case of HD 80606b (Naef et al. 2001; Hidas et al. 2010; Hébrard et al. 2010) both retro- and prograde moons are excluded due to the large eccentricity of the planets orbit. For this planet, only for a moon with a density larger than 31 g cm^{-3} would be the Roche-radius smaller than the prograde Hill-radius.

Therefore it is reasonable to conclude that for the vast majority of transiting exoplanets the existence of exomoons as large as the Earth moon or larger is rather unlikely, unless the tidal dissipation factor Q_p is considerably larger than 10^5 for these planets. The actual detection of exomoons would give considerable insight into the internal structure of the host planet and possibly the moon itself due to the relatively limited parameters space of possible orbits around the known transiting exoplanets.

As the “habitable zone” of M dwarfs is very close to the star, the rotational period of a planet becomes tidally locked to its orbital period (Peale 1977b) or the planet could be in a spin-orbit resonance, like Mercury in the Solar System. Several studies (Joshi et al. 1997; Heath et al. 1999; Merlis & Schneider 2010) argue that despite tidal-locking such planets might still bear life, though the odds for Earth-like life would seem rather low. Exomoons around tidally-locked gas giants may circumvent the problem of tidal-locking (Kaltenegger 2010). If close-in exoplanets or the exomoons of Hot-Jupiters could be habitable (for Earth-like life) is controversially discussed in

the literature (Peale 1977a; Williams et al. 1997; Heath et al. 1999; Tarter et al. 2007; Khodachenko et al. 2007; Lammer 2007; Kiang et al. 2007; Scalo et al. 2007; Kaltenegger 2010; Cuntz et al. 2010; Segura et al. 2010; Jones & Sleep 2010), but of great interest as M dwarfs are the most common stars in the Galaxy.

The lowest-mass star in the current sample of transiting exoplanets is the M4.5 dwarf GJ 1214, with a mass of $M_{\text{GJ1214}} \approx 0.16 M_{\odot}$. A hypothetical Jupiter-sized gas giant in the habitable zone of this star ($R_{\text{habit}} \approx 0.057 \text{ AU}$)² could host a prograde moon no larger than the Earth moon, unless the Q_p of the planet is significantly larger than 10^5 and any such moon would be very close to the planet ($R_{\text{max,pro}} \approx 8 R_{\text{Jupiter}}$).

It should also be noted here that 95% of the exoplanets included here have maximal possible prograde orbital radii less than $4 \times 10^5 \text{ km}$ ($\approx 5.7 R_{\text{Jupiter}}$), independent of the density of the moon and the Q_p of the planet. In our Solar System only two moons with masses similar to that of Earth’s moon are so close to their planets: Jupiter’s moon Io ($m_{\text{Io}} \approx 1.2 m_{\text{Luna}}$, $a_{\text{Io}} \approx 6 R_{\text{Jupiter}}$) and the Earth moon itself ($a_{\text{Luna}} \approx 5.5 R_{\text{Jupiter}}$). The formation of very massive moons within the Hill-sphere of close-in exoplanets might therefore be considered very difficult (Namouni 2010) - at least on the basis of our current knowledge of the Solar System. Even if the formation of close-in massive exomoons is possible, the contraction of its host planet with time (Fortney et al. 2007) will lead to the orbital decay and eventual destruction of less and less massive exomoons over time due to the strong dependence of the maximal possible moon mass (eq. 5) on the radius of the planet.

Acknowledgements. We like to thank the referee Jason Barnes for helpful suggestions. CW is happy to thank Christine Liebig, Moira Jardine, and Andrew Collier Cameron for helpful discussions. The authors also gratefully acknowledge the use of the Extrasolar Planets Encyclopedia (<http://exoplanet.eu/>).

References

- Barge, P., Baglin, A., Auvergne, M., et al. 2008, *A&A*, 482, L17
 Barnes, J. W. & O’Brien, D. P. 2002, *ApJ*, 575, 1087
 Binney, J. & Tremaine, S. 1987, *Galactic dynamics* (Princeton, NJ, Princeton University Press, 1987, 747 p.)
 Bouchy, F., Pont, F., Santos, N. C., et al. 2004, *A&A*, 421, L13
 Burns, J. A. 1986, in *IAU Colloq. 77: Some Background about Satellites*, ed. Burns, J. A. & Matthews, M. S. (Tucson, AZ, University of Arizona Press), 117–158
 Cabrera, J., Bruntt, H., Ollivier, M., et al. 2010, *A&A*, submitted
 Cassidy, T. A., Mendez, R., Arras, P., Johnson, R. E., & Skrutskie, M. F. 2009, *ApJ*, 704, 1341
 Charbonneau, D., Berta, Z. K., Irwin, J., et al. 2009, *Nature*, 462, 891
 Collier Cameron, A., Guenther, E., Smalley, B., et al. 2010, *MNRAS*, in press (arXiv:1004.4551)
 Cuntz, M., Guinan, E. F., & Kurucz, R. L. 2010, in *IAU Symposium*, Vol. 264, *Solar and Stellar Variability: Impact on Earth and Planets*, ed. A. G. Kosovichev, A. H. Andrei, & J.-P. Roelot, 419–426
 Deeg, H. J., Moutou, C., Erikson, A., et al. 2010, *Nature*, 464, 384
 Deleuil, M., Deeg, H. J., Alonso, R., et al. 2008, *A&A*, 491, 889
 Domingos, R. C., Winter, O. C., & Yokoyama, T. 2006, *MNRAS*, 373, 1227
 Donnison, J. R. 2010, *MNRAS*, 819
 Enoch, B., Collier Cameron, A., Parley, N. R., & Hebb, L. 2010, *A&A*, 516, A33+
 Fortney, J. J., Marley, M. S., & Barnes, J. W. 2007, *ApJ*, 659, 1661
 Fridlund, M., Hébrard, G., Alonso, R., et al. 2010, *A&A*, 512, A14+
 Heath, M. J., Doyle, L. R., Joshi, M. M., & Haberle, R. M. 1999, *Origins of Life and Evolution of the Biosphere*, 29, 405
 Hebb, L., Collier-Cameron, A., Loeillet, B., et al. 2009, *ApJ*, 693, 1920
 Hebb, L., Collier-Cameron, A., Triard, A. H. M. J., et al. 2010, *ApJ*, 708, 224

² since from $T_* = L_*^{1/4} R_*^{-1/2}$ (in solar units) and $T_p = T_* \left(\frac{1-A_p}{4}\right)^{1/4} \left(\frac{R_p}{a_p}\right)^{1/2}$, follows $R_{\text{habit}} \approx 1 \text{ AU} \left(\frac{L_*}{L_{\odot}}\right)^{1/2} \left(\frac{1-A_p}{0.7}\right)^{-1/2}$.

- Hebrard, G., Desert, J., Diaz, R. F., et al. 2010, *A&A*, in press (arXiv:1004.0790)
- Hellier, C., Anderson, D. R., Cameron, A. C., et al. 2009, *Nature*, 460, 1098
- Hidas, M. G., Tsapras, Y., Mislis, D., et al. 2010, *MNRAS*, in press (arXiv:1002.1052)
- Jones, B. W. & Sleep, P. 2010, *MNRAS*, in press (arXiv:1006.0657)
- Joshi, M. M., Haberle, R. M., & Reynolds, R. T. 1997, *Icarus*, 129, 450
- Kaltenegger, L. 2010, *ApJ*, 712, L125
- Khodachenko, M. L., Ribas, I., Lammer, H., et al. 2007, *Astrobiology*, 7, 167
- Kiang, N. Y., Segura, A., Tinetti, G., et al. 2007, *Astrobiology*, 7, 252
- Kipping, D. M. 2009, *MNRAS*, 392, 181
- Kipping, D. M., Fossey, S. J., & Campanella, G. 2009, *MNRAS*, 400, 398
- Lainey, V., Arlot, J., Karatekin, Ö., & van Hoolst, T. 2009, *Nature*, 459, 957
- Lammer, H. 2007, *Astrobiology*, 7, 27
- Lendl, M., Afonso, C., Koppenhoefer, J., et al. 2010, *A&A*, in press (arXiv:1007.0589)
- Merlis, T. M. & Schneider, T. 2010, *Journal of Advances in Modeling Earth Systems*, submitted (arXiv:1001.5117)
- Naef, D., Latham, D. W., Mayor, M., et al. 2001, *A&A*, 375, L27
- Namouni, F. 2010, *ApJ*, in press (arXiv:1007.2537)
- O'Donovan, F. T., Charbonneau, D., Bakos, G. Á., et al. 2007, *ApJ*, 663, L37
- Peale, S. J. 1977a, *Annales de Geophysique*, 33, 23
- Peale, S. J. 1977b, in *IAU Colloq. 28: Planetary Satellites*, ed. Burns, J. A. (Tucson, AZ, University of Arizona Press), 87–112
- Pont, F., Endl, M., Cochran, W. D., et al. 2010, *MNRAS*, 402, L1
- Queloz, D., Bouchy, F., Moutou, C., et al. 2009, *A&A*, 506, 303
- Sahu, K. C., Casertano, S., Bond, H. E., et al. 2006, *Nature*, 443, 534
- Sartoretti, P. & Schneider, J. 1999, *A&AS*, 134, 553
- Scalo, J., Kaltenegger, L., Segura, A. G., et al. 2007, *Astrobiology*, 7, 85
- Segura, A., Walkowicz, L. M., Meadows, V., Kasting, J. F., & Hawley, S. L. 2010, *Astrobiology*, in press (arXiv:1006.0022)
- Simon, A. E., Szabó, G. M., & Szatmáry, K. 2009, *Earth Moon and Planets*, 105, 385
- Simon, A. E., Szatmáry, K., & Szabó, G. M. 2007, *A&A*, 470, 727
- Snellen, I. A. G., Koppenhoefer, J., van der Burg, R. F. J., et al. 2009, *A&A*, 497, 545
- Southworth, J. 2010, *MNRAS*, in press (arXiv:1006.4443)
- Southworth, J., Hinse, T. C., Dominik, M., et al. 2009, *ApJ*, 707, 167
- Street, R. A., Simpson, E. K., Barros, S. C. C., Pollacco, D., et al. 2010, *ApJ*, submitted
- Tarter, J. C., Backus, P. R., Mancinelli, R. L., et al. 2007, *Astrobiology*, 7, 30
- Tingley, B., Endl, M., Gazzano, J.-C., et al. 2010, *A&A*, submitted
- Udalski, A., Zebrun, K., Szymanski, M., et al. 2002, *Acta Astronomica*, 52, 115
- Williams, D. M., Kasting, J. F., & Wade, R. A. 1997, *Nature*, 385, 234
- Wilson, D. M., Gillon, M., Hellier, C., et al. 2008, *ApJ*, 675, L113

Table 1. A list of 87 transiting exoplanets from exoplanet.eu. For WASP-1 to 19 the stellar data is updated according to Enoch et al. (2010). The mass (M_*) and radius (R_*) of the host star are in solar units, the age in Gyr, the orbital period of the planet in days, the semi-major axis (a) in astronomical units, the eccentricity of the orbit, the mass (M_{pl}) and the radius (R_{pl}) of the planet in Jupiter units are directly from the web-page. The other columns are derived here. These are the maximal orbital radius for retrograde moons ($R_{\text{max,r}}$) and prograde ones ($R_{\text{max,p}}$), the Roche-radius of the planet (R_{roche} , for $\rho_{\text{m}} = 3 \text{ g cm}^{-3}$) and the maximal mass of the moon for retrograde ($m_{\text{sat,max,r}}$) and prograde ($m_{\text{sat,max,p}}$) orbits for $Q_{\text{p}} = 10^5$ and the minimum age of the star. The additional radii are in Jupiter radii while the maximal masses are in Earth masses.

Name	M_* M_{\odot}	R_* R_{\odot}	Age Gyr	period days	a AU	e_{pl}^a	M_{pl} M_{Jup}	R_{pl} R_{Jup}	$R_{\text{max,r}}$ R_{Jup}	$R_{\text{max,p}}$ R_{Jup}	R_{roche} R_{Jup}	$m_{\text{m,max,r}}$ M_{\oplus}	$m_{\text{m,max,p}}$ M_{\oplus}
WASP-19b	0.95	0.94	0.6 ± 0.5	0.79	0.0164	0.02	1.15	1.31	2.33	1.22	1.95	$1.1 \cdot 10^{-4}$	0.0
CoRoT-7b	0.91	0.82	$1.5 -0.3/+0.8$	0.85	0.0172	0.00	0.02	0.14	0.66	0.34	0.50	$2.3 \cdot 10^{-5}$	0.0
WASP-18b	1.28	1.23	$0.63 -0.53/+0.95$	0.94	0.0205	0.01	10.43	1.17	5.56	2.92	4.06	0.17	0.0
WASP-12b	1.33	1.57	5.0 ± 4.0^b	1.09	0.0229	0.05	1.41	1.79	3.01	1.59	2.08	$1.4 \cdot 10^{-5}$	0.0
OGLE-TR-56b	1.17	1.32	$2.0 -0.0/+4.0$	1.21	0.0225	0.00	1.30	1.20	3.17	1.67	2.03	$6.9 \cdot 10^{-5}$	0.0
WASP-33b	1.50	1.44	$0.025 -0.0/+0.475$	1.22	0.0256	0.00	$< 4.1^c$	1.50	4.87	2.56	2.98	$5.2 \cdot 10^{-2}$	0.0
TrES-3	0.92	0.81	5.0 ± 4.0^b	1.31	0.0226	0.00	1.91	1.31	3.92	2.06	2.31	$4.3 \cdot 10^{-4}$	0.0
WASP-4b	0.90	1.15	5.0 ± 4.0^b	1.34	0.0230	0.00	1.12	1.42	3.36	1.77	1.93	$8.1 \cdot 10^{-5}$	0.0
OGLE-TR-113b	0.78	0.77	$0.7 -0.0/+4.0$	1.43	0.0229	0.00	1.32	1.09	3.71	1.95	2.04	$8.9 \cdot 10^{-4}$	0.0
CoRoT-1b	0.95	1.11	5.0 ± 4.0^b	1.51	0.0254	0.00	1.03	1.49	3.55	1.87	1.88	$8.6 \cdot 10^{-5}$	0.0
CoRoT-14b	1.13	1.21	0.6 ± 0.2	1.51	0.0270	0.00	7.60	1.09	6.93	3.64	3.65	0.22	0.0
GJ1214b	0.16	0.21	$6.0 -3.0/+4.0$	1.58	0.0140	0.27	0.02	0.24	0.68	0.36	0.50	$7.7 \cdot 10^{-7}$	0.0
WASP-5b	0.99	1.01	3.0 ± 1.4	1.63	0.0273	0.00	1.64	1.17	4.39	2.31	2.19	$9.1 \cdot 10^{-4}$	$1.4 \cdot 10^{-5}$
OGLE-TR-132b	1.26	1.34	5.0 ± 4.0^b	1.69	0.0306	0.00	1.17	1.25	4.06	2.13	1.96	$5.3 \cdot 10^{-4}$	$8.2 \cdot 10^{-6}$
CoRoT-2b	0.97	0.90	5.0 ± 4.0^b	1.74	0.0281	0.00	3.31	1.47	5.75	3.03	2.77	$3.8 \cdot 10^{-3}$	$5.9 \cdot 10^{-5}$
SWEEPS-11	1.10	1.45	5.0 ± 4.0^b	1.80	0.0300	0.00	9.70	1.13	8.43	4.43	3.96	0.29	$4.5 \cdot 10^{-3}$
WASP-3b	1.24	1.31	5.0 ± 4.0^b	1.85	0.0317	0.00	2.06	1.45	5.11	2.68	2.37	$1.5 \cdot 10^{-3}$	$2.3 \cdot 10^{-5}$
WASP-2b	0.84	0.83	5.0 ± 4.0^b	2.15	0.0314	0.00	0.85	1.04	4.29	2.25	1.76	$1.6 \cdot 10^{-3}$	$2.5 \cdot 10^{-5}$
HAT-P-7b	1.47	1.84	5.0 ± 4.0^b	2.20	0.0379	0.00	1.80	1.42	5.51	2.90	2.26	$2.6 \cdot 10^{-3}$	$3.9 \cdot 10^{-5}$
HD189733b	0.80	0.79	$0.6 -0.0/+4.0$	2.22	0.0314	0.00	1.15	1.15	4.82	2.53	1.95	$4.1 \cdot 10^{-3}$	$6.2 \cdot 10^{-5}$
WASP-14b	1.32	1.30	0.75 ± 0.25	2.24	0.0370	0.09	7.72	1.26	8.20	4.33	3.67	0.25	$4.0 \cdot 10^{-3}$
WASP-24b	1.13	1.15	$1.6 -1.6/+2.1$	2.34	0.0359	0.00	1.03	1.10	4.73	2.49	1.88	26^d	0.39
TrES-2	0.98	1.00	5.1 ± 2.7	2.47	0.0356	0.00	1.25	1.26	5.25	2.76	2.00	$1.2 \cdot 10^{-3}$	$1.8 \cdot 10^{-5}$
OGLE2-TR-L9	1.52	1.53	$7.0 \cdot 10^{-3} -0.0/+0.1$	2.49	0.0413	0.00	4.34	1.61	7.97	4.19	3.03	33^d	0.51
WASP-1b	1.27	1.49	5.0 ± 4.0^b	2.52	0.0382	0.00	0.89	1.36	4.61	2.43	1.79	$7.0 \cdot 10^{-4}$	$1.1 \cdot 10^{-5}$
XO-2b	0.98	0.96	2.0 ± 1.0	2.62	0.0369	0.00	0.57	0.97	4.19	2.20	1.54	$1.6 \cdot 10^{-3}$	$2.5 \cdot 10^{-5}$
GJ436b	0.45	0.46	$6.0 -5.0/+4.0$	2.64	0.0289	0.15	0.07	0.37	1.77	0.94	0.77	$2.6 \cdot 10^{-4}$	$4.2 \cdot 10^{-6}$
WASP-26b	1.12	1.34	6.0 ± 2.0	2.76	0.0400	0.00	1.02	1.32	5.27	2.77	1.87	$5.2 \cdot 10^{-4}$	$7.9 \cdot 10^{-6}$
HAT-P-16b	1.22	1.24	2.0 ± 0.8	2.77	0.0413	0.04	4.19	1.29	8.15	4.29	3.00	$6.6 \cdot 10^{-2}$	$1.0 \cdot 10^{-3}$
HAT-P-5b	1.16	1.17	2.6 ± 1.8	2.79	0.0408	0.00	1.06	1.26	5.38	2.83	1.90	$3.8 \cdot 10^{-3}$	$5.8 \cdot 10^{-5}$
CoRoT-12b	1.08	1.12	6.30 ± 3.10	2.83	0.0402	0.07	0.92	1.44	4.79	2.53	1.81	$2.1 \cdot 10^{-4}$	$3.3 \cdot 10^{-6}$
HD149026b	1.30	1.50	2.0 ± 0.8	2.88	0.0429	0.00	0.36	0.61	3.80	2.00	1.32	$5.8 \cdot 10^{-3}$	$8.9 \cdot 10^{-5}$

Table 1. continued.

Name	M_* M_\odot	R_* R_\odot	Age Gyr	period days	a AU	e_{pl}^a	M_{pl} M_{Jup}	R_{pl} R_{Jup}	$R_{\text{max,r}}$ R_{Jup}	$R_{\text{max,p}}$ R_{Jup}	R_{roche} R_{Jup}	$m_{\text{m,max,r}}$ M_\oplus	$m_{\text{m,max,p}}$ M_\oplus
HAT-P-3b	0.94	0.82	0.4 -0.3/+6.5	2.90	0.0389	0.00	0.60	0.89	4.55	2.40	1.57	$4.4 \cdot 10^{-2}$	$6.7 \cdot 10^{-4}$
HAT-P-13b	1.22	1.56	5.0 -0.8/+2.5	2.92	0.0426	0.02	0.85	1.28	5.02	2.64	1.76	$3.8 \cdot 10^{-4}$	$5.9 \cdot 10^{-6}$
CoRoT-11b	1.27	1.37	2.00 ± 1.00	2.99	0.0436	0.00	2.33	1.43	7.26	3.82	2.46	$1.7 \cdot 10^{-2}$	$2.6 \cdot 10^{-4}$
TrES-1	0.87	0.82	2.5 ± 1.4	3.03	0.0393	0.00	0.76	1.10	5.11	2.69	1.70	$3.3 \cdot 10^{-3}$	$5.0 \cdot 10^{-5}$
HAT-P-4b	1.26	1.59	4.2 0.6 2.6	3.06	0.0446	0.00	0.68	1.27	4.94	2.60	1.63	$3.7 \cdot 10^{-4}$	$5.7 \cdot 10^{-6}$
HAT-P-8b	1.28	1.58	3.4 ± 1.0	3.08	0.0487	0.00	1.52	1.50	7.01	3.69	2.14	$3.5 \cdot 10^{-3}$	$5.4 \cdot 10^{-5}$
WASP-10b	0.75	0.70	0.8 -0.2/+0.2	3.09	0.0371	0.06	3.06	1.08	7.57	3.99	2.70	0.17	$2.7 \cdot 10^{-3}$
OGLE-TR-10b	1.18	1.16	1.1 -0.0/+7.0	3.10	0.0416	0.00	0.68	1.72	4.71	2.48	1.63	$2.0 \cdot 10^{-4}$	$3.0 \cdot 10^{-6}$
WASP-16b	1.00	0.94	2.3 -2.2/+5.8	3.12	0.0421	0.00	0.85	1.01	5.42	2.85	1.76	$8.6 \cdot 10^{-2}$	$1.3 \cdot 10^{-3}$
XO-3b	1.21	1.38	2.82 -0.82/+0.58	3.19	0.0454	0.26	11.79	1.22	9.50	5.08	4.23	0.24	$4.1 \cdot 10^{-3}$
HAT-P-12b	0.73	0.70	2.5 ± 2.0	3.21	0.0384	0.00	0.21	0.96	3.45	1.81	1.10	$5.8 \cdot 10^{-4}$	$8.9 \cdot 10^{-6}$
Kepler-4b	1.22	1.49	4.5 ± 1.5	3.21	0.0456	0.00	0.08	0.36	2.50	1.31	0.80	$1.0 \cdot 10^{-3}$	$1.5 \cdot 10^{-5}$
Kepler-6b	1.21	1.39	3.8 ± 1.0	3.23	0.0457	0.00	0.67	1.32	5.10	2.68	1.63	$4.8 \cdot 10^{-4}$	$7.4 \cdot 10^{-6}$
WASP-6b	0.83	0.85	5.0 ± 4.0^b	3.36	0.0421	0.05	0.50	1.22	4.55	2.40	1.48	$8.3 \cdot 10^{-4}$	$1.3 \cdot 10^{-5}$
WASP-28b	1.08	1.05	5.0 -2.0/+3.0	3.41	0.0455	0.05	0.91	1.12	5.55	2.93	1.80	$2.1 \cdot 10^{-3}$	$3.2 \cdot 10^{-5}$
Kepler-8b	1.21	1.49	3.84 ± 1.5	3.52	0.0483	0.00	0.60	1.42	5.20	2.73	1.57	$4.3 \cdot 10^{-4}$	$6.6 \cdot 10^{-6}$
HD209458b	1.00	1.15	4.0 ± 2.0	3.52	0.0475	0.07	0.64	1.38	5.15	2.72	1.60	$5.6 \cdot 10^{-4}$	$8.8 \cdot 10^{-6}$
WASP-22b	1.11	1.13	5.0 ± 4.0^b	3.53	0.0468	0.02	0.56	1.12	4.94	2.60	1.53	$2.3 \cdot 10^{-3}$	$3.5 \cdot 10^{-5}$
Kepler-5b	1.37	1.79	3.0 ± 0.6	3.55	0.0506	0.00	2.11	1.43	7.95	4.18	2.38	$1.2 \cdot 10^{-2}$	$1.8 \cdot 10^{-4}$
TrES-4	1.38	1.81	4.7 ± 2.0	3.55	0.0509	0.00	0.88	1.81	5.96	3.13	1.78	$3.2 \cdot 10^{-4}$	$5.0 \cdot 10^{-6}$
OGLE-TR-211b	1.33	1.64	5.0 ± 4.0^b	3.68	0.0510	0.00	0.75	1.26	5.73	3.01	1.69	$3.8 \cdot 10^{-3}$	$5.9 \cdot 10^{-5}$
WASP-11/HAT-P-10b	0.82	0.75	11.2 ± 4.1	3.72	0.0439	0.00	0.46	1.04	4.92	2.59	1.43	$4.1 \cdot 10^{-4}$	$6.3 \cdot 10^{-6}$
WASP-17b	1.16	1.20	3.0 -2.6/+0.9	3.74	0.0510	0.13	0.49	1.74	4.48	2.37	1.47	$3.1 \cdot 10^{-4}$	$5.0 \cdot 10^{-6}$
WASP-15b	1.19	1.48	3.9 -1.3/+2.8	3.75	0.0499	0.00	0.54	1.43	5.21	2.74	1.51	$3.6 \cdot 10^{-4}$	$5.5 \cdot 10^{-6}$
WASP-25b	1.00	0.95	2.5 ± 2.1	3.76	0.0474	0.00	0.58	1.26	5.38	2.83	1.55	$5.6 \cdot 10^{-3}$	$8.6 \cdot 10^{-5}$
HAT-P-6b	1.29	1.46	2.3 -0.7/+0.5	3.85	0.0524	0.00	1.06	1.33	6.67	3.51	1.90	$5.9 \cdot 10^{-3}$	$9.0 \cdot 10^{-5}$
Lupus-TR-3b	0.87	0.82	5.0 ± 4.0^b	3.91	0.0464	0.00	0.81	0.89	6.16	3.24	1.73	$3.6 \cdot 10^{-2}$	$5.6 \cdot 10^{-4}$
HAT-P-9b	1.28	1.32	1.6 -1.4/+1.8	3.92	0.0530	0.00	0.78	1.40	6.11	3.21	1.71	$1.8 \cdot 10^{-2}$	$2.7 \cdot 10^{-4}$
WASP-29b	0.82	0.85	13.0 -3.0/+5.0	3.92	0.0456	0.00	0.25	0.74	4.17	2.19	1.17	$4.0 \cdot 10^{-4}$	$6.2 \cdot 10^{-6}$
XO-1b	1.00	0.93	4.5 -2.0/+2.0	3.94	0.0488	0.00	0.90	1.18	6.41	3.37	1.79	$4.8 \cdot 10^{-3}$	$7.4 \cdot 10^{-5}$
OGLE-TR-182b	1.14	1.14	5.0 ± 4.0^b	3.98	0.0510	0.00	1.06	1.47	6.77	3.56	1.90	$6.2 \cdot 10^{-3}$	$9.6 \cdot 10^{-5}$
OGLE-TR-111b	0.82	0.83	1.1 -0.0/+7.0	4.01	0.0470	0.00	0.53	1.07	5.53	2.91	1.50	$5.3 \cdot 10^{-3}$	$8.1 \cdot 10^{-5}$
CoRoT-13b	1.09	1.01	1.64 ± 1.52	4.04	0.0510	0.00	1.31	0.89	7.37	3.88	2.03	1.24	$1.9 \cdot 10^{-2}$
CoRoT-5b	1.00	1.19	6.9 ± 1.4	4.04	0.0495	0.09	0.47	1.39	4.73	2.50	1.45	$9.7 \cdot 10^{-5}$	$1.5 \cdot 10^{-6}$
XO-4b	1.32	1.55	2.1 ± 0.6	4.13	0.0555	0.00	1.72	1.34	8.24	4.33	2.23	$3.0 \cdot 10^{-2}$	$4.6 \cdot 10^{-4}$
XO-5b	0.88	1.06	8.5 ± 0.8	4.19	0.0487	0.00	1.08	1.09	7.09	3.73	1.91	$4.9 \cdot 10^{-3}$	$7.6 \cdot 10^{-5}$
SWEEPS-04	1.24	1.18	5.0 ± 4.0^b	4.20	0.0550	0.00	3.80	0.81	10.86	5.71	2.90	5.0	$7.7 \cdot 10^{-2}$
CoRoT-3b	1.37	1.56	2.0 -0.4/+0.8	4.26	0.0570	0.00	21.66	1.01	19.45	10.23	5.18	110^d	1.7
WASP-21b	1.01	1.06	10.0 -3.0/+4.0	4.32	0.0521	0.00	0.30	1.07	4.73	2.49	1.24	$2.3 \cdot 10^{-4}$	$3.5 \cdot 10^{-6}$
WASP-13b	1.03	1.34	5.0 ± 4.0^b	4.35	0.0527	0.00	0.46	1.21	5.48	2.88	1.43	$2.8 \cdot 10^{-3}$	$4.2 \cdot 10^{-5}$
HAT-P-1b	1.13	1.12	3.6 ± 1.0	4.47	0.0554	0.07	0.52	1.22	5.40	2.85	1.49	$9.8 \cdot 10^{-4}$	$1.5 \cdot 10^{-5}$

Table 1. continued.

Name	M_* M_\odot	R_* R_\odot	Age Gyr	period days	a AU	e_{pl}^a	M_{pl} M_{Jup}	R_{pl} R_{Jup}	$R_{\text{max,r}}$ R_{Jup}	$R_{\text{max,p}}$ R_{Jup}	R_{roche} R_{Jup}	$m_{\text{m,max,r}}$ M_\oplus	$m_{\text{m,max,p}}$ M_\oplus
HAT-P-14b	1.39	1.47	1.3 ± 0.4	4.63	0.0606	0.11	2.23	1.15	8.54	4.51	2.43	0.16	$2.5 \cdot 10^{-3}$
Kepler-7b	1.35	1.84	3.5 ± 1.0	4.89	0.0622	0.00	0.43	1.48	5.78	3.04	1.40	$5.5 \cdot 10^{-4}$	$8.4 \cdot 10^{-6}$
HAT-P-11b	0.81	0.75	$6.5 - 4.1/+5.9$	4.89	0.0530	0.20	0.08	0.45	2.62	1.39	0.80	$5.6 \cdot 10^{-4}$	$9.2 \cdot 10^{-6}$
WASP-7b	1.25	1.23	5.0 ± 4.0^b	4.95	0.0618	0.00	0.96	0.92	7.70	4.05	1.83	0.14	$2.2 \cdot 10^{-3}$
HAT-P-2b	1.36	1.64	2.7 ± 0.5	5.63	0.0688	0.52	9.09	1.16	7.82	4.33	3.88	$6.9 \cdot 10^{-2}$	$1.5 \cdot 10^{-3}$
CoRoT-8b	0.88	0.77	2.00 ± 1.00	6.21	0.0630	0.00	0.22	0.57	5.40	2.84	1.12	$7.4 \cdot 10^{-2}$	$1.1 \cdot 10^{-3}$
WASP-8b	1.03	0.95	4.0 ± 1.0	8.16	0.0801	0.31	2.24	1.04	9.40	5.05	2.43	0.14	$2.5 \cdot 10^{-3}$
CoRoT-6b	1.05	1.02	5.0 ± 4.0^b	8.89	0.0855	0.10	2.96	1.17	14.66	7.75	2.67	5.0	$7.9 \cdot 10^{-2}$
CoRoT-4b	1.10	1.15	$1.0 - 0.3/+1.0$	9.20	0.0900	0.00	0.72	1.19	10.63	5.59	1.67	0.40	$6.1 \cdot 10^{-3}$
HAT-P-15b	1.01	1.08	$6.8 - 1.6/+2.5$	10.86	0.0964	0.19	1.95	1.07	12.99	6.90	2.32	0.55	$9.1 \cdot 10^{-3}$
CoRoT-10b	0.89	0.79	1.98 ± 0.62	13.24	0.1055	0.53	2.75	0.97	8.98	4.99	2.60	0.37	$8.1 \cdot 10^{-3}$
HD17156b	1.24	1.45	$3.06 - 0.76/+0.64$	21.22	0.1623	0.68	3.21	1.02	8.29	4.85	2.74	0.11	$3.4 \cdot 10^{-3}$
CoRoT-9b	0.99	0.94	5.0 ± 4.0^b	95.27	0.4070	0.11	0.84	1.05	46.19	24.43	1.75	27^d	27^d
HD80606b	0.90	0.92	7.63 ± 1.0	111.44	0.4490	0.93	3.94	0.92	0.00	1.97	2.94	0.0	0.0

Notes. ^(a) The eccentricity is often fixed to zero and not a freely fitted parameter. ^(b) No age given in the literature. Therefore an age of 5.0 ± 4.0 Gyr was assumed. ^(c) For this planet only an upper limit for the mass is available. ^(d) This value is probably not correct in detail as eq. 5 does not include tidal effects of the moon on the planet's rotation, which can be important for such a high mass-ratio of moon to planet.