

# Model of $d$ -wave electron pairing in hole doped cuprate superconductors: A possible explanation for the pseudogap regime

X. Q. Huang<sup>1,2\*</sup>

<sup>1</sup>Department of Physics and National Laboratory of Solid State Microstructure, Nanjing University, Nanjing 210093, China

<sup>2</sup>Department of Telecommunications Engineering ICE, PLAUST, Nanjing 210016, China

(Dated: December 29, 2018)

The real-space localized hole pair is constructed in the Cu-O plane of the hole-doped cuprate superconductors. We prove analytically and numerically that two electrons, due to the nearest-neighbor Coulomb repulsive confinement effect, can be in pairing inside a single plaquette with the  $d$ -wave symmetry. The scenario supports the ‘no glue’ pairing picture for the cuprates. Based on the scenarios, the physical origin of the Fermi pocket (or Fermi arc) and the two pseudogap behavior are provided. Our framework leads directly to a unified linear relationship between the pseudogap temperature  $T^*$  and the hole doping level  $x$  in these compounds.

PACS numbers: 74.72.Kf, 74.20.Rp, 74.72.Gh

One of the most important open issues in high- $T_c$  superconductors is the origin of the pseudogap and its relationship to superconductivity. It is widely believed that the mysterious pseudogap [1–4] may hold the key to understanding the mechanism of the cuprate superconductors. In the past twenty years, extensive experimental and theoretical efforts have been devoted to understand the pseudogap phenomenon in the normal state of the underdoped cuprates. Experimentally, angle-resolved photoemission spectroscopies (ARPES), nuclear magnetic resonance (NMR) and scanning tunneling microscopy (STM) have revealed many new and anomalous pseudogap-related physical properties such as the  $d$ -wave pairing symmetry [3], the Fermi pocket [5, 6] or Fermi arc [6, 7], the two pseudogap behavior [8, 9] and the linear dependent of the pseudogap temperature with hole doping level [10]. In addition, the experimental identification of the pseudogaps in manganites [11] and the localized Cooper pairs in insulating or nonmetallic materials [12] imply that there is probably not any direct link between the pairing phenomena known as pseudogaps and high-temperature superconductivity [13]. Theoretically, even though a huge amount of research work on the pseudogap has been conducted so far, yet its precise nature remains controversial.

Understanding the pairing mechanism of the pseudogap has been regarded as an essential step towards elucidating the nature of the high- $T_c$  superconductivity. But in Anderson’s view, the need for a bosonic glue to pair electrons in cuprates is folklore rather than the result of scientific logic [14]. If this is a correct notion, how can the strong Coulomb repulsion between electrons be overcome to support the electron pairing?

In this letter, we attempt to answer the above important question by introducing a new model for  $d$ -wave pairing in hole-doped high- $T_c$  superconductors. It is shown analytically that the opening of the pseudogap may originate merely from a real-space ultra short-range electron-ion Coulomb interactions, and no any quasiparticle glues are needed in the suggested pairing mechanism. The innovative approach offers an attractive explanation for the  $d$ -wave pairing behavior as well as for other pseudogap-related puzzles observed in hole-doped cuprates. This work indicates that the complex physical phe-

nomena may be well understood within the most basic electromagnetic theory. Moreover, it is worth pointing out that the proposed model not only provide new insights into the underlying physics of the pseudogap, it could also lead to a breakthrough in the theory of high- $T_c$  superconductivity.

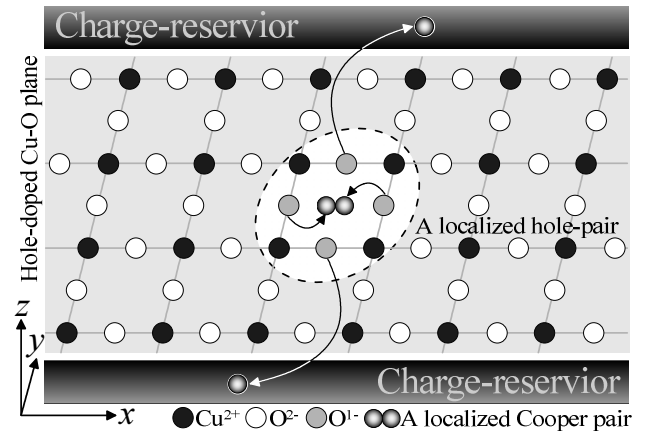


Figure 1: The real-space structural relationship between the localized Cooper pair and the localized hole pair.

In our opinion, a hole is a real-space ‘quasiparticle’ which is composed of some well-known electrons and ions. For the hole-doped cuprates, a localized hole-pair is a cluster of two electrons (a localized Cooper pair), four  $O^{1-}$  and four  $Cu^{2+}$  inside the Cu-O plane, as illustrated in Fig. 1. In the following, we will show how this simply picture could yield a pairing scenario that has the potential to resolve the pseudogap puzzle.

Figure 1 immediately leads us to the question: how can two repulsive electrons stay together inside a single plaquette? Here, we will show that the real space nearest-neighbor electron-ion Coulomb interaction is responsible for the mechanism (‘pairing glue’) of the pseudogap. As shown in Fig. 2, two specific situations where two electrons ( $A$  and  $B$ ) arranged on a line in  $x$  and  $xy$ -direction are respectively considered in the analysis. It can be seen from the figure, there are four nearest-neighbor negative  $O^{1-}$  ions (marked by 1,

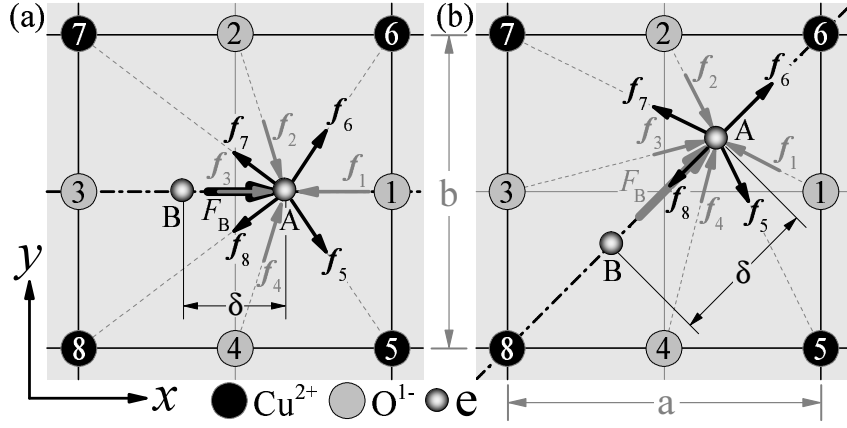


Figure 2: The schematic plot of the confinement forces acting on the electron pair (A and B) inside one unit cell of the Cu-O plane. Two special situations are considered in this study, (a) two electrons arranged along the  $x$ -direction, (b) two electrons aligned in the  $xy$ -direction.

2, 3, 4) and four second nearest-neighbor positive  $Cu^{2+}$  ions (marked by 5, 6, 7, 8) around the electron pair. For the sake of simplicity we assume that  $a = b$ , as a result, we can present the explicit analytical expressions of the confinement forces on the electrons due to the structural symmetry. Based on Fig. 2(a), the total confinement force  $F_x$  applied to the electron A in  $x$ -direction takes the form

$$F_x = F_B + F_x^{(1)} + F_x^{(2)}, \quad (1)$$

where the well-known Coulomb repulsion  $F_B$  can be represented as  $F_B = e^2/4\pi\epsilon_0\delta^2$ . The parameter  $\delta$  ( $< b$ ) is the electron-electron spacing which can be used to characterize the size of the Cooper pair.  $F_x^{(1)}$  is the sum of forces caused by the nearest-neighbor interactions (NNI) from four  $O^{1-}$  ions and is given by

$$F_x^{(1)} = -|\mathbf{f}_1 + \mathbf{f}_3| + |\mathbf{f}_2 + \mathbf{f}_4| = -\frac{e^2}{4\pi\epsilon_0} \left( \frac{1}{d_1^2} - \frac{1}{d_2^2} \right), \quad (2)$$

with  $d_1 = (b^2 - \delta^2)/4\sqrt{b\delta}$  and  $d_2 = (b^2 + \delta^2)^{3/4}/2\sqrt{2\delta}$ . Similarly, the resultant force  $F_x^{(2)}$  originated from the second nearest neighbor interactions (SNNI) of the four  $Cu^{2+}$  ions can be expressed as

$$F_x^{(2)} = |\mathbf{f}_5 + \mathbf{f}_6| - |\mathbf{f}_7 + \mathbf{f}_8| = \frac{e^2}{2\pi\epsilon_0} \left( \frac{1}{d_3^2} - \frac{1}{d_4^2} \right), \quad (3)$$

where the parameters  $d_3$  and  $d_4$  satisfy

$$d_3 = \frac{(2b^2 + \delta^2 - 2b\delta)^{1/4} \sqrt{2b^2 + \delta^2 - \sqrt{2b\delta}}}{4\sqrt{b - \delta}}, \quad (4)$$

$$d_4 = \frac{(2b^2 + \delta^2 + 2b\delta)^{1/4} \sqrt{2b^2 + \delta^2 + \sqrt{2b\delta}}}{4\sqrt{b + \delta}}.$$

While in the diagonal  $xy$ -direction, the total confinement force  $F_{xy}$  has the following form

$$F_{xy} = F_B + F_{xy}^{(1)} + F_{xy}^{(2)}, \quad (5)$$

where  $F_B = e^2/4\pi\epsilon_0\delta^2$  with  $\delta < \sqrt{2}b$ . And the nearest neighbor resultant force  $F_{xy}^{(1)}$  and the second nearest neighbor resultant force  $F_{xy}^{(2)}$  can be presented as

$$F_{xy}^{(1)} = \frac{e^2}{4\pi\epsilon_0} \left( \frac{1}{D_1^2} - \frac{1}{D_2^2} \right), \quad (6)$$

$$F_{xy}^{(2)} = \frac{e^2}{2\pi\epsilon_0} \left( \frac{1}{D_3^2} - \frac{1}{D_4^2} \right), \quad (7)$$

here the four distance parameters  $D_1$ ,  $D_2$ ,  $D_3$  and  $D_4$  are given by

$$D_1 = \frac{(b^2 + \delta^2 + \sqrt{2b\delta})^{3/4}}{2\sqrt{\sqrt{2}b + 2\delta}}, \quad D_2 = \frac{(b^2 + \delta^2 - \sqrt{2b\delta})^{3/4}}{2\sqrt{\sqrt{2}b - 2\delta}},$$

$$D_3 = \frac{(2b^2 - \delta^2)}{4 \times 2^{3/4} \sqrt{b\delta}}, \quad D_4 = \frac{(2b^2 + \delta^2)^{3/4}}{4\sqrt{\delta}}. \quad (8)$$

In the framework of Fig. 2, whether the two electrons become paired inside the square lattice can be judged by the value of  $F_x$  or  $F_{xy}$ . If there exist a value of  $\delta$  (electron-electron spacing) which can ensure  $F_x = 0$  (or  $F_{xy} = 0$ ), then the pair can maintain its integrity in the single plaquette due to a complete elimination of the Coulomb repulsion between electrons. With the analytical expressions from (1) to (8), we calculate and draw in Fig. 3 the total forces ( $F_x$  and  $F_{xy}$ ) on the electron A versus  $\delta/b$  for the cases of NNI (the gray solid lines) and NNI+SNNI (the black dash lines), respectively. As seen in Fig. 3(a), there exist always one  $\delta$  with the force  $F_x = 0$  when the two electrons arranged along  $x$ -direction, moreover, the adding of the SNNI has little impact on the formation of the stable electron pair in this direction (see the inset figure). When two electrons arranged in  $xy$ -direction, the forces  $F_{xy}$  are always positive for both NNI and NNI+SNNI, as shown in Fig. 3(b), these results imply that the electron-electron repulsion cannot be entirely excluded if two electrons are aligned in  $xy$ -direction. Taking into account the symmetry of Fig. 2, one can conclude from the above discussions that two electrons may be glued together when they

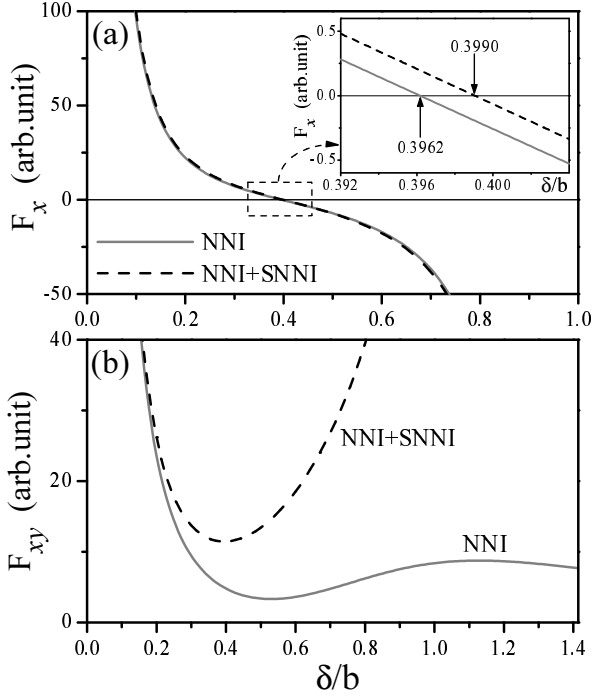


Figure 3: Analytical confinement forces versus  $\delta/b$  in two special directions (horizontal and diagonal), the gray solid lines represent the results with the nearest neighbor interactions (NNI), while the black dash lines are the numerical results of the nearest neighbor and second nearest neighbor interactions (NNI+SNNI). (a) Two electrons in  $x$ -direction, as the case in Fig. 2(a), (b) two electrons in  $xy$ -direction, as the case in Fig. 2(b).

are linked in both the horizontal ( $x$  and  $-x$ ) and vertical directions ( $y$  and  $-y$ ), surprisingly, the nearest-neighbor electron-ion repulsive interactions can play the key role of the ‘pairing glue’. However, the two electrons cannot form a bound state any longer when they stay in the four diagonal directions ( $xy$ ,  $-xy$ ,  $x-y$  and  $-x-y$ ). These results imply a possibility pseudogap phase of  $d$ -wave symmetry in the hole-doped cuprates.

Except for the two special cases of Fig. 2, how about other situations?

In Fig. 3, the numerical results show convincingly that the pairing phenomenon is dominated by the nearest neighbor electron-ion interactions. Hence, it is physically reasonable to consider only the NNI when one study the real-space confinement effect in Cu-O plane, as shown in Fig. 4. Even though this physical picture appears simple, but it can reveal the all the underlying physics of pseudogap behavior in cuprates. Classically, the sum force on electron  $A$  can be decomposed into its vertical and horizontal components:

$$F_x = \frac{e^2}{4\pi\epsilon_0} \left( \frac{x-b/2}{\Delta_1^3} + \frac{x}{\Delta_2^3} + \frac{x+b/2}{\Delta_3^3} + \frac{x}{\Delta_4^3} + \frac{x}{2\Delta_B^3} \right),$$

$$F_y = \frac{e^2}{4\pi\epsilon_0} \left( \frac{y}{\Delta_1^3} + \frac{y-b/2}{\Delta_2^3} + \frac{y}{\Delta_3^3} + \frac{y+b/2}{\Delta_4^3} + \frac{y}{2\Delta_B^3} \right),$$
(9)

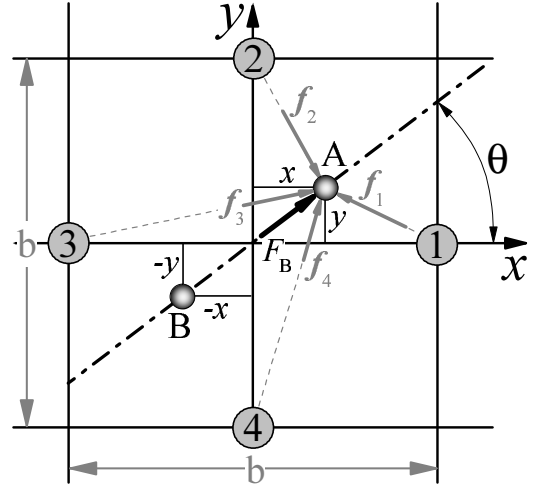


Figure 4: The real space confinement effect on the two electrons ( $A$  and  $B$ ) located symmetrically at  $(x, y)$  and  $(-x, -y)$  inside the single plaquette, where only the nearest-neighbor interactions are considered.

with  $\Delta_1 = \sqrt{y^2 + (b/2 - x)^2}$ ,  $\Delta_2 = \sqrt{x^2 + (b/2 - y)^2}$ ,  $\Delta_3 = \sqrt{y^2 + (b/2 + x)^2}$ ,  $\Delta_4 = \sqrt{x^2 + (b/2 + y)^2}$  and  $\Delta_B = \sqrt{x^2 + y^2}$ .

Of course, what concerns us most is whether the Coulomb repulsion between electrons can be completely overcome in favor of the electron pairing. Hence, we calculate with Eq. (9) and show in Fig. 5 only the results of  $F_x = 0$  (the gray circles) and  $F_y = 0$  (the black circles). It is interesting to note that the locations of  $F_x = 0$  and  $F_y = 0$  form two real-space symmetrical ‘pocket-like’ (or arc-like) structures, respectively. In particular, there are two pair locations ( $P_+, P_-$ ) and ( $Q_+, Q_-$ ) where  $F_x = F_y = 0$  indicating a complete elimination of the Coulomb repulsion inside the pairs and the possibility of existence of the stable localized Cooper pairs, as already confirmed in Fig. 3(a). However, the formation of the Cooper pairs are forbidden around the diagonal directions (indicated by the white polygon in the figure) because of  $F_x \neq 0$  and  $F_y \neq 0$ . If two electrons ( $A$  and  $B$ ) locate symmetrically in the two ‘pockets’ of same color (for example, the gray pockets as indicated in the figure), the electron pair is in a metastable state as the main repulsive component  $F_x = 0$ , while the minor component  $F_y \neq 0$ . Moreover, one can easily find from the figure that, for a given  $\theta$ , there exist two metastable pseudogap states ( $AB$  and  $A'B'$ ) characterized by the pair’s size  $\delta_+(\theta) = \overline{AB}$  and  $\delta_-(\theta) = \overline{A'B'}$ , which may correspond to the two pseudogap behavior. Now we can summarize qualitatively the main conclusions of Fig. 5 into the following expression of the pseudogap energy  $E_g(\theta)$ :

$$E_g(\theta) = \frac{1}{4\pi\epsilon_0\delta_{\pm}(\theta)} |\cos^2(\theta) - \sin^2(\theta)|. \quad (10)$$

Physically, a large value of  $E_g(\theta)$  usually corresponds a stable localized Cooper pair which is experienced a strong confine-

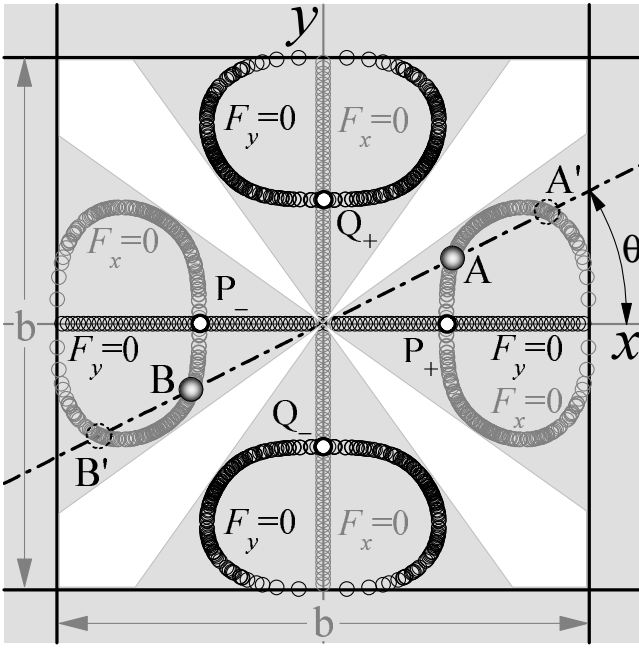


Figure 5: The stability of the localized Cooper pair oriented in different directions. The gray and black circles indicate the spatial locations at which the resultant forces ( $F_x$  and  $F_y$ ) on the electrons in  $x$ - and  $y$ -direction are zero, respectively. For more detail, see the text.

ment effect. It is worth pointing out that Fig. 5 and Eq. (10) have already included the three key experimental facts of the pseudogap phenomena: the  $d$ -wave pairing symmetry, Fermi pocket (or Fermi arc) and the two pseudogap behavior. Furthermore, note that the physical properties of a system of two Fermi electrons illustrated by Fig. 5 are antisymmetric under the exchange of the two identical electrons inside one pair.

Finally, we try to give a brief interpretation of the carrier doping ( $x$ ) dependence of the pseudogap temperature  $T^*$  in the hole-doped cuprates. Based on the simple scenario of Fig. 1 and Fig. 2, in the zero-temperature approximation, an isolated single stable localized Cooper pair can be defined by the binding energy  $E_b^s(0)$  of the pseudogap state. In a real system, the hypothesis of zero temperature and single Cooper pair is physically untrue. Obviously, both temperature and the Coulomb interaction between Cooper pairs would lead to a decreasing of the stability of the localized Cooper pairs, which can be qualitatively described by the following formula of the binding energy

$$E_b(T) = E_b^s(0) - \alpha k_B T - \frac{\beta}{\bar{\xi}_{ab}}, \quad (11)$$

where  $\alpha$  and  $\beta$  are constants,  $k_B$  is Boltzmann's constant,  $T$  is the temperature in degrees Kelvin and  $\bar{\xi}_{ab}$  is the average distance of the localized Cooper pairs inside one Cu-O plane. For layered cuprates, the pair-pair interactions between different Cu-O layers are negligible, hence, only the interactions inside one Cu-O plane are taken into account in Eq. (11) through the parameter  $\bar{\xi}_{ab}$ . In the quasi-two-dimensional sys-

tem,  $\bar{\xi}_{ab}$  is roughly inversely proportional to the doping level  $x$ :  $\bar{\xi}_{ab} = \lambda/x$ , where  $\lambda$  is a constant.

Equation (11) means that there exists a critical temperature (or pseudogap temperature)  $T^*$  below which the binding energy  $E_b(T) > 0$ , the pseudogap may be expected in the superconductor, while above which  $E_b(T) < 0$ , the pseudogap may disappear due to the complete destruction of the localized Cooper pair. With the critical condition  $E_b(T^*) = 0$ , then from Eq. (11) we obtain

$$T^* = \frac{1}{\alpha k_B} \left[ E_b^s(0) - \frac{\beta}{\lambda x} \right]. \quad (12)$$

The above equation suggests that the pseudogap temperature  $T^*$  decreases linearly with an increase in doping level  $x$ , which is in good agreement with the experiments.

In conclusion, we have proposed for the first time the model of the real-space localized hole pair for the hole-doped cuprates. In the new framework, the localized Cooper pair can naturally form inside a square lattice of four  $O^{1-}$  ions with the  $d$ -wave symmetry. The nearest-neighbor characteristic of the real-space pairing mechanism indicates that the pseudogap is a common natural phenomenon that can be observed in various materials with low carrier concentration. The physical origins of the Fermi pocket formation (or Fermi arc) and the two pseudogap behavior have been uniquely determined by the scenarios developed. Finally, the linear relationship between the pseudogap temperature  $T^*$  and the doping level  $x$  in the hole-doped cuprates has been analytically proved. The contents of these results are believed to be strong evidence for the 'no glue' picture which was first argued by Anderson [14] and recently confirmed by experiment [13]. We are confident that these findings have shed light on the unresolved problem of the pseudogap.

The author acknowledges the valuable discussion with Professors P. W. Anderson.

\* Electronic address: xqhuang@netra.nju.edu.cn

- [1] G. A. Thomas *et al.*, Phys. Rev. Lett. **61**, 1313 (1988).
- [2] J. W. Loram, K. A. Mirza, J. R. Cooper, and W. Y. Liang, Phys. Rev. Lett. **71**, 1740 (1993).
- [3] H. Ding *et al.*, Nature **382**, 51 (1996).
- [4] T. Valla, A. V. Fedorov, Jinho Lee, J. C. Davis and G. D. Gu, Science **314**, 1914 (2006).
- [5] D. S. Marshall *et al.*, Phys. Rev. Lett. **76**, 4841 (1996).
- [6] J. Q. Meng *et al.*, Nature **462**, 335 (2009).
- [7] M. Norman *et al.*, Nature **392**, 157 (1998).
- [8] G. Deutscher, *et al.*, Nature **397**, 410 (1999).
- [9] M. C. Boyer, *et al.*, Nature Phys. **3**, 802 (2007).
- [10] M. Gurvitch and A. T. Fiory, Phys. Rev. Lett. **59**, 1337 (1987).
- [11] N. Mannella *et al.*, Nature **438**, 474 (2005).
- [12] M. D. Stewart Jr., Aijun Yin, J. M. Xu, James M. Valles Jr., Science **318**, 1273 (2007).
- [13] A. N. Pasupathy *et al.*, Science **320** 196 (2008).
- [14] P. W. Anderson, Science **317**, 1705 (2007).