

**UCAC3 Proper Motion Survey. I.
DISCOVERY OF NEW PROPER MOTION STARS IN UCAC3
WITH $0''.40 \text{ yr}^{-1} > \mu \geq 0''.18 \text{ yr}^{-1}$ BETWEEN DECLINATIONS
 -90° and -47°**

Charlie T. Finch, Norbert Zacharias

finch@usno.navy.mil

U.S. Naval Observatory, Washington DC 20392-5420

Todd J. Henry

Georgia State University, Atlanta, GA 30302-4106

ABSTRACT

Presented here are 442 new proper motion stellar systems in the southern sky between declinations -90° and -47° with $0''.40 \text{ yr}^{-1} > \mu \geq 0''.18 \text{ yr}^{-1}$. These systems constitute a 25.3% increase in new systems for the same region of the sky covered by previous SuperCOSMOS RECONS (SCR) searches that used Schmidt plates as the primary source of discovery. Among the new systems are 25 multiples, plus an additional seven new common proper motion companions found to previously known primaries. All stars have been discovered using the third U.S. Naval Observatory (USNO) CCD Astrograph Catalog (UCAC3). A comparison of the UCAC3 proper motions to those from the Hipparcos, Tycho-2, Southern Proper Motion (SPM4), and SuperCOSMOS efforts is presented, and shows that UCAC3 provides similar values and precision to the first three surveys. The comparison between UCAC3 and SuperCOSMOS indicates that proper motions in RA are systematically shifted in the SuperCOSMOS data but are consistent in DEC data, while overall showing a significantly higher scatter. Distance estimates are derived for stars having SuperCOSMOS Sky Survey (SSS) B_J , R_{59F} , and I_{IVN} plate magnitudes and Two-Micron All Sky Survey (2MASS) infrared photometry. We find 15 systems estimated to be within 25 pc, including UPM 1710-5300 our closest new discovery estimated at 13.5 pc. Such new discoveries suggest that more nearby stars are yet to be found in these slower proper motion regimes, indicating that more work is needed to develop a complete map of the solar neighborhood.

Subject headings: solar neighborhood — stars: distances — stars: statistics — surveys — astrometry

1. INTRODUCTION

Proper motion surveys were once in the forefront of astronomy research. Providing a vast library of low mass stars, proper motion surveys provide a wealth of information to astronomers studying stellar populations, and in particular the stellar luminosity and mass functions that reveal how the Galaxy's stellar mass is divided among different types of stars. Proper motion surveys of

faint objects, such as red dwarfs, subdwarfs, and white dwarfs, play a crucial role in identifying the Sun's nearest neighbors.

Historically, proper motion studies have been carried out by blinking photographic plates taken at different epochs to detect the changing positions of stars. The pioneering surveys of the second half of the last century include the Lowell Proper Motion Survey (Giclas et al. 1971; Giclas et al. 1978), the Luyten Half-Second cat-

alog (LHS) (Luyten 1979) and the New Luyten Two-Tenths catalog (NLTT) (Luyten 1980). With the aid of plate scanning machines and high powered computers, the traditional techniques used for proper motion studies are carried out in much the same way, only now using digitized images of the photographic plates. Utilizing various techniques and plate sets, these new computerized searches have revealed many new proper motion systems. Recent surveys of the southern sky — the region targeted by the present effort — include (Wroblewski & Costa 1999), (Scholz et al. 2000; Scholz et al. 2002), (Oppenheimer et al. 2001), the Southern Infrared Proper Motion Survey (SIPS) (Deacon et al. 2005; Deacon & Hambly 2007), the IPHAS-POSS-I proper motion survey of the Galactic plane (Deacon et al. 2009) and Lepine’s SUPERBLINK survey (Lépine 2005; Lépine 2008).

The Research Consortium On Nearby Stars (RECONS) group¹ has also been systematically canvassing the southern sky for new proper motion systems as part of their effort to understand the stellar population of the solar neighborhood. To date, these discoveries have been reported in five of the *The Solar Neighborhood* (TSN) series of papers (Hambly et al. 2004; Henry et al. 2004; Subasavage et al. 2005a; Subasavage et al. 2005b; Finch et al. 2007). The new systems are given SCR (SuperCOSMOS-RECONS) names because they have been discovered using the SuperCOSMOS Sky Survey (SSS) data (Hambly et al. 2001a). The RECONS group continues to operate a trigonometric parallax program at the CTIO 0.9m telescope to confirm stars within 25 pc, with a focus on stars within 10 pc. In Table 1, we summarize the number of new stellar systems reported to be within 25 pc by RECONS and others via proper motion surveys that have distance estimates derived from photographic relations.

In this investigation we focus on stars in the newly released third U.S. Naval Observatory (USNO) CCD Astrograph Catalog (UCAC3) (Zacharias et al. 2010) found between declinations -90° and -47° that have $0''.40 \text{ yr}^{-1} > \mu \geq 0''.18 \text{ yr}^{-1}$, where μ is the proper motion. The search region and proper motion range match that in *The Solar Neighborhood XVIII* (hereafter, TSN18) (Finch et al. 2007), in which the lower proper mo-

tion cutoff was chosen to match that of the NLTT catalog. In TSN18 we presented 1606 new SCR systems, including 54 candidate common proper motion multiples. By utilizing the UCAC3 catalog with proper motions determined without the sole use of photographic plates, we can probe for new proper motion stars and companions that have been overlooked during previous searches. The new objects reported here have been dubbed UPM, for this new USNO Proper Motion search.

2. Method

2.1. UCAC3

The USNO CCD Astrograph Catalog (UCAC) project has been producing astrometric catalogs since October 2000, with the first release (UCAC1) (Zacharias et al. 2000) covering only 80% of the southern sky. The second catalog in this series (UCAC2) (Zacharias et al. 2004) was released in July 2003 with about the same level of completeness as UCAC1, but with early epoch plates paired with the Astrograph CCD data for improved proper motions. The UCAC3, released in August 2009, is the first from the series to have all sky coverage, and contains just over 100 million entries with a limiting magnitude of ~ 16 in the UCAC bandpass (579-642 nm). UCAC3 also includes double star fitting, and has a slightly deeper limiting magnitude than UCAC2 due to a complete re-reduction of the pixel data (Zacharias 2010). A detailed introduction to the UCAC3 can be found in the release paper (Zacharias et al. 2010) and the README file of the data distribution.

The UCAC3 has been used in the present survey to probe for proper motion stars that have been overlooked during previous SCR and other searches. The Two-Micron All Sky Survey (2MASS) was used to probe for and reduce systematic errors in UCAC CCD observations, giving a greater number of reference stars to stack up residuals as a function of many parameters, such as observing site and exposure time. A detailed description of the astrometric reductions of UCAC3 can be found in (Finch et al. 2010).

2.2. PROPER MOTIONS

Out of the roughly 100 million stars in the UCAC3 catalog, about 95 million have calculated absolute proper motions. Most proper motions

¹www.recons.org

are derived using the Astrograph CCD data combined with various earlier epoch catalogs in much the same manner as UCAC2. All input catalogs are reduced to the International Celestial Reference Frame (ICRF) by utilizing Hipparcos data or a similar, denser catalog, such as Tycho-2. For each position, standard errors are estimated. These errors are then used as weights to compute a UCAC3 mean position and proper motion, utilizing a weighted, least-squares adjustment procedure. For bright stars ($R \sim 8-12$), UCAC Astrograph CCD data were combined with ground-based photographic and transit circle catalogs, including all catalogs used for the Tycho-2 project (Høg et al. 2000), and ~ 1.2 million positions from about 1950 AGK2 plates derived using the StarScan machine (Zacharias et al. 2008). For fainter stars ($R \sim 12.5-16.5$), UCAC Astrograph CCD data were combined with scans from the StarScan machine of roughly 3200 plates from the Hamburg Zone Astrograph, the USNO Black Birch Astrograph, and the Lick Astrograph, as well as a complete new reduction of the Yale Southern Proper Motion (SPM4) survey (Girard et al. 2010), and data from the SuperCOSMOS project (Hambly et al. 2001a). The SuperCOSMOS data were used in place of the Northern Proper Motions (NPM) (Girard et al.), in preparation, which was not complete when the UCAC3 was generated, but which will be included in the anticipated UCAC4 final release. An estimated error floor has been added to all catalogs used for the proper motion calculation. The largest root mean square (RMS) error contribution added was 100 mas for the SuperCOSMOS data due to zonal (plate pattern) systematic errors in the range of 50 to 200 mas, when compared to 2MASS data. For a detailed description of the derived UCAC3 proper motions see (Zacharias et al. 2010).

An effort was made to tag previously known High Proper Motion (HPM) stars in the UCAC3 catalog using the Vizier on-line data tool, along with published literature. The list includes roughly 51000 known proper motion stars covering the entire sky with $\mu > \sim 0''.18 \text{ yr}^{-1}$. In the North we used the LSPM-North catalog (Lépine 2005) containing 61977 new and previously found stars having proper motions greater than $0''.15 \text{ yr}^{-1}$. In the South we used many

smaller surveys along with the Revised NLTT Catalog (Salim & Gould 2003), which produced 17730 stars with proper motions greater than $0''.15 \text{ yr}^{-1}$. For a full list of catalogs used see the UCAC3 README file. This list is not comprehensive due to not having a complete list of proper motion surveys and the difficulty in matching some catalogs like the NLTT which do not have reliable positions. The proper motion values given in UCAC3 for these previously known stars come from the individual catalogs themselves and are not derived in the same manner as the UCAC3 proper motions mentioned above. These previously known proper motion stars are flagged in the UCAC3 data with a Mean Position (MPOS) running star number greater than 140 million.

The errors in proper motions reported in the UCAC3 release for stars brighter than mag 12 are only $\sim 1-3 \text{ mas/yr}$ because of the large epoch spread, oftentimes as long as 100 years. For fainter stars found in SPM4, the errors are $\sim 2-3 \text{ mas/yr}$, while proper motions incorporating SuperCOSMOS data result in errors of $\sim 6-8 \text{ mas/yr}$.

2.3. SEARCH CRITERIA

The initial sample of 177231 proper motion candidates for this search included all UCAC3 stars in the southern sky between declinations -90° and -47° with $0''.40 \text{ yr}^{-1} > \mu \geq 0''.18 \text{ yr}^{-1}$. Winnowing of the sample was accomplished by examining previously known proper motion stars meeting the survey criteria to find a combination of UCAC3 flags with values indicative of real proper motion objects. To verify the set of flags adopted for final target selection, visual inspections were done of targets in selected sky regions to confirm true proper motion. In addition to meeting the declination and proper motion survey limits, all stars (1) must be in the 2MASS catalog with an e2mpho (2MASS photometry error) less than or equal to 0.05 magnitudes in all three bands, (2) have a UCAC fit model magnitude between 7 and 17 mag, (3) have a double star flag (dsf) equal to 0, 1, 5 or 6, meaning a single star or fitted double, (4) have an object flag (objt) between -2 and 2 to exclude positions that used all overexposed images in the fit, (5) have an MPOS number less than 140 million to exclude already known high proper motion stars, and (6) have a LEDA galaxy flag of zero, meaning that the source is not in the

LEDA galaxy catalog. After implementing these cuts, 9248 candidates remained.

These candidates were then cross-checked via VizieR, the published literature, and SIMBAD to determine if they were previously known. VizieR was used to cross-check various proper motion catalogs, such as NLTT, Hipparcos, and Tycho-2. If a survey was not available on VizieR, data were obtained from the published literature (as in the case for stars found in TSN18, which has only recently been added to the VizieR database.) A final search was done by checking the remaining candidates against the SIMBAD database. Cross-checks of the various compendia were performed using a $90''$ search radius, with one exception (the NLTT catalog, see below). If a candidate was matched to a known proper motion star having roughly the same proper motion and magnitude, then it was labeled as previously known, and is not included in the sample reported here.

A larger search radius of $180''$ was used when comparing UPM candidates to the NLTT catalog, which is known to have inaccurate positions. As shown in the Figure 2 histogram of (Bakos et al. 2002), the distances between their measured positions and Luyten’s listed positions of LHS stars can be quite large. The number of objects with a given position offset levels off around $90''$, beyond which fewer than 10 objects per $1''$ bin are found. Thus, UCAC3 proper motion candidates with positions differing from Luyten’s by less than $90''$ are considered known, those differing by 90 – $180''$ are considered new discoveries but are noted as possible NLTT stars in the tables, and those differing by more than $180''$ are considered new discoveries. It is not a goal of this paper to revise the NLTT catalog and assign proper identifications and accurate positions to NLTT entries; rather, the goal is to identify new high proper motion stars.

The various cross-checks for previously known stars reduced the number of new candidates to a list of 4425. Each was visually inspected to verify proper motion by blinking the B_J and R_{59F} SuperCOSMOS digitized plate images. Objects without verifiable proper motions were then discarded, leaving 474 new proper motion discoveries. Of these new discoveries 32 were found to be part of a Common Proper Motion (CPM) system, including seven new discoveries having CPM to

previously known primaries, leaving a total of 442 new systems.

A lower successful hit rate (5297 real proper motion objects / 9248 total “good” candidates extracted) of 57.3% was found for this search than the 78.1% successful hit rate obtained in TSN18. As in TSN18, the hit rate takes into account new, known, and phantom proper motion objects (phantoms are identified as moving objects but are not). The lower hit rate in the present effort is the result of at least three factors. First, some real objects were discarded early in the search due to the rigorous sifting mentioned above to obtain a more manageable sample for investigating, i.e. some of the selection criteria, particularly involving 2mass, were “too tight.” Second, many phantom proper motion objects in the UCAC3 made the sample cuts because of incorrect matches between catalogs during the proper motion calculation. This is particularly common in the fainter stars for which the proper motion calculations rely on only two catalog positions. Third, other misidentifications arise from blended images, where two single star detections in the UCAC3 can be matched up to a single image in an earlier epoch catalog.

3. RESULTS

The 442 new UCAC3 proper motion systems are listed in Table 2. In Table 3 we highlight the 15 systems for which we estimate distances to be less than 25 pc. In both Tables we list names, coordinates, proper motions, 1σ errors in the proper motions, plate magnitudes from SuperCOSMOS, near-IR photometry from 2MASS, the computed $R_{59F} - J$ color, distance estimate, and notes.

3.1. Positions and Proper Motions

All positions on the ICRF system, proper motions, and errors are taken directly from UCAC3. For a few stars found visually, e.g. companions, no data could be obtained from UCAC3, so information was obtained from other sources (additional objects, see below). The average positional errors reported in the UCAC3 catalog for this sample are 52 mas in RA and 53 mas in Dec. The average proper motion errors are 8.5 mas/yr in $\mu_\alpha \cos \delta$ and 8.4 mas/yr in μ_δ .

3.2. Photometry

In Tables 2 and 3, we give photographic magnitudes from SuperCOSMOS for three plate emulsions: B_J , R_{59F} , and I_{IVN} . For sources fainter than mag ~ 15 , plate errors are typically less than 0.3 mag, but errors increase for brighter sources. Plate color errors are smaller, at roughly 0.07 mag (Hambly et al. 2001b). 2MASS JHK_s infrared photometry is given, with errors typically 0.05 mag or less due to the search criteria and because the stars are usually brighter than 16 in UCAC3 and are red, making them relatively bright, mag ~ 10 –14, in 2MASS. Companions found during visual inspection may be fainter and have consequently larger photometric errors. The optical (SuperCOSMOS) and infrared (2MASS) datasets are combined in a computed $R_{59F} - J$ color to provide an indicator of the star’s color. In some cases, SuperCOSMOS magnitudes may not be given due to blending, no source detection or other problems where no magnitude is reported in the SuperCOSMOS data. 2MASS magnitudes are given for all but five objects that are not present in the 2MASS catalog.

3.3. Distances

Distance estimates are computed using 11 colors generated from the six-band photometry using the relations given in (Hambly et al. 2004). This method assumes that all objects are main sequence stars. The accuracy reported for this technique is roughly 26%, which is determined from the mean of the absolute values of the differences between distances for stars with trigonometric parallaxes and distances estimated via the relations. No distance estimate is given for stars that are too blue for the relations. For objects with incomplete photometry, the distance estimate will be less reliable. While only one relation is needed to produce a distance estimate, six are needed to be considered “reliable.” This is half of the 11 total possibilities. Stars having fewer than six relations have been identified in the notes. For any star expected to have an erroneous distance (white dwarf, evolved star, subdwarf), the distance is given in brackets.

3.4. Additional Objects

During the visual inspection of the candidates, 27 additional proper motion objects were found,

listed in Table 4. These objects generally are CPM companion candidates that either have a fainter limiting magnitude than implemented for this search, were eliminated from the candidate list by the search criteria, or have a UCAC3 proper motion less than $0''.18 \text{ yr}^{-1}$. Proper motions from the UCAC3 data less than the $0''.18 \text{ yr}^{-1}$ cutoff of this paper are considered suspect from a visual inspection that compared the proper motion of the companion candidate. All objects detected during the visual inspection were investigated using SIMBAD and VizieR for previous identifications. If none were found, their proper motions were obtained from UCAC3, SPM4, or SuperCOSMOS, in that order of priority. Magnitudes were then obtained from SuperCOSMOS and 2MASS to compute distance estimates. Only four of the 27 objects found visually did not have a proper motion reported in any catalog. For stars that were not found in the UCAC3 data, positions were computed using the epoch, coordinates, and proper motion obtained from the corresponding catalog.

4. ANALYSIS

4.1. Color-Magnitude Diagram

In Figure 1 we show a color-magnitude diagram of the 465 proper motion objects reported in this sample having a $R_{59F} - J$ color. New proper motion objects are represented by closed circles while known objects (companions to new objects) are represented by open circles. Data points that fall below $R_{59F} \sim 17$ are CPM companion candidates noticed during visual inspection. The brightest new object, UPM 1542-5041, has $R_{59F} = 9.924$ and is estimated to be at a distance of 33.1 pc. The reddest object found in this search is UPM 1703-4934B with $R_{59F} - J = 6.30$, $R_{59F} = 17.31$, and estimated distance of 40.7 pc.

The subdwarf population is not as well defined in this paper as in TSN18 because there are far fewer new objects. Nonetheless, a separation can be seen below the concentration of main sequence stars. Finally, a single known white dwarf, WD 0607-530B, can be seen in the lower left of Figure 1.

4.2. Reduced Proper Motion Diagram

We show in Figure 2 the Reduced Proper Motion (RPM) diagram for all 465 objects in this

sample having a $R_{59F} - J$ color. New proper motion objects are represented by closed circles while known objects (companions to new objects) are represented by open circles. A reduced proper motion diagram takes advantage of the assumption that objects with larger distances tend to have smaller proper motions. While this is not always valid it can be used as a good method to separate white dwarfs and subdwarfs from main-sequence stars. We determine H_R as in TSN18 using a modified distance modulus equation, in which μ is substituted for distance.

$$H_R = R_{59F} + 5 + 5 \log \mu.$$

The dashed line in Figure 2 is the same empirical line used in TSN18 to separate white dwarfs from subdwarfs. This separation line has been shown from past SCR searches to be reliable in identifying white dwarf candidates. From the present survey, only one known white dwarf WD 0607-530B, a CPM companion candidate to UPM 0608-5301A, is seen clearly below the subdwarf region.

Subdwarf candidates have been selected using the same method as in TSN18 — stars with $R_{59F} - J > 1.0$ and within 4.0 mag in H_R of the the empirical line separating the white dwarfs are considered subdwarfs. From this survey there are 31 subdwarf candidates, all with distance estimates greater than 147 pc. Large distance estimates can be used to identify both subdwarf and white dwarf candidates, which are subluminous compared to main sequence stars and yield large distance estimates because they are intrinsically fainter than the main-sequence stars used to generate the photometric distance relations. The presumably erroneous distances for these stars are given in brackets in Tables 2 and 3. Follow up spectroscopic observations will be needed to confirm all subdwarf candidates.

4.3. New Common Proper Motion Systems

In this search we found 32 common proper motion systems (31 binaries and one triple), including 25 entirely new systems and seven hybrid systems containing both new and known objects. The triple system is a previously known system discovered as part of the automated search to have a

newly discovered third component. The data for these systems are given in Table 4, where we list the primaries and companions, their proper motions, and the companions' separations and position angles relative to the primaries (defined to be the brightest star in each system). The distance estimates were used in conjunction with the proper motions and visual inspections to determine whether or not a pair of stars is physically associated. Because these objects were found during visual inspections, the proper motion and/or SuperCOSMOS magnitudes may be missing or suspect; in such cases, identifications as CPM systems are more tentative and identified in the notes.

In Figure 3 we compare the proper motions per coordinate for the 29 CPM systems for which both components have proper motions. CPM candidates that have proper motions from UCAC3 are represented by closed circles while those with proper motions from other sources are represented by open circles. Proper motions for the latter candidates were extracted manually from either SPM4 or SuperCOSMOS.

4.4. Notes on Specific Stars

UPM 0608-5301A is an M dwarf at an estimated distance of 37.1 pc with a known white dwarf as a possible companion. The B component (known white dwarf) is at a separation of 21.5'' at position angle 120.7° from the primary. We estimate a distance of 34.2 pc for the white dwarf with an error of 20% using the relation of (Oppenheimer et al. 2001). See Table 4 for more details.

UPM 0835-6018C is in a possible triple system with NLTT 19906 and NLTT 19907. The A and B components are separated by 5.1''. The C component has a separation of 113.0'' at a position angle of 49.3° from the primary. See Table 4 for more details.

UPM 1230-5736AB The A component is estimated to be at 22.2 pc, and has $R_{59F} = 12.04$ and proper motion per coordinate $(\mu_\alpha \cos \delta, \mu_\delta) = (-227.6, -66.5)$ mas/yr. NLTT 30961 is found 1.61' away, and NLTT lists a red photographic magnitude of 13.1 and proper motion per coordinate $(\mu_\alpha \cos \delta, \mu_\delta) = (-216.7, -38.2)$ mas/yr.

The B component is estimated to be at 19.8 pc, and has $R_{59F} = 12.83$ and proper motion per

coordinate $(\mu_\alpha \cos \delta, \mu_\delta) = (-243.0, -29.3)$ mas/yr. NLTT 30938 is found $1.68'$ away, and NLTT lists a red photographic magnitude of 12.6 and proper motion identical to NLTT 30961. Thus, this nearby UPM double is likely the same as the NLTT double, but the relatively large offset from the NLTT makes the identification ambiguous.

UPM 1542-5041 is the brightest new HPM discovery from this effort. It has a distance estimate of 33.1 pc, $R_{59F} = 9.92$ and proper motion per coordinate $(\mu_\alpha \cos \delta, \mu_\delta) = (182.4, -16.3)$ mas/yr. NLTT 40903 is found $2.46'$ away, and NLTT lists a red photographic magnitude of 12.8 and proper motion per coordinate $(\mu_\alpha \cos \delta, \mu_\delta) = (-244.2, -190.8)$ mas/yr. The discordant magnitudes and proper motions indicate that UPM 1542-5041 is not NLTT 40903.

UPM 1710-5300 has an estimated distance of only 13.5 pc, making it the nearest candidate in the sample.

4.5. COMPARISON TO PREVIOUS PROPER-MOTION SURVEYS

Most previously known HPM stars have been tagged in UCAC3 and their listed proper motions in UCAC3 were taken from their respective catalogs. Because no UCAC3 proper motions were determined, comparisons to other catalogs/surveys are therefore difficult. Nonetheless, within the sky coverage and proper motion regime of this paper, 66 stars have been found in both the Hipparcos and Tycho-2 catalogs that are not tagged as HPM stars in the UCAC3 catalog. This constitutes a small but ample number of stars that can be used to compare the bright end of UCAC3 proper motions to those in the Hipparcos and Tycho-2 catalogs. In Figure 4, we show the comparison between UCAC3 proper motions in RA and DEC to the Hipparcos (top) and Tycho-2 (middle) catalogs. For comparison we also plot the proper motion differences between Hipparcos and Tycho-2 in the bottom panel of Figure 4. This plot implies that for both the Hipparcos and Tycho-2 catalogs the UCAC3 proper motions show only small differences per coordinate at all declinations in the present search, with no significant systematics. The RMS differences of UCAC3 proper motions per coordinate $(\Delta\mu_\alpha \cos \delta, \Delta\mu_\delta)$ when compared to Hipparcos are 7.5 and 6.6 mas/yr, respectively. When compared to Tycho-2 proper motion coordinates

we find 5.5 and 5.9 mas/yr, respectively. A slightly lower RMS difference of 3.8 mas/yr in both coordinates is seen when comparing the Hipparcos and Tycho-2 proper motions for these stars.

To investigate fainter stars in UCAC3, we compare UCAC3 proper motions to SPM4 and SuperCOSMOS results. We compare proper motions using the SuperCOSMOS proper motions to bring the positions to the UCAC3 epoch with a 1.5 arcsec match radius. A 1.5 arcsec radius was also used to match UCAC3 to SPM4 with no need to correct for proper motions because both catalogs are on the same system and set at the same epoch.

A total of 137 objects meeting the proper motion and declination limits of this paper were found in all three catalogs. In Figure 5, we compare UCAC3 proper motions in the same manner as above with the SPM4 (top) and SuperCOSMOS (middle) catalogs. Again for comparison, we also include a plot showing the differences between SPM4 and SuperCOSMOS in the bottom panel of Figure 5. The RMS differences between UCAC3 and SPM4 per coordinate $(\Delta\mu_\alpha \cos \delta, \Delta\mu_\delta)$ are 6.6 and 4.1 mas/yr respectively. Much higher RMS differences of 19.3 and 18.9 mas/yr are seen when comparing UCAC3 to the SuperCOSMOS proper motions per coordinate $(\Delta\mu_\alpha \cos \delta, \Delta\mu_\delta)$. This comparison also indicates that proper motions in RA are systematically shifted in the SuperCOSMOS data, but are consistent in DEC. This high RMS including the systematic shift in RA is also seen when comparing the SPM4 to SuperCOSMOS proper motions per coordinate, yielding RMS differences of 19.9 and 17.5 mas/yr in $\Delta\mu_\alpha \cos \delta$ and $\Delta\mu_\delta$, respectively. The higher RMS differences for the SuperCOSMOS proper motions are in agreement with the findings of TSN18 where SCR proper motions were found to have an average deviation of 23 mas/yr total proper motion when compared to the NLTT and Hipparcos proper motions.

In TSN18 a total of 1662 objects were reported, of which 1615 match the proper motion and declination limits of this paper. During this UCAC3 search, 1298 of the 1615 objects reported in TSN18 were recovered, or a 80.4% successful recovery rate. Objects missed in this UCAC3 survey are primarily those at the faint end, as the TSN18 survey reached to $R_{59F} = 16.5$.

The Hipparcos catalog contains 118218 total

objects of which 722 meet the proper motion and declination limits of this paper. Tycho-2 contains 2539913 total objects in the main catalog with 1273 of those objects matching the proper motion and declination limits of this paper. We recover 646 Hipparcos stars and 973 Tycho-2 stars using the search criteria of this paper, yielding recovery rates of 89.5% and 76.4% respectively. Objects missed in this UCAC3 survey is primarily due to UCAC3 lacking a source detection for $\sim 15\%$ of the Tycho-2 objects. The relatively high recovery rates of UCAC3 when compared to these three efforts implies UCAC3 can be used as a reliable source to search for new proper motion stars with $\mu = 0.18\text{--}0.40$ arcsec yr $^{-1}$ for other portions of the sky.

5. DISCUSSION

We have found 442 new proper motion systems including 474 objects with $0''.40 \text{ yr}^{-1} > \mu \geq 0''.18 \text{ yr}^{-1}$ between declinations -90° and -47° . In Figure 6, we show the sky distribution for the entire sample reported in this paper. The 474 new discoveries represent a 25.3% increase in new systems for the same region of the sky covered by previous (SCR) searches that used Schmidt plates as the primary source of discovery. While many of these new UPM discoveries are found along the Galactic plane, a region avoided by the SCR survey, additional new systems were found far from the plane. Areas in Figure 6 with a lower density of new discoveries have been heavily searched by previous proper motion surveys as seen when comparing to a similar sky plot presented in TSN18.

As shown in Figure 4 and 5, the proper motions obtained from UCAC3 compare well to the Hipparcos, Tycho-2, and SPM4 catalogs. However, we find that the SuperCOSMOS proper motions have a significantly higher scatter when compared to these catalogs, which confirms our similar result in TSN18.

We find 25 new CPM candidate systems, as well as 31 new subdwarf candidates that will need future spectroscopic efforts to be confirmed. In Figure 7, we show a histogram of the number of proper motion discoveries in $0''.01 \text{ yr}^{-1}$ bins for the present sample, highlighting the number of those having distance estimates within 50 pc. The increase in nearby systems at the lowest proper mo-

tions sampled here implies that more nearby stars are likely to be found at even slower proper motion regimes.

Finally, we have found 16 objects in 15 systems with distances estimated to be within 25 pc, and an additional 109 objects in 107 systems between 25 and 50 pc. The discoveries include UPM 1542-5041, which at $R_{59F} = 9.92$ is a surprisingly bright new proper motion discovery with an estimated distance of 33.1 pc. UPM 1710-5300, which is our nearest new candidate with an estimated distance at 13.5 pc. We anticipate that further exploration of the UCAC3 for new proper motion discoveries will result in more nearby star candidates, perhaps some even within 10 pc, where new discoveries are still being made (Henry et al. 2006)

We thank the entire UCAC team for making this proper motion survey possible. Special thanks go out to the RECONS team at Georgia State University for their support, John Subasavage in particular for assistance with the SCR searches, and Nigel Hambly for his work with the SuperCOSMOS Sky Survey. We would also like to thank all USNO summer students who helped in this survey. This work has made use of the SIMBAD, VizieR, and Aladin databases operated at the CDS in Strasbourg, France. We have also made use of data from the Two-Micron All Sky Survey, SuperCOSMOS Science Archive and the Southern Proper Motion catalog.

REFERENCES

- Bakos, G. Á., Sahu, K. C., & Németh, P. 2002, *ApJS*, 141, 187
- Deacon, N. R., Hambly, N. C., & Cooke, J. A. 2005, *A&A*, 435, 363
- Deacon, N. R., & Hambly, N. C. 2007, *A&A*, 468, 163
- Deacon, N. R., et al. 2009, *MNRAS*, 397, 1685
- Finch, C. T., Henry, T. J., Subasavage, J. P., Jao, W.-C., & Hambly, N. C. 2007, *AJ*, 133, 2898
- Finch, C., Zacharias, N., Wycoff, G. 2010, in prep. for *AJ*.
- Giclas, H. L., Burnham, R., & Thomas, N. G. 1971, Flagstaff, Arizona: Lowell Observatory, 1971

- Giclas, H. L., Burnham, R., & Thomas, N. G. 1978, *Lowell Observatory Bulletin*, 8, 89
- Girard, T. et al., paper about NPM (in preparation)
- Girard, T. et al. 2010, paper about SPM4 (in preparation)
- Hambly, N. C., MacGillivray, H. T., Read, M. A., Tritton, S. B., Thomson, E. B., Kelly, B. D., Morgan, D. H., Smith, R. E., Driver, S. P., Williamson, J., Parker, Q. A., Hawkins, M. R. S., Williams, P. M., Lawrence, A. 2001, *MNRAS*, 326, 1279
- Hambly, N. C., Irwin, M. J., & MacGillivray, H. T. 2001, *MNRAS*, 326, 1295
- Hambly, N. C., Henry, T. J., Subasavage, J. P., Brown, M. A., & Jao, W. 2004, *AJ*, 128, 437
- Henry, T. J., Subasavage, J. P., Brown, M. A., Beaulieu, T. D., Jao, W.-C., & Hambly, N. C. 2004, *AJ*, 128, 2460
- Henry, T. J., Jao, W.-C., Subasavage, J. P., Beaulieu, T. D., Ianna, P. A., Costa, E., & Méndez, R. A. 2006, *AJ*, 132, 2360
- Høg, E., et al. 2000, *A&A*, 355, L27
- Lépine, S. 2005, *AJ*, 130, 1247
- Lépine, S. 2008, *AJ*, 135, 2177
- Luyten, W. J. 1979, *LHS Catalogue* (Minneapolis: Univ. of Minnesota Press)
- Luyten, W. J. 1980, *Proper Motion Survey with the 48-inch Telescope*, Univ. Minnesota, 55, 1 (1980), 55, 1
- Oppenheimer, B. R., Hambly, N. C., Digby, A. P., Hodgkin, S. T., & Saumon, D. 2001, *Science*, 292, 698
- Salim, S., & Gould, A. 2003, *ApJ*, 582, 1011
- Scholz, R.-D., Irwin, M., Ibata, R., Jahreiß, H., & Malkov, O. Y. 2000, *A&A*, 353, 958
- Scholz, R.-D., Szokoly, G. P., Andersen, M., Ibata, R., & Irwin, M. J. 2002, *ApJ*, 565, 539
- Subasavage, J. P., Henry, T. J., Hambly, N. C., Brown, M. A., & Jao, W. C. 2005, *AJ*, 129, 413
- Subasavage, J. P., Henry, T. J., Hambly, N. C., Brown, M. A., Jao, W. C., & Finch, C. T. 2005, *AJ*, 130, 1658
- Wroblewski, H., & Costa, E. 1999, *A&AS*, 139, 25
- Zacharias, N., Zacharias, M. I., & Rafferty, T. J. 2000, *AJ*, 118, 2503 (UCAC1 paper)
- Zacharias, N., Urban, S. E., Zacharias, M. I., Wycoff, G. L., Hall, D. M., Monet, D. G., & Rafferty, T. J. 2004, *AJ*, 127, 3043 (UCAC2 paper)
- Zacharias, N., Winter, L., Holdenried, E.R., De Cuyper, J.-P., Rafferty, T.J., Wycoff, G.L., 2008, *PASP*, 120, 644 (astro-ph 0806.0256)
- Zacharias, N. et al. submitted to *AJ* (UCAC3 release paper)
- Zacharias, N. 2010, in preparation for *AJ* (UCAC3 pixel red.paper)

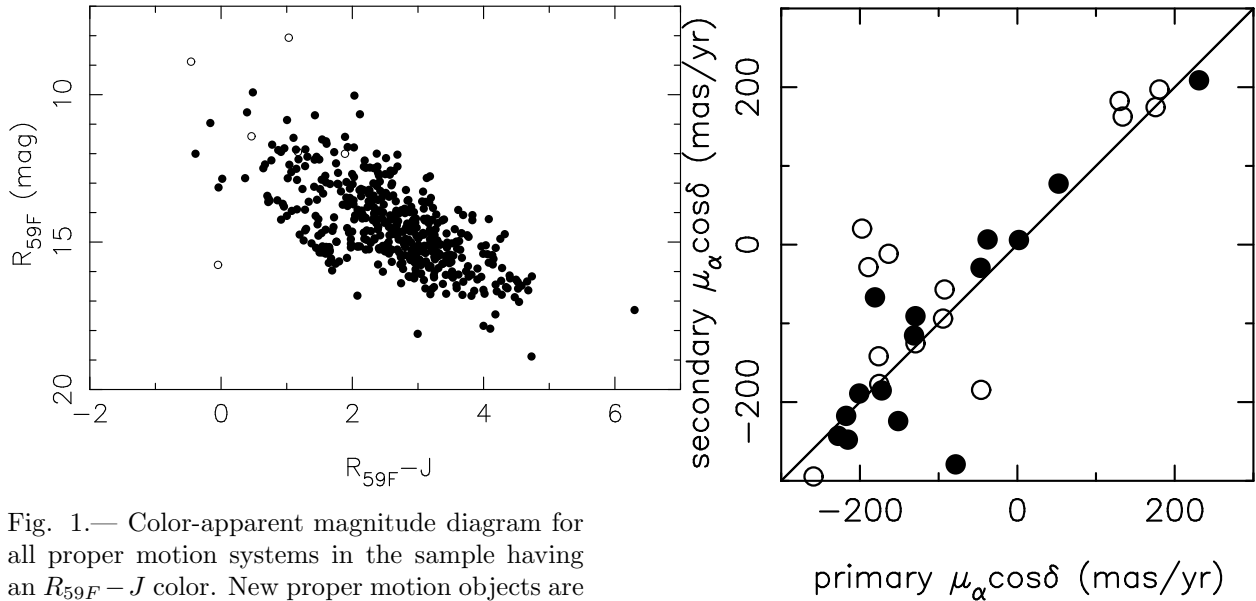


Fig. 1.— Color-apparent magnitude diagram for all proper motion systems in the sample having an $R_{59F} - J$ color. New proper motion objects are represented by closed circles while known objects (CPM companions to new objects) are represented with open circles. Data points below $R_{59F} = 17$ are CPM candidates noticed during the visual inspection.

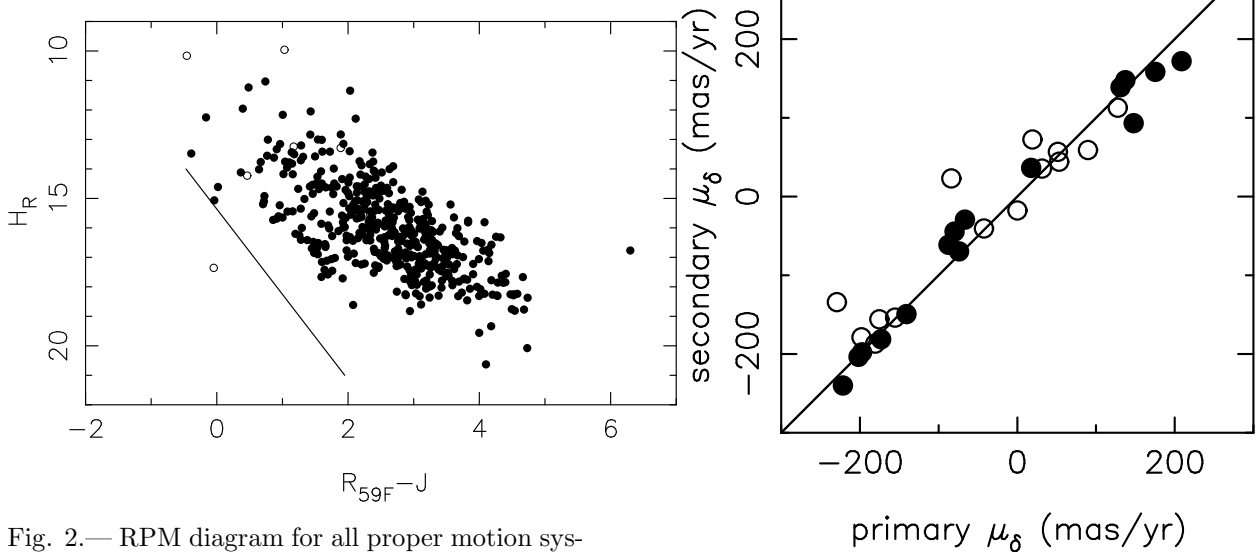


Fig. 2.— RPM diagram for all proper motion systems in this sample having an $R_{59F} - J$ color. New proper motion objects are represented by closed circles while known objects (CPM companions to new objects) are represented with open circles. The empirical line separates the white dwarf candidate from the subdwarf candidates, which lie above the white dwarf stars and just below the concentration of main sequence stars.

Fig. 3.— Comparison of proper motions per coordinate, $\mu_\alpha \cos \delta$ (top) and μ_δ (bottom), for components in CPM systems. Proper motions from the UCAC3 catalog are represented by closed circles while proper motions manually obtained through other means are denoted by open circles. The solid line indicates perfect agreement.

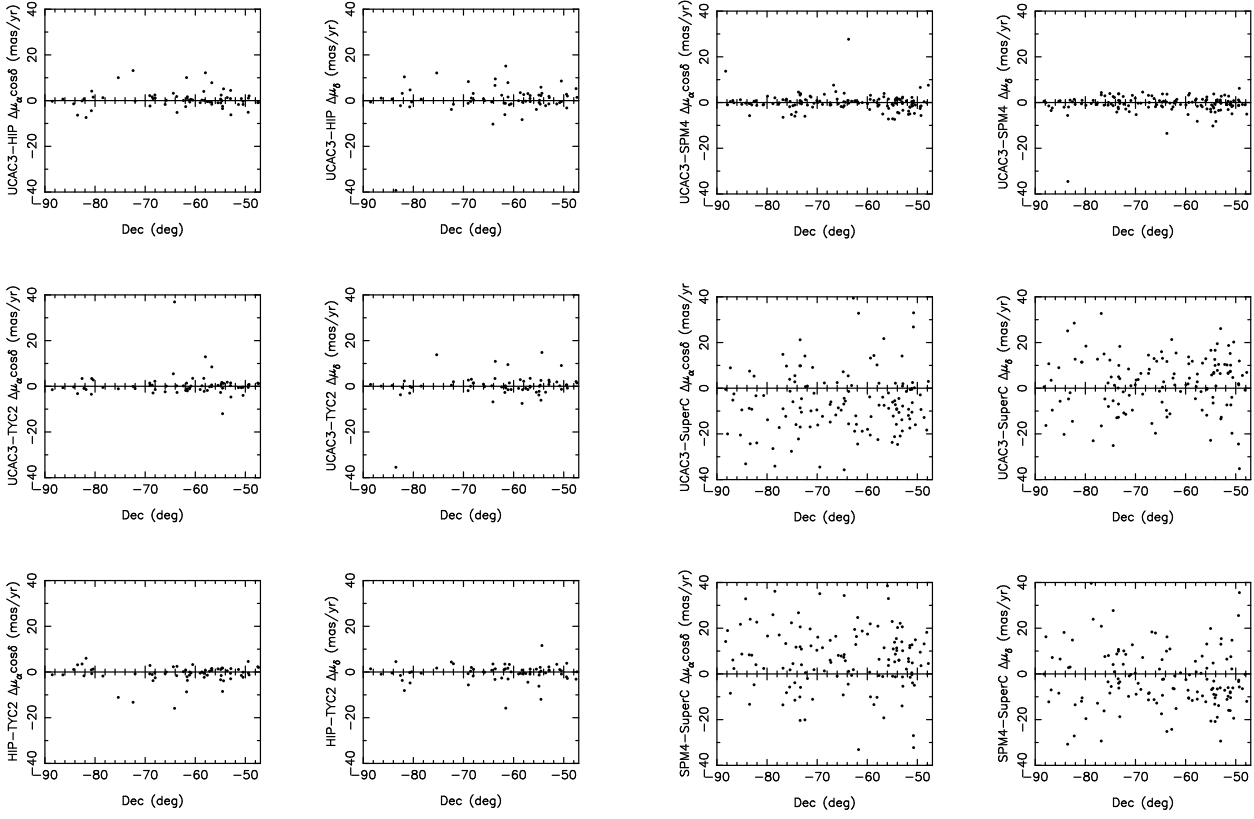


Fig. 4.— Comparison of UCAC3, Hipparcos and Tycho-2 proper motions per coordinate, $\Delta\mu_\alpha \cos \delta$ (left column) and $\Delta\mu_\delta$ (right column).

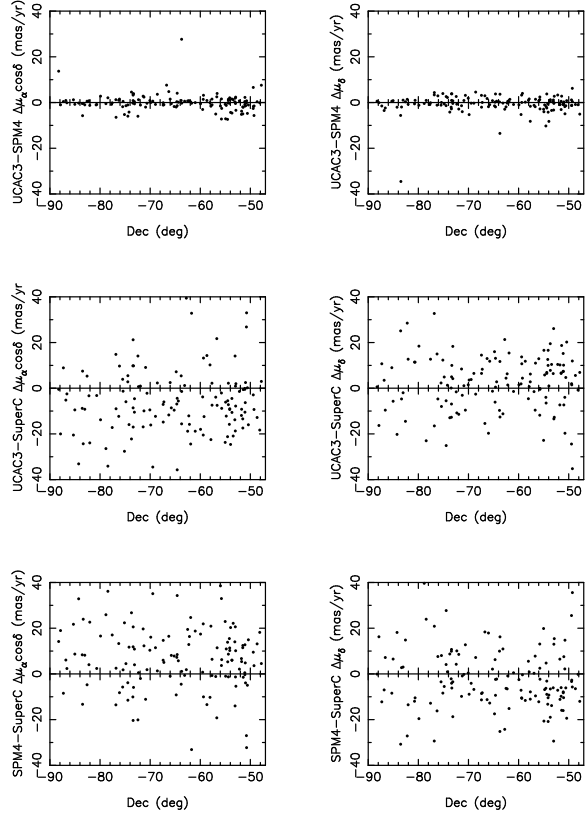


Fig. 5.— Comparison of UCAC3, SuperCOSMOS and SPM4 proper motions per coordinate, $\Delta\mu_\alpha \cos \delta$ (left column) and $\Delta\mu_\delta$ (right column).

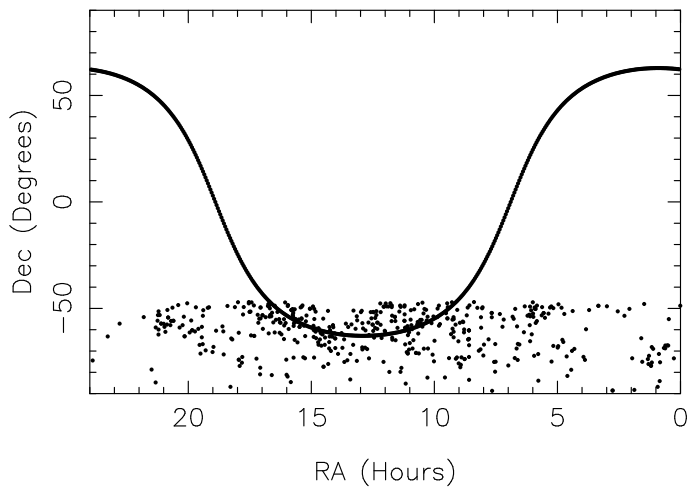


Fig. 6.— Sky distribution of all UCAC3 proper motion objects reported in this sample, i.e. those between declinations -90° and -47° having $0''.40 \text{ yr}^{-1} > \mu \geq 0''.18 \text{ yr}^{-1}$. The curve represents the Galactic plane.

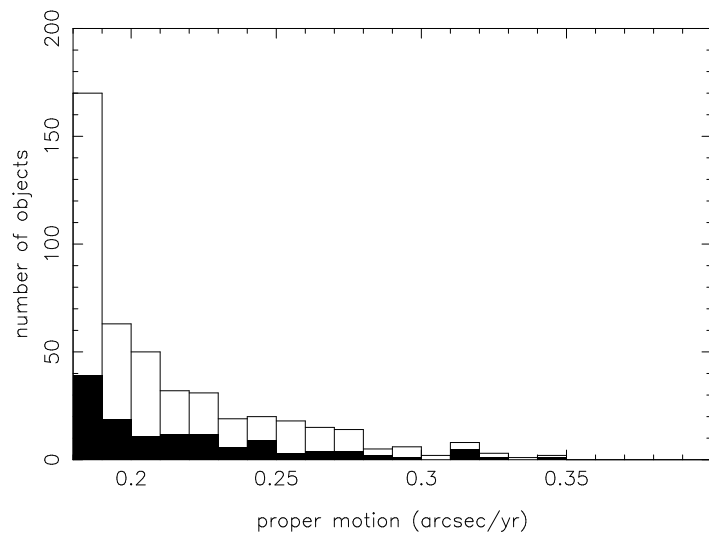


Fig. 7.— Histogram showing the number of proper motion objects in $0''.01 \text{ yr}^{-1}$ bins for the entire sample (empty bars) and the number of those objects having distance estimates within 50 pc (filled bars).

TABLE 1
 NEW PROPER MOTION SYSTEMS WITHIN 25 PARSECS BASED ON DISTANCES USING SUPERCOSMOS
 PHOTOGRAPHIC MAGNITUDES

Paper	Systems ≤ 25 pc	References
TSN08	3	(Hambly et al. 2004)
TSN10	4	(Henry et al. 2004)
TSN12	18	(Subasavage et al. 2005a)
TSN15	25	(Subasavage et al. 2005b)
TSN18	31	(Finch et al. 2007)
SIPS1	1	(Deacon et al. 2005)
SIPS2	12	(Deacon & Hambly 2007)
this paper	15	(Finch et al. 2010)

TABLE 2—*Continued*

Name	RA (mas)	DEC (mas)	$\mu_\alpha \cos \delta$ (mas/yr)	μ_δ (mas/yr)	$\text{sig}\mu_\alpha$ (mas/yr)	$\text{sig}\mu_\delta$ (mas/yr)	B_J	R_{59F}	I_{IVN}	J	H	K_s	$R_{59F} - J$	Est Dist (pc)	Notes
UPM 2036-5548A	1112699891	123087548	45.1	-174.6	2.3	2.1	16.152	13.565	12.298	12.103	11.511	11.324	1.462	114.8	c ^f
UPM 2036-5548B	1112708550	123089700	19.025	14.229	13.732	13.493	...	233.8	b ^c , c ^d
UPM 2038-4938	1114739048	145270905	70.2	-204.3	9.4	10.0	15.787	13.595	11.507	10.754	10.089	9.838	2.841	37.2	
UPM 2042-5552	1117911466	122822515	-237.8	-87.2	13.6	10.9	17.157	15.252	14.108	12.839	12.320	12.073	2.413	132.0	
UPM 2043-5751	1119153753	115707535	249.5	-125.3	13.5	12.6	18.103	16.133	14.452	12.891	12.309	12.068	3.242	89.2	
UPM 2049-5415B	1124176381	128699125	197.2	44.3	7.0	11.8	18.253	16.119	14.134	12.625	12.006	11.717	3.494	64.7	c ^d
UPM 2049-5415A	1124200971	128684871	180.4	53.2	11.4	11.1	16.068	13.982	12.284	11.104	10.480	10.244	2.878	44.3	c
UPM 2050-5044	1125736631	141342485	209.4	-17.7	8.9	8.9	17.608	15.385	13.619	12.420	11.864	11.620	2.965	79.7	
UPM 2051-5733	1126543636	116760305	124.5	-130.1	8.0	6.8	17.840	15.995	14.387	12.742	12.147	11.891	3.253	83.5	
UPM 2055-6059	1130089106	104450175	91.2	-164.8	11.3	11.3	16.081	14.762	13.173	11.509	10.955	10.684	3.253	54.6	
UPM 2057-5839	1132155449	112852294	185.8	-261.0	10.0	10.3	16.739	14.688	13.046	11.610	10.990	10.770	3.078	51.6	
UPM 2059-5711	1133803361	118094897	194.7	-136.3	18.2	18.2	18.607	16.418	14.608	13.039	12.442	12.169	3.379	83.1	
UPM 2106-5706B	1139440736	118437233	162.6	-178.8	16.3	15.1	18.226	16.111	14.254	12.687	12.186	11.927	3.424	76.6	c
UPM 2109-5305	1142615989	132880256	33.0	-207.9	14.4	14.5	18.133	15.963	15.182	14.271	13.625	13.314	1.692	[279.0]	a
UPM 2112-5121	1145134513	139091864	153.6	-137.4	7.5	8.5	16.504	14.213	11.974	11.122	10.491	10.221	3.091	39.5	
UPM 2112-5954	1145241065	108340688	-177.4	-51.5	11.5	11.5	15.928	14.047	12.755	11.392	10.773	10.583	2.655	59.2	
UPM 2112-6215	1145389750	99864555	-76.1	175.3	5.0	4.2	13.961	13.358	13.204	
UPM 2113-5307	1146511831	132730907	211.6	-172.0	12.5	11.4	17.439	15.535	14.916	13.617	12.999	12.869	1.918	[211.7]	a
UPM 2114-5545	1147399145	123271869	-147.6	-113.1	2.3	2.3	13.292	11.856	11.127	10.571	10.047	9.949	1.285	63.1	
UPM 2119-5856	1151370742	111836222	-142.4	-117.5	10.4	3.5	15.891	14.298	12.323	11.383	10.758	10.492	2.915	55.2	
UPM 2119-8445	1151637008	18871742	-47.9	-174.6	4.2	4.2	11.413	10.817	10.575	
UPM 2129-7843	1160418602	40599605	14.9	-179.8	11.7	3.9	15.628	14.579	14.055	12.986	12.402	12.264	1.593	153.4	
UPM 2148-5404	1177649631	129334900	-135.2	-119.2	4.3	2.5	17.123	15.118	13.384	11.960	11.344	11.101	3.158	58.6	
UPM 2247-5707	1230566367	118338374	179.7	-120.1	12.6	12.7	17.245	15.259	13.878	12.656	12.167	11.879	2.603	111.0	
UPM 2316-6309	1256781310	96640937	248.8	41.7	10.4	10.3	17.413	15.371	13.843	12.257	11.699	11.494	3.114	72.1	
UPM 2353-7426	1289770038	55991827	24.1	-179.1	4.2	3.8	16.614	14.526	13.240	12.605	12.032	11.884	1.921	142.2	

^aSubdwarf candidate picked from RPM diagram; plate distance [in bracket] is incorrect

^bNumber of relations used for distance estimate < 6: plate distance less reliable

^cCommon proper motion companion; see Table 4

^dNot detected during automated search but noticed by eye during the blinking process

^eProper motions suspect

^fPossible NLTT star with a position difference > 90'' when compared to UCAC3 position

^gSource not in 2MASS

^hSuperCOSMOS plate magnitudes suspect

TABLE 3
 NEW UCAC3 HIGH PROPER MOTION SYSTEMS ESTIMATED TO BE WITHIN 25 PC BETWEEN
 DECLINATIONS -90° AND -47° WITH $0''.40 \text{ yr}^{-1} > \mu \geq 0''.18 \text{ yr}^{-1}$

Name	RA (mas)	DEC (mas)	$\mu_\alpha \cos \delta$ (mas/yr)	μ_δ (mas/yr)	sig μ_α (mas/yr)	sig μ_δ (mas/yr)	B_J	R_{59F}	I_{IVN}	J	H	K_s	$R_{59F} - J$	Est Dist (pc)	Notes
UPM 0559-5225	323598169	135295015	120.7	152.6	4.5	4.4	14.532	12.000	10.287	9.628	8.951	8.703	2.372	24.9	
UPM 0621-6111	343586117	103726637	11.4	204.6	5.8	5.3	16.108	14.256	12.028	10.427	9.788	9.534	3.829	21.8	
UPM 0901-6526	487375530	88399668	-68.4	196.4	6.7	6.7	16.269	14.219	11.471	10.140	9.589	9.282	4.079	18.0	
UPM 1104-6232	598106935	98845495	-207.8	-58.5	6.0	6.2	16.423	14.086	11.484	10.256	9.677	9.357	3.830	19.4	
UPM 1105-5825A	598956034	113681441	-176.1	51.5	4.2	4.2	16.916	...	13.713	10.298	9.711	9.496	...	15.2	a, b
UPM 1142-6440	632248846	91165839	-183.4	-205.1	32.2	16.8	16.067	14.081	11.418	10.393	9.846	9.481	3.688	23.7	
UPM 1230-5736B	675249073	116560461	-243.0	-29.3	6.9	6.5	14.928	12.828	10.998	9.694	9.033	8.785	3.134	19.8	a, c
UPM 1230-5736A	675783245	116623954	-227.6	-66.5	6.8	6.5	13.794	12.035	10.550	9.348	8.712	8.445	2.687	22.2	a, c
UPM 1354-7121	751408498	67092222	-165.0	-132.7	6.5	6.8	12.598	10.665	8.750	8.549	7.920	7.672	2.116	19.3	
UPM 1401-6405A	757555362	93281664	-172.2	-140.9	7.1	7.0	15.536	13.909	12.787	10.296	9.649	9.407	3.613	24.1	a
UPM 1454-5809	805350729	114653491	-36.4	188.0	13.1	13.1	16.770	14.890	13.200	10.635	10.063	9.776	4.255	20.9	
UPM 1523-5454	831355688	126325591	-60.6	200.9	14.9	14.9	17.770	11.791	9.697	9.767	9.194	8.871	2.024	20.4	
UPM 1635-5202	896058321	136679193	-185.5	94.4	12.3	9.3	16.727	14.731	12.217	10.408	9.795	9.559	4.323	17.6	
UPM 1641-4957	901066844	144129914	-176.7	-65.6	8.8	8.8	...	15.196	13.389	11.012	10.478	10.202	4.184	22.0	
UPM 1710-5300	927664633	133174754	-34.3	-179.9	2.5	1.5	12.469	10.032	7.989	8.001	7.407	7.163	2.031	13.5	
UPM 1732-4736	947129106	152581933	-205.7	-203.9	6.9	6.7	14.880	12.769	10.996	9.586	8.977	8.682	3.183	18.5	

^aCommon proper motion companion; see Table 4

^bSuperCOSMOS plate magnitudes suspect

^cPossible NLTT star with a position difference $> 90''$ when compared to UCAC3 position

TABLE 4
COMMON PROPER MOTION CANDIDATE SYSTEMS

Primary	$\mu_\alpha \cos \delta$ (mas/yr)	μ_δ (mas/yr)	Distance (pc)	Secondary/Tertiary	$\mu_\alpha \cos \delta$ (mas/yr)	μ_δ (mas/yr)	Distance (pc)	Separation ($''$)	θ ($^\circ$)	notes
UPM 0111-7655A	130.0	31.4	64.4	UPM 0111-7655B	182.5	35.6	109.9	46.8	241.7	a, f
UPM 0245-8833A	174.6	59.1	34.5	UPM 0245-8833B	175.7	89.7	...	6.8	15.0	a
UPM 0320-4847A	230.8	147.8	37.7	UPM 0320-4847B	208.7	93.3	396.9	41.7	280.2	a, b
UPM 0533-5210A	-80.5	180.7	58.2	UPM 0533-5210B	7.7	161.4	a
UPM 0608-5301A	-131.1	208.6	37.1	WD 0607-530B	-115.5	172.1	[98.8]	21.5	120.7	a, c, d, 34.2pc
UPM 0740-5207A	-37.7	-221.5	38.9	UPM 0740-5207B	6.6	-240.0	...	15.4	34.2	a, e
NLTT 19906A	-150.5	338.0	...	NLTT 19907B	-150.5	338.0	...	5.1	71.5	f
				UPM 0835-6018C	-184.6	-17.7	50.3	113.0	49.3	f
UPM 0837-6435A	-46.7	175.2	46.0	UPM 0837-6435B	-29.6	158.4	106.6	9.4	281.6	a, f
UPM 0846-7345A	-129.3	127.6	61.6	UPM 0846-7345B	-125.4	112.9	88.4	24.2	184.6	a, f
UPM 0928-5442A	-129.4	137.3	57.1	UPM 0928-5442B	-91.0	147.9	93.0	26.6	87.9	a, g, f
UPM 1040-5728A	-151.4	131.1	88.8	UPM 1040-5728B	-224.2	138.9	164.7	7.3	102.1	a, d, g
UPM 1044-7053A	-217.5	17.6	57.8	UPM 1044-7053B	-217.5	36.5	92.3	34.8	178.9	a
UPM 1104-7107A	-197.3	-83.8	60.9	UPM 1104-7107B	20.3	23.1	44.6	10.8	28.6	a, d, f, g
UPM 1105-5825A	-176.1	51.5	15.2	UPM 1105-5825B	-141.8	56.9	38.4	32.3	59.5	a, f, g
UPM 1136-5358A	-215.3	-74.1	36.3	UPM 1136-5358B	-247.7	-69.6	...	15.9	1.1	a, b, e, g
NLTT 29430A	-175.4	-42.5	...	UPM 1203-4910B	-177.1	-40.5	97.5	41.4	270.2	a
UPM 1230-5736A	-227.6	-66.5	22.2	UPM 1230-5736B	-243.0	-29.3	19.8	293.1	257.5	b
UPM 1401-6405A	-172.2	-140.9	24.1	UPM 1401-6405B	-185.2	-149.3	76.3	30.1	339.1	a
UPM 1414-6023A	-200.8	-87.5	78.4	UPM 1414-6023B	-189.1	-61.3	...	11.3	21.5	a, e
NLTT 37372A	-180.8	-79.8	80.4	UPM 1430-7722B	-67.0	-44.4	280.6	18.8	37.5	a, f
UPM 1503-5007A	-238.2	-193.2	57.6	UPM 1503-5007B	7.5	358.6	a
UPM 1528-5839A	2.1	-197.2	33.3	UPM 1528-5839B	5.9	-197.8	...	13.0	250.3	a, e
UPM 1548-5045A	-92.4	-175.3	30.6	UPM 1548-5045B	-57.1	-155.8	41.9	14.3	36.3	a, f
UPM 1658-5311A	-163.5	-229.3	28.6	UPM 1658-5311B	-11.6	-134.1	33.0	84.4	123.6	a, g, f
NLTT 44051A	-189.2	19.2	38.5	UPM 1703-4934B	-28.6	72.6	40.7	8.1	315.1	a, b, g, f
WT 549A	-94.4	-155.3	65.5	UPM 1719-6255B	-94.0	-153.7	105.6	84.0	185.0	a
UPM 1756-7406A	-78.4	-201.7	37.3	UPM 1756-7406B	-279.1	-203.5	83.4	5.7	95.4	a, d
UPM 1950-6013A	-31.2	-268.7	87.1	UPM 1950-6013B	26.7	196.1	a
NLTT 48738A	52.5	-173.0	43.4	UPM 2008-6305B	77.4	-181.2	125.7	5.7	67.2	a, d
UPM 2036-5548A	45.1	-174.6	114.8	UPM 2036-5548B	233.8	5.3	66.1	a, b, d
UPM 2049-5415A	180.4	53.2	44.3	UPM 2049-5415B	197.2	44.3	64.7	20.2	314.8	a
NLTT 50475A	133.9	-198.0	12.5	UPM 2106-5706B	162.6	-178.8	76.6	166.4	356.4	a, d

^aNot detected during automated search but noticed by eye during the blinking process

^bPossible NLTT star with a position difference $> 90''$ when compared to UCAC3 position

^cWhite dwarf, plate distance [in bracket] is incorrect with a more accurate distance in the notes

^dNumber of relations used for distance estimate < 6 ; plate distance less reliable

^eSource not in 2MASS

^fProper motions suspect

^gSuperCOSMOS plate magnitudes suspect