

# MAGNETIC FIELDS IN COOLING FLOW CLUSTERS: A CRITICAL VIEW

Noam Soker<sup>1</sup>

## ABSTRACT

Shortly after the first results of *Chandra* and *XMM-Newton* appeared, many researchers in the field abandoned the term “cooling flow clusters” in favor of the name “cool core clusters”. This change, I argue, has been causing damage by promoting the view that there is no substantial cooling in these clusters. In this contribution I discuss the following points, with emphasize on the last one that deals with magnetic fields in cooling flow clusters. (1) Both AGN-feedback and hot-gas cooling to form stars occur during galaxy formation as well as in cooling flow clusters. Ignoring cooling of the intra-cluster medium, as implied by the term “cool core”, does not encourage comparative study of AGN feedback in cooling flow clusters with that of galaxy formation. (2) The line of thought that there is no cooling might lead to wrong questions and research directions. (3) A key question in both cooling flow clusters and during galaxy formation is the mode of accretion by the super massive black hole (SMBH). When cooling is neglected only accretion from the hot phase remains. Accretion from the hot phase, such as the Bondi accretion, suffers from some severe problems. (4) When it is accepted that moderate quantities of gas are cooling, it becomes clear that global heat conduction must be substantially suppressed. This does not favor a globally ordered magnetic field. As well, it makes global heat conduction unattractive.

## 1. INTRODUCTION

### 1.1. Preface

The field of cooling flow (CF) in galaxies and in clusters of galaxies evolved tremendously in the last decade (e.g., compare the old reviews by Sarazin 1986 and Fabian 1994 with those of Peterson & Fabian 2006 and McNamara & Nulsen 2007). It seems as if in some parts the new observations from the two X-ray space observatories have been coming at a too high rate, in the sense that the community took new directions before fully digest the new results. I would go as far as saying that the “revolution” was sociological rather than an astrophysical (scientific) one. Early observations from the then new X-ray observatories (e.g. Kaastra et al. 2001; Peterson et al. 2003) *put an upper limit* on the cooling rate. As the typical upper limit on cooling rates was much below the value expected from first-generation cooling flow models (Sarazin 1986; Fabian 1994),

---

<sup>1</sup>Dept. of Physics, Technion, Haifa 32000, Israel; soker@physics.technion.ac.il

many took it as if there is no CF at all. The term “cool core clusters” was born, replacing in many papers the term “cooling flow clusters”. This change in the name has been causing some damage by promoting the view that there is no substantial cooling in these clusters.

In the present paper I will focus on, and critically examine, the state of three research areas that involve magnetic fields as major or minor ingredients. In section 2 I review the role of heat conduction. The results of XMM-Newton and Chandra renewed interest in the role of heat conduction. Heat conduction was considered in the context of first-generation CF models. In particular, Bregman & David (1988; hereafter BD88) conducted a thorough study and showed that practically, heat conduction cannot suppress CFs. This work was ignored by too many papers in recent years. In section 3 I critically examine recent papers that study large scale coherence magnetic fields. In section 4 I argue that there is no need for attributing the stability of X-ray deficient bubbles to magnetic fields. As for a summary, section 1.2 below can serve as the summary, as well as the main motivation for this paper. This is not a review paper, and I will cite only a few examples in each topic. But first let me elaborate on the change of terms from “cooling flow clusters” to “cool cores clusters”.

## 1.2. Change of names: damage control

Interestingly, the planetary nebulae (PNs) community did not change the name even after PNs have been shown not to be planets. Neither the brown dwarf community changed the name after the spectra of brown dwarfs were found not to be brown. The change in names from CF to cool-core was part of a trend to start things all over again, unjustifiably ignoring previous theoretical results (and observations), in particular those that were obtained with the first-generation CF models in mind.

Not before long observations revealed the expected signatures of CFs, but at lower cooling rates. The CF signatures include star formation (see summary of results by Rafferty et al. 2008 and a recent paper with more references by O’Dea et al. 2010), molecular gas (e.g., Wilman et al. 2009), and dust (e.g., Edge et al. 2010). The CF model where the cooling rate is much below the one expected when no heating is present is termed the *moderate cooling flow model*. It was suggested in Soker et al. (2001), and was developed in a series of papers since then.

When one takes it to the extreme that the basic state is a “cool-core”, and that there is no CF at all, unnecessary questions might arise. Such is the question posed by Cattaneo et al. (2009) of “. . . why real clusters depart from an ‘ideal’ feedback loop that is 100% efficient in suppressing cooling and star formation.” In the moderate CF model the natural state is of cooling, a moderate one. That the heating mechanism cannot prevent cooling is essential for cold clumps to feed the central super massive black hole (SMBH) and lead to an AGN activity. This mode of feeding is the cold feedback mechanism (Pizzolato & Soker 2005, 2010), that is a key ingredient in the moderate CF model. In addition, when no cooling is allowed in the model, the accretion mode to the SMBH

must be from the hot intracluster medium (ICM) phase. Such is the Bondi accretion. However, the Bondi accretion has severe problems in explaining feedback in CF clusters (Soker et al. 2010; McNamara et al. 2010).

I find the damage in the change of names to be more than semantical.

1. *Comparison with feedback during galaxy formation.* During the process of galaxy formation AGN feedback is likely to occur. In addition, large quantities of the interstellar medium (ISM) are cooling to form stars. Ignoring cooling of the ICM (such as implied by the term “cool core”), does not encourage comparative study of AGN feedback in CF clusters with that of galaxy formation. Such a comparison is natural when moderate cooling in CF clusters is considered (Soker 2010).
2. *Looking under the wrong lamp.* As discussed above, the line of thought that there is no cooling might lead to wrong questions and research directions.
3. *The mode of feedback.* A key question in both CF clusters and during galaxy formation is the mode of accretion by the SMBH. When one neglects cooling, then only accretion from the hot phase remains. Accretion from the hot phase, such as the Bondi accretion, suffers from some severe problems (Soker et al. 2010; McNamara et al. 2010).
4. *Magnetic field morphology.* When it is accepted that moderate quantities of gas are cooling, it becomes clear that global heat conduction must be substantially suppressed. This does not favor a globally ordered magnetic field (see section 3). This also makes heat conduction unattractive (section 2). This is the topic of the present paper.

It is true that the change in names by itself does not imply any of the above. However, judging from the literature, this trend has been happening too many times in the last decade.

## **2. THE FAILURE OF HEATING BY GLOBAL HEAT CONDUCTION**

In this section I argue that heat conduction cannot work by itself to explain properties of CF clusters. An extra heating source is required in such models, and heat conduction becomes a bystander. Further more, if instead of a “cool core” one is aiming at building models for more realistic moderate CF clusters, then the heat conduction is not even a bystander. It is simply not required.

### **2.1. Generic behavior of heat conduction**

Heat conduction in CF clusters, as well as its problematic nature, was discussed before the work of BD88. However, BD88 conducted a thorough study that basically holds to present. BD88

finds that either heat conduction is unstable altogether, or that under some circumstances a fine tuning of the parameters is required. The fine tuning problem was noted already by Binney & Cowie (1981). Such a fine tuning will not operate in the observed non-homogeneous ICM of CF clusters.

With a very simple model (Soker 2003) I strengthened the results of BD88 by showing that models based on heat conduction alone are unstable. Perturbations extending over a large fraction of the CF region and with an amplitude of  $\sim 10\%$ , will grow to the non-linear regime within a Hubble time. This result was further strengthened with a more sophisticated study conducted by Zakamska & Narayan (2003; see also Kim & Narayan 2003).

This is a generic behavior of heat conduction: it is unstable to global modes. A configuration based on heat conduction cannot hold for the age of the cluster, and an additional heating source must be added. Because heat conduction is less efficient in the inner regions (as they are cooler), exactly where radiative cooling rate is very high (as it is denser there), the extra heating source must be very efficient in the inner regions. Basically, the extra heating source becomes the main heating source. Over all, global heat conduction fails to account for the properties of CF clusters, and at most plays a minor role. When AGN activity is considered, and allowance for some cooling is added (as in the moderate CF model), it is unavoidable to conclude that global heat conduction should be abandoned altogether (section 3).

Basically, heat conduction cannot work by itself. If an extra heating source is added, then there is no need any more for the heat conduction. Let me give a number of examples.

## 2.2. Adding an inner heating source: back to a moderate CF model

Ruszkowski & Begelman (2002) claim to stabilize the heat conduction process by adding AGN feedback heating in the inner region of their 1D spherical model. The AGN basically heats the inner region. In their studied case the accretion rate comes from the inner region of the computational zone. The accretion rate there is  $1.76M_{\odot} \text{ yr}^{-1}$ . As they themselves write, cooling of gas by local thermal instabilities will lead to an even higher total cooling rate. Their model is actually a moderate CF model, with conduction playing some adjusting role. They still have the problem that the accretion comes from the inner region, and the inflow time from  $r \sim 1 \text{ kpc}$  might be longer than the cooling time there (this time delay is not considered by them). This is one of the problems encountered by the Bondi accretion process (Soker et al. 2010).

I suggest that incorporating a different heating scheme by the AGN, and including the cold feedback accretion, would remove the need to include heat conduction. More than that, in a recent paper Guo et al. (2010) found that for stability, the efficiency of transferring mass accreted from the inner computational zone to AGN power,  $L_{\text{AGN}} = \epsilon \dot{M}_{\text{BHC}} c^2$ , should be in some cases as large as  $\epsilon = 0.3$ . Such a high efficiency clearly can work only with more mass accreted from extended regions (if one want to save such a model). To summarize, to save such a model one must turn to consider

a moderate CF model with a cold feedback mechanism and AGN feedback. Heat conduction does not really help.

### 2.3. Adding turbulence: back to a moderate CF model

Let me take a recent example, and critically review the results of Parrish et al. (2010). Parrish et al. (2010) consider heat conduction as the heating source. They add to their simulations a turbulence, and follow the geometry of the magnetic fields, and from that calculate heat conduction. They find that whether the inner region catastrophically cools or is heated up depends on their initial added turbulence. This is a generic behavior of the instability attached to heat conduction, heating or catastrophic cooling (Soker 2003; Zakamska & Narayan 2003; Kim & Narayan 2003).

Consider energetic in their models that heat up. They claim that the major heating is by the heat conduction, while heating by turbulence is negligible. Instead, it seems as if the entire inner region is heated by two other processes: mixing of hotter outer regions by the turbulence, and dissipation of the turbulence. This is clearly seen in the inner 20kpc of their hot solutions, where the temperature gradient is flat, or even slightly negative. Namely, this region, which is most prone to thermal instabilities (because of its higher density and lower temperature) is not heated by heat conduction.

In their cooling-catastrophe solutions they claim that heat conduction is inhibited by the heat-flux-driven buoyancy instability (HBI). However, from their figure 2 it is seen that the reduced conduction occurs only in the inner regions of  $r < 20$  kpc. Yet, the cooling catastrophe occurs for  $r < 40$  kpc. In any case, even in the hot solutions the heat conduction does not play a role inside  $r < 20$  kpc. The same holds for similar calculations performed by Ruszkowski & Oh (2010): there is a negative temperature gradient in the inner 20 kpc, and a flat one inner to 30 kpc. Namely, heat conduction does not heat the inner region. It is mixing from outer regions, or turbulent dissipation (see also David & Nulsen 2008).

I note that Kunz et al. (2010) assume the presence of turbulence to heat the ICM. They do not fully solve the energy problem, as they assume that there is enough turbulent energy to offset cooling, but do not discuss the source of the turbulent energy, and how feedback is maintained with the energy in the turbulence itself. They basically suggest a mechanism to dissipate turbulent energy, which might indeed operate in the ICM. Kunz et al. (2010) assume small scale magnetic fields, hence their model does not suffer from problems associated with the assumption of larger scale ordered magnetic fields (as some other models that are based on heat conduction do suffer from).

To summarize my view on the results of Parrish et al. (2010), I would say that with a complicated 3D numerical code they have reobtained the thermal instability of models based on global heat conduction (BD88; Soker 2003; Zakamska & Narayan 2003; Kim & Narayan 2003). In addition, a careful examination of their results in the inner  $\sim 20$  kpc (as well as of Ruszkowski &

Oh 2010) show that another heating source is present there. This source is probably dissipation of turbulent energy, or mixing of outer hotter regions (it is impossible to tell from their paper). This sends us back to section 2.2, and to a moderate CF model.

After the pre-meeting version of this paper has been published, another demonstration that heat conduction cannot work was successfully performed. Ruszkowski & Oh (2011) built a model where turbulent heat diffusion is important in the cluster center, while conduction is important in the outer regions. Evolving their initial model for several Gyr, they either get catastrophic cooling, or they heat the central region to be only marginally cooler than the outer region. Near the center there is a negative temperature gradient, contrary to observations. They definitely don't obtain a "cool core", but rather show the unstable nature of heat conduction with turbulent heat diffusion: Either heating to remove the "cool core", or catastrophic cooling occurs, but not the observed temperature profile in CF clusters.

### 3. ON THE MAGNETIC FIELD MORPHOLOGY

In this section I argue that the ICM in CF clusters is perturbed by AGN activity to a degree that makes any process that is based on global morphology of magnetic fields, such as the heat buoyancy instability (HBI), useless. Moreover, large scale magnetic fields will inhibit local thermal instabilities that are required by observations.

#### 3.1. General considerations for heat conduction

In some papers (e.g., Parrish & Quataert 2008; Bogdanovic et al. 2009) the heat conduction is calculated by taking the average heat flux at a specific radius according to

$$\vec{Q} = Q_0 \frac{\vec{B} \cdot \vec{\nabla} T}{B^2 |\vec{\nabla} T|}, \quad (1)$$

where  $Q_0$  is the conduction in a non-magnetized plasma with the same properties,  $\vec{B}$  is the magnetic field, and  $T$  is the temperature. In the upper panel of Figure 1 a schematic magnetic field topology is drawn. Each loop represents a magnetic loop. Namely, there are magnetic fields inside the loops as well, as drawn only for the loop at the far left. At each cluster radius  $r$ , the average heat conduction is  $\vec{Q} \gtrsim 0.5\vec{Q}_0$ , as at least half the field lines are radial. However, it is clear that there is no connection between the outer and inner regions, as the typical length of the flux loops is shorter than the size of the cooling region.

To conduct from the outer regions to the inner regions the magnetic field lines must connect the inner and outer regions (for reconnection of magnetic flux loops see Norman & Meiksin 1996). A schematic drawing is in the lower panel of Figure 1. The loops are stretched all the distance from the outer to the inner regions. The magnetic field lines can be tangled, as depicted by the thin line

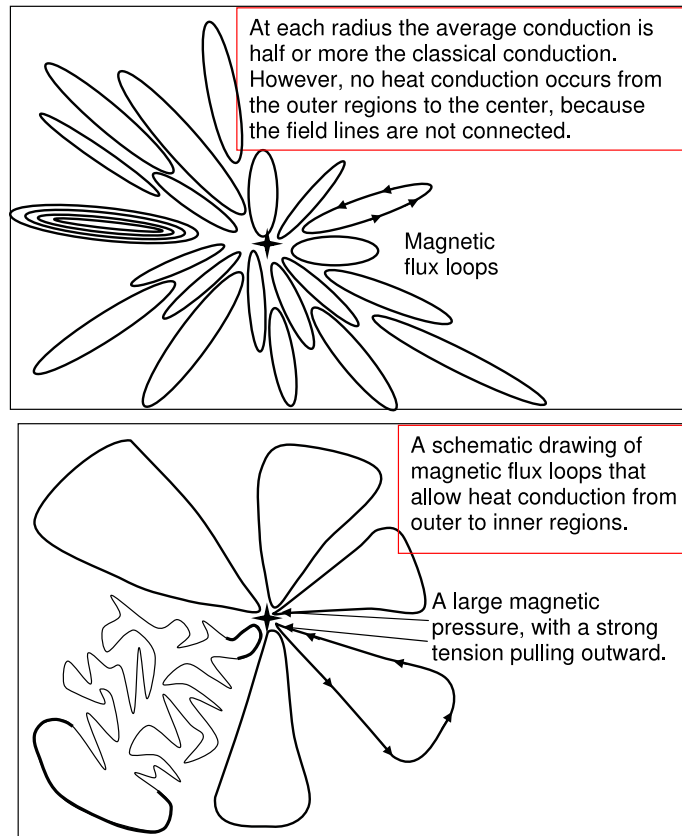


Fig. 1.— *Upper panel:* A schematic magnetic field structure composed of magnetic flux loops. Magnetic fields exist inside the loops, as drawn for clarity only for the left loop. Such a structure has an average conduction flux at each radius which is half or more of the classical value (no magnetic fields). However, there is no heat conduction from outer to inner regions. *Lower panel:* A schematic drawing of a magnetic structure that allows heat conduction from outer to inner regions. The magnetic field becomes extremely strong near the center. It will reconnect and the magnetic tension will pull it outward (Zoabi et al. 1996). A tangled magnetic field (as depicted in the lower left), does not overcome this problem because its ends must still reside in the very outer and very inner regions.

of the lower-left loop. However, the very outer and very inner ends of the loop, depicted by thick lines on the lower-left loop, must reside in the outer and inner regions, and so look the same as the ends of the schematic loops. Conservation of magnetic flux implies that the radial component of the magnetic field behaves as  $B_r \propto r^{-2}$ , and the magnetic pressure as  $P_B \propto r^{-4}$  (Soker & Sarazin 1990).

Let me use typical values following Soker & Sarazin (1990). Taking a magnetic field of  $\sim 1 \mu\text{ G}$  at  $r = 30\text{ kpc}$  and a thermal pressure of  $\sim 3 \times 10^{-10}\text{ erg cm}^{-3}$  there, gives for the magnetic to thermal pressure ratio  $P_B/P_{\text{th}} \simeq 10^{-4}$ . For the heat conduction to prevent cooling in the inner regions, the magnetic field should connect the outer regions with the inner regions. The magnetic pressure due to the radial component comprise a third of the magnetic pressure. I find that the magnetic pressure at, say,  $r = 1\text{ kpc}$ , is  $\sim (1/3)(30)^4 \simeq 3 \times 10^5$  times that at 30 kpc. The thermal pressure increases by a factor of  $\sim 3$  (e.g., Blanton et al. 2009 for A2052; McNamara et al. 2000 for hydra A). The conclusion is that the magnetic pressure becomes comparable to, or even larger than, the thermal pressure. At that stage magnetic field reconnection will change the structure (Soker & Sarazin 1990), and magnetic stress will pull the inner parts of the loop outward.

If the magnetic field lines crosses the center (as in fig.1-left of Bogdanovic et al. 2009), then they are connected to a limited volume in the outer region. In this case, more likely the inner region will *cool* the outer one, rather than be heated.

Over all, it seems that there is no way to build a self-consistent magnetic field structure that will allow global heat conduction to prevent cooling in CF clusters.

### 3.2. The ICM motion in CF clusters

In recent years some papers studied the behavior of magnetic fields in the ICM. A steady state medium was assumed in many cases, while other introduce turbulence. Under ideal conditions the heat-flux-driven buoyancy instability (HBI) might develop (Quataert 2008; Parrish & Quataert 2008; Bogdanovic et al. 2009; Parrish et al. 2009). The HBI is a convective, buoyancy-driven instability that tends to rearrange the magnetic field to be preferentially perpendicular to the radial temperature gradient, when the temperature gradient is opposite to that of gravity (Quataert 2008; Parrish & Quataert 2008). In the calculations of Parrish et al. (2009) and Bogdanovic et al. (2009) the typical growth time is few  $\times 10^8$  yr up to  $\sim 10^9$  yr. This time scale is comparable to, or longer than typical time period between major AGN outbursts in CF clusters. These studies start from an already globally ordered magnetic field, and examine the time it takes for the field to significantly change its global topology.

The physical mechanism of the HBI is very nice and elegant. However, I think it is not relevant at all to CF clusters. The frequently-launched jets, that also inflate bubbles, completely disturb large regions, even perpendicular to the jets' axis. This is demonstrated in Figure 2, taken from Sternberg & Soker (2009b, their fig. 2). The simulations were intended to reproduce the structure



of the bubbles in the CF cluster MS0735+7421. It is evident that large vortices exist perpendicular to the symmetry axis (the horizontal axis in the figure). The simulation presented here is a 2.5 dimensional flow. Namely, the 3D flow has a cylindrical symmetry, and the code includes the  $(z, r)$  coordinates only. In full 3D simulations with higher resolution, the inner region is expected to be more disturbed even (more vortices on other scales). The disturbed nature of the ICM in regions perpendicular to the jets' axis when bubbles are inflated can be seen also in Sternberg et al. (2007), Sternberg & Soker (2008a), Falceta-Goncalves et al. (2010), and Morsony et al. (2010).

In addition to the flow imposed by inflated bubbles, narrow jets that do not inflate bubbles can also alter the structure of ordered magnetic field lines. This was already noticed in the frame of first generation CF models (Soker 1997), and is schematically drawn in 3. In that paper the stretching and reconnection of magnetic field lines were discussed. A similar process of magnetic field lines stretching was recently studied with 3D magnetohydrodynamic simulations by O'Neill & Jones (2010) and Huarte-Espinosa et al. (2010). Huarte-Espinosa et al. (2010) used the compressed and stretched field lines to calculate the expected rotation measure. O'Neill & Jones (2010) further point out the complicated structure that is formed by stretching, twisting, and reconnection, of magnetic field lines. A similar process of magnetic field lines stretching can occur when a galaxy moves through the ICM (Pfrommer & Dursi 2010, who termed the process magnetic draping).

I note here that in a recent paper Million et al. (2010) find that the diffuse cluster gas at a given radius in M87 (the virgo cluster) is strikingly isothermal. They further write that “This suggests either that the ambient cluster gas, beyond the arms, remains relatively undisturbed by AGN uplift, or that conduction in the intracluster medium (ICM) is efficient along azimuthal directions, as expected under action of the heat-flux driven buoyancy instability (HBI).” The HBI explanation is problematic, as Million et al. (2010) themselves notice, their figure 5 shows that the metals in the ambient ICM are significantly clumped. This suggest that different clumps had different history. Why then the magnetic field topology be smooth as required by the HBI explanation? Instead, the isothermal structure along constant radii can be explained in the frame of the cold feed back mechanism, as of course is the clumpy metal distribution. Clumps cooler (hotter) than their surrounding sink (float), and are remove from their surroundings.

The flow structure obtained in numerical simulations (turbulence, vortices, bubbles, expanding jets) will inhibit any process by which the magnetic field orders itself, such as in the HBI. Instead, magnetic field will be more likely arranges in flux loops. This is discussed in the next section.

### 3.3. A more realistic magnetic field morphology

Some of the results on magnetic fields in CF clusters that were obtained in the frame of the first-generation CF models are not relevant any more. Such are some parts in the work of Soker & Sarazin (1990) that were based on huge mass inflow rates, and ignored bubbles and jets activity. On the other hand, some results are relevant to the new generation models as well. I will briefly

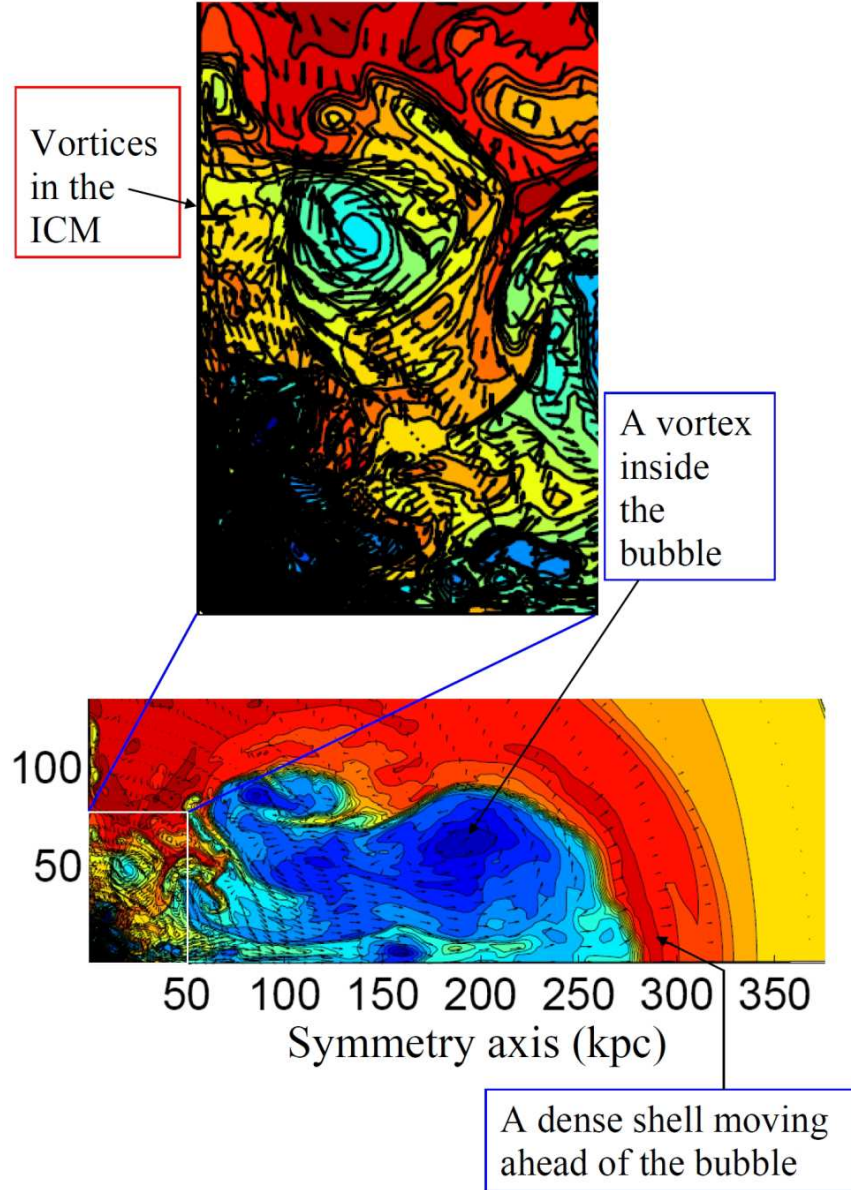


Fig. 2.— Log-density maps of the evolution of a model of jet-inflated bubbles at  $t = 115$  Myr (model I from Sternberg & Soker 2009b). The units on the axes are kpc. The symmetry (jets) axis is the horizontal axis. The jet was active for 100 Myr and was turned off at  $t = 100$  Myr. Blue and red are for low and high densities, respectively (see Sternberg & Soker 2009b for details). The arrows represent the flow velocity, and are grouped into four velocity bins: (i)  $0.1c_s \leq v_j \leq c_s$  (shortest arrows); (ii)  $c_s \leq v_j \leq 7.5c_s$ ; (iii)  $7.5c_s \leq v_j \leq 15c_s$ ; (iv)  $15c_s \leq v_j \leq 30c_s$  (longest arrows), where  $c_s = 1152 \text{ km s}^{-1}$  is the unperturbed ICM sound speed. Large vortices that cover the entire inner region will destroy any large scale structure of the magnetic field.

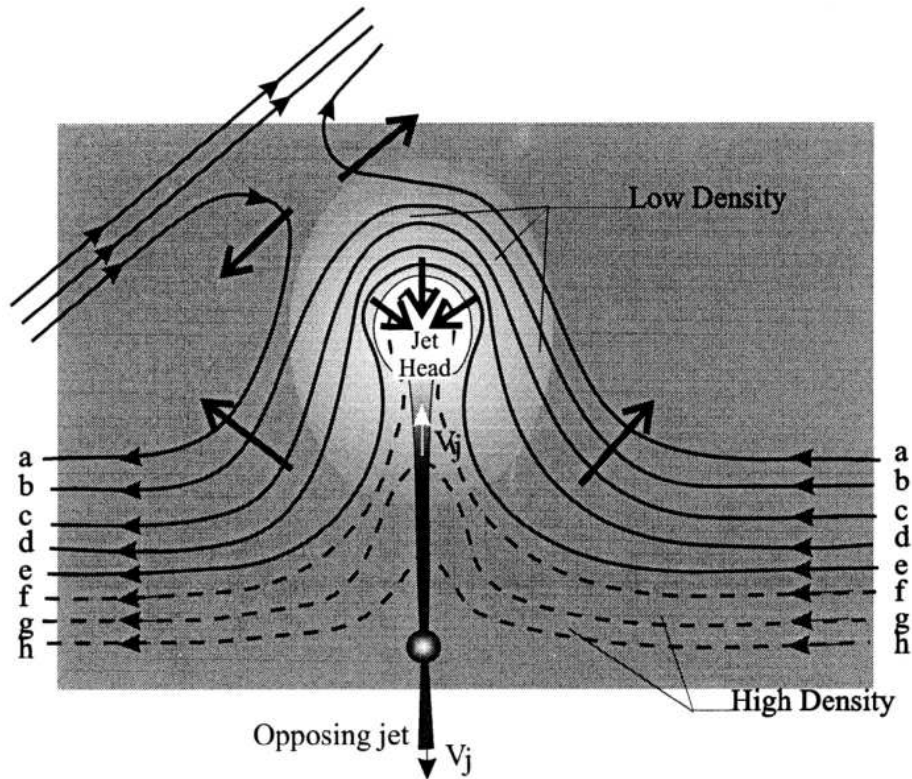


Fig. 3.— Schematic presentation of a radio jet stretching magnetic field lines (from Soker 1997). The stretching of magnetic field lines followed by reconnection (see also O’Neill & Jones 2010), are more important than the self assembly of magnetic fields in CF clusters. Thick arrows represent magnetic stress; solid lines represent magnetic field lines in the symmetry plane; dashed lines are magnetic field lines above (or below) the symmetry plane. The field line marked “a” represents reconnection with magnetic field lines farther out in the cluster which are not stretched by the jet. The field line marked “f” represents field lines just before reconnecting behind the jet’s head.

mention those that deal with small scale magnetic flux loops (tubes).

The main theme I would like to present here is that the magnetic field lines are closed on themselves on scales much smaller than the relevant length scale of  $\sim 10 - 30$  kpc in clusters. These closed structures are termed magnetic flux loops, and are drawn schematically in Figure 1.

### 3.3.1. *Magnetic flux loops*

The presence of cold gas in CF clusters (e.g., Salomé et al. 2008; Wilman et al. 2009; Edge et al. 2010) suggests that hot gas cools to form the atomic and molecular gas. For small regions to cool they must be disconnected from their surrounding for heat conduction. This implies a closed magnetic structure, which is termed magnetic flux loop (tube). Schematic drawing are in the upper panel of Figure 1 and in Figure 4 taken from Zoabi et al. (1996). The loops might possess a more complicated structure such as depicted in the lower left loop of the lower panel of Figure 1. Godon et al. (1998) discussed the role of magnetic flux loops in the cluster dynamo model they proposed, and in the formation of cluster flares similar to solar flares (see section 3.3.3). Following works on the magnetic flux loop structure in CF clusters (Zoabi et al. 1996; Norman & Meiksin 1996) and on some similarities with stellar magnetic fields (Godon et al. 1998), Kaastra et al. (2004) extended the comparison with stellar magnetic fields to include the spectrum of magnetic flux loops. They took the size of the loops to be  $\sim 10$  kpc. (Kaastra et al. dropped the word “flow”, and used the term “cooling clusters”. This was a transition phase to the term “cool core clusters”.)

In the inner regions of the CF the magnetic fields are likely to be stronger, and the dynamical effects of magnetic fields, such as tension, might become important, as well as reconnection inside loops and between loops. The magnetic tension might become important at the ends of the loops, where the magnetic field lines are strongly bent (Zoabi et al. 1998).

### 3.3.2. *Heat conduction within flux loops*

The structure of magnetic flux loops allows heat conduction *within* the flux tube. This has several consequences (Kaastra et al. 2004; Soker et al. 2004; Soker 2004). The heat conduction will transfer heat from the hot X-ray emitting gas of the loop to segments that are already below X-ray emitting temperatures. The cooler regions are dense and efficiently radiate the energy at longer wavelengths. This is schematically shown in Figure 5 taken from Soker (2004). With the jets and bubbles and their induced ICM motion, as discussed in previous sections here, smaller magnetic flux tubes than those used by Soker (2004) are expected. Short loops will ensure steeper temperature gradients, and more efficient heat conduction. This process deserves more detailed study.

Soker et al. (2004) have studied local heat conduction from cold ( $T \sim 10^4$  K) clouds to

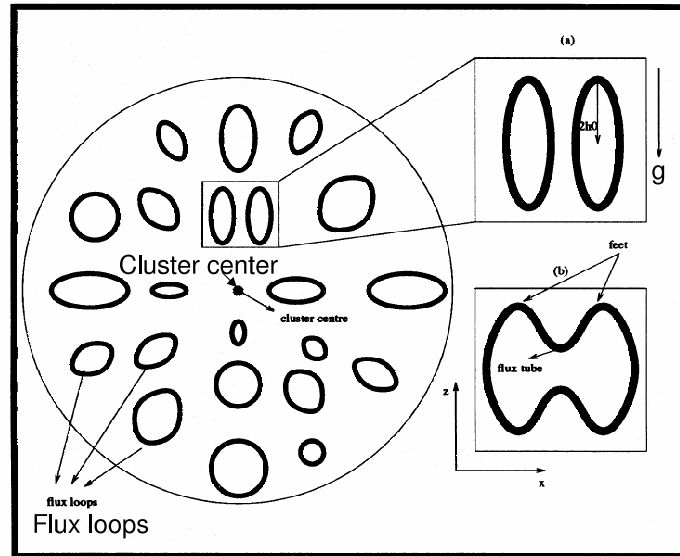


Fig. 4.— A schematic drawing of the magnetic field morphology I propose to hold in cooling flow clusters (from Zoabi et al. 1996). In reality the structure is more complicated, with some flux loops taking a less regular shape as the lower-left flux loop in Figure 1. Zoabi et al. discussed the possibility that two closed loops reconnect as depicted in panels a and b.

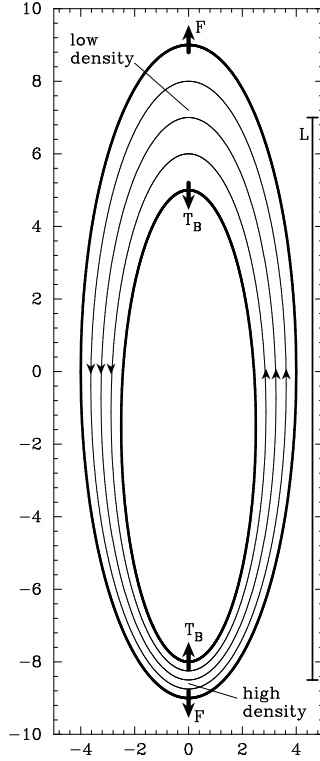


Fig. 5.— A schematic structure of a magnetic flux loop taken from Soker (2004). Units on axes are in kpc. With the jets and bubbles and their induced ICM motion, somewhat smaller magnetic flux loops than those used by Soker (2004) are expected. Thick arrows depicted forces:  $T_B$  magnetic tension and  $F$  buoyancy. The thin ellipses are magnetic field lines, and  $L$  is the length of the loop. The lower segment is denser and cooler than its surroundings, while the upper segment density is below that of its surroundings. After the lower segment cools to very low temperatures, efficient heat conduction proceeds from the upper segment to the lower one along magnetic field lines, hence reducing the luminosity from X-ray emitting gas.

their hot surrounding. The heat conduction is regulated by reconnection between the magnetic field lines in the cold clouds and the field lines in the ICM. A narrow conduction front is formed, which, despite the relatively low temperature, allows efficient heat conduction from the hot ICM to the cold clouds. Narrow isothermal X-ray filaments are seen along the jets of M87 in the Virgo cluster (Molendi 2002; Werner et al. 2010). It seems that magnetic field lines were stretched along the jets of M87. The reconnection between the field lines in cold clouds and those in the ICM occurs only when the magnetic field in the ICM is strong enough. This occurs only in the very inner regions of cooling flow clusters. This process is depicted in Figure 6. Norman & Meiksin (1996) have considered large scale magnetic flux loops, that reconnect and by that allow global heat conduction. Their setting is different than the cases discussed here, as they were aiming at globally suppressing cooling, while I study only local heat conduction.

The processes shown in Figures 5 and 6 reduce the amount of emitted X-ray per cooling mass, as more energy is emitted at longer wavelengths. The heat conduction mentioned by Sparks et al. (2009) to explain emission from gas at a temperature of  $T \simeq 10^5$  K in M87 is an example for a local heat conduction process (see also Sparks et al. 1989 for the emission gas in NGC 4696). Local heat conduction has similar effects to those of mixing hot and cold media in CF clusters, as proposed by, e.g., Begelman & Fabian (1990), Fabian et al. (2001, 2002) and Bayer-Kim et al. (2002). In the mixing process the magnetic fields play a minor role as compared with that in local heat conduction.

### 3.3.3. *An $\alpha - \omega$ dynamo in the very inner region*

Godon et al. (1998) discussed the possible operation of an  $\alpha - \omega$  dynamo in the inner  $\sim 3$  kpc regions of CF clusters. The model was based in part on the results of Soker & Sarazin (1990). It was assumed that the large scale inflow that was supposed to exist in these models has some angular momentum. As the gas flows inward, the rotation becomes more significant, but still negligible dynamically. Magnetic fields amplified by the inflow reconnect, and form a weak turbulence in the inner region. The rotation and turbulence, Godon et al. (1998) speculated, can lead to the formation of an  $\alpha - \omega$  dynamo that further amplifies the magnetic fields. As large massive inflow does not seem to exist, this model as was presented should be modified. Furthermore, the magnetic pressure inside  $\sim 5 - 10$  kpc is limited to  $\sim 10\%$  of the thermal pressure (Churazov et al. 2008).

The presence of accretion disks around the central BH shows that some angular momentum exists in the ICM. The angular momentum of the ICM is much lower than that assumed by Godon et al. (1998), and might become significant only in the very inner regions of  $< 1$  kpc. However, the bubbles and jets activity make turbulence much stronger, as evident from Figure 2. The possibility of an  $\alpha - \omega$  dynamo, as well as amplification of magnetic fields by turbulence alone, in the very central region (of  $r < 1$  kpc) in CF clusters should be examined in more detail, despite that the turbulent pressure seems to be only a few percent of the thermal pressure (David & Nulsen 2008).

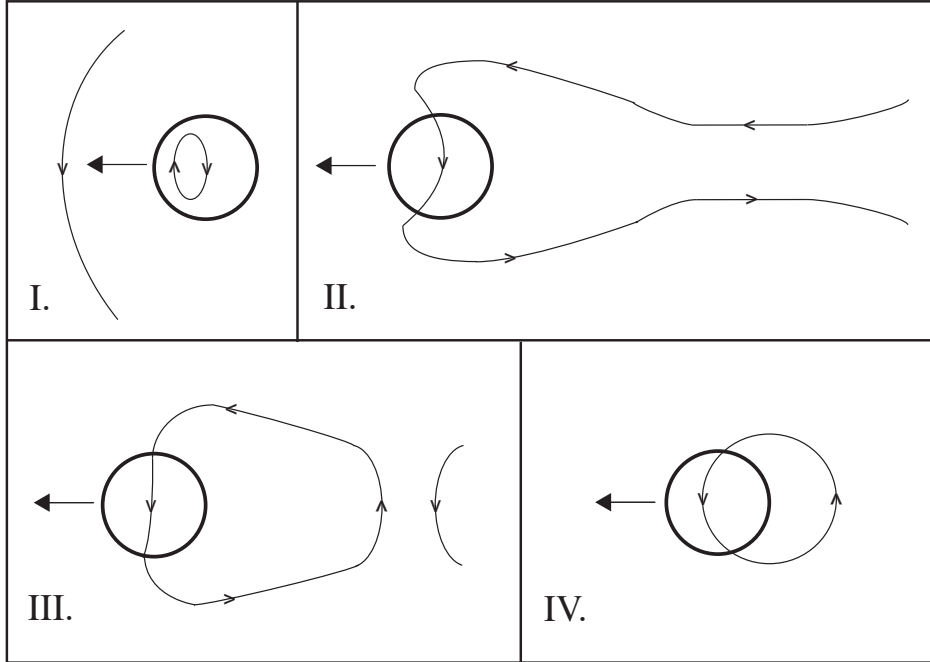


Fig. 6.— A schematic evolution of a single intracluster magnetic field line encountering a cold cloud. The cold cloud moves to the left (panel I), such that the ambient field line collides with the magnetic field inside the cloud. If the two fields are not aligned (they don't need to be exactly opposite), reconnection occurs near the front of the cloud (the stagnation point), forming one field line threading through the cloud and the ICM (panel II). Because of ICM material flowing away from the region behind the cloud, the field line closes on itself behind the cloud (panel II), leading to reconnection on the down-stream side, and the formation of a loop connecting the cloud and ICM (panel III). Because only a limited volume of the hot ICM is connected to the cold cloud, heat conduction cools the ICM, and the external pressure and magnetic stress pull the conductively-cooling ICM toward the cloud (to the left in panel IV). This process reduces the amount of X-ray radiation per cooling mass, as a large fraction of the energy is emitted at longer wavelengths. (Taken from Soker et al. 2004.)



## 4. X-RAY DEFICIENT BUBBLES IN CF CLUSTERS

### 4.1. Properties of inflated bubbles

I open this section with a summary of the main results that emerged from our 2.5D hydrodynamical numerical simulations of bubble inflation. When we consider inflated bubbles (rather than bubbles that are artificially inserted to the ICM) some puzzles from the past are solved.

(1) Fat bubbles can be inflated by slow massive wide (SMW) jets (Sternberg et al. 2007; Sternberg & Soker 2008b, 2009a,b). (Fat bubbles are wide bubbles attached, or almost attached, to the cluster center.) Typical values are: initial jet speed  $\simeq 0.01 - 0.1c$ ; mass loss rate into the two jets  $\sim 1 - 100M_{\odot} \text{ yr}^{-1}$ ; a large half opening angle of  $\alpha > 30^{\circ}$ .

(2) Rapidly precession narrow jets have the same effect as wide jets (Sternberg & Soker 2008a, 2009a), and can also explain the formation of ‘fat’ bubbles.

(3) Bubbles are known to be stable during the inflation phase (Pizzolato & Soker 2006). As discussed below in section 4.2, when bubbles are inflated by appropriate jets, they stay intact for a much longer time after the inflation phase ends (Sternberg & Soker 2008b).

(4) Every bubble inflation episode excites multiple sound waves and shocks (Sternberg & Soker 2009a). Such sound waves are observed in some CF clusters, most clearly in Perseus (Fabian et al. 2006).

(5) Mixing of very-hot bubble material with hot ICM gas can be a major channel to heat the ICM (Sternberg & Soker 2008b, 2009a; also Brüggén et al. 2009).

(6) The last two processes, as well as the shocks that are found in the simulations, are effective not only in the directions of propagation of the jets and bubbles, but also perpendicular to this symmetry axis. It seems that these processes provide the energy channel from the jets to the ICM in all relevant regions. Again, self-consistent inflation of bubbles by jets is required to show that.

(7) Narrow very fast (even relativistic) jets can have negligible energy content and still fill the bubbles with radio radiation (Soker et al. 2010). I note that Cavagnolo et al. (2010) find that the energy in bubbles is much larger than that radiated in the radio band.

### 4.2. No need for stabilizing magnetic fields inside bubbles

I argue below that there is no need to assume the presence of magnetic fields to stabilize bubbles in CF clusters. (Magnetic fields do exist in bubbles, but it is not clear if they even stabilize the bubbles.)

The estimated ages (Birzan et al. 2004) of most X-ray deficient bubbles in CF clusters is about one order of magnitude larger than the characteristic time of the Rayleigh-Taylor (RT) instability to destroy them under the assumption of purely spherical bubbles rising in the undisturbed ICM (as I show, these are unrealistic assumptions). This has prompted many authors (e.g., Brüggén & Kaiser 2001; Kaiser et al. 2005; Jones & De Young 2005; Dong & Stone 2009,) to invoke an ordered

magnetic field at the edge of the bubble, or to increase the viscosity (Reynolds et al. 2005; Dong & Stone 2009; Brüggén et al. 2009), to stabilize the bubble against the RT instability. Indeed, numerical simulations of non-magnetic “artificial bubble” evolution show them to be disrupted quite rapidly (e.g., Brüggén 2003; Brüggén & Kaiser 2001; Jones & De Young 2005; Pavlovski et al. 2008; Reynolds et al. 2005; Robinson et al. 2004; Ruszkowski et al. 2008). Adding magnetic fields, it was claimed, make the bubbles more stable (e.g., Jones & De Young 2005; Robinson, K. et al. 2004; Ruszkowski et al. 2007). However, it is not clear if magnetic fields can indeed supply the required stability (Ruszkowski et al. 2007). In the simulations cited above the bubbles were injected at off-center locations by a prescribed numerical procedure. These are termed *artificial bubbles*. This is of course not the way bubbles are formed in clusters, and a more consistent study is required.

The key to get the correct behavior is to consider the formation process of bubbles, as has been done in recent years starting from jets (Sternberg et al. 2007; Sternberg & Soker 2008a,b, 2007a,b; Falcata-Goncalves et al. 2010; Morsony et al. 2010; Gaspari et al. 2010). Sternberg & Soker (2009a) inflated bubbles using slow, massive, wide (SMW) jets with a wide opening angle, and followed their evolution as they rise through the intra-cluster medium (ICM). Such SMW outflows have been recently observed to be blown by AGN (Moe et al. 2009, and Dunn et al. 2010; see also claims for such outflows from X-ray observations by Tombesi et al. 2010, although they term these flows ultrafast jets rather than slow jets).

When the realistic jet-inflation process of bubbles is considered there are stabilizing processes.

1. During the inflation phase the bubble is RT stable because the bubble-ICM interface is decelerating and expanding (Soker et al. 2002; Pizzolato & Soker 2006).
2. The outward momentum of the bubble and the dense shell around it implies that the low density bubble does not need to support a dense gas above it during the outward motion to large distances (the dense shell is marked on Figure 2). This implies that the interface is RT stable.
3. It seems that the vortex inside the jet-inflated bubble (Figure 2) stabilizes the sides of the bubble as it rises. Sternberg & Soker saw no sign of instabilities there in their many simulations, neither RT nor Kelvin-Helmholtz.

The result of these processes is that the bubbles can rise to large distances from the cluster’s center while still maintaining their general structure, without the need to invoke stabilizing magnetic field.

**Acknowledgement.** I thank Fulai Guo, Mark Voit, Larry David, Chris O’dea, and Brian McNamara for helpful comments.

## REFERENCES

- Bayer-Kim C. M., Crawford C. S., Allen S. W., Edge A. C., & Fabian, A. C. 2002, MNRAS, 337, 938
- Begelman, M. C., & Fabian, A. C. 1990, MNRAS, 244, 26.
- Binney, J., & Cowie, L. L. 1981, ApJ, 247, 464
- Bîrzan, L., Rafferty, D. A., McNamara, B. R., Wise, M. W., & Nulsen, P. E. J. 2004, ApJ, 607, 800
- Blanton, E. L., Randall, S. W., Douglass, E. M., Sarazin, C. L., Clarke, T. E., & McNamara, B. R. 2009, ApJ, 697, L95
- Bogdanovic, T., Reynolds, C. S., Balbus, S. A., & Parrish, I. J. 2009, ApJ, 704, 211
- Bregman, J. N.; David, L. P. 1988, ApJ, 326, 639 (BD88)
- Brüggen, M. 2003, ApJ, 592, 839
- Brüggen, M. & Kaiser, C. R., 2001, MNRAS, 325, 676
- Bru”ggen, M., Scannapieco, E., & Heinz, S. 2009, MNRAS, 395, 2210
- Cattaneo, A. et al. 2009, Natur, 460, 213
- Cavagnolo, K. W., McNamara, B. R., Nulsen, P. E. J., Carilli, C. L., Jones, C., & Birzan, L. 2010, ApJ, in press (arXiv1006.5699)
- Churazov, E., Forman, W., Vikhlinin, A., Tremaine, S., Gerhard, O., & Jones, C. 2008, MNRAS, 388, 1062
- David, L. P., & Nulsen, P. E. J. 2008, ApJ, 689, 837
- Dong, R., & Stone, J. M. 2009, ApJ, 704, 1309
- Dunn, J. P., et al. 2010, ApJ, 709, 611
- Edge, A. C. et al. 2010, A&A (arXiv:1005.1211).
- Fabian, A. C. 1994, ARA&A, 32, 277
- Fabian, A. C., Allen, S. W., Crawford, C. S., Johnstone, R. M., Morris, R. G., Sanders, J. S., & Schmidt, R. W. 2002, MNRAS, 332, L50
- Fabian, A. C., Mushotzky, R. F., Nulsen, P. E. J., & Peterson, J. R. 2001, MNRAS, 321, L20
- Fabian, A. C., Sanders, J. S., Taylor, G. B., Allen, S. W., Crawford, C. S., Johnstone, R. M., & Iwasawa, K. 2006, MNRAS, 366, 417
- Falceta-Goncalves, D., Caproni, A., Abraham, Z., Teixeira, D. M., & de Gouveia Dal Pino, E. M. 2010, ApJ, 713, L74
- Gaspari, M., Melioli, C., Brighenti, F., & D’Ercole A. 2010 (arXiv:1007.0674)).
- Godon, P., Soker, N., & White, R. E., III 1998, AJ, 116, 37

- Guo, F., Oh, S. P., & Ruszkowski M. 2010, in proceedings of "The Monster's Fiery Breath", Eds. Sebastian Heinz & Eric Wilcots (AIP conference series)(arXiv:0911.5554)
- Huarte-Espinosa, M. Krause, M., & Alexander, P. 2010, in preparation
- Jones, T. W. and De Young, D. S.: 2005, ApJ 624, 586
- Kaastra, J. S., Ferrigno, C., Tamura, T., Paerels, F. B. S., Peterson, J. R., & Mittaz, J. P. D 2001, A&A, 365, L99
- Kaastra, J. S. et al. 2004, A&A, 413, 415
- Kaiser, C. R., Pavlovski, G., Pope, E. C. D., & Fangohr, H. 2005, MNRAS, 359, 493
- Kim, W.-T., & Narayan, R. 2003 ,ApJ, 596, 889
- Kunz, M. W., Schekochihin, A. A., Cowley, S. C., Binney, J. J., Sanders, J. S. 2010 (arXiv:1003.2719)
- McNamara B. R., Nulsen P. E. J., 2007, ARA&A, 45, 117
- McNamara, B. R. et al. 2000, ApJ, 534, L135
- McNamara, B. R.,Rohanizadegan, M. & P.E.J. Nulsen, P. E. J. 2010, (arXiv:1007.1227)
- Million, E. T., Werner, N., Simionescu, A., Allen, S. W., Nulsen, P. E. J., Fabian, A. C., Bohringer, H., & Sanders, J. S. 2010, MNRAS, in press (arXiv1006.5484)
- Moe, M., Arav, N., Bautista, M. A., & Korista, K. T. 2009, ApJ, 706, 525
- Molendi, S. 2002, ApJ, 580, 815
- Morsony, B. J., Heinz, S., Brügggen, M., & Ruszkowski, M. 2010 (arXiv:1003.3049)
- Norman, C., & Meiksin, A. 1996, ApJ, 468, 97
- O'Neill, S. M., & Jones, T. W. 2010, ApJ, 710, 1800
- O'Dea, K. P. et al. 2010, ApJ, in press (arXiv:1006.3796)
- Parrish, I. J., & Quataert, E. 2008, ApJ, 677, L9
- Parrish, I. J., Quataert, E., & Sharma, P. 2009, ApJ, 703, 96
- Parrish, I. J., Quataert, E., & Sharma, P. 2010, ApJ, 712, L194
- Pavlovski, G., Kaiser, C. R., Pope, E. C. D., & Fangohr, H. 2008, MNRAS, 384, 1377
- Peterson J. R., Fabian A. C., 2006, Phys. Rep., 427, 1
- Peterson, J. R., Kahn, S. M., Paerels, F. B. S., Kaastra, J. S., Tamura, T., Bleeker, J. A. M., Ferrigno, C., & Jernigan, J. G. 2003, ApJ, 590, 207
- Pfrommer, C., & Dursi, L. J. 2010 (arXiv0911.2476)
- Pizzolato F., & Soker N., 2005, ApJ, 632, 821
- Pizzolato, F., & Soker, N. 2006, MNRAS, 371, 1835
- Pizzolato F., & Soker N., 2010, MNRAS, in press, (arXiv:1003.4181)

- Quataert, E. 2008, *ApJ*, 673, 758
- Rafferty, D., McNamara, B., & Nulsen, P. 2008, *ApJ*, 687, 899
- Reynolds, C. S., McKernan, B., Fabian, A. C., Stone, J. M., & Vernaleo, J. C. 2005, *MNRAS* 357, 242
- Robinson, K. et al. 2004, *ApJ*, 601, 621
- Ruszkowski, M., & Begelman, M. C. 2002, *ApJ*, 581, 223
- Ruszkowski, M., Ensslin, T. A., Brüggén, M., Begelman, M. C., & Churazov, E. 2008, *MNRAS*, 383, 1359
- Ruszkowski, M.; Ensslin, T. A., Brüggén, M., Heinz, S., & Pfrommer, C. 2007, *MNRAS*, 378, 662
- Ruszkowski, M., & Oh, S. P. 2010, *ApJ*, 713, 1332
- Ruszkowski, M. & Oh, P. S. 2011, arXiv:1008.5016
- Salomé, P., & Combes, F., Revaz, Y., Edge, A. C., Hatch, N. A., Fabian, A. C. & Johnstone, R. M., 2008, *A&A*, 484, 317
- Sarazin, C. L. 1986, *Rev. Mod. Phys.*, 58, 1
- Soker, N. 1997, *ApJ*, 488, 572
- Soker, N. 2003, *MNRAS*, 342, 463
- Soker, N. 2004, *MNRAS*, 350, 1015
- Soker, N. 2010, *MNRAS*, in press (arXiv:0912.0783)
- Soker, N., Blanton, E. L., & Sarazin, C. L. 2002, *ApJ*, 573, 533,
- Soker, N., Blanton, E. L., & Sarazin, C. L. 2004, *A&A*, 422, 445
- Soker, N., & Sarazin, C. L. 1990, *ApJ*, 348, 73
- Soker N., Sternberg A., & Pizzolato F., 2010, in proceedings of "The Monster's Fiery Breath", Eds. Sebastian Heinz & Eric Wilcots (AIP conference series)(arXiv:0909.0220)
- Soker, N., White, R. E., III, David, L. P., & McNamara, B. R. 2001, *ApJ*, 549, 832
- Sparks, W. B., Macchetto, F., & Golombek, D. 1989, *ApJ*, 345, 153
- Sparks, W. B., Pringle, J. E., Donahue, M., Carswell, R., Voit, M., Cracraft, M., & Martin, R. G. 2009, *ApJ*, 704, L20
- Sternberg, A., Pizzolato, F. & Soker N. 2007, *ApJ*, 656, L5
- Sternberg, A., & Soker N. 2008a, *MNRAS*, 384, 1327
- Sternberg, A., & Soker, N. 2008b, *MNRAS*, 389, L13
- Sternberg, A., & Soker N. 2009a, *MNRAS*, 395, 228
- Sternberg, A., & Soker N. 2009b, *MNRAS*, 398, 422

- Tombesi, F., Sambruna, R. M., Reeves, J. N., Braitto, V., Ballo, L., Gofford, J., Cappi, M., & Mushotzky, R. F. 2010, *ApJ*, (arXiv:1006.3536).
- Werner, N. et al. 2010, *MNRAS*, in press (arXiv:1003.5334)
- Wilman, R. J. Edge, A. C. & Swinbank A. M. 2009, *MNRAS*, 395, 1355
- Zakamska, N. L., & Narayan, R. 2003, *ApJ*, 582, 162
- Zoabi, E., Soker, N., & Regev, O. 1996, *ApJ*, 460, 244
- Zoabi, E., Soker, N., & Regev, O. 1998, *MNRAS*, 296, 579