

# Extracting the $\rho$ meson wavefunction from HERA data

---

**J.R. Forshaw**

*School of Physics & Astronomy, University of Manchester,  
Oxford Road, Manchester M13 9PL, U.K.*

[jeff.forshaw@manchester.ac.uk](mailto:jeff.forshaw@manchester.ac.uk)

**R. Sandapen**

*Département de Physique et d'Astronomie, Université de Moncton,  
Moncton, N-B. E1A 3E9, Canada.*

[ruben.sandapen@umoncton.ca](mailto:ruben.sandapen@umoncton.ca)

**ABSTRACT:** We extract the light-cone wavefunctions of the  $\rho$  meson using the HERA data on diffractive  $\rho$  photoproduction. We find that the data prefer a transverse wavefunction with enhanced end-point contributions.

**KEYWORDS:** [QCD](#), [diffraction](#), [light-cone wavefunction](#).

---

## Contents

<b>1. Introduction</b>	<b>1</b>
<b>2. Light-Cone Wavefunctions</b>	<b>2</b>
<b>3. Fitting the HERA data</b>	<b>3</b>
<b>4. Conclusions</b>	<b>5</b>
<b>5. Acknowledgements</b>	<b>6</b>

---

## 1. Introduction

Diffraction  $\rho$  meson photoproduction<sup>1</sup> can be described within the dipole model [1–4] according to the formula

$$\Im \mathcal{A}_\lambda(s, t)|_{t=0} = s \sum_{h, \bar{h}} \int d^2\mathbf{r} \, dz \, \Psi_{h, \bar{h}}^{\gamma, \lambda}(r, z) \hat{\sigma}(s, r) \Psi_{h, \bar{h}}^{\rho, \lambda}(r, z)^* \quad (1.1)$$

for the imaginary part of the forward elastic scattering amplitude, where  $\Psi_{h, \bar{h}}^{\gamma, \lambda}(r, z)$  and  $\Psi_{h, \bar{h}}^{\rho, \lambda}(r, z)$  are the light-cone wavefunctions of the photon and vector meson, and  $\hat{\sigma}(s, r)$  is the dipole cross section. The light-cone wavefunctions represent the probability amplitudes for the photon or  $\rho$  meson to fluctuate into a  $q\bar{q}$  pair of transverse size  $r$  in which the quark carries a fraction  $z$  of the meson’s light-cone momentum. The sum is over quark/antiquark helicities ( $h$  and  $\bar{h}$ ) and  $\lambda = L$  or  $T$  labels the polarization of the photon and meson.

The photoproduction cross section is, after integrating over  $t$ ,

$$\sigma_\lambda(s) = \frac{1}{B} \frac{1}{16\pi} |\mathcal{A}_\lambda(s, 0)|^2 (1 + \beta_\lambda^2), \quad (1.2)$$

where  $\beta_\lambda$  is the ratio of real to imaginary parts of the amplitude and  $B$  is the diffractive slope<sup>2</sup>. We shall assume that

$$B = N \left( 14.0 \left( \frac{1 \text{ GeV}^2}{Q^2 + M_\rho^2} \right)^{0.2} + 1 \right) \quad (1.3)$$

with  $N = 0.55 \text{ GeV}^{-2}$ , which is in accord with the ZEUS data [5]. The H1 data [6] prefer a somewhat larger value of  $B$ , but with a larger uncertainty. We compute  $\beta_\lambda$  according to

$$\beta_\lambda = \tan \left( \frac{\pi}{2} \alpha_\lambda \right) \quad (1.4)$$

---

<sup>1</sup>We use ‘photoproduction’ to refer to production using both real and virtual photons.

<sup>2</sup>We assume  $d\sigma/dt \propto \exp(Bt)$ .

with

$$\alpha_\lambda = \frac{\partial \ln |\Im \mathcal{A}_\lambda|}{\partial \ln (1/x)} \quad (1.5)$$

where  $\Im \mathcal{A}_\lambda$  is given by Eq. (1.1) and  $x = (Q^2 + 4m_f^2)/(Q^2 + W^2)$  ( $m_f$  is defined in the next section). The total cross section that is measured experimentally is given by

$$\sigma = \sigma_T + \epsilon \sigma_L \quad (1.6)$$

where  $\epsilon = 0.98$ .

Our goal in this paper is to use the current HERA data on  $\rho$ -meson photoproduction [5,6] to extract the meson's light-cone wavefunction. To do that we must specify the dipole cross section, which we do by assuming the FS2004 saturation model fit that was extracted from the HERA deep inelastic scattering data in Ref. [7].

## 2. Light-Cone Wavefunctions

The photon's light-cone wavefunctions are [8–10]:

$$\Psi_{h,\bar{h}}^{\gamma,L}(r, z) = \sqrt{\frac{N_c}{4\pi}} \delta_{h,-\bar{h}} e e_f 2z(1-z) Q \frac{K_0(\epsilon r)}{2\pi}, \quad (2.1)$$

and

$$\Psi_{h,\bar{h}}^{\gamma,T}(r, z) = \pm \sqrt{\frac{N_c}{2\pi}} e e_f [i e^{\pm i\theta_r} (z \delta_{h\pm, \bar{h}\mp} - (1-z) \delta_{h\mp, \bar{h}\pm}) \partial_r + m_f \delta_{h\pm, \bar{h}\pm}] \frac{K_0(\epsilon r)}{2\pi}, \quad (2.2)$$

where

$$\epsilon^2 = z(1-z)Q^2 + m_f^2. \quad (2.3)$$

These wavefunctions are derived from perturbative QED and depend upon a phenomenological light-quark mass,  $m_f$ . We are compelled to take  $m_f = 0.14$  GeV, as determined by the fit in Ref. [7]. We take  $e_f = 1/\sqrt{2}$ , as appropriate for  $\rho$  meson production.

The meson's light-cone wavefunctions can be written in terms of the scalar wavefunctions  $\phi_{L,T}(r, z)$ :

$$\Psi_{h,\bar{h}}^{\rho,L}(r, z) = \sqrt{\frac{N_c}{4\pi}} \delta_{h,-\bar{h}} \frac{1}{M_\rho z(1-z)} [z(1-z)M_\rho^2 + m_f^2 - \nabla_r^2] \phi_L(r, z) \quad (2.4)$$

where  $\nabla_r^2 \equiv \frac{1}{r} \partial_r + \partial_r^2$  and

$$\Psi_{h,\bar{h}}^{\rho,T}(r, z) = \pm \sqrt{\frac{N_c}{4\pi}} \frac{\sqrt{2}}{z(1-z)} [i e^{\pm i\theta_r} (z \delta_{h\pm, \bar{h}\mp} - (1-z) \delta_{h\mp, \bar{h}\pm}) \partial_r + m_f \delta_{h\pm, \bar{h}\pm}] \phi_T(r, z). \quad (2.5)$$

These wavefunctions are subject to two important constraints. The first is the normalisation condition, which embodies our assumption that the  $\rho$  meson consists solely of a  $q\bar{q}$  pair:

$$\sum_{h,\bar{h}} \int d^2\mathbf{r} dz |\Psi_{h,\bar{h}}^{\rho,\lambda}(r, z)|^2 = 1. \quad (2.6)$$

The second constraint arises from the measured value of  $f_\rho$ , the meson decay constant, i.e.

$$f_\rho M_\rho = \frac{N_c}{\pi} e_f \int_0^1 \frac{dz}{z(1-z)} [z(1-z)M_\rho^2 + m_f^2 - \nabla_r^2] \phi_L(r, z)|_{r=0} \quad (2.7)$$

and

$$f_\rho M_\rho = -\frac{N_c}{2\pi} e_f \int_0^1 \frac{dz}{[z(1-z)]^2} [(z^2 + (1-z)^2)\nabla_r^2 - m_f^2] \phi_T(r, z)|_{r=0}. \quad (2.8)$$

for the longitudinal and transversely polarized cases respectively. Actually, the decay constant is deduced from the experimentally measured electronic decay width via the relation [10].

$$\Gamma_{\rho \rightarrow e^+ e^-} = \frac{4\pi\alpha_{\text{em}}^2 f_\rho^2}{3M_\rho} \quad (2.9)$$

where  $\Gamma_{\rho \rightarrow e^+ e^-} = 7.04 \pm 0.06$  keV [11].

### 3. Fitting the HERA data

We must specify the form of the scalar wavefunctions  $\phi_\lambda$ . In Ref. [12], a ‘Boosted Gaussian’ (BG) wavefunction of the form

$$\begin{aligned} \phi_\lambda^{\text{BG}}(r, z) = \mathcal{N}_\lambda 4[z(1-z)]^{b_\lambda} \sqrt{2\pi R_\lambda^2} \exp\left(\frac{m_f^2 R_\lambda^2}{2}\right) \exp\left(-\frac{m_f^2 R_\lambda^2}{8[z(1-z)]^{b_\lambda}}\right) \\ \times \exp\left(-\frac{2[z(1-z)]^{b_\lambda} r^2}{R_\lambda^2}\right) \end{aligned} \quad (3.1)$$

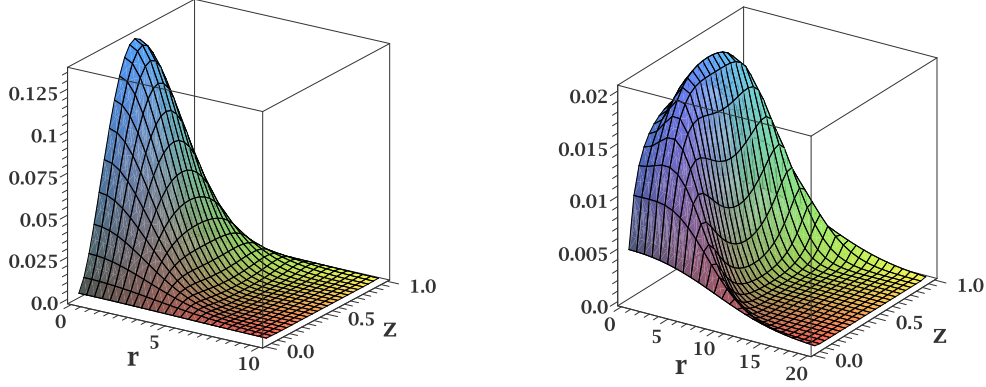
was used. This wavefunction is a simplified version of that proposed originally by Nemchik, Nikolaev, Predazzi and Zakharov [13].

In Ref. [12], it was assumed that  $b_\lambda = 1$  and that  $R_L = R_T = R$ . The leptonic decay width constraints and the normalization conditions fix  $R$  and  $\mathcal{N}_\lambda$  (i.e.  $R^2 = 12.3 \text{ GeV}^{-2}$ ), leaving no free parameters. In fact there are four constraints for three free parameters and one can regard one of the two decay constant constraints as a prediction of the model. Predictions can then be made for the  $\rho$ -meson photoproduction cross section. This procedure leads to reasonable agreement with the old HERA data on the light vector mesons [12] and also for the heavier  $J/\Psi$  [14]. However, it is not able to accommodate the most recent HERA data on  $\rho$  production. Comparison with the HERA data leads to a  $\chi^2/\text{data}$  point of 234/75. For comparison with our later results, the longitudinal and transverse BG light-cone wavefunctions are shown in Figure 1.

The poor agreement with data is considerably improved by allowing  $b_\lambda$  and  $R_\lambda$  to vary freely.<sup>3</sup> Specifically, we fit to the photoproduction total cross section,<sup>4</sup> the longitudinal-to-transverse cross section ratio and to the electronic decay constant data. To ensure that we fit in the diffractive region, we exclude those data points with  $W \leq 60$  GeV. We fit to

<sup>3</sup>Allowing only  $R_\lambda$  to vary does not much improve the fit.

<sup>4</sup>We rescale the H1 and ZEUS data by 0.95, which is consistent with the experimental uncertainty in the overall normalisation of the data [5, 6].



**Figure 1:** The modulus squared of the longitudinal (left) and transverse (right) ‘Boosted Gaussian’ light-cone wavefunctions from Ref. [12].

the most recent data from H1 [6] and ZEUS [5]. In addition, we include the earlier HERA data [15–18] when they are in a kinematic region not covered by the latest data. This selected data set comprises 39 data points from ZEUS (32 points for the total cross section and 7 points for the longitudinal-to-transverse cross section ratio) and 36 data points from H1 (27 points for the total cross section and 9 points for the longitudinal-to-transverse cross section ratio). To these, we add two (equal) data points for the decay constant:  $f_\rho = f_\rho^L = f_\rho^T$  [10], giving a total of 77 data points. The result is a  $\chi^2/\text{degree of freedom}$  equal to 86/73 and the corresponding best-fit parameters are listed in Table 1. The results of this fit can be seen as the dotted lines in Figures 2 and 3, where the poor agreement at  $Q^2 = 0$  is to be noted.

**Boosted Gaussian fit**

Free parameter	Fitted value
$R_L^2$	26.77 GeV <sup>-2</sup>
$R_T^2$	45.83 GeV <sup>-2</sup>
$b_L$	0.5694
$b_T$	0.5761

**Table 1:** The parameters corresponding to the BG fit of Eq. (3.1). The  $\chi^2/\text{degree of freedom}$  is equal to 86/73.

We can further improve the quality of fit (especially at  $Q^2 = 0$ ) by allowing for additional end-point enhancement in the meson wavefunctions, i.e. using a scalar wavefunction of the form

$$\phi_\lambda(r, z) = \phi_\lambda^{\text{BG}}(r, z) \times [1 + c_\lambda \xi^2 + d_\lambda \xi^4] \quad (3.2)$$

where  $\xi = 2z - 1$ . We find a preference for enhancement only in the wavefunction for

transversely polarized mesons, i.e. the data prefer  $c_L = d_L = 0$ , which is not surprising since  $\sigma_L$  vanishes at  $Q^2 = 0$ . The new fit lowers the  $\chi^2/\text{degree of freedom}$  to 69/71. The resulting fitted parameters are listed in Table 2 and the corresponding cross section predictions appear as the solid lines in Figures 2 and 3.

**Best fit**

Free parameter	Fitted value
$R_L^2$	26.85 GeV <sup>-2</sup>
$R_T^2$	27.83 GeV <sup>-2</sup>
$b_L$	0.5636
$b_T$	0.7460
$c_T$	0.5491
$d_T$	1.430

**Table 2:** The parameters corresponding to the BG fit with additional end-point enhancement in the transverse wavefunction, i.e. Eq. (3.2). The  $\chi^2/\text{degree of freedom}$  is equal to 69/71.

In Figure 4, we show the wavefunctions corresponding to the improved fit. Compared to Figure 1, the end-point enhancement is quite distinctive. Figure 5 shows the wavefunctions for both fits (the solid and dashed curves) at  $r = 0$ , plotted as a function of  $z$ . Note that they are almost indistinguishable from each other in the longitudinal case. For comparison, also shown on this figure is the result of the original BG parameterization [12]: it gives the dotted curves.

The extent to which the data require any additional end-point enhancement should be set in context since the  $Q^2 \rightarrow 0$  limit suffers from the greatest theoretical uncertainty. For example, we characterize non-perturbative effects in the photon wavefunction through a single parameter (the quark mass) and it is unclear how a more sophisticated treatment would affect our conclusions. Moreover, it is also possible to improve the quality of fit to the data without appealing to Eq. (3.2) by increasing the value of the diffractive slope,  $B$ , at  $Q^2 = 0$ . Specifically, we achieved a  $\chi^2/\text{degree of freedom}$  of 76/73 after increasing  $B$  by 15% at  $Q^2 = 0$  relative to the value determined by Eq. (1.3).

We note that both our fits indicate that the data prefer a transverse wavefunction with enhanced contributions at  $z \rightarrow 0, 1$ . This conclusion is valid regardless of the uncertainties on the forward slope parameter.

Finally, we should remark that it is possible to lower the  $\chi^2$  of the fit still further if we are prepared to rescale the data downwards by more than 5%. For example, rescaling down by 12% leads to a  $\chi^2/\text{degree of freedom}$  equal to 58/71. The dashed curve in Figure 6 confirms that the corresponding wavefunction is not much different from the one obtained by rescaling the data down by 5%.

## 4. Conclusions

The dipole model of diffractive photoproduction has been used successfully to describe a

large body of data [14]. In this paper we have used it, together with accurate data on  $\rho$ -meson photoproduction collected at the HERA collider [5, 6], in order to extract the  $\rho$  meson's light-cone wavefunction. The data require qualitatively different behaviour for the two meson polarizations. In particular, there is evidence for an enhancement of the end-point contributions to the wavefunction for transversely polarized mesons.

## 5. Acknowledgements

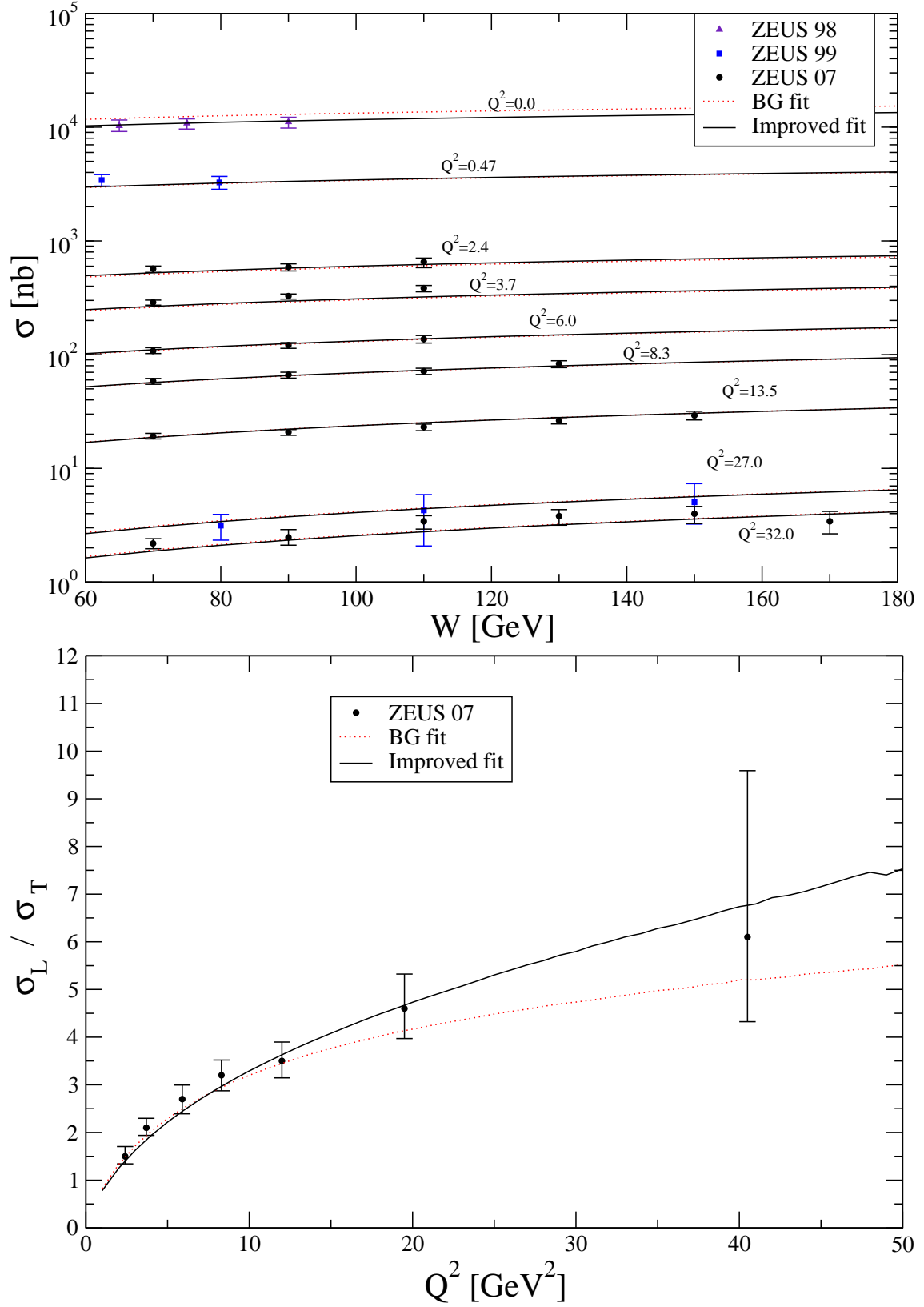
We thank Aharon Levy, Paul Newman and Mike Seymour for helpful discussions. R.S. acknowledges the hospitality of the Particle Physics Group of the University of Manchester where parts of this work were carried out. We also thank the UK's STFC for financial support.

## References

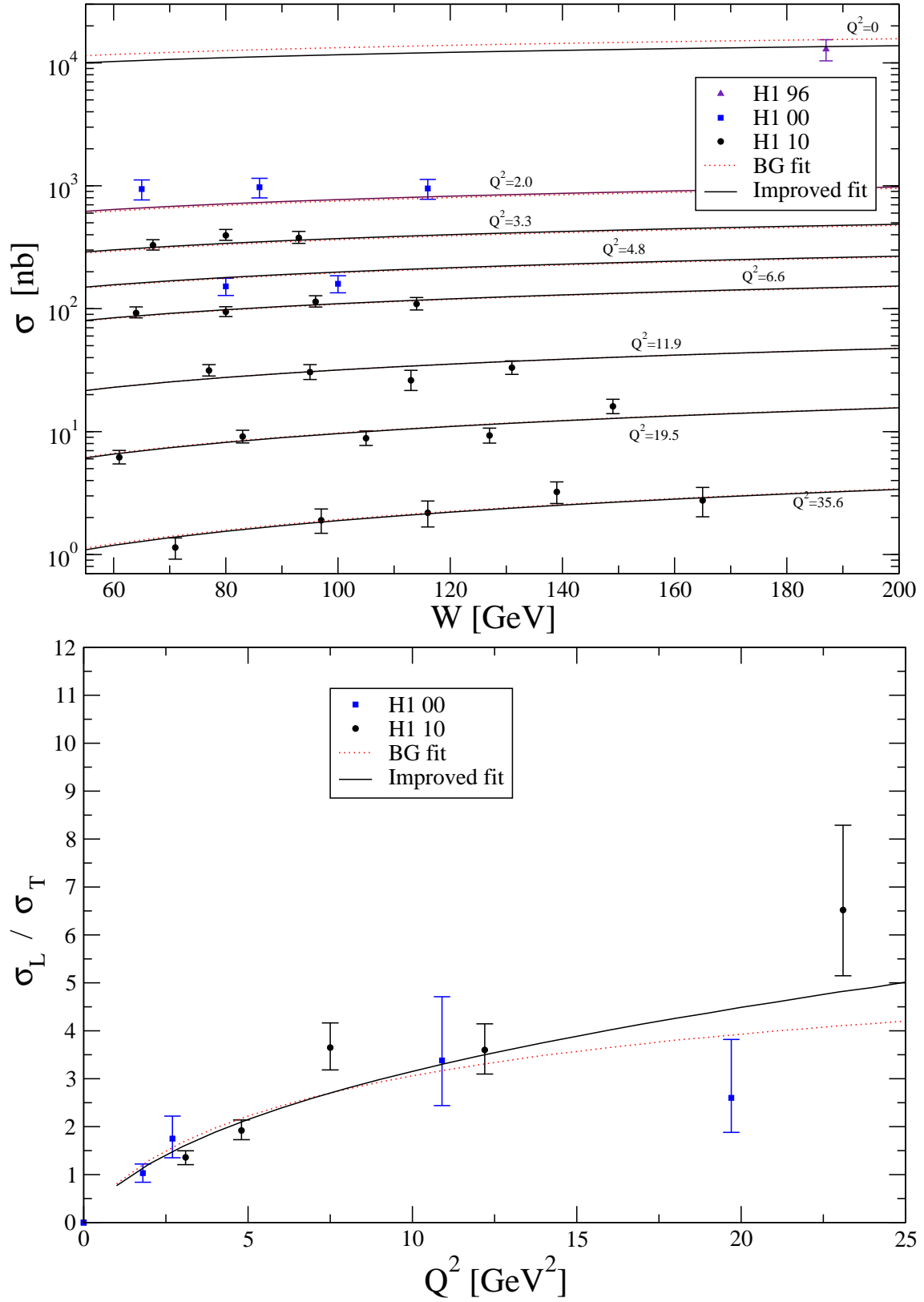
- [1] N. N. Nikolaev and B. G. Zakharov, *Colour transparency and scaling properties of nuclear shadowing in deep inelastic scattering*, *Z. Phys.* **C49** (1991) 607–618.
- [2] N. Nikolaev and B. G. Zakharov, *Pomeron structure function and diffraction dissociation of virtual photons in perturbative QCD*, *Z. Phys.* **C53** (1992) 331–346.
- [3] A. H. Mueller, *Soft gluons in the infinite momentum wave function and the BFKL pomeron*, *Nucl. Phys.* **B415** (1994) 373–385.
- [4] A. H. Mueller and B. Patel, *Single and double BFKL pomeron exchange and a dipole picture of high-energy hard processes*, *Nucl. Phys.* **B425** (1994) 471–488, [[hep-ph/9403256](#)].
- [5] **ZEUS** Collaboration, S. Chekanov *et. al.*, *Exclusive  $\rho^0$  production in deep inelastic scattering at HERA*, *PMC Phys.* **A1** (2007) 6, [[arXiv:0708.1478](#)].
- [6] The H1 Collaboration, *Diffraction Electroproduction of  $\rho$  and  $\phi$  Mesons at HERA*, *JHEP* **05** (2010) 032, [[arXiv:0910.5831](#)].
- [7] J. R. Forshaw and G. Shaw, *Gluon saturation in the colour dipole model?*, *JHEP* **12** (2004) 052, [[hep-ph/0411337](#)].
- [8] G. P. Lepage and S. J. Brodsky, *Exclusive Processes in Perturbative Quantum Chromodynamics*, *Phys. Rev.* **D22** (1980) 2157.
- [9] H. G. Dosch, T. Gousset, G. Kulzinger, and H. J. Pirner, *Vector meson leptonproduction and nonperturbative gluon fluctuations in QCD*, *Phys. Rev.* **D55** (1997) 2602–2615, [[hep-ph/9608203](#)].
- [10] G. Kulzinger, H. G. Dosch, and H. J. Pirner, *Diffraction photo- and leptonproduction of vector mesons  $\rho$ ,  $\rho'$  and  $\rho''$* , *Eur. Phys. J.* **C7** (1999) 73–86, [[hep-ph/9806352](#)].
- [11] **Particle Data Group** Collaboration, C. Amsler *et. al.*, *Review of particle physics*, *Phys. Lett.* **B667** (2008) 1 and 2009 partial update for the 2010 edition.
- [12] J. R. Forshaw, R. Sandapen, and G. Shaw, *Colour dipoles and  $\rho$ ,  $\phi$  electroproduction*, *Phys. Rev.* **D69** (2004) 094013, [[hep-ph/0312172](#)].
- [13] J. Nemchik, N. N. Nikolaev, E. Predazzi, and B. G. Zakharov, *Color dipole phenomenology of diffraction electroproduction of light vector mesons at HERA*, *Z. Phys.* **C75** (1997) 71–87, [[hep-ph/9605231](#)].

- [14] J. R. Forshaw, R. Sandapen, and G. Shaw, *Further success of the colour dipole model*, *JHEP* **11** (2006) 025, [[hep-ph/0608161](#)].
- [15] **H1** Collaboration, C. Adloff *et. al.*, *Elastic electroproduction of  $\rho$  mesons at HERA*, *Eur. Phys. J.* **C13** (2000) 371–396, [[hep-ex/9902019](#)].
- [16] **H1** Collaboration, S. Aid *et. al.*, *Elastic Photoproduction of  $\rho^0$  Mesons at HERA*, *Nucl. Phys.* **B463** (1996) 3–32, [[hep-ex/9601004](#)].
- [17] **ZEUS** Collaboration, J. Breitweg *et. al.*, *Exclusive electroproduction of  $\rho^0$  and  $J/\psi$  mesons at HERA*, *Eur. Phys. J.* **C6** (1999) 603–627, [[hep-ex/9808020](#)].
- [18] **ZEUS** Collaboration, J. Breitweg *et. al.*, *Elastic and proton dissociative  $\rho^0$  photoproduction at HERA*, *Eur. Phys. J.* **C2** (1998) 247–267, [[hep-ex/9712020](#)].

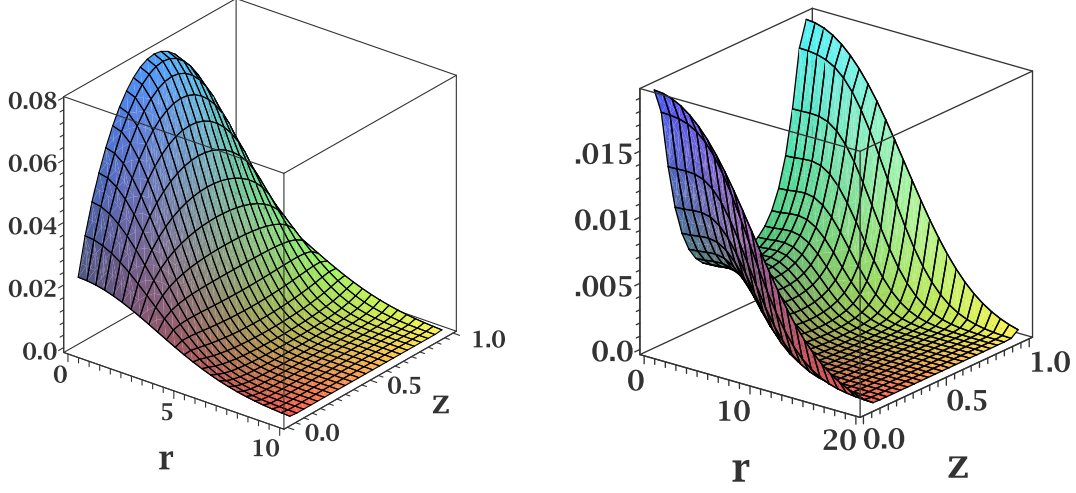




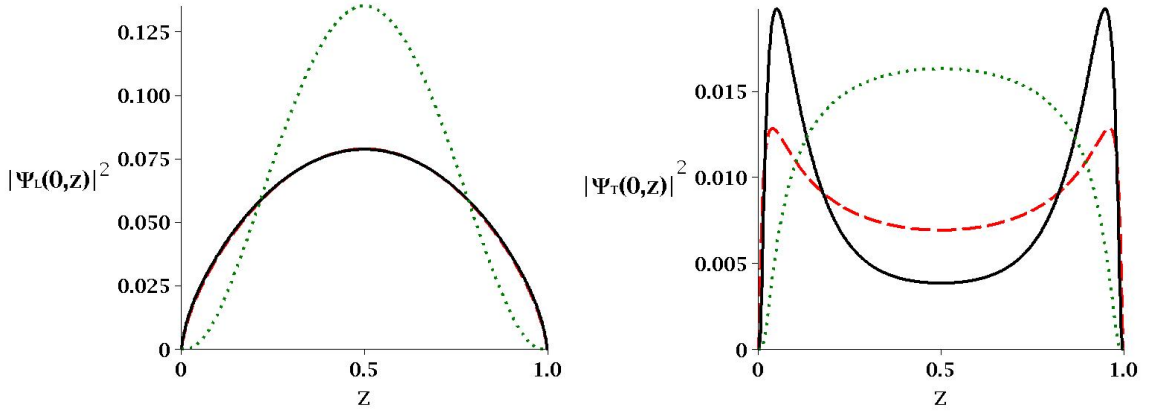
**Figure 2:** Comparison to the ZEUS data. The  $\sigma_L/\sigma_T$  data are at  $W = 90$  GeV.



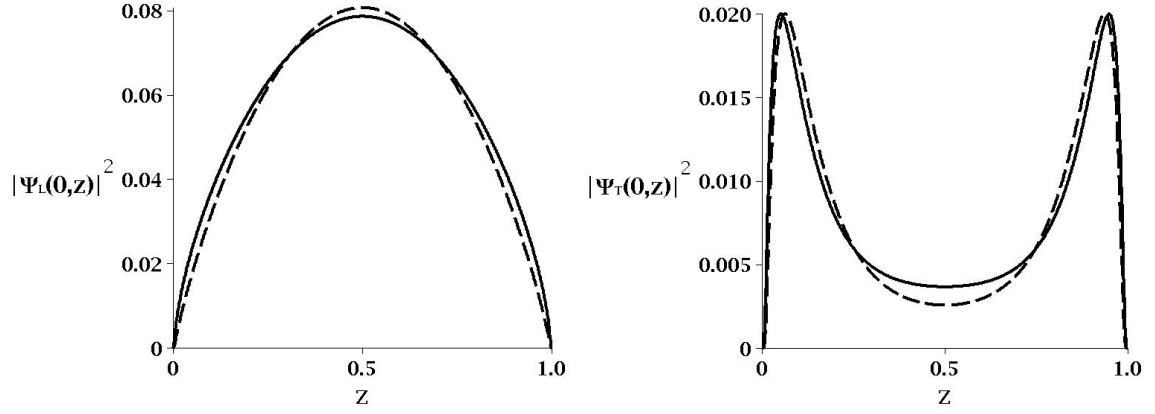
**Figure 3:** Comparison to the H1 data. The  $\sigma_L/\sigma_T$  data are at  $W = 75$  GeV.



**Figure 4:** The longitudinal (left) and transverse (right) light-cone wavefunctions squared corresponding to the BG fit with additional end-point enhancement in the transverse wavefunction.



**Figure 5:** The longitudinal (left) and transverse (right) light-cone wavefunctions squared corresponding to the BG fits with (solid) and without (dashed) additional end-point enhancement in the transverse wavefunction. The BG parameterization of Ref. [12] is also shown as the dotted curve. All curves evaluated at  $r = 0$ .



**Figure 6:** The longitudinal (left) and transverse (right) light-cone wavefunctions squared corresponding to the BG fits with additional end-point enhancement in the transverse wavefunction. The solid and dashed curves are extracted after rescaling the data down by 5% and 12% respectively. Both curves evaluated at  $r = 0$ .