

Tunneling Conductance of The Graphene SNS Junction with a Single Localized Defect

Dima Bolmatov* and Chung-Yu Mou

Department of Physics, National Tsing Hua University, Hsinchu 300, Taiwan

National Center for Theoretical Sciences, Hsinchu 300, Taiwan

Abstract

We study the electronic transport in a graphene-based superconductor-normal(graphene)-superconductor (SNS) junction by use of the Dirac-Bogoliubov-de Gennes equation. We consider the properties of tunneling conductance through an undoped strip of graphene with heavily doped superconducting electrodes in the dirty limit $l_{def} \ll L \ll \xi$. We find that spectrum of Andreev bound states are modified in the presence of single localized defect in the bulk. The minimum tunneling conductance remains the same and this result doesn't depend on the actual location of the imperfection.

* e-mail: bolmat@phys.nthu.edu.tw

I. INTRODUCTION

Graphene, namely a monolayer of graphite, is formed by carbon atoms on a two-dimensional honeycomb lattice. In graphene, due to its unique band structure whose valence and conductance bands touch at two inequivalent Dirac points (often referred to as K and K') of the Brillouin zone, the electrons around the Fermi level obey the massless relativistic Dirac equation which results in the linear energy dispersion relation. Recent exciting developments in transport experiments on graphene has stimulated theoretical studies of superconductivity phenomena in this material, which has been recently fabricated [1, 2]. A number of unusual features of superconducting state have been predicted, which are closely related to the Dirac-like spectrum of normal state excitation[3, 4]. In particular, the unconventional normal electron dispersion has been shown to result in a nontrivial modification of Andreev reflection and Andreev bound states in Josephson junctions with superconducting graphene electrodes[5–7].

Other interesting consequences of the existence of Dirac-like quasiparticles can be understood by studying superconductivity in graphene[8–12]. It has been suggested that superconductivity can be induced in graphene layer in the presence of a superconducting electrode near it via proximity effect [13–15].

In this work, we study Josephson effect and find bound state in graphene for tunneling SNS junction with the presence of a single localized defect[16]. In this study, we shall concentrate on SNS junction with normal region thickness $L \ll \xi$, where ξ is the superconducting coherence length, and width W which has an applied gate voltage U across the normal region[17, 18]. In the frame of the dirty limit $l_{def} \ll L \ll \xi$ considered by Kulik and Omelyanchuk we investigate tunneling conductance in SNS junction with presence a single localized defect and find that Andreev levels are modified, the minimum tunneling conductance remains the same[19–21].

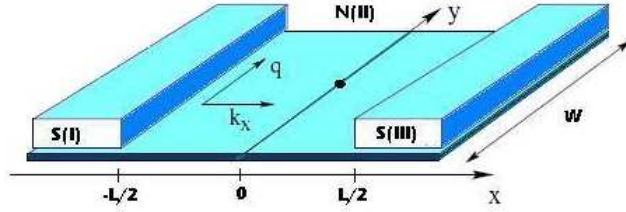


FIG. 1: A graphene undoped ribbon is contacted by two superconducting leads. The charge carriers tunnel from one lead to another via multiple tunneling states formed in the graphene strip. A defect placed inside the strip.

II. TUNNELING CONDUCTANCE OF THE GRAPHENE SUPERCONDUCTOR/NORMAL/SUPERCONDUCTOR JUNCTION WITH A SINGLE LOCALIZED DEFECT

We consider a SNS junction with a single localized defect which is involved in a graphene sheet of width W lying in the $x - y$ plane extends from $x = -L/2$ to $x = L/2$ while the superconducting region occupies $|x| > L/2$ (see Fig. 1). The SNS junction can then be described by the Dirac-Bogoliubov-de-Gennes (DBdG) equations[22],

$$\begin{pmatrix} H_s - E_F + U & \Delta \\ \Delta^* & E_F - U - H_s \end{pmatrix} \psi_s = \epsilon \psi_s$$

Here, $\psi_s = (\psi_{As}, \psi_{Bs}, \psi_{A\bar{s}}^*, -\psi_{B\bar{s}}^*)$, $\psi = (u_1, u_2, v_1, v_2)$ are the 4 component wave functions for the electron and hole spinors, the index s denote K or K' for electrons or holes near K and K' points, \bar{s} takes values $K(K')$ for $s = K(K')$, E_F denotes the Fermi energy, A and B denote the two inequivalent sites in the hexagonal lattice of graphene, and the Hamiltonian H_s is given by

$$H_s = -i\hbar v_F [\sigma_x \partial_x + \text{sgn}(s) \sigma_y \partial_y] \quad (1)$$

In Eq. 1, v_F denotes the Fermi velocity of the quasiparticles in graphene and $\text{sgn}(s)$ takes values \pm for $s = K(K')$. The 2×2 Pauli matrices σ_i act on the sublattice index. The excitation energy $\epsilon > 0$ is measured relative to the Fermi level (set at zero). The electrostatic potential U and pair potential Δ have step function profiles, as in the case of a semiconductor

two-dimensional electron gas [23–25],

$$U(x) = \begin{cases} -U, & \text{if } x < -L/2, \\ 0, & \text{if } |x| < L/2, \\ -U, & \text{if } x > L/2. \end{cases}$$

$$\Delta(x) = \begin{cases} \Delta_0 \exp(i\phi/2), & \text{if } x < -L/2, \\ 0, & \text{if } |x| < L/2, \\ \Delta_0 \exp(-i\phi/2), & \text{if } x > L/2. \end{cases}$$

The reduction of the order parameter $\Delta(x)$ in the superconducting region on approaching the SN interface is neglected; i.e., we approximate parameter $\Delta(x)$ as we've done it above. As discussed by Likharev [26], this approximation is justified if the weak link has length and width much smaller than ξ . There is no lattice mismatch at the NS interface, so the honeycomb lattice of graphene is unperturbed at the boundary, the interface is smooth and impurity free.

Solving the DBdG equations, we gain the wave-functions in the superconducting and the normal regions. In region $I(III)$, for the DBdG quasiparticles moving along the $\pm x$ direction with a transverse momentum $k_y = q$ and energy ϵ , the wave-functions are given by

$$\Psi^+ = \exp(iqy + ik_s x + \kappa m x) \begin{pmatrix} \exp(-im\beta) \\ \exp(i\gamma - im\beta) \\ \exp(-im\phi/2) \\ \exp(i\gamma - im\phi/2) \end{pmatrix}$$

$$\Psi^- = \exp(iqy - ik_s x + \kappa m x) \begin{pmatrix} \exp(im\beta) \\ \exp(-i\gamma + im\beta) \\ \exp(-im\phi/2) \\ \exp(-i\gamma - im\phi/2) \end{pmatrix}$$

The parameters β , γ , k_0 , κ are defined by $\beta = \arccos(\epsilon/\Delta_0)$, $\gamma = \arcsin[\hbar v_F q / (U_0 + E_F)]$, $k_s = \sqrt{(U_0 + E_F)^2 / (\hbar v_F)^2 - q^2}$, $\kappa = (U_0 + E_F)\Delta_0 \sin(\beta) / (\hbar^2 v_F^2 k_s)$ and $m = \pm$ denotes region $I(III)$, $m = +$ for I and $m = -$ for III correspondently. Further we assumed that the Fermi wave length λ'_F in the superconducting region much smaller than the wave length λ_F in the normal region and $U_0 \gg E_F, \epsilon$. Since $|q| \leq E_F / \hbar v_F$, this regime of a heavily doped superconductor corresponds to the limits $\gamma \rightarrow 0$, $k_s \rightarrow U_0 / \hbar v_F$, $\kappa \rightarrow (\Delta_0 / \hbar v_F) \sin(\beta)$.

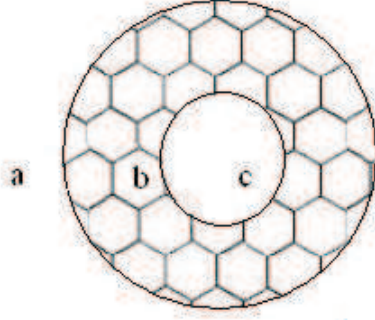


FIG. 2: The normal region II is divided by three areas a, b, c . The DBdG equations are solved for area b and determined by the "infinite mass" boundary conditions induced by $V(r) \rightarrow +\infty$ in a and c areas correspondently.

The region II consists of three areas: a, b, c (see Fig. 2). We solve the DBdG equations for the area b , while area c is the area where placed defect and area a would be extended and matched with superconducting regions. The two valleys $s \pm$ decouple, and we can solve equations separately for each valley, $H_s \psi_s = (\epsilon + sE_F) \psi_s$, $H_s = H_0 + sV(r)\sigma_z$. The term proportional to σ_z in Hamiltonian is a mass term confining the Dirac electrons in the area b . Rewrite the Hamiltonian in the cylindrical coordinates and since H_s commutes with $J_z = l_z + \frac{1}{2}\sigma_z$, its electron-eigenspinors ψ_e are eigenstates of J_z [27],

$$\Psi_e(r, \alpha) = \begin{pmatrix} \exp(id(n - 1/2)\alpha) J_{d(n-1/2)}(k(\epsilon)r) \\ \exp(id(n + 1/2)\alpha) J_{d(n+1/2)}(k(\epsilon)r) \end{pmatrix}$$

with eigenvalues n , where n is a half-odd integer, $n = d\frac{1}{2}, d\frac{3}{2}, \dots$ and $J_{d(n-1/2)}(k(\epsilon)r)$ is the Bessel function of $(n - 1/2)$ order. In the $x - y$ plane d denotes moving direction of correspondent quasiparticle, $d = +$ for the quasiparticle moving toward $x = L/2$ and $d = -$ for the quasiparticle moving toward $x = -L/2$ direction correspondently. Further we are interested in to find zero energy states[15]. In this case the DBdG equations posses a general symmetry with respect to the change in the sign of energy

$$\epsilon \rightarrow -\epsilon, \quad i\hat{\sigma}_y \hat{u}^* \rightarrow \hat{v}, \quad i\hat{\sigma}_y \hat{v}^* \rightarrow -\hat{u}, \quad (2)$$

where we denote $\hat{u} = (u_1, u_2)$ and $\hat{v} = (v_1, v_2)$. Thus, for a set of zero modes (\hat{u}_i, \hat{v}_i) enumerated by a certain index i we should have,

$$\hat{v}_i = i\hat{\sigma}_y \hat{u}_j^*, \quad \hat{u}_i = -i\hat{\sigma}_y \hat{v}_j^*. \quad (3)$$

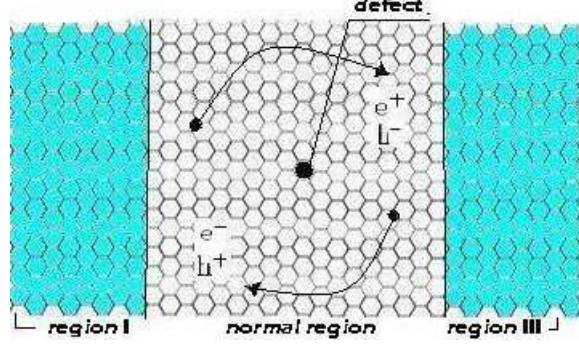


FIG. 3: Scheme of graphene SNS junction with a single impurity which is placed inside the strip of the region *II*.

In the same manner as for electron hole-spinors have form

$$\Psi_h(r, \alpha) = \begin{pmatrix} -\exp(id(n+1/2)\alpha') J_{d(n+1/2)}(k'(\epsilon)r) \\ \exp(id(n-1/2)\alpha') J_{d(n-1/2)}(k'(\epsilon)r) \end{pmatrix}$$

with the definitions

$$\alpha(\epsilon) = \arcsin[\hbar v_F q / (\epsilon + E_F)], \quad \alpha'(\epsilon) = \arcsin[\hbar v_F q / (\epsilon - E_F)], \quad (4)$$

$$k(\epsilon) = (\hbar v_F)^{-1}(\epsilon + E_F) \cos(\alpha), \quad k'(\epsilon) = (\hbar v_F)^{-1}(\epsilon - E_F) \cos(\alpha), \quad (5)$$

The angle $\alpha \in (-\pi/2, \pi/2)$ is the angle of incidence of the electron (having longitudinal wave vector k), and α' is the reflection angle of the hole (having longitudinal wave vector k') [28, 29]. To obtain an analytical approximation of the spectrum, we use the asymptotic form of the Bessel functions for large r . This indeed is the desired limit as $r k(\epsilon) \approx r_{def} k(\epsilon) \propto r_{def}/L \ll 1$, where r_{def} is the defect radius (the radius of the area c) and determine for all eigenvalues $n = d\frac{1}{2}$. In this limit we impose the "infinite mass" boundary conditions at $y = 0, W$, for which $q_n = (n+1/2)\pi/W$ in the area b with $V(r) \rightarrow +\infty$ in the a and c areas consequently. Half-odd integer values n reflect the π Berry's phase of closed size of a single localized defect in graphene.

To obtain the subgap ($\epsilon < \Delta_0$) Andreev bound states, we now impose the boundary conditions at the graphene. The wave-functions in the superconducting and normal regions can be constructed as

$$\Psi_I = a_1 \psi_I^+ + b_1 \psi_I^-, \quad \Psi_{III} = a_2 \psi_I^+ + b_2 \psi_I^-, \quad (6)$$

$$\Psi_{II} = a \psi_{II}^{e+} + b \psi_{II}^{e-} + c \psi_{II}^{h+} + d \psi_{II}^{h-}. \quad (7)$$

where $a_1(b_1), a_2(b_2)$ are the amplitudes of right and left moving DBdG quasiparticles in region $I(III)$ and $a(b)$ and $c(d)$ are the amplitudes of right(left) moving electrons and holes, respectively, in the normal region[5]. These wave functions must satisfy the boundary conditions,

$$\Psi_I|_{x=-L/2} = \Psi_{II}|_{x=-L/2}, \quad \Psi_{II}|_{x=L/2} = \Psi_{III}|_{x=L/2}. \quad (8)$$

Since the wave vector k_y parallel to the NS interface and different wave vectors in the y -direction are not coupled, we may solve the problem for a given $k_y = q$ and we can consider each transverse mode separately. To leading order in the small parameter $\Delta_0 L / \hbar v_F$ we may substitute $\alpha(\alpha') \rightarrow \alpha(0)$, $k(\epsilon)(k'(\epsilon)) \rightarrow k(0)$. After some algebra we obtain equation

$$\cos(2\beta) \left\{ \frac{\sin^2(kL) - \cos^2(kL) \sin^2(\alpha)}{\cos^2(kL) \cos^2(\alpha) - 1} \right\} - \sin(2\beta) \left\{ \frac{\cos(kL) \sin(kL) \sin(\alpha)}{\cos^2(kL) \cos^2(\alpha) - 1} \right\} = \cos(\phi) \quad (9)$$

Eq. 9 differs from equation obtained for SNS junction without a single defect. Eliminating second term in Eq. 9 we could immediately yield reduction of the equation and it earns a essential form for weak SNS junctions[15]. The solution of Eq. 9 is a single bound state per mode,

$$\epsilon_n = \Delta_0 \sqrt{\frac{2}{A^2 + B^2} (-2CA^2 - B^2 + B\sqrt{1 - 4CA^2(C + 1)})} \quad (10)$$

where

$$A = \frac{\sin^2(k_n L) - \cos^2(k_n L) \sin^2(\alpha)}{\cos^2(k_n L) \cos^2(\alpha) - 1}, \quad B = \frac{\cos(k_n L) \sin(k_n L) \sin(\alpha)}{\cos^2(k_n L) \cos^2(\alpha) - 1} \quad (11)$$

$$C = \frac{1}{2} + \frac{1}{\tau_n} \left(\frac{1}{2} - \sin^2\left(\frac{\phi}{2}\right) \right), \quad \tau_n = \frac{\cos^2(k_n L) \cos^2(\alpha) - 1}{\cos^2(k_n L) \cos^2(\alpha) - \cos(2k_n L)}, \quad (12)$$

We don't have a simple analytic expression for the ϕ -dependence but we obtained modified Andreev levels with the presense a single localized defect in the bulk. The conductance of the graphene strip is expressed through the transmission probability by the Landauer formula,

$$G = g_0 \sum_{n=0}^{n(\mu)} \tau_n, \quad g_0 = 4e^2/h, \quad (13)$$

where $n(\mu) \gg 1$ is given by $n(\mu) = \text{Int}(k_n W / \pi + 1/2)$. Substitution transmission probability into Eq. 13 gives the conductance versus Fermi energy (see in Fig. 3, Fig. 4). The result for the minimal conductivity agrees with other calculations[30–32], which start from an unbounded disordered system and then take the limit of infinite mean free path l . There is no geometry dependence if the limits are taken in that order.

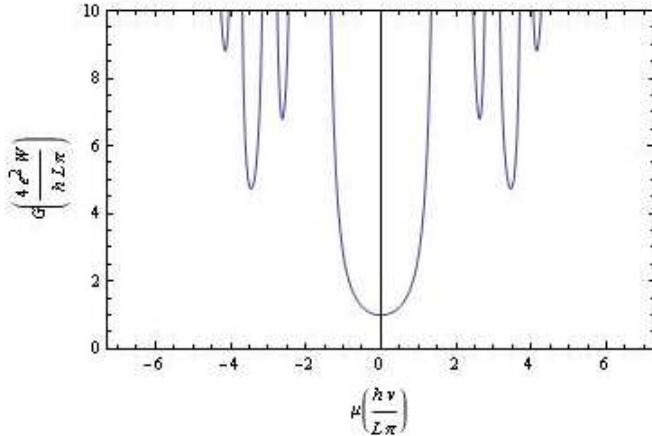


FIG. 4: Tunneling conductance of the graphene SNS junctions with a single localized defect versus Fermi energy, calculated from Eq. 12. The tunneling conductance exhibits oscillatory behavior.

III. SUMMARY

In the conclusion, we have shown that tunneling conductance of the graphene SNS junction with a single localized defect has a nonzero minimal value if the Fermi level is tuned to the point of zero carrier concentration. We have demonstrated that the tunneling conductance exhibits oscillatory behavior. Andreev levels are modified, the minimum tunneling conductance remains the same and this result doesn't depend on the actual location of the imperfection. The consideration of tunneling conductance of SNS junctions with multiple defects is the subject of forthcoming article.

IV. ACKNOWLEDGMENTS

Authors are very indebted to Prof. H.H. Lin for stimulating discussions and thank anonymous referees for valuable and credible comments. We acknowledge support from the National Center for Theoretical Sciences in Taiwan.

-
- [1] K.S. Novoselov, A.K. Geim, S.V. Morozov, D. Jiang, M.I. Katsnelson, I.V. Grigorieva, S.V. Dubonos, and A.A. Firsov, Nature 438, 197 (2005).
- [2] Y. Zhang, Y.-W. Tan, H.L. Stormer, and P.Kim, Nature 438, 201 (2005).

- [3] W. J. Beenakker and H. van Houten, Phys. Rev. Lett. 66, 3056 (1991).
- [4] Q.-H. Wang and D.-H. Lee, Phys. Rev. B 67, 20511 (2003).
- [5] M. Maiti and K. Sengupta, Phys. Rev. B 76, 054513 (2007).
- [6] P. Ghaemi, Fa Wang, and Ashvin Vishwanath, Phys. Rev. Lett. 102, 157002 (2009).
- [7] Dima Bolmatov, Chung-Yu Mou, Physica B: Condensed Matter 405, 2896-2899 (2010).
- [8] H.H. Lin, T. Hikihara, H.T. Jeng, B.L. Huang, and C.Y. Mou, X. Hu, Phys. Rev. B 79, 035405 (2009).
- [9] D.V. Khveshchenko, J. Phys.: Condens. Matter 21, 075303 (2009).
- [10] I.L. Aleiner, D.E. Kharzeev, and A.M. Tsvelik, Phys. Rev. B 76, 195415 (2007).
- [11] A.F. Morpurgo, F. Guinea, Phys. Rev. Lett. 97, 196804 (2006).
- [12] M.M. Fogler, D.S. Novikov, and B.I. Shklovskii, Phys. Rev B 76, 233402 (2007).
- [13] C.V.J. Beenakker, Phys. Rev. Lett. 97, 067007 (2006).
- [14] A.F. Volkov, P.H.C. Magnee, B.J. van Wees, and T.M. Klapwijk, Physica C 242, 261 (1995).
- [15] M. Titov and C.W.J. Beenakker, Phys. Rev. B 74, 041401(R)(2006).
- [16] B.L. Huang, C.Y. Mou, EPL 88, 68005 (2009); D. Bolmatov, Chung-Yu Mou, JETP 110, 612-616 (2010).
- [17] S.T. Wu and C.Y. Mou, Phys. Rev. B 67, 024503 (2003).
- [18] E. Zhao and J.A. Sauls, Phys. Rev. Lett. 98, 206601 (2007).
- [19] I.O. Kulik and A. Omelyanchuk, JETP Lett. 21, 96 (1975); Sov.Phys. JETP 41, 1071 (1975).
- [20] A.F. Andreev, Zh. Eksp. Teor. Fiz. 46, 1823 (1964).
- [21] P.A. Lee, Phys. Rev. Lett. 71, 1887 (1993).
- [22] C.W.J. Beenakker, cond-mat/0604594.
- [23] A.F. Volkov, P.H.C. Magnee, B.J. van Wees, and T.M. Klapwijk, Physica C 242, 261 (2006).
- [24] G. Fagas, G. Tkachov, A.Pfund, and K. Richter, Phys. Rev. B 71, 224510 (2005).
- [25] M.G. Vavilov, I.L. Aleiner, and L.I. Glazman, Phys. Rev. B 76, 115331 (2007).
- [26] A review of superconducting weak links is K. K. Likharev, Rev. Mod. Phys. 51, 101 (1979).
- [27] P. Recher, B. Trauzettel, A. Rycerz, Ya.M. Blanter, C.W.J. Beenakker, and A.F. Morpurgo, Phys. Rev. B 76, 235404 (2007).
- [28] Y. Asano, T. Yoshida, Y. Tanaka, and Alexander A. Golubov, Phys. Rev. B 78, 014514 (2008).
- [29] S. Bhattacharjee and K. Sengupta, Phys. Rev. Lett. 97, 217001 (2006).
- [30] A. W. W. Ludwig, M. P. A. Fisher, R. Shankar, and G.Grinstein, Phys. Rev. B 50, 7526

(1994).

[31] K. Ziegler, Phys. Rev. Lett. 80, 3113 (1998).

[32] N. M. R. Peres, F. Guinea, and A. H. Castro Neto, Phys. Rev. B 73, 125411 (2006).