

# New high magnetic field phase of the frustrated $S = 1/2$ chain compound $\text{LiCuVO}_4$

L. E. Svistov<sup>1,2</sup>, T. Fujita<sup>2</sup>, H. Yamaguchi<sup>2</sup>, S. Kimura<sup>2</sup>, K. Omura<sup>2</sup>,  
A. Prokofiev<sup>4</sup>, A. I. Smirnov<sup>1,5</sup>, Z. Honda<sup>3</sup> and M. Hagiwara<sup>2</sup>

<sup>1</sup>*P. L. Kapitza Institute for Physical Problems RAS, 119334 Moscow, Russia*

<sup>2</sup>*KYOKUGEN, Osaka University, Machikaneyama 1-3, Toyonaka 560-8531, Japan*

<sup>3</sup>*Graduate School of Science and Engineering, Saitama University,  
255 Shimo-okubo Saitama, Saitama 338-8570, Japan*

<sup>4</sup>*Institut für Festkörperphysik Technische Universität Wien, A-1040 Wien, Austria*

<sup>5</sup>*Moscow Institute for Physics and Technology, 141700, Dolgoprudny, Russia*

(Dated: April 11, 2018)

Magnetization of the frustrated  $S = 1/2$  chain compound  $\text{LiCuVO}_4$ , focusing on high magnetic field phases, is reported. Besides a spin-flop transition and the transition from a planar spiral to a spin modulated structure observed recently, an additional transition was observed just below the saturation field. This newly observed magnetic phase is considered as a spin nematic phase, which was predicted theoretically but was not observed experimentally. The critical fields of this phase and its  $\text{dM/dH}$  curve are in good agreement with calculations performed in a microscopic model (M. E. Zhitomirsky and H. Tsunetsugu, preprint, arXiv:1003.4096v2).

PACS numbers: 75.50.Ee, 76.60.-k, 75.10.Jm, 75.10.Pq

Unconventional magnetic orders and phases in frustrated quantum spin chains are attractive issues, because they appear under a fine balance of the exchange interactions and are sometimes caused by much weaker interactions or fluctuations.<sup>1-4</sup>

A kind of frustration in quasi one-dimensional (1D) magnets is provided by competing interactions when the intra-chain nearest neighbor (NN) exchange is ferromagnetic and the next-nearest neighbor (NNN) exchange is antiferromagnetic. This type of exchange results in the formation of bound magnon pairs in a high magnetic field near the saturation point.<sup>1,5,6</sup> The condensation of bound magnon pairs could provide a nematic spin ordering. Numerical investigations of frustrated chain magnets with different models<sup>7-9</sup> have, indeed, predicted a nematic ordering of transverse spin components at zero temperature in a magnetic field range close to the saturation field. The spin nematic phase was introduced phenomenologically<sup>10</sup> as a magnetic state with zero ordered spin components and nonzero spin correlations emerging via a second order phase transition. This spin ordering is analogous to the well known ordering of molecules in nematic phases of liquid crystals.<sup>11</sup> Besides the frustrated spin  $S = 1/2$  chains,  $S \geq 1$  systems with biquadratic exchange were proposed as potential nematics.<sup>12</sup> Nevertheless, the real spin nematics have not been found during a long period.

Recently a new analytical approach for the description of the high field magnetic phase of frustrated chains with a spin-nematic ordering was proposed.<sup>13</sup> The parameters of this curious phase were calculated from the representation of the condensate wave function in terms of the coherent bosonic states. A  $S = 1/2$  quasi 1D magnet with the competing interactions of the described type,  $\text{LiCuVO}_4$ , was analyzed as a potential spin nematic. For  $\text{LiCuVO}_4$ , the nematic phase was predicted to exist in the field interval of about 3 T below the saturation field. This work stimulated our high field magnetization mea-

surements on  $\text{LiCuVO}_4$  single crystals.

$\text{LiCuVO}_4$  crystallizes in an inverse spinel structure  $\text{AB}_2\text{O}_4$  with an orthorhombic distortion. Copper ions share the octahedral sites being arranged in chains directed along the  $b$ -axis. These chains are separated by the nonmagnetic ions of Li, V, O. The elementary cell contains four ions  $\text{Cu}^{2+}$  ( $S = 1/2$ ) (see Fig. 1). Neutron-diffraction experiments<sup>14</sup> indicate that in the ordered phase at  $T < T_N = 2.3$  K and  $H = 0$  an incommensurate planar spiral spin structure occurs with the wave vector  $k_{ic} = (0.468) \cdot 2\pi/b$  directed along the  $b$ -axis. The Curie-Weiss temperature is  $\Theta_{CW} = -15$  K. The ordered magnetic moments of  $\text{Cu}^{2+}$  ions lie within the  $ab$ -planes and amount to  $0.31\mu_B$  at  $T=1.6$  K. The strong reduction of the ordered component and a small value of  $T_N/\Theta_{CW}$  indicate a significant influence of quantum fluctuations and frustration on the ground state.

Inelastic neutron-scattering experiments<sup>15</sup> confirmed that the exchange interactions  $J_{1,2}$  within chains are dominant, and the NN and NNN intrachain exchange interactions are ferromagnetic and antiferromagnetic, respectively. It was shown that the incommensurate structure is due to these competing interactions. In addition, it was found that there is a ferromagnetic exchange between neighboring chains along the  $a$ -axis ( $J_3$ ), and an antiferromagnetic exchange link between different  $ab$ -planes ( $J_4$ ), which is almost five times smaller than  $J_3$ .

In a magnetic field  $H$ , consecutive magnetic phase transitions were observed.<sup>15-18</sup> Below 12 T, the magnetic phases were studied also by means of ESR and NMR techniques.<sup>16</sup> For  $H$  within the  $ab$ -plane, the first transition takes place at  $\mu_0 H_{c1} \approx 2.5$  T, being interpreted as a spin-flop reorientation of the spin spiral plane perpendicular to  $H$ .<sup>16</sup> At  $\mu_0 H_{c2} \approx 7$  T, there is a transition to a phase with the collinear spin-modulated structure. The spins in this phase are directed along the magnetic field. This ordering occurs only within separate  $ab$ -planes, and ad-

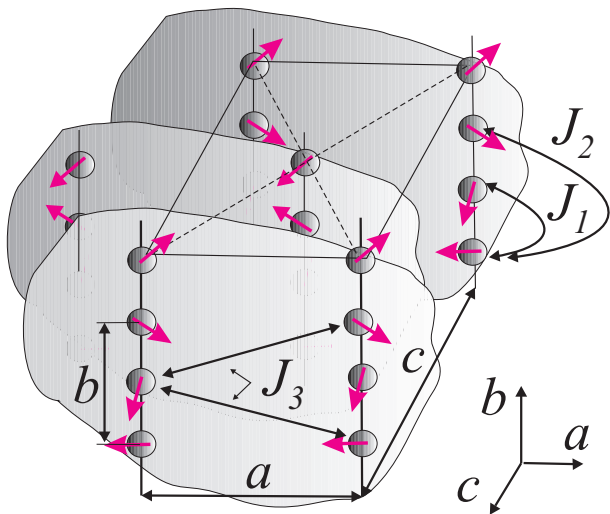


FIG. 1: (Colour online) Scheme of  $\text{Cu}^{2+}$  moments in the crystal structure of  $\text{LiCuVO}_4$ . Copper ions are marked by circles. Arrows constitute a helical spin structure at  $H = 0$  below  $T_N$  (Ref. 14).  $J_1, J_2$ , and  $J_3$  are main exchange integrals<sup>15</sup>. The exchange bonds  $J_1, J_2, J_3$  lie in shadowed planes, which are parallel to the  $ab$ -planes.

acent planes are not correlated.<sup>16,18</sup> A weak anisotropy of  $H_{c2}$  reveals an exchange nature of this transition. A possible mechanism of this transition was proposed in Refs. 7 and 9. Further, the saturation of the magnetization was ascribed to  $dM/dH$  anomalies observed at  $\mu_0 H \approx 40$  T and 45 T for the orientations  $H \parallel c$  and  $H \parallel a$ , respectively.<sup>15,17</sup> However, the true saturation, i.e. the transition to constant  $M$ , was not achieved there.

Single crystals of  $\text{LiCuVO}_4$  of several cubic millimeters were prepared as described in Ref. 19. The composition of samples is characterized by the relations:  $\text{Li}/\text{V} = 0.96 \pm 0.05$ ,  $\text{Li}/\text{Cu} = 0.95 \pm 0.04$ ,  $\text{Cu}/\text{V} = 0.99 \pm 0.01$ . Thus, the average composition is  $\text{Li}_{0.97}\text{CuVO}_4$ , which means a low concentration of vacancies in the Li-sublattice. This type of crystals has the unit cell parameter  $c = 8.745$  Å. The analysis of the quality of samples is discussed in Ref. 20. The samples used in the present work are from the batch 1 of Ref. 20. Magnetization curves in magnetic fields of up to 7 T were measured with a commercial SQUID magnetometer (Quantum Design MPMS-XL7). High field magnetization data were taken in magnetic fields of up to 55 T using a pulsed magnet at KYOKUGEN in Osaka University.<sup>21</sup>

Experimental  $dM/dH$  for  $H \parallel c$  curve and its field integral  $M(H)$  for  $H \parallel a, b, c$  are shown in Fig. 2. Each  $dM/dH$  curve demonstrates two sharp peaks at the fields  $H_{c2}, H_{c3}$  and a step at  $H_{sat}$ . A strong inflection is seen on the  $M(H)$  curve below the field  $H_{c3}$ . The lowest transition, marked as  $H_{c2}$ , occurs at  $H \approx 7$  T for all three field directions. This anomaly corresponds to the transition from a spiral to a collinear spin modulated phase described above. The field derivative of magnetization above  $H_{c2}$  is a bit smaller than that in the low field phase.

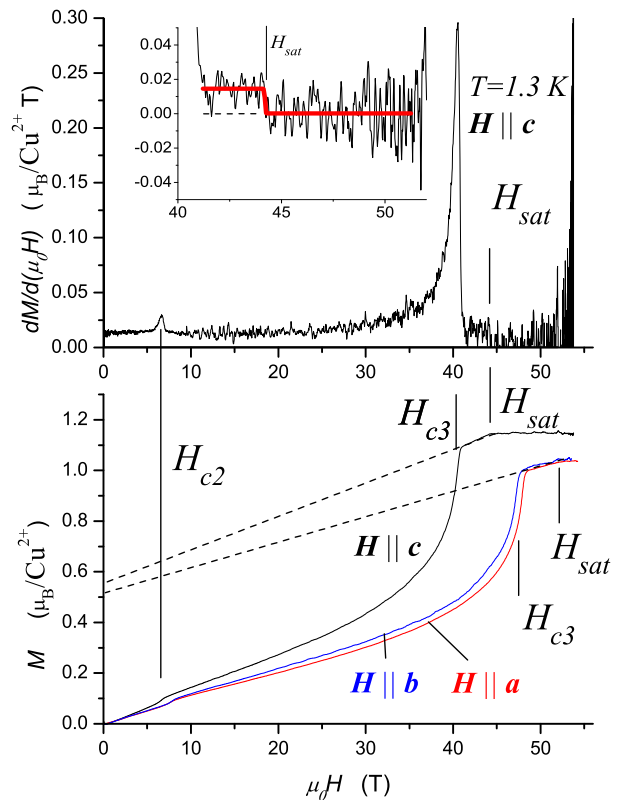


FIG. 2: (Color online.) Upper panel:  $dM/dH$  curve measured with a pulse field technique. Inset:  $dM/dH$  near  $H_{sat}$ . The solid line presents the fit by a step-like function. The dashed line marks zero level. Lower panel:  $M(H)$  curves at  $T = 1.3$  K obtained by integration for  $H \parallel a, b, c$ . The solid lines correspond to the magnetization for field descending process. The straight dashed lines present linear fits in the range  $H_{c3} < H < H_{sat}$  and extrapolations of these fits to zero field.

This difference equals  $5 \pm 1\%$  for  $H \parallel c$ ,  $3.5 \pm 1\%$  for  $H \parallel a$  and  $2.5 \pm 1\%$  for  $H \parallel b$ . At this critical field, a jump of magnetization for  $14 \pm 2\%$  occurs.

Our intriguing finding in the magnetization curve is a "fine structure" near the saturation process, which includes anomalies at  $H_{c3}$  and  $H_{sat}$ . The field  $H_{c3}$  is marked by the maximum of  $dM/dH$ . Right under  $H_{c3}$  (Fig. 2), the  $dM/dH$  increases abruptly more than by a factor of twenty. The magnetic moment at  $H_{c3}$  reaches 95% of the saturation value. Above  $H_{c3}$ , the value of  $dM/dH$  drops quickly to that in the middle field range. Then, it goes down to zero at the saturation field  $H_{sat}$ . The value of  $H_{sat}$  is determined by the fit of  $dM/dH$  curve in the interval above  $H_{c3}$  by a Fermi-like step function:  $dM/dH = \chi / (\exp((H - H_{sat})/\Delta H) + 1)$  where  $H_{sat}$ , the derivative  $dM/dH = \chi$ , and the width of the saturation transition  $\Delta H$  are fitting parameters. The obtained value of  $H_{sat}$  does not depend on the boundaries of the fitting range within 1%. The value of  $\chi$  is obtained with the accuracy of 20%,  $\Delta H$  is less than 0.01 T. The magnetic moment in the saturated phase for  $H \parallel c$  is  $M = 1.15 \pm 0.05 \mu_B/\text{Cu}^{2+}$ , consistent with the expected

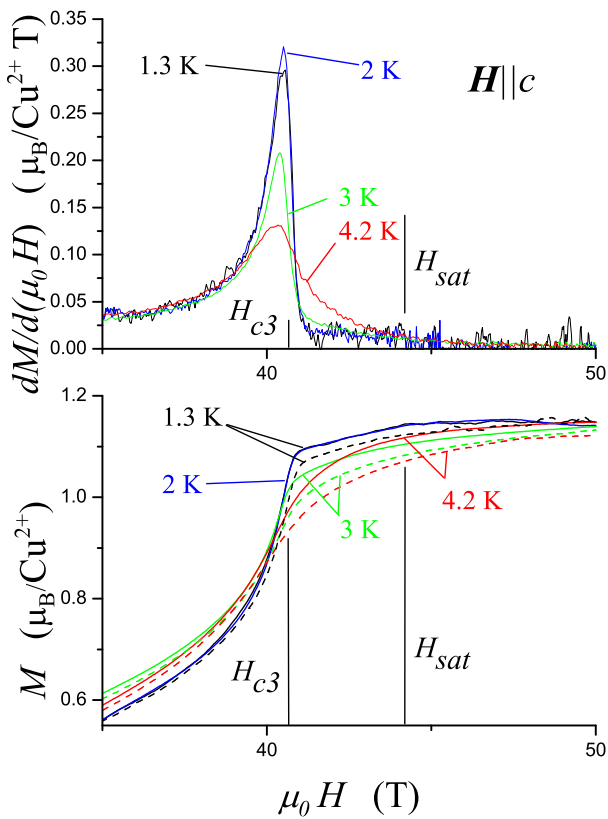


FIG. 3: (Colour online.)  $dM/dH$ ,  $M(H)$  curves measured with a pulse field technique for  $H\parallel c$ . The dashed and solid lines correspond to the magnetization curves for field ascending and descending processes, respectively.

$1.15 \mu_B$  for  $g_c=2.3$ . The fields  $H_{c3}$  and  $H_{sat}$  are well separated by an interval of  $3.9 \pm 0.1$  T for  $H \parallel c$ ,  $4.9 \pm 0.2$  T for  $H \parallel a, b$ .

The temperature evolution of the  $M(H)$  curve for  $H \parallel c$  is shown in Fig. 3. The small kink of  $M(H)$  at  $H_{sat}$  is distinguishable below 2 K. Above 2 K, the phase transition at  $H_{c3}$  is broadened and the anomaly at  $H_{sat}$  is masked. At 1.3 K, the hysteresis is practically negligible, while at higher temperatures it becomes larger and is probably caused by the magnetocaloric effect.

The results of low field measurements are depicted in Fig. 4. The  $dM/dH$  curves for  $H \parallel a$  and  $H \parallel b$  have peaks at  $H_{c1}=2.5$  T and 3.1 T, respectively, corresponding to the spiral-plane flop transition. The critical fields are listed in Table 1. The proposed magnetic phases at  $T < 2$  K are presented in the lower panel of Fig. 4. For  $H \parallel c$ , the low field transition is absent, because the spiral-plane flop does not take place in this case. The values of  $H_{c1}$  for  $a$  and  $b$  directions are consistent with those obtained from ESR measurements.<sup>16</sup> The  $H_{c2}$  for  $H \parallel c$  is close to that observed in the  $dM/dH$  curve in Ref. 17. The field  $H_{c3}$  corresponds well to the peak of  $dM/dH$  observed in Ref. 15, where this anomaly was ascribed to the saturation field. Nevertheless, the right wing of this  $dM/dH$  peak at the high field range of their work ap-

peared much more diffuse than that in the present observation. The interval where the  $dM/dH$  decreases twice is for this experiment about 2 T while for our observation this interval is 0.25 T. A large width of the right wing of the  $dM/dH$  peak masks the details of saturation in the experiments of Refs. 17 and 15. Our measurements make clear that the field at the large peak of  $dM/dH$  is not the saturation field  $H_{sat}$  as supposed before, but marks a transition into a new high field phase.

For the analysis, we use the model Hamiltonian:

$$\begin{aligned} \hat{\mathcal{H}} = & \sum [J_1(\mathbf{S}_{i,j} \cdot \mathbf{S}_{i,j+1}) + \mathbf{S}_{i,j} \cdot \mathbf{J}_1^a \cdot \mathbf{S}_{i,j+1}] \quad (1) \\ & + \sum [J_2(\mathbf{S}_{i,j} \cdot \mathbf{S}_{i,j+2}) + \mathbf{S}_{i,j} \cdot \mathbf{J}_2^a \cdot \mathbf{S}_{i,j+2}] \\ & + \sum [J_3(\mathbf{S}_{i,j} \cdot \mathbf{S}_{i+1,j+1}) + J_3(\mathbf{S}_{i+1,j+1} \cdot \mathbf{S}_{i,j})] \\ & + \sum \mu_B \mathbf{H} \cdot \mathbf{g} \cdot \mathbf{S}_{i,j}, \end{aligned}$$

where  $g_{aa} = 2.070$ ,  $g_{bb} = 2.095$ , and  $g_{cc} = 2.313$  are the diagonal components of  $g$ -tensor,  $J_1/k_B = -18.5$  K,  $J_2/k_B = 44$  K,  $J_3/k_B = -4.3$  K and  $J_{1aa}^a/k_B = 0.16$  K,  $J_{1bb}^a/k_B = -0.02$  K, and  $J_{1cc}^a/k_B = -1.75$  K,  $J_{2cc}^a/k_B = -0.2$  K are the diagonal components of  $\mathbf{J}_1^a$  and  $\mathbf{J}_2^a$ -tensors. The remaining components of tensors are proposed to be small. The summation is over exchange bonds marked in Fig. 1. The components of  $\mathbf{g}$  and  $\mathbf{J}_1^a$  tensors are obtained from ESR experiments<sup>22</sup>,  $J_{1,2,3}$  – from the neutron scattering study<sup>15</sup> and  $J_{2cc}$  – from the gap of the low-frequency antiferromagnetic resonance mode<sup>16</sup>. The saturation fields  $H_{sat}^{a,b,c}$  may be evaluated roughly in the classical 1D approximation as  $H_{sat}^i = 4J_2 S(1 + J_1/4J_2)^2 / g_i \mu_B$  ( $i=a, b$ , and  $c$ )<sup>13,24</sup>:  $\mu_0 H_{sat}^a = 50$  T,  $\mu_0 H_{sat}^b = 50$  T, and  $\mu_0 H_{sat}^c = 45$  T. These values are in good agreement with our experiment.

TABLE I:

	$H_{c1}$ (1.9 K)	$H_{c2}$ (1.3 K)	$H_{c3}$ (1.3 K)	$H_{sat}$ (1.3 K)
$H\parallel a$	2.5 T	$7.6 \pm 0.2$ T	$47.9 \pm 0.2$ T	$52.8 \pm 0.3$ T
$H\parallel b$	3.1 T	$7.6 \pm 0.2$ T	$47.2 \pm 0.2$ T	$52.1 \pm 0.3$ T
$H\parallel c$	-	$6.7 \pm 0.2$ T	$40.5 \pm 0.2$ T	$44.4 \pm 0.3$ T
Theory <sup>13</sup> ( $T = 0$ )	-	-	44.5 T	47.1 T

Our observations clearly indicate that the field  $H_{c3}$  is different from the saturation field. The field and magnetization intervals, corresponding to the newly found magnetic phase, can be compared with theoretical calculations performed in different models for a nematic phase. A numerical investigation of a frustrated chain was carried out<sup>9</sup> using a model with anisotropic exchange interactions  $J_{1cc}^a$ ,  $J_{2cc}^a$ , at the condition  $J_{1cc}^a/J_1 = J_{2cc}^a/J_2$ . Three phases were predicted for a system with exchange parameters  $J_1$ ,  $J_2$ , and  $J_{1cc}^a$  of  $\text{LiCuVO}_4$ . In low fields, there is a quadrupolar spin density wave phase, having the same nearest spin correlation as the spin modulated phase observed in the experiment. A quadrupolar spin nematic phase should occur in a range below  $H_{sat}$ . Then,

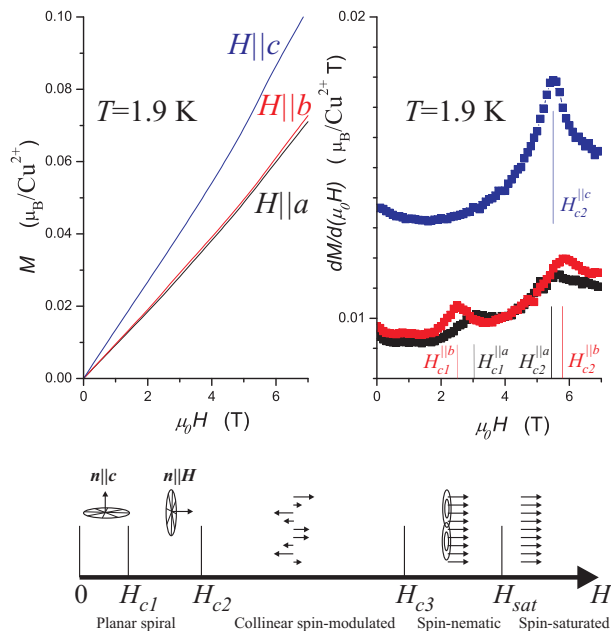


FIG. 4: (Colour online) Upper panel: the low field magnetization curves  $M(H)$  (left) and their field derivatives (right) for three field directions and at  $T=1.9$  K. Lower panel: the scheme of expected magnetic phases in  $\text{LiCuVO}_4$  at  $T < 2$  K.

a saturated phase appears above  $H_{sat}$ . This work predicts a nematic phase in the interval of magnetization between  $M_{sat} - \Delta M$  and  $M_{sat}$ . The value of  $\Delta M$  is predicted to be 20-30 % of  $M_{sat}$ . The experimental value of  $\Delta M$  in  $\text{LiCuVO}_4$ , however, is 5% of  $M_{sat}$ . In low fields, a planar spiral is observed for  $\text{LiCuVO}_4$  instead of a spin density wave predicted by the model. Note that the experimental  $M(H)$  curves differ essentially from those obtained numerically for a 1D model<sup>9</sup>. For 1D model, the fluctuation divergence of  $dM/dH$  takes place at  $H_{sat}$ , whereas in the experiment the divergence is found at  $H_{c3} < H_{sat}$ . Probably, this difference is caused by the 2D character of exchange links in  $\text{LiCuVO}_4$ .

A more adequate 2D model with exchange interactions  $J_1, J_2, J_3$  was considered analytically in Ref. 13. A phase transition from a spiral umbrella-like phase to a spin-nematic one was predicted at a critical field  $H_c$ . The field range of the nematic phase should reach  $H_{sat}$ . For exchange parameters of  $\text{LiCuVO}_4$ , the saturation field is predicted to be 47.1 T, and the width of field range of nematic phase  $H_{sat} - H_c = 2.6$  T, which is not far from the experimental value of  $H_{sat} - H_{c3} = 3.9 - 4.9$  T). This theory presumes an isotropic  $g$ -factor of 2.0, which differs from the real values of  $g_{a,b,c}$ . Besides, the exchange parameters  $J_{1,2,3}$  are known to have the accuracy of 12, 1.5 and 70%, correspondingly. This may be a reason of a considerable uncertainty in the estimation of  $H_c$ . Moreover, we compare the value of  $dM/dH$  in the high field phase with the theoretical prediction for the spin nematic phase. According to Ref. 13,  $dM/dH$  in the nematic state is approximately a half of the slope of the classical magnetization curve, which is  $M_{sat}/H_{sat}$ . As one can see in Fig.2, the value of  $dM/dH$  in the high field phase corresponds well to  $\frac{1}{2}M_{sat}/H_{sat}$  indeed.

In conclusion, a new magnetic phase near the saturation field is observed in a quasi-1D  $S = 1/2$  magnet with competing ferromagnetic NN and antiferromagnetic NNN exchange interactions  $\text{LiCuVO}_4$ . By comparison with theoretical studies of Refs. 1,7–9,13, this new phase must be a spin nematic one. This proposition is supported by reasonable agreement between the critical fields and  $dM/dH$  calculated analytically<sup>13</sup> in the 2D model and experimental ones.

We thank M. Zhitomirsky and T. Momoi for useful discussions. This work was carried out under the Visiting Researcher Program of KYOKUGEN and partly supported by Grants-in-Aid for Scientific Research (No.20340089), the Global COE Program (Core Research and Engineering of Advanced Materials-Interdisciplinary Education Center for Materials Science) (No. G10) from the MEXT, Japan, by the Grants 09-02-12341, 10-02-01105-a of the Russian Foundation for Basic Research, and Program of Russian Scientific Schools.

<sup>1</sup> A. V. Chubukov, Phys. Rev. B **44**, 4693 (1991).  
<sup>2</sup> A. K. Kolezhuk, Phys. Rev. B **62**, 6057(R) (2000).  
<sup>3</sup> A. K. Kolezhuk, T. Vekua, Phys. Rev. B **72**, 094424 (2005).  
<sup>4</sup> D. V. Dmitriev, V. Yu. Krivnov, Phys. Rev. B **77**, 024401 (2008).  
<sup>5</sup> R. O. Kuzian, S.-L. Drechsler, Phys. Rev. B **75**, 024401 (2007).  
<sup>6</sup> H. T. Ueda, K. Totsuka, Phys. Rev. B **80**, 014417 (2009).  
<sup>7</sup> T. Hikihara, L. Kecke, T. Momoi, A. Furusaki, Phys. Rev. B **78**, 144404 (2008).  
<sup>8</sup> J. Sudan, A. Lüscher, A. M. Läuchli, Phys. Rev. B **80**, 140402(R) (2009).  
<sup>9</sup> F. Heidrich-Meisner, I. P. McCulloch, A. K. Kolezhuk, Phys. Rev. B **80**, 144417 (2009).  
<sup>10</sup> A. F. Andreev, I. A. Grishchuk, Sov. Phys. JETP **60**, 267 (1984).

<sup>11</sup> P. G. de Gennes, "Liquid crystals", Clarendon Press, Oxford (1974).  
<sup>12</sup> M. Blume, Y. Y. Hsieh, J. Appl. Phys. **40**, 1249 (1969).  
<sup>13</sup> M. E. Zhitomirsky, H. Tsunetsugu, arXiv:1003.4096v1 [cond-mat.str-el] 22 Mar 2010.  
<sup>14</sup> B. J. Gibson, R. K. Kremer, A. V. Prokofiev, W. Assmus, G. J. McIntyre, Physica **B 350**, e253 (2004).  
<sup>15</sup> M. Enderle, C. Mukherjee, B. Fäk, R. K. Kremer, J.-M. Broto, H. Rosner, S.-L. Drechsler, J. Richter, J. Malek, A. Prokofiev, W. Assmus, S. Pujol, J.-L. Raggazzoni, H. Rakoto, M. Rheinstädter, H. M. Rønnow, Europhys. Lett. **70**, 237 (2005).  
<sup>16</sup> N. Büttgen, H.-A. Krug von Nidda, L. E. Svistov, L. A. Prozorova, A. Prokofiev, W. Assmus, Phys. Rev. B **76**, 014440 (2007).  
<sup>17</sup> M. G. Banks, F. Heidrich-Meisner, A. Honnecker, H.

- Rakoto, J.-M. Broto, R. K. Kremer, *J. Phys.: Condens. Matter* **19**, 145227 (2007).
- <sup>18</sup> N. Büttgen, W. Kraetschmer, L. E. Svistov, L. A. Prozorova, A. Prokofiev, *Phys. Rev. B* **81**, 052403 (2010).
- <sup>19</sup> A. V. Prokofiev, I. G. Vasilyeva, W. Assmus, *J. Crystal Growth* **275**, e2009 (2005).
- <sup>20</sup> A. V. Prokofiev, I. G. Vasilyeva, V. N. Ikorskii, V. V. Malakhov, I. P. Asanov, W. Assmus, *Sol. State Chem.* **177**, 3131 (2004).
- <sup>21</sup> M. Hagiwara, S. Kimura, H. Yashiro, S. Yoshii, K. Kindo, *J. Phys. Conf. Ser.* **51**, 647 (2006).
- <sup>22</sup> H.-A. Krug von Nidda, L. E. Svistov, M. V. Eremin, R. M. Eremina, A. Loidl, V. Kataev, A. Validov, A. Prokofiev, W. Assmus, *Phys. Rev. B* **65**, 134445 (2002).
- <sup>23</sup> S. Furukawa, M. Sato, Y. Saiga, S. Onoda, *J. Phys. Soc. Jpn.* **77**, 123712 (2008).
- <sup>24</sup> T. Nagamiya, K. Nagata, Y. Kitano, *Prog. Theor. Phys.* **27**, 1253 (1962).