

# Shrink-Wrapping trajectories for Linear Programming

Yuriy Zinchenko \*

November 14, 2021

## Abstract

Hyperbolic Programming (HP) –minimizing a linear functional over an affine subspace of a finite-dimensional real vector space intersected with the so-called hyperbolicity cone– is a class of convex optimization problems that contains well-known Linear Programming (LP). In particular, for any LP one can readily provide a sequence of HP relaxations. Based on these hyperbolic relaxations, a new Shrink-Wrapping approach to solve LP has been proposed by Renegar. The resulting Shrink-Wrapping trajectories, in a sense, generalize the notion of central path in interior-point methods.

We study the geometry of Shrink-Wrapping trajectories for Linear Programming. In particular, we analyze the geometry of these trajectories in the proximity of the so-called central line, and contrast the behavior of these trajectories with that of the central path for some pathological LP instances.

In addition, we provide an elementary real proof of convexity of hyperbolicity cones.

## 1 Introduction

We consider LP in its standard form

$$\min_x \{c^T x : Ax = b, x \in \mathbb{R}_+^n\}$$

where  $c \in \mathbb{R}^n$ ,  $b \in \mathbb{R}^m$ ,  $A \in \mathbb{R}^{m \times n}$ ,  $m < n$ , and  $\mathbb{R}_+^n$  denotes  $n$ -dimensional nonnegative orthant. LP is paramount in many applications of mathematical programming today.

Amongst numerical methods employed to solve LP instances in practice, the two most notable classes are the so-called pivot-type methods and the interior-point methods. For a given method, of particular theoretical and practical interest is dependence of number of iterations (and elementary arithmetic operations) required to solve an LP. Assuming that the LP data, namely, the triple  $\{A, b, c\}$  are rational, one may measure its bit input complexity as the number of  $\{0, 1\}$ -bits required to store the data. If any LP instance may be solved by the method in at most polynomial number of arithmetic operations in  $m, n$  and  $L$ , such a method is called polynomial time algorithm for LP.

---

\*Department of Mathematics and Statistics, University of Calgary, MS 446, 2500 University Drive NW, Calgary AB T2N 1N4, Canada, e-mail: yzinchen@ucalgary.ca

Pivot-type methods, such as simplex method, follow the faces of the polytope that define the problem’s feasible region  $\{x : Ax = b, x \in \mathbb{R}_+^n\}$ . Although, some variants of pivot-type methods require polynomial number of iterations on average, and perform well in practice, it is not known whether there exists a polynomial time algorithm within this class.

In contrast, the interior-point methods follow some continuous trajectory typically inside the feasible region; many variants of these methods are known to be polynomial time algorithms and perform well in practice especially for very large (in terms of  $m$  and  $n$ ) LP instances.

A variant of the question of whether there exists a strongly-polynomial algorithm for solving LP –in simple terms, the algorithm whose running time would depend only on  $m$  and  $n$ – was cited by S. Smale as one of the 18 greatest unsolved problems of the 21st century, and “is the main unsolved problem of linear programming theory.”

Linear Programming, when viewed from the point of view of the so-called hyperbolic polynomials, exhibits rich and beautiful algebraic structure, which seems not to be exploited yet by any of the existing methods. It is our motivation to take advantage of this structure in hope to develop potentially more efficient methods to solve this optimization problem.

The extensive study of hyperbolic polynomials begins with the work of Lars Gårding [13], which dates back to 1950’s, in the context of partial-differential equations; here the author established a number of important results about the hyperbolic polynomials including the convexity of the associated hyperbolicity cones. The notion of hyperbolic programming was first introduced in [15]; here the author demonstrated, in particular, that the hyperbolic programming problems can be efficiently solved using the interior point methods, and gave a first characterization of the hyperbolicity cones as a set of polynomial inequalities (although, quite different and more complicated than the one in [19] that we partially rely on). Further study of hyperbolic polynomials in the context of convex optimization was done by the group of authors of [2]; a number of important observations were made regarding the connections of hyperbolic polynomials with the symmetric functions, and in particular, the elementary symmetric functions. This latter reference is an excellent introduction to hyperbolic polynomials in the context of mathematical programming. This line of research was continued in [19], where many important properties of the boundary of the hyperbolicity cones are revealed together with the relevance of the so-called hyperbolic derivative cones. In the new paper [20] generalized trajectories for solving hyperbolic programming problems based on hyperbolic relaxations are introduced.

We study the so-called Shrink-Wrapping algorithm for LP by analyzing the local behavior of its trajectories. In Section 2 we review the notions of hyperbolic polynomial and hyperbolicity cones giving the first proof of Gårding’s key result on cones’ convexity that does not rely on complex variables; in Section 3 we introduce Shrink-Wrapping for LP; in Section 4 we analyze the behavior of Shrink-Wrapping trajectories in the proximity of a certain invariant set that contains optimal LP solution and, as a consequence, describe a simple idealized locally super-quadratically convergent discrete bi-section scheme; in Section 5 we contrast Shrink-Wrapping trajectories with the so-called central path for some pathological LP instances.

## 2 Basics

### 2.1 Hyperbolic polynomials and hyperbolicity cones

Mainly, we follow the exposition of elementary properties of hyperbolic polynomials found in [19]. However, unlike the original proof of convexity of hyperbolicity cones in [13] or its later version, e.g., in [19], our approach is rather geometric and does not rely on complex numbers, thus, bringing it closer to the spirit of continuous optimization.

Let  $X$  be a finite-dimensional real vector space. Recall a polynomial  $p : X \rightarrow \mathbb{R}$  is *homogeneous of degree  $m$*  if  $p(tx) = t^m p(x)$  for all  $t \in \mathbb{R}$  and every  $x \in X$ .

**Definition 2.1.** Let  $p : X \rightarrow \mathbb{R}$  be a homogeneous polynomial of degree  $m$  and  $d \in X$  is such that  $p(d) > 0$ .  $p$  is *hyperbolic with respect to  $d$*  if the univariate polynomial  $t \mapsto p(x + td)$  has  $m$  real roots for every  $x \in X$ .

Examples:

- $X = \mathbb{R}^m$ ,  $d = \mathbf{1} \in \mathbb{R}^m$  – the vector of all ones. The  $m^{\text{th}}$  elementary symmetric polynomial  $E_m(x) = \prod_{i=1}^m x_i$  is a hyperbolic polynomial with respect to  $\mathbf{1}$ , since  $t \mapsto E_m(x + t\mathbf{1}) = \prod_{i=1}^m (x_i + t)$  has roots  $-x_i$ ,  $i = 1, \dots, m$ ,
- $X = \mathbb{S}^m$  – the space of real symmetric  $m \times m$  matrices,  $d = I$  – the identity matrix. The determinant  $\det(x)$  is a hyperbolic polynomial with respect to  $I$ , since the eigenvalues of  $x \in X$  are minus the roots of  $t \mapsto \det(x + tI)$  and are real.

By analogy with the last example, given a hyperbolic polynomial  $p$  and its hyperbolicity direction  $d$ , the roots of  $\lambda \mapsto p(x - \lambda d)$  are called the *eigenvalues* of  $x$  in direction  $d$ , i.e., the eigenvalues are precisely the roots of  $t \mapsto p(x + td)$  with signs reversed. Ordering eigenvalues in non-decreasing order, we denote them by

$$\lambda_1(x) \leq \lambda_2(x) \leq \dots \leq \lambda_m(x).$$

*Remark 2.2.* If a homogeneous polynomial is such that  $t \mapsto p(x + td)$  has  $m$  real roots for every  $x \in X$  but  $p(d) < 0$ , then  $-p(x)$  is hyperbolic with respect to  $d$ . Therefore, our definition may have been augmented to require only  $p(d) \neq 0$ . In turn,  $p(d) \neq 0$  is an essential requirement to preserve the resulting cone's convexity and thus may not be further relaxed; for an illustrative example see [19].

Recall that a set is a cone if it is closed under multiplication by nonnegative reals.

**Definition 2.3.** The *hyperbolicity cone* of  $p$  with respect to  $d$ , written  $\mathcal{C}(d)$ , is the set  $\{x \in X : p(x + td) \neq 0, \forall t \geq 0\}$ .

We omit  $p$  from the notation above as it will be clear which polynomial we refer to.  $\mathcal{C}(d)$  is a cone by homogeneity of  $p$ .

Examples:

- $X = \mathbb{R}^m$ ,  $d = \mathbf{1}$ ,  $p(x) = E_m(x)$ , then  $\mathcal{C}(d) = \mathbb{R}_{++}^m$  is strictly positive orthant,

- $X = \mathbb{S}^m$ ,  $d = I$ ,  $p(x) = \det(x)$ , then  $\mathcal{C}(d)$  is the cone of positive definite matrices.

**Proposition 2.4.** *Given a hyperbolic polynomial  $p$  and its hyperbolicity direction  $d$ ,*

- (A) *for fixed real  $\alpha \geq 0$  we have  $\lambda_i(\alpha x) = \alpha \lambda_i(x)$ ,  $i = 1, \dots, m$ ,*
- (B) *for fixed real  $\beta$  we have  $\lambda_i(x + \beta d) = \lambda_i(x) + \beta$ ,*
- (C) *if  $e \in \mathcal{C}(d)$ , then the linear segment  $[e, d] \subset \mathcal{C}(d)$ , and, more generally,  $[\gamma e, \delta d] \subset \mathcal{C}(d)$  for any  $\gamma, \delta > 0$ .*

*Proof.* Part A follows immediately from the definition of eigenvalues. Just as the case of symmetric matrices, part B is readily established by a simple regrouping of variables  $p((x + \beta d) - \lambda d) = p(x - (\lambda - \beta)d)$ . Part C follows from A and B: observe that for any  $\xi \in (0, 1)$  we have

$$\lambda_i(\xi e + (1 - \xi)d) = \xi \lambda_i\left(e + \frac{1 - \xi}{\xi}d\right) = \xi \left(\lambda_i(e) + \frac{1 - \xi}{\xi}\right) > 0,$$

for all  $i = 1, \dots, m$ , since  $\lambda_i(e) > 0$ , and so  $\xi e + (1 - \xi)d \in \mathcal{C}(d)$ ; similarly, a more general statement follows.  $\square$

As a straightforward consequence, we can make two important observations.

**Proposition 2.5.**  $\mathcal{C}(d) = \{x \in X : \lambda_1(x) > 0\}$ .

*Proof.* Follows from Proposition 2.4 part B and  $p(x) = p(d) \prod_{i=1}^m \lambda_i(x)$ , where the coefficient  $p(d) > 0$  in the identity is a consequence of considering  $\lim_{t \uparrow \infty} p(x + td)$  and homogeneity of  $p$ .  $\square$

**Proposition 2.6.**  $\mathcal{C}(d)$  is a (linearly) connected component of  $\{x \in X : p(x) > 0\}$  containing  $d$ .

*Proof.* From the previous proposition it follows that  $\mathcal{C}(d) \subset \{x \in X : p(x) > 0\}$ . Clearly  $\lambda_i(d) = 1$  for all  $i = 1, \dots, m$ , so  $d \in \mathcal{C}(d)$ . To establish connectivity of  $\mathcal{C}(d)$ , for  $e, f \in \mathcal{C}(d)$  observe  $[e, d] \cup [d, f] \subset \mathcal{C}(d)$  by Proposition 2.4 part C.  $\square$

Another important conclusion to be made from Proposition 2.4 is that the cone  $\mathcal{C}(d)$  is defined *locally* around its hyperbolicity direction  $d$ . That is, in order to describe  $\mathcal{C}(d)$  it suffices only to know the behavior of the eigenvalues in the small ball around  $d$ , while the properties A, B and C tell us explicitly how to compute the boundary of the closure of the cone  $\mathcal{C}(d)$  having this information. For ease of reference, we distill the above mentioned computational procedure into the following statement.

**Proposition 2.7.** *For fixed real  $\omega$ , the roots  $t_i$  of  $t \mapsto p(d + \omega(e - d) + td)$  satisfy*

$$t_i = \omega(1 - \lambda_i(e)) - 1.$$

*Proof.* Observe  $p(d + \omega(e - d) + td) = p(\omega e + (1 - \omega + t)d) = \omega^m p\left(e + \frac{1 - \omega + t}{\omega}d\right)$ .  $\square$

That the cone is defined *locally* is also a straightforward consequence of analyticity of  $p$ . This *localization* around  $d$  is a key principle that allows us to establish the convexity of  $\mathcal{C}(d)$  as a corollary to the following important property.

**Theorem 2.8.** *If  $e \in \mathcal{C}(d)$  then  $p$  is hyperbolic with respect to  $e$  and  $\mathcal{C}(e) = \mathcal{C}(d)$ .*

Example:

- $X = \mathbb{S}^4$ ,  $d = I$ ,  $p(x) = \det(x)$ ; note that not every element  $e \in X$ ,  $p(e) > 0$ , gives rise to a hyperbolicity direction, e.g., consider eigenvalues of a linear matrix pencil corresponding to  $\det(A - \lambda B) = 0$  where

$$A = \begin{pmatrix} 0 & 0 & 0 & 1 \\ 0 & 0 & 1 & 0 \\ 0 & 1 & 0 & 0 \\ 1 & 0 & 0 & 0 \end{pmatrix}, \quad B = \begin{pmatrix} 0 & 1 & 1 & 0 \\ 1 & 0 & 0 & -1 \\ 1 & 0 & 0 & 0 \\ 0 & -1 & 0 & 0 \end{pmatrix}.$$

The eigenvalues  $\lambda$  are  $\pm i$  each with multiplicity two, although  $\det(B) = 1$ . (We would like to thank Prof. Peter Lancaster for providing this example.) Interestingly, in case of  $X = \mathbb{S}^2$  the condition  $\det(B) > 0$  suffices to ensure that all the eigenvalues of a matrix pencil  $A - \lambda B$  are real, as it amounts to  $B$  being either positive or negative definite – the latter is a standard sufficient condition for the linear matrix pencil spectra to be real, which may be easily established by say pre and post-multiplying  $A - \lambda B$  by inverse Cholesky factors of  $B$  or  $-B$ .

Given a homogeneous polynomial  $p$ , an intriguing question is to characterize all  $e \in X$  giving hyperbolicity directions to  $p$ , if such exist.

Before we prove Theorem 2.8, we start with more elementary but illustrative exercise of showing that one may perturb  $d$  ever so slightly maintaining hyperbolicity of  $p$ . This proof, with some minor modifications, essentially carries over to the proof of our theorem in question.

**Proposition 2.9.** *Given a hyperbolic polynomial  $p$  and its hyperbolicity direction  $d$ , there exists  $\varepsilon > 0$  such that for any  $\Delta$ ,  $\|\Delta\| \leq \varepsilon$ , polynomial  $p$  is hyperbolic with respect to  $d + \Delta$ .*

*Proof.* By Proposition 2.4 parts A and B, it suffices to show that there exists an open neighborhood around  $\tilde{d} = d + \Delta$  such that for any point  $x$  in this neighborhood  $t \mapsto p(x + t\tilde{d})$  has all real roots; any point  $z \in X$  may be shown to have associated roots of  $t \mapsto p(z + t\tilde{d})$  real by translating  $z$  along vector  $\tilde{d}$  to a properly scaled version of this neighborhood, where every point in the neighborhood including  $\tilde{d}$  is carried into its multiple by some fixed positive constant, see Figure 1.

Consider  $p$  of degree  $m$ , hyperbolic with respect to  $d$ . Clearly  $\lambda_i(d) = 1$ ,  $i = 1, \dots, m$ . Let  $B_\varepsilon(d)$  be an open ball of radius  $\varepsilon > 0$  around  $d$  such that  $\forall y \in B_\varepsilon(d)$  we have  $|\lambda_i(y) - 1| < \frac{1}{2}$ ,  $i = 1, \dots, m$ . Such a ball exists by continuity of  $\lambda_i$ .

Fix  $\Delta \in X$ ,  $\|\Delta\| \leq \varepsilon$ , and consider a mapping

$$\tau \mapsto p(x + \tau\Delta + td)$$

for each fixed  $x$  and real  $\tau$  producing a polynomial in  $t$ . Observe that for any  $x \in B_{\frac{\varepsilon}{2}}(d + \Delta) = \{x \in X : x = (d + \Delta) + \delta, \|\delta\| < \frac{\varepsilon}{2}\}$  and  $\tau \in [-3/2, -1/2]$  we have

$$\|x + \tau\Delta - d\| = \|(d + \Delta) + \delta + \tau\Delta - d\| \leq \|\delta\| + |1 + \tau|\|\Delta\| < \frac{\varepsilon}{2} + \frac{\varepsilon}{2} = \varepsilon.$$

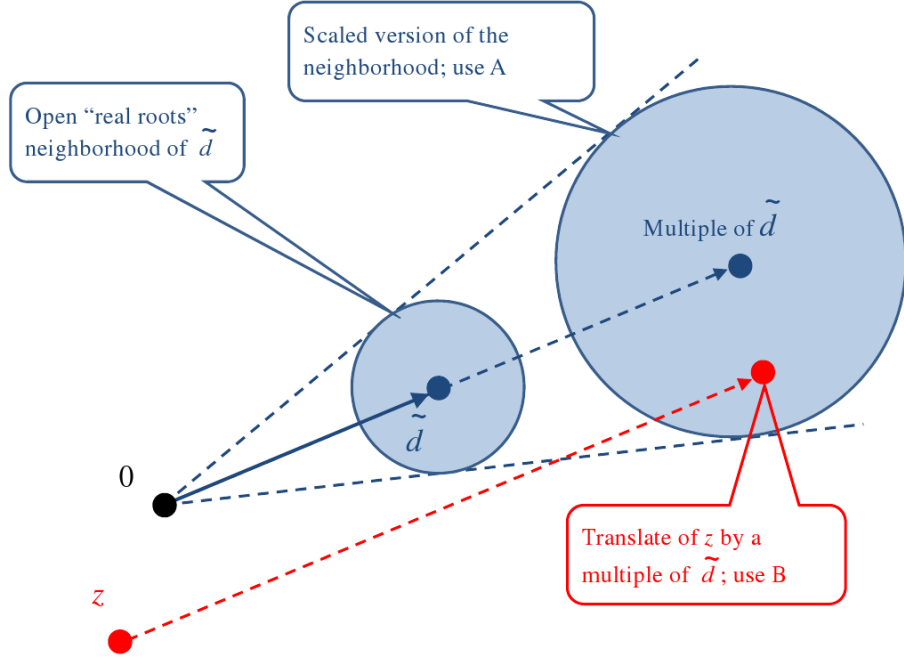


Figure 1: Localization of real roots around  $\tilde{d}$

So, for any fixed  $x \in B_{\frac{\varepsilon}{2}}(d+\Delta)$  and  $\tau \in [-3/2, -1/2]$ , a polynomial  $t \mapsto p((x+\tau\Delta)+td)$  has all real roots in the interval  $[-3/2, -1/2]$  by the choice of  $\varepsilon$ .

Now, in order to show that  $t \mapsto p(x+t(d+\Delta))$  has all real roots  $\forall x \in B_{\frac{\varepsilon}{2}}(d+\Delta)$ , start increasing  $\tau$  in  $t \mapsto p(x+\tau\Delta+td)$  from  $-3/2$  to  $-1/2$ , see Figure 2; whenever  $t = \tau$  intersects  $t = \lambda_i(x+\tau\Delta)$ , we capture one of the desired real roots, increasing  $\tau$  until we extract  $m$  roots.  $\square$

Note that the proof of the proposition does not rely on the initial neighborhood of  $d$  being a ball. Thus, we extend the proof to establish hyperbolicity of  $p$  with respect to  $e \in \mathcal{C}(d)$ .

*Proof of Theorem 2.8.* To establish hyperbolicity of  $p$  with respect to  $e \in \mathcal{C}(d)$ , just as before, it suffices to show that there is an open neighborhood of  $e$  such that  $t \mapsto p(x+te)$  has  $m$  real roots for all  $x$  in the neighborhood.

By homogeneity of  $p$ , without loss of generality we may assume  $0 < 2\gamma < \lambda_i(e) < 1 - 2\gamma < 1$ ,  $i = 1, \dots, m$ . By Proposition 2.7 for  $e' = d - (e - d)$  we have  $0 < 2\gamma < \lambda_i(e) < 1 - 2\gamma < 1$ ,  $i = 1, \dots, m$ , and so the linear segment  $[e, e']$  belongs to  $\mathcal{C}(d)$  by Proposition 2.4 part C. Moreover, by Proposition 2.7 and continuity of  $\lambda_i$  there exists  $\varepsilon > 0$  such that the open ‘‘tubular’’ neighborhood  $\mathcal{N}$  around  $[e, e']$  consisting of convex combination of two open balls of radius  $\varepsilon$  around  $e$  and  $e'$ ,  $\mathcal{N} = \text{conv}(B_\varepsilon(e), B_\varepsilon(e'))$ , satisfies  $\forall y \in \mathcal{N}$  we have  $\lambda_i(y) \in (\gamma, 2 - \gamma)$ ,  $i = 1, \dots, m$ .

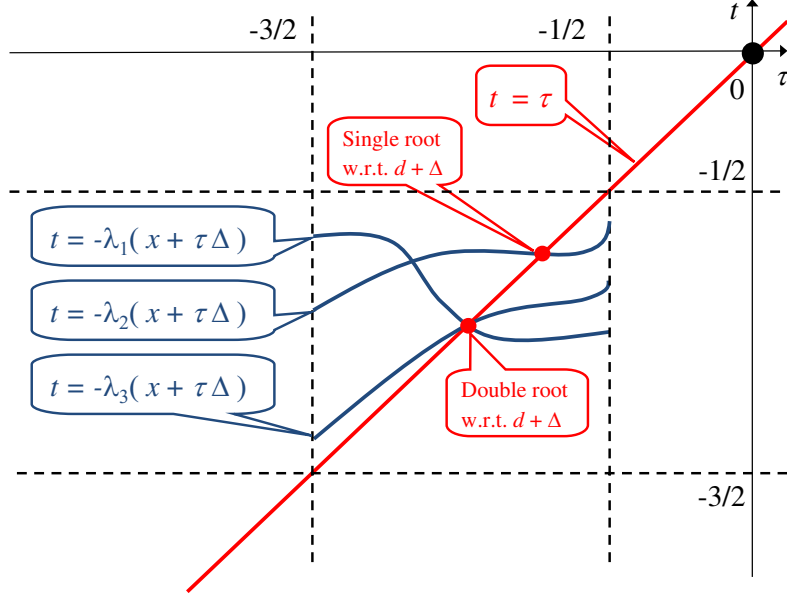


Figure 2: Identifying  $m$  real roots of  $t \mapsto p(x + t \tilde{d})$

Consider  $\Delta = e - d$  and  $\tau \mapsto p(x + \tau\Delta + td)$ . Note  $x + \tau\Delta \in \mathcal{N}$  for all  $x \in B_\varepsilon(e)$  and  $\tau \in [-2, 0]$ . So, for any fixed  $x \in B_\varepsilon(e)$  and  $\tau \in [-2, 0]$  the polynomial  $t \mapsto p(x + \tau\Delta + td) = p(x + \tau(e - d) + td)$  has  $m$  real roots in the interval  $(-2 + \gamma, -\gamma)$ . Therefore, by increasing  $\tau$  from  $-2$  to  $0$  we may identify  $m$  real roots of  $t \mapsto p(x + t(d + \Delta)) = p(x + te)$  as intersections of  $t = \tau$  and  $t = -\lambda_i(x + \tau\Delta)$ .

Finally, that  $\mathcal{C}(e) = \mathcal{C}(d)$  easily follows from Proposition 2.6.  $\square$

We are in position to prove the convexity of  $\mathcal{C}(d)$ ; as observed in [19] this is a consequence of Theorem 2.8, we restate the proof for completeness.

**Theorem 2.10.**  $\mathcal{C}(d)$  is an open convex cone.

*Proof.*  $\mathcal{C}(d)$  is an open set by continuity of  $p$  and Proposition 2.6. Consider  $x, y \in \mathcal{C}(d)$ . Note  $\mathcal{C}(y) = \mathcal{C}(d)$  and so by Proposition 2.4 part C we have  $[x, y] \in \mathcal{C}(y) = \mathcal{C}(d)$ .  $\square$

In [13] the convexity of  $\mathcal{C}(d)$  was established as a corollary to the following result.

**Fact 2.11.**  $\lambda_1(x)$  is a concave function of  $x$ .

Indeed, if  $x, y \in \mathcal{C}(d)$  and  $\lambda_1(x)$  is concave, then for any  $\xi \in (0, 1)$  we have  $\lambda_1(\xi x + (1 - \xi)y) \geq \xi\lambda_1(x) + (1 - \xi)\lambda_1(y) > 0$ . Later in [18] it was shown that conversely, the

concavity of  $\lambda_1(x)$  follows from convexity of  $\mathcal{C}(d)$ , using much simpler proofs yet still relying on complex numbers. If we introduce sums of the smallest  $k$  eigenvalues

$$s_k = \sum_{i=1}^k \lambda_i,$$

a more general statement regarding the eigenvalues may be established [2].

**Fact 2.12.**  $s_k(x)$  is a concave function for any  $k = 1, \dots, m$ .

Next, we turn our attention to the so-called hyperbolic derivatives.

## 2.2 Hyperbolic derivatives and cone characterization

Given a hyperbolic polynomial  $p$  of degree  $m$  and its hyperbolicity direction  $d$ , the directional derivative of  $p(x)$  along  $d$  is called *the hyperbolic derivative polynomial of  $p$  with respect to  $d$* , denoted

$$p'(x) = p'_t(x + td)|_{t=0}.$$

We refer to  $p'$  simply as the *derivative polynomial* of  $p$ , omitting  $d$  for brevity of notation. By the root interlacing property for the polynomials with all real roots – by continuity, for fixed  $x$  between any two roots of  $t \mapsto p(x + td)$  there is a root of  $t \mapsto p'_t(x + td)$  – it follows that  $p'(x)$  is also hyperbolic with respect to  $d$ .

Similarly, for a fixed hyperbolicity direction  $d$ , we can define higher derivatives  $p'', p''', \dots, p^{(m)}$  as  $p^{(k)}(x) = p_t^{(k)}(x + td)|_{t=0}$ . Since  $p$  is of degree  $m$ ,  $p^{(m-1)}$  is linear and  $p^{(m)}(x)$  is constant.

Examples:

- $X = \mathbb{R}^m$ ,  $d = \mathbf{1}$ ,  $p(x) = E_m(x)$ , then

$$E_m^{(k)}(x) = k!E_{m-k}(x)$$

where  $E_j(x)$  is the  $j^{\text{th}}$  elementary symmetric polynomial

$$E_1(x) = \sum_{1 \leq i \leq m} x_i, \quad E_2(x) = \sum_{1 \leq i < j \leq m} x_i x_j, \quad \dots, \quad E_m(x) = \prod_{1 \leq i \leq m} x_i,$$

- $X = \mathbb{R}^m$ ,  $d \in \mathbb{R}_{++}^n$ ,  $p(x) = E_m(x)$ ; by a similar inductive argument as above one can show that

$$E_m^{(k)}(x) = k!E_m(d)E_{m-k} \left( \left[ \frac{x_1}{d_1}, \frac{x_2}{d_2}, \dots, \frac{x_m}{d_m} \right] \right).$$

*Remark 2.13.* The elementary symmetric polynomials in the example above play an important role in representing the derivative polynomials via the eigenvalues at  $x \in X$ . Namely, since  $p(x + td) = p(d) \prod_{1 \leq i \leq m} (t + \lambda_i(x))$  we have

$$p'(x) = \frac{\partial}{\partial t} \left( p(d) \prod_{1 \leq i \leq m} (t + \lambda_i(x)) \right) \Big|_{t=0} = p(d) \sum_{1 \leq i \leq m} \prod_{j \neq i} \lambda_j(x) = p(d) E_{m-1}(\lambda(x))$$

where  $\lambda(x)$  is the vector of  $m$  eigenvalues of  $x$ , and more generally

$$p^{(k)}(x) = k!p(d)E_{m-k}(\lambda(x)).$$



For the  $k^{\text{th}}$  hyperbolic derivative of  $p$ , we use  $\mathcal{C}^{(k)}(d)$  to denote the associated hyperbolicity cone; note  $\mathcal{C}^{(m-1)}(d)$  is an open half-space and  $\mathcal{C}^{(m-1)}(d) = X$ . Although,  $\mathcal{C}(e) = \mathcal{C}(d)$  for any  $e \in \mathcal{C}(d)$ , the hyperbolicity cones corresponding to derivative polynomials  $p', p'', \dots$  with respect to  $e \neq d$  might not coincide with one another, as in the last example where, for instance,  $k = m - 1$ .

It turns out that these derivative polynomials come in handy in characterization of the hyperbolicity cone  $\mathcal{C}(d)$  itself as observed in [19]. We note that if all  $\lambda_i(x) > 0$  then clearly  $p^{(k)}(x) > 0$  for all  $k = 1, \dots, m$ . Conversely, by Taylor series of  $p(x + td)$ ,

$$p(x + td) = p(x) + p'(x)t + p''(x)\frac{t^2}{2!} + \dots + p^{(m-1)}(x)\frac{t^{m-1}}{(m-1)!} + p^{(m)}(x)\frac{t^m}{m!},$$

observe that if all  $p^{(k)}(x) > 0$ , then  $p(x + td) > 0$  for all  $t > 0$ , and thus  $x \in \mathcal{C}(d)$ .

**Fact 2.14.** *The hyperbolicity cone satisfies*

$$\mathcal{C}(d) = \{x \in X : p(x) > 0, p'(x) > 0, p''(x) > 0, \dots, p^{(m-1)}(x) > 0\}.$$

As an important consequence of this fact we have the following cone inclusion.

**Corollary 2.15.**

$$\mathcal{C}(d) \subseteq \mathcal{C}'(d) \subseteq \mathcal{C}''(d) \subseteq \dots \subseteq \mathcal{C}^{(m-1)}(d).$$

Throughout the rest of the manuscript we will be concerned with the closure of a hyperbolicity cone,  $\text{cl } \mathcal{C}(d)$ . Due to continuity of  $p(x)$  all the results in this and previous subsections naturally extend to  $\text{cl } \mathcal{C}(d)$  by replacing strict inequalities with corresponding inequalities when necessary. To this end, we note that, for example, the closed cone  $\text{cl } \mathcal{C}(d) = \{x \in X : \lambda_1(x) \geq 0\} = \{x \in X : p^{(k)}(x) \geq 0, k = 1, \dots, m - 1\} \subseteq \text{cl } \mathcal{C}'(d) \subseteq \dots \subseteq \text{cl } \mathcal{C}^{(m-1)}(d)$  is convex, etc.; likewise, one may easily characterize the boundary of  $\text{cl } \mathcal{C}(d)$  as follows, see [19].

**Corollary 2.16.**  $\partial(\text{cl } \mathcal{C}(d)) = \{x \in X : p(x) = 0, p'(x) \geq 0, \dots, p^{(m-1)}(x) \geq 0\}$ .

**Proposition 2.17.** *If  $x \in \text{cl } \mathcal{C}^{(r)}(d) \cap \text{cl } \mathcal{C}^{(r+1)}(d)$  for some  $r > 0$ , then  $x \in \text{cl } \mathcal{C}(d)$ .*

*Proof.* By the inclusion property for derivative cones,  $x$  must belong to the boundary of both cones,  $x \in \partial(\text{cl } \mathcal{C}^{(r)}(d)) \cap \partial(\text{cl } \mathcal{C}^{(r+1)}(d))$ . Consequently, by the root interlacing property for polynomials with all real roots, it follows that 0 is a root of multiplicity  $\mu \geq 2$  corresponding to  $t \mapsto p^{(r)}(x + td)$ : by contradiction, if 0 has multiplicity 1, then the derivative polynomial  $t \mapsto p^{(r+1)}(x + td)$  cannot have 0 as its root. Analogously, if  $r > 1$  then  $t \mapsto p^{(r-1)}(x + td)$  must have 0 as its root of multiplicity  $\mu + 1$ , etc. So, indeed,  $x \in \text{cl } \mathcal{C}(d)$ , and, in particular,  $x$  lies on the boundary of the cone.  $\square$

Example:

- $X = \mathbb{R}^n$ ,  $d \in \mathbb{R}_{++}^n$ ,  $p(x) = E_n(x)$ ; let  $\mathcal{K}_{r,d}$  denotes the closure of the hyperbolicity cone associated with  $r^{\text{th}}$  derivative polynomial of  $p$  with respect to  $d$ ,  $\mathcal{K}_{r,d} = \text{cl } \mathcal{C}^{(r)}(d)$ . The following cone inclusion

$$\mathbb{R}_+^n = \mathcal{K}_{0,d} \subseteq \mathcal{K}_{1,d} \subseteq \dots \subseteq \mathcal{K}_{n-1,d} \subseteq \mathcal{K}_{n,d} = \mathbb{R}^n$$

gives a natural sequence of relaxations of the nonnegative orthant  $\mathbb{R}_+^n$ , a pivotal observation for building Shrink-Wrapping framework for linear programming. Note that  $K_{r,d}$  coincides with the closure of hyperbolicity cone associated with  $E_{n-r}(x./d)$ , where  $x./d$  is a componentwise ratio of vectors  $x$  and  $d$ ; observe  $K_{r,d} = \{x \in \mathbb{R}^n : x = d \cdot z, z \in \mathcal{K}_{r,1}\}$ , where  $d \cdot z$  is a componentwise product of two vectors; in particular,  $K_{n-1,d}$  is a half-space passing through the origin with normal vector  $\mathbf{1}/d$ .

*Remark 2.18.* Interestingly, for  $x \in \partial(\text{cl } \mathcal{C}(d))$  we have  $\nabla \lambda_1(x)$  parallel to  $\nabla p(x)$ . Let  $X = \mathbb{R}^n$ ; considering  $x \in \partial(\text{cl } \mathcal{C}(d))$  so that  $0 = \lambda_1(x) < \lambda_2(x)$ , recall  $p(x) = p(d) \prod_{j=1,m} \lambda_j(x)$  and so

$$\frac{\partial}{\partial x_i} p(d) \prod_{j=1,m} \lambda_j(x) = p(d) \sum_{j=1,m} \frac{\partial}{\partial x_i} \lambda_j(x) \prod_{k \neq j} \lambda_k(x) = p(d) \prod_{k \neq 1} \lambda_k(x) \cdot \frac{\partial}{\partial x_i} \lambda_1(x)$$

giving

$$\nabla p(x) = p(d) \prod_{k \neq 1} \lambda_k(x) \cdot \nabla \lambda_1(x).$$

Similarly, if  $t \mapsto p(x + td)$  has 0 as its root of multiplicity  $\mu > 1$ , one may consider the boundary of the corresponding derivative cone  $\text{cl } \mathcal{C}^{(\mu-1)}(d)$  instead.

Although, there is a simple algebraic characterization of the hyperbolicity cones, their dual cones are poorly understood, with some exceptions, e.g., [7, 22].

## 2.3 Hyperbolic programs and relaxations

The significance of hyperbolicity cones in convex optimization becomes evident once we introduce the three most prominent instances of the so-called conic programming problems. Letting  $X$  be equipped with an inner product  $\langle \cdot, \cdot \rangle$ , a *conic programming problem* is an optimization problem of the form

$$\inf_x \{ \langle c, x \rangle : Ax = b, x \in K \}$$

where  $K \subset X$  is a closed convex cone,  $c \in X$ ,  $b \in \mathbb{R}^m$  and  $A : X \rightarrow \mathbb{R}^m$  – a linear operator. It is well known that any convex optimization problem can be recast as conic programming problem.

The three most prominent instances of conic programming are:

- LP,  $X = \mathbb{R}^n$ ,  $\langle x, y \rangle = x^T y$ ,  $K = \mathbb{R}_+^n$ ,
- Second-Order Conic Programming (SOCP),  $X = \mathbb{R}^n$ ,  $\langle x, y \rangle = x^T y$ ,  $K = K_1 \times K_2 \times \dots \times K_\ell$  with second-order cones  $K_i = \{(x, t) \in \mathbb{R}^{n_i-1} \times \mathbb{R} : \|x\| \leq t\}$ ,  $\sum_{i=1}^\ell n_i = n$ , and
- positive Semi-Definite Programming (SDP),  $X = \mathbb{S}^m$ ,  $\langle x, y \rangle = \text{trace}(xy)$  and  $K$  – the cone of positive semi-definite matrices.

In applications, these three types of problems provide an extremely powerful modeling framework, ranging from production planning, relaxations to hard combinatorial problems, mathematical finance and Markov chains, to control theory and polynomial programming [8],[14],[4],[21],[3],[16]. Also, they naturally arise as robust counterparts [3] to one another in the presence of uncertainty in the initial data, e.g., [6].

A Hyperbolic Programming (HP) problem is a conic programming problem where  $K$  is a closure of hyperbolicity cone. Note LP, SOCP and SDP are instances of HP.

*Remark 2.19.* When implementing an interior-point method for SDP it is frequently required to determine how far one may advance along a given vector  $h \in \mathbb{S}^m$  from some point  $e \in \mathbb{S}^m$  in the cone of positive definite matrices, before hitting the boundary of the closure of this cone. Typically, the procedure is considered to be computationally expensive due to its implementation as “trial and error” testing on whether a given vector  $e + \omega h$  is still in the cone,  $\omega \in \mathbb{R}$ . Theorem 2.8 combined with Proposition 2.7 gives an elegant basis for an alternative relatively inexpensive procedure. Note that with respect to  $\det(\cdot)$ ,  $\mathcal{C}(e)$  coincides with the cone of positive definite matrices. Using Cholesky factors of  $e = LL^T$ , one may compute the largest eigenvalue of  $L^{-1}(e-h)L^{-T}$  or its approximation, say, using Lanczos-type algorithm provided  $e-h$  is also positive-definite, and subsequently use this value to determine the maximum allowed step-length along  $h$  using Proposition 2.7.

In what follows, within Shrink-Wrapping framework, together with a linear programming instance

$$\min_x \{c^T x : Ax = b, x \in \mathbb{R}_+^n\} \quad (LP)$$

where  $c \in \mathbb{R}^n, b \in \mathbb{R}^m, A \in \mathbb{R}^{m \times n}, m < n$ , we consider its  $r^{\text{th}}$  hyperbolic relaxation with respect to some fixed  $d \in \mathbb{R}_{++}^n, 0 < r < n-1$ ,

$$\min_x \{c^T x : Ax = b, x \in \mathcal{K}_{r,d}\} \quad (HP_{r,d})$$

recalling that  $\mathcal{K}_{r,d}$  is the closure of hyperbolicity cone corresponding to  $r^{\text{th}}$  hyperbolic derivative  $r!E_n(d)E_{n-r}(x./d)$  of  $E_n(x)$  with respect to  $d$ . Let  $x^*$  and  $x(d)$  denote optimal solutions for  $LP$  and  $HP_{r,d}$  respectively; for convenience, we are assuming  $x^*$  is a unique minimizer for  $LP$ .

Example:

- consider linear programming problem  $\min_x \{c^T x : \mathbf{1}^T x = 3, x \in \mathbb{R}_+^3\}$  together with its first-order hyperbolic relaxation  $\min_x \{c^T x : \mathbf{1}^T x = 3, x \in \mathcal{K}_{1,d}\}$  where  $d = \mathbf{1}$ , see Figure 3; note that the feasible region of  $HP_{1,1}$  is inscribed by a circle in  $\{x \in \mathbb{R}^3 : \mathbf{1}^T x = 3\}$  centered around  $d = \mathbf{1}$ .

Although, the above example is fairly simple, it illustrates a few key geometric concepts of Shrink-Wrapping throughout the manuscript .

Hyperbolic relaxations  $HP_{r,d}$  will be used to define a family of continuous trajectories terminating at the  $LP$  optimum. In a similar fashion, one may define hyperbolic relaxations for any other HP instance besides LP, including SOCP and SDP.

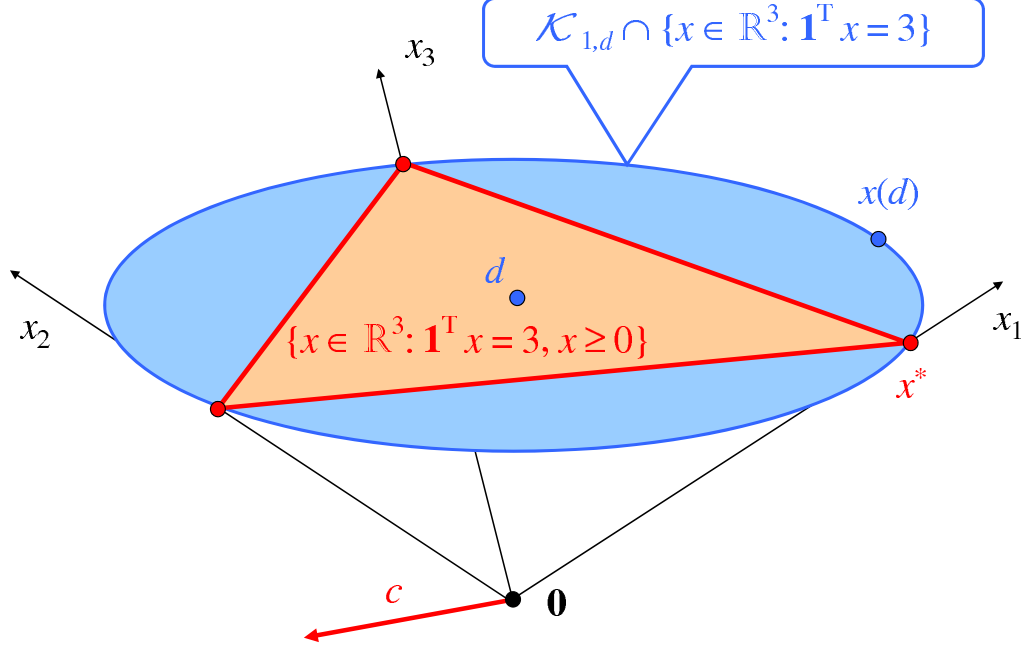


Figure 3:  $LP$  and its hyperbolic relaxation

## 3 Shrink-Wrapping approach for LP

### 3.1 Main ingredients

**Proposition 3.1.** *If bounded,  $HP_{r,d}$  has a unique solution  $x(d)$  unless  $x(d)$  solves  $LP$ .*

*Proof.* The boundary of  $\mathcal{K}_{r,d}$  at  $x$  has strict curvature except along  $x$  itself, unless  $x \in \mathbb{R}_+^n$ , see [19], Theorem 14; note that the only flat faces of  $\mathcal{K}_{r,d}$  are precisely  $n - r - 1$  and lower dimensional faces of the nonnegative orthant, since in the latter case  $E_{n-r}(x./d) = 0$ .  $\square$

We are interested in recovering  $LP$  solution using hyperbolic relaxations. Although, our present investigation is mostly of theoretical nature, we would like to comment on practicality of the underlying assumptions to indicate potential usability of this new setting. To this extent, we assume that

- (A)  $LP$  is bounded,
- (B) we know an initial strictly  $LP$ -feasible point  $d \in \{x \in \mathbb{R}^n : Ax = b, x \in \mathbb{R}_{++}^n\}$ ,
- (C) the corresponding hyperbolic relaxation  $HP_{r,d}$  is bounded as well,
- (D)  $x(d)$  is not  $LP$ -optimal,
- (E) we can easily solve  $HP_{r,d}$  to find  $x(d)$ .

Hypotheses (A) and (B) are fairly standard assumptions for linear programming, in particular in the context of interior-point methods. In fact, instead of (A) and (B) one frequently relies on even more restrictive hypothesis (A1) that the feasible region of  $LP$  is bounded, and (B1) that there is an *affine feasible*  $x \in \mathbb{R}_{++}^n : Ax = b$  and the  $LP$  is strictly feasible, i.e., remains feasible under all infinitesimal perturbations of  $b$  – the latter implied, for example, by having  $\text{rank}(A) = m$  and a feasible point  $x \in \mathbb{R}_{++}^n$ . Note that even stronger (A1) and (B1) are quite reasonable from a practical point of view: if  $LP$  is used to model a certain physical phenomenon, it is natural to assume the compactness of its feasible region; in addition, a well thought through model is typically feasible and avoids unnecessary state variables and constraints, leading to strict feasibility. Also, with regards to recovering the optimum, (A) and (A1) are not that much different from one another: (A1) clearly implies (A), conversely, if  $\underline{val}$  is an a priori bound on the optimal value of  $LP$ , then we might as well augment the feasible region of  $LP$  by adding a constraint  $\mathbf{1}^T x \leq n \frac{|\underline{val}|}{\|c\|}$ , thus making it compact. Shortly we will indicate that for all reasonable LP instances, accommodating (C) should not pose significant practical difficulties either; here, by a reasonable LP instance we understand the feasible problem satisfying (A1). We use (D) since otherwise we solved  $LP$  already; henceforth, we refer to  $x(d)$  as *the solution* of  $HP_{r,d}$ . Since our focus is on analyzing continuous Shrink-Wrapping trajectories, we employ (E); in more practical terms, one may think of setting up a Newton’s method based path-following scheme, e.g., similar to the so-called short-step interior-point method, to recover a sufficiently good approximation to  $x(d)$ .

Example:

- consider  $\min_x \{(1, 1, 0)^T x : \mathbf{1}^T x = 3, x \in \mathbb{R}_+^3\}$  and its relaxations  $\min_x \{(1, 1, 0)^T x : \mathbf{1}^T x = 3, x \in \mathcal{K}_{1,d}\}$  for three choices of  $d \in \mathbb{R}_{++}^3$ : (a)  $d = \mathbf{1}$ , (b)  $d = (1, .1, 1.9)$ , (c)  $d = (.1, .1, 2.8)$ . All  $d$  are chosen affine feasible,  $\mathbf{1}^T d = 3$ ;  $x^* = (0, 0, 3)$  is  $LP$  optimum.

Observe  $2E_2(x./d) = (x./d)^T(\mathbf{1}\mathbf{1}^T - I)(x./d)$ . The boundary of  $HP_{1,d}$  feasible region corresponds to  $E_2(x./d) = 0$  where  $\mathbf{1}^T x = 3$ . So, for affine feasible  $x$  in the basis of  $x_1, x_2$  the boundary satisfies

$$(x./d)^T(\mathbf{1}\mathbf{1}^T - I)(x./d) = \frac{1}{2}\xi^T Q \xi + r^T \xi + s = 0$$

where  $\xi = (x_1, x_2)$ , and denoting  $\text{Diag}(z)$  the diagonal matrix with  $\text{Diag}(z)_{i,i} = z_i$ ,

$$\begin{aligned} Q &= 2 \begin{pmatrix} 1 & 0 \\ 0 & 1 \\ -1 & -1 \end{pmatrix}^T \text{Diag}(\mathbf{1}/d)(\mathbf{1}\mathbf{1}^T - I)\text{Diag}(\mathbf{1}/d) \begin{pmatrix} 1 & 0 \\ 0 & 1 \\ -1 & -1 \end{pmatrix}, \\ r &= 2 \begin{pmatrix} 1 & 0 \\ 0 & 1 \\ -1 & -1 \end{pmatrix}^T \text{Diag}(\mathbf{1}/d)(\mathbf{1}\mathbf{1}^T - I)\text{Diag}(\mathbf{1}/d) \begin{pmatrix} 0 \\ 0 \\ 3 \end{pmatrix}, \\ s &= \begin{pmatrix} 0 \\ 0 \\ 3 \end{pmatrix}^T \text{Diag}(\mathbf{1}/d)(\mathbf{1}\mathbf{1}^T - I)\text{Diag}(\mathbf{1}/d) \begin{pmatrix} 0 \\ 0 \\ 3 \end{pmatrix} \end{aligned}$$

In turn, for affine feasible  $d > 0$  writing  $d_3 = 3 - d_1 - d_2$  we have

$$Q = \frac{3}{d_1 d_2 (3 - d_1 - d_2)} \begin{pmatrix} -2d_2 & 3 - 2(d_1 + d_2) \\ 3 - 2(d_1 + d_2) & -2d_1 \end{pmatrix} = \frac{3\tilde{Q}}{d_1 d_2 (3 - d_1 - d_2)}.$$

Let us analyze the sign pattern for the eigenvalues of  $\tilde{Q}$ ; observe  $\tilde{Q}$  has at least one negative eigenvalue as its diagonal is negative as well, also

$$\det(\tilde{Q}) = -9 + 12(d_1 + d_2) - 4(d_1^2 + d_2^2) - 4d_1 d_2.$$

Note that for (a) where  $d_1 = d_2 = 1$ , the matrix  $Q$  is negative definite, and thus the boundary of  $HP_{1,d}$  feasible region indeed corresponds to an ellipse. In both cases (b) and (c), where  $d_1 = 1, d_2 = .1$  or  $d_1 = d_2 = .1$ , we have  $\det(Q) < 0$  and so the boundary corresponds to a branch of hyperbola. In fact, for any sufficiently small  $d_1, d_2$  the boundary assumes hyperbolic shape, in particular, when  $d$  approaches  $LP$  optimum,  $d \rightarrow x^*$ ; see Figure 4. Note that in both cases (a) and (c)  $x(d) = x^*$  with the corresponding hyperbolicity directions belonging to an open line segment  $\mathcal{L}$  which extends to  $x^*$ .

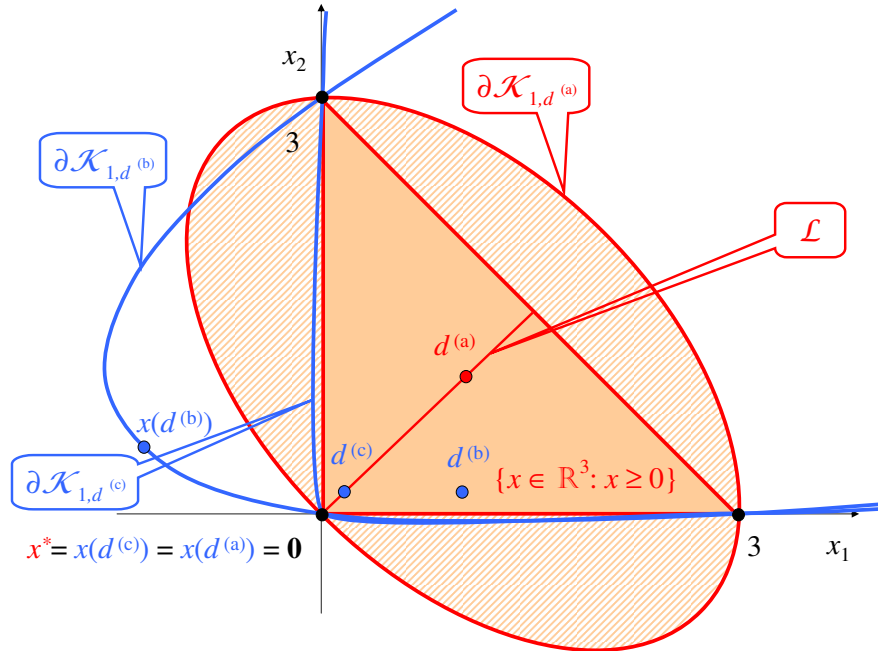


Figure 4:  $HP_{1,d}$  in the basis of  $x_1, x_2$  with varying  $d$

From this we make an important observation: although  $LP$  has a bounded feasible region, the feasible region corresponding to  $HP_{r,d}$  may become unbounded.

Next, we are going to discuss (C). For a cone  $K \subseteq \mathbb{R}^n$ , the *dual cone* is defined as  $K^* = \{y \in \mathbb{R}^n : x^T y \geq 0, \forall x \in K\}$ . More generally, the dual cone may be defined with respect to an arbitrary inner product on  $\mathbb{R}^n$ . A closed, convex cone is *regular* if both it has non-empty interior and its lineality space is  $\{\mathbf{0}\}$ .

**Proposition 3.2.**  $\{x \in \mathbb{R}^n : \mathbf{1}^T x = n, x \in \mathcal{K}_{r,d}\}$  is bounded if and only if  $d$  is in the interior of  $\mathcal{K}_{r,\mathbf{1}}^*$ .

*Proof.* Recall that we consider  $0 < r < n - 1$  and that  $K_{r,d} = \{x \in \mathbb{R}^n : x = d \cdot z, z \in \mathcal{K}_{r,\mathbf{1}}\}$ . Note  $\frac{n}{\mathbf{1}^T d} d \in \{x \in \mathbb{R}^n : \mathbf{1}^T x = n, x \in \mathcal{K}_{r,d}\}$ ;  $\mathbf{1}^T d > 0$  since  $d \in \mathbb{R}_{++}^n$ .

Suppose  $d \notin \mathcal{K}_{r,\mathbf{1}}^*$ . There are two alternatives:

- (i) there exists  $z \in \mathcal{K}_{r,\mathbf{1}}$  such that  $0 > z^T d = \mathbf{1}^T(d \cdot z)$ ; note we can take  $\alpha \in (0, 1)$  such that  $u = \alpha(d \cdot z) + (1 - \alpha)d \in \mathcal{K}_{r,d}$  satisfies  $\mathbf{1}^T u = 0$ ,  $u \neq \mathbf{0}$  since  $\mathcal{K}_{r,d}$  is regular; and, therefore,  $\frac{n}{\mathbf{1}^T d} d + \tau u \in \{x \in \mathbb{R}^n : \mathbf{1}^T x = n, x \in \mathcal{K}_{r,d}\}$  for any  $\tau \geq 0$ ,
- (ii) there exists  $z \in \mathcal{K}_{r,\mathbf{1}}$ ,  $z \neq \mathbf{0}$  such that  $z^T d = 0$ , simply take  $u = d \cdot z$ .

Conversely, if  $d \in \mathcal{K}_{r,\mathbf{1}}^*$  the direction of unboundedness  $u$  does not exist. □

**Corollary 3.3.** Let  $LP$  be such that  $\mathbf{1}$  belongs to the range space of  $A^T$ . If  $d$  is in the interior of  $\mathcal{K}_{r,\mathbf{1}}^*$ , then  $HP_{r,d}$  has bounded feasible region.

The condition is only sufficient, not necessary.

By strong LP duality the compactness of  $LP$  feasible region is equivalent to the existence of  $e \in \mathbb{R}_{++}^n$  such that  $e$  belongs to the range space of  $A^T$ , i.e.,  $e = A^T y$  for some  $y \in \mathbb{R}^m$ . So, assuming  $LP$  has bounded feasible region with  $e$  as above, if there exists  $\bar{x} \neq \mathbf{0}$  feasible for  $LP$ , we may add the constraint  $e^T(x - \bar{x}) = 0$  to the  $LP$  without changing its feasible region. Therefore, by further scaling the  $LP$  variables  $x \mapsto e \cdot x$  we may assume  $e = \mathbf{1}$ . The last observation potentially allows us to identify some candidates for the initial value of  $d$  according to (C):  $Ad = b$  with  $d/e$  in the interior of  $\mathcal{K}_{r,\mathbf{1}}^*$ , if such exist.

Alternatively, if  $LP$  has a bounded feasible region, one may consider

$$\min_{x,\xi} \{c^T x + M\xi : Ax + \tilde{b}\xi - b\gamma = 0, \mathbf{1}^T x + \xi + \gamma = n + 2, x, \xi, \gamma \geq 0\},$$

where  $\tilde{b} = b - A\mathbf{1}$  and  $M > 0$  is a large number. The vector  $d = \mathbf{1}$  is feasible for this problem; by the corollary, the hyperbolic relaxation of the problem above is bounded. Our new optimization problem corresponds to first taking a standard big- $M$  formulation of  $LP$  followed by homogenizing the variables using  $\gamma$  and normalizing all variables to a standard simplex. Due to normalization, not all  $x, \xi, \gamma$  may be zeroed simultaneously. For large enough  $M$  at the optimum  $\xi = 0$ ; also  $\gamma > 0$ , for otherwise  $LP$  must have unbounded feasible region. To complete our justification of (C), observe that a solution to  $LP$  may be easily recovered from the solution to the problem above.

*Remark 3.4.* Here we want to draw the first parallel between the proposed Shrink-Wrapping setting and path-following interior-point methods. Later in Section 5 we discuss this relationship in more details. Observe that assumption (B) combined with an additional requirement that  $d$  lies on the central path corresponding to standard log-barrier  $f(x) = -\ln \prod_{i=1}^n x_i$  implies that indeed we may choose  $d$  with  $HP_{r,d}$  bounded.

In turn, note that (B) combined with existence of strictly dual  $LP$ -feasible  $s : A^T y + s = c, s \in \mathbb{R}_{++}^n$ , implies the existence of the central path. To see how to choose such  $d$ , consider  $LP$

$$\min\{c^T x : Ax = b, x \in \mathbb{R}_+^n\}$$

together with its dual

$$\max\{b^T y : A^T y + s = c, s \in \mathbb{R}_+^n\}.$$

Recall that the central path may be characterized as  $x \cdot s = \mu \mathbf{1}, \mu > 0$ . So, if  $d \in \mathbb{R}_{++}^n$  is on the central path, then  $\mu \mathbf{1}./d$  is dual  $LP$ -feasible for some  $\mu > 0$ . Moreover, note that  $\mu \mathbf{1}./d$  is an element of the dual cone  $\mathcal{K}_{r,d}$ ; follows from the cone inclusion

$$\mathcal{K}_{n-1,d} \subseteq \mathcal{K}_{n-2,d} \subseteq \cdots \subseteq \mathcal{K}_{1,d} \subseteq \mathbb{R}_+^n \subseteq \mathcal{K}_{1,d}^* \subseteq \cdots \subseteq \mathcal{K}_{n-2,d}^* \subseteq \mathcal{K}_{n-1,d}^*$$

where  $\mathcal{K}_{n-1,d}^*$  consists of all nonnegative multiples of  $\mathbf{1}./d$ . Consequently  $\mu \mathbf{1}./d$  is feasible for the dual conic problem to  $HP_{r,d}$ , and by conic duality  $HP_{r,d}$  is bounded. The described argument easily generalizes to SOCP and SDP. If no such points  $d$  is readily available, think “self-dual embedding” for symmetric cones; this gives yet another, this time more theoretical justification for (C) – observe that the self-dual embedding will nearly double the sizes of the matrices we have to work with if we were to consider Newton’s like scheme based on linearization of, say, 3.1.1 below for tracing  $x(d)$ , and thus will increase the amount of computations roughly  $2^3 = 8$ -fold.

By convexity of  $K_{r,d}$  and assumption (D) it follows that KKT conditions are both necessary and sufficient for optimality in  $HP_{r,d}$ , and so the solution  $x = x(d)$  is characterized by a system of polynomial equations

$$\begin{cases} \nabla E_{n-r}(x./d) + A^T y = \tau c, \tau > 0, \\ E_{n-r}(x./d) = 0, \\ Ax = b \end{cases} \quad (3.1.1)$$

with  $x \in \mathcal{K}_{r,d}$  and  $y \in \mathbb{R}^m$ . To see why (D) implies necessity of KKT conditions, note that  $\nabla E_{n-r}(x./d)$  does not vanish at  $x(d)$ , for otherwise we must have that  $E_{n-r-1}(x(d)./d) = 0$  and so by Proposition 2.17  $x(d) \in \mathbb{R}_+^n$  and is optimal for  $LP$ . Strictly speaking, to characterize  $x(d)$  in the above we need to add another set of constraints ensuring  $x(d) \in \mathcal{K}_{r,d}$ , e.g., Corollary 2.16;  $p(x) = 0$  alone does not suffice.

In addition to assumptions (A)-(E), we will be assuming that

- (F)  $\text{rank}(A) = m$ ,
- (G)  $LP$  solution  $x^*$  is unique and has precisely  $m$  non-zeros.

(F) is a standard convenient assumption commonly underlying the interior-point methods and practically may be ensured by, say, performing a QR factorization of  $A$ . (G) is a convenient assumption that greatly simplifies the subsequent analysis; note that (G) is *generic* in a sense that it holds true almost surely for all infinitesimal perturbations of the constraint vector  $b$  by strict complementarity for LP, implying that even if (G) fails at first, it may be easily restored by slightly perturbing the original problem. We hypothesize that in fact (G) may be lifted altogether, but for the sake of compactness and readability of the manuscript we do not attempt to verify the latter claim now.



Observe that if we fix  $r = n - m - 1$ ,  $HP_{r,d}$  produces a *tight fit* relaxation to  $LP$ : any  $LP$  vertex, including the optimum, as a nonnegative solution to  $Ax = b$  having at most  $m$  non-zero entries, belongs to  $\partial\mathcal{K}_{r,d}$ , thus hypothetically even allowing  $x(d) = x^*$  for some well chosen  $d$ . In Section 4 we will see that such a choice is indeed possible.

Note that most of the observations we made so far may be extended beyond  $LP$  to other hyperbolic optimization problems, such as SOCP and SDP.

*Remark 3.5.* In characterizing the solution of  $HP_{r,d}$ , in particular the boundary of  $\mathcal{K}_{r,d}$ , rather than relying on  $p(x) = r!E_n(d)E_{n-r}(x./d)$  hyperbolic with respect to  $d$ , one may rely the concave on  $\mathcal{C}'(d)$  *ratio functional*

$$q(x) = \frac{p(x)}{p'(x)}.$$

Assuming (F) and using  $q(x)$ , Renegar has observed the existence of the so-called *central line* – a strictly feasible line segment  $\mathcal{L}$  whose closure contains  $x^*$  with an additional property that if  $d \in \mathcal{L}$  then  $x(d) = x^*$ ; moreover, turns out that the Jacobian of  $x(d)$  for  $d \in \mathcal{L}$  has a very special structure that allows for a nice geometric interpretation.

From computational point of view, fixing  $r = n - m - 1$ , the usage of  $q(x)$  instead of  $p(x)$  might help one to better address potential numerical ill-conditioning when considering the gradient and Hessian in linearized KKT for  $x(d)$  such as 3.1.1, as  $q(x)$  is proportional to

$$\frac{\prod_{i=1}^m \lambda_i(x)}{\sum_{i=1}^m \prod_{j \neq i} \lambda_j(x)} = \left( \sum_{i=1}^m \frac{1}{\lambda_i(x)} \right)^{-1}$$

while  $p(x)$  is proportional to  $\prod_{i=1}^m \lambda_i(x)$ , and thus  $q(x)$  suffers from the additive effect of simultaneously zeroing more than one eigenvalue of  $x$ , while for  $p(x)$  this effect is multiplicative, when (G) is lost. Recall that at least one eigenvalue of  $x$  approaches 0 as  $x$  nears the boundary of  $\mathcal{K}_{r,d}$ .

## 3.2 Choice of dynamics

We start by recalling that  $d \in \mathbb{R}_{++}^n$ , but  $x(d) \notin \mathbb{R}_{++}^n$ . From  $\mathcal{K}_{r,d} = \{x \in \mathbb{R}^m : x = d \cdot z, z \in \mathcal{K}_{r,1}\}$  and  $\mathbb{R}_{++}^n \subset \mathcal{K}_{r,1} \subset \mathbb{R}^n$  one may conclude that in general, the closer  $d$  is to a vertex of  $LP$ , the tighter the feasible region of  $HP_{r,d}$  fits around that vertex. This last informal observation suggests that given some initial value  $d_{(0)}$  of  $d$ , it might be beneficial to update  $d_{(0)} \mapsto d_{(1)}$  so that  $d_{(1)}$  is closer to the solution to  $LP$ , hoping that  $x(d_{(1)})$  gets closer to  $x^*$ . In particular, one could consider obtaining  $d_{(1)}$  by moving from  $d_{(0)}$  towards  $x^*$ . Since  $x^*$  is not known a priori, we may choose the next best possible candidate, namely  $x(d_{(0)})$  as a surrogate for  $x^*$  in the above.

The suggested dynamics for  $d$  and  $x(d)$  may be formalized through the ODE

$$\begin{aligned} \dot{d} &= x(d) - d, \\ d|_{t=0} &= d_{(0)}. \end{aligned} \tag{3.2.1}$$

Although, we chose this particular dynamics to govern the behavior of  $d$  and  $x(d)$ , many other choices are possible. We are interested in studying the continuous trajectories of  $d(t)$ ,  $t \in [0, \infty)$ , where  $d(t)$  solves 3.2.1.

The following statement was conjectured by Renegar: “under  $LP$  strict dual feasibility  $d(t)$  converges to  $x^*$ ”; for more details see the very recent [20]. We refine it by observing that  $x(d)$  might not even be defined if  $d$  is chosen poorly, i.e.,  $HP_{r,d}$  is unbounded; for convenience define  $x(\mathbf{0}) = \mathbf{0}$ .

**Theorem 3.6.** *If for all  $t \geq 0$  we have bounded  $HP_{r,d(t)}$ , then  $d(t) \rightarrow x^*$  as  $t \rightarrow \infty$ .*

*Proof.* Follows from  $c^T \dot{d} = c^T(x(d) - d) < 0$  since  $HP_{r,d}$  is a relaxation of  $LP$ .  $\square$

We hypothesize that indeed for  $HP_{r,d(t)}$  to stay bounded for all  $t \geq 0$  it suffices to choose initial value  $d_{(0)}$  corresponding to bounded  $HP_{r,d_{(0)}}$ , in which case both  $d(t)$  and  $x(d(t))$  converge to  $x^*$  as  $t \rightarrow \infty$ .

Note that with choice of affine feasible  $d_{(0)}$ , the trajectory  $d(t)$  remains affine feasible for all  $t \geq 0$ . Let columns of  $B$  form a basis for  $\text{null}(A)$ . Any affine feasible point  $d$  can be written as  $d = d_{(0)} + B\delta$  for some  $\delta \in \mathbb{R}^{n-m}$ . ODE 3.2.1 may be re-written as

$$\begin{aligned} B\dot{\delta} &= d_{(0)} + B\xi(\delta) - d_{(0)} - B\delta, \\ B\delta|_{t=0} &= d - d_{(0)}, \end{aligned}$$

where  $x(d) = d_{(0)} + B\xi(\delta)$ . Since  $B$  is injective, the above is equivalent to

$$\begin{aligned} \dot{\delta} &= \xi(\delta) - \delta, \\ \delta|_{t=0} &= \delta_{(0)}. \end{aligned}$$

Consequently, we can pick an arbitrary affine coordinate system of  $\{x \in \mathbb{R}^n : Ax = b\}$  to analyze 3.2.1. Thus, we call ODE 3.2.1 *affine invariant*.

A corresponding discrete algorithm may be based on approximating the trajectories  $d(t)$  and  $x(d(t))$  iteratively, generating a sequence of pairs,  $(d_i, x_i)$ ,  $i = 1, \dots, \infty$ :

- given  $d_i$ , compute  $x_i \approx x(d_i)$ ,
- set  $d_{i+1} = d_i + \alpha(x_i - d_i)$  for some properly chosen  $\alpha \in (0, 1)$ , iterate.

Note that characterization 3.1.1 suggests a way to trace  $x(d)$  when  $d$  changes ever so slightly using, for example, Newton’s method.

*Remark 3.7.* Although, as we will see in Section 5, trajectories  $d(t)$  generalize the notion of the central path, there appears to be no known analogue for  $x(d(t))$ . In our limited numerical experiments  $x(d(t))$  typically converged to  $x^*$  much sooner than  $d(t)$ , which suggests that algorithmically one might focus on tracing  $x(d(t))$ .

In the subsequent section we formally introduce the notion of the central line  $\mathcal{L}$  which acts as an *invariant* set w.r.t. dynamics of the Shrink-Wrapping iterates  $d$  (and  $x(d)$ ) – invariant in a sense that if  $d(t_0) \in \mathcal{L}$  for some  $t_0$ , then  $d(t) \in \mathcal{L}$  for all  $t \geq t_0$ . Next, we devote our attention to studying Shrink-Wrapping trajectories near the central line; in turn, choosing the neighborhood of this invariant set properly will enable us to lift the extra assumption on  $HP_{r,d(t)}$  to stay bounded for all  $t \geq 0$ . We observe the special structure of the Hessian of  $x(d)$  where  $d$  belongs to  $\mathcal{L}$  relying only on polynomials in characterization of solution to  $HP_{r,d}$ . The latter allows us to significantly simplify the analysis of Shrink-Wrapping trajectories in the neighborhood of  $\mathcal{L}$ , as compared to [23], and show that the central line acts as *attractor* set for  $d$ , provided the initial iterate  $d_{(0)}$  was chosen significantly close to  $\mathcal{L}$ .

## 4 On Shrink-Wrapping trajectories

### 4.1 Invariant central line

For a set of indices  $\mathcal{B}$  let  $x_{\mathcal{B}}$  denote a vector with coordinates  $x_i$ ,  $i \in \mathcal{B}$ , e.g.,

$$\begin{pmatrix} 1 \\ 2 \\ 5 \\ 6 \end{pmatrix}_{\{3,4\}} = \begin{pmatrix} 5 \\ 6 \end{pmatrix}.$$

We also simply write  $x_{-i}$  when we want to obtain a vector from  $x$  of dimension one less by dropping  $i^{\text{th}}$  coordinate. Let  $x.^2 = x.*x$ ; as usual, power operation takes precedence over multiplication or division. Component-wise vector operations take precedence over standard operations on vectors, and otherwise occur in order of appearance. For two vector-valued functions  $x, y : \mathcal{P} \rightarrow \mathbb{R}^n$ , we write  $x = O(y)$  if there is a constant  $K > 0$  such that  $|x_i| \leq K|y_i|$ ,  $\forall i = 1, n, \forall p \in \mathcal{P}$ .  $[A; B]$  denotes vertical block-matrix consisting of  $A, B$ :

$$[A; B] = \begin{pmatrix} A \\ B \end{pmatrix}.$$

For a matrix  $A$  we use  $A_{:,i}$  to denote its  $i^{\text{th}}$  column.

From now on, fix  $r = n - m - 1$  in  $HP_{r,d}$ ; note  $x^*$  belongs to the boundary of  $\mathcal{K}_{r,d}$ . Given (E), without loss of generality we may assume the last  $m$  coordinates of  $x^*$  to be non-zero. We choose the following parametrization of  $\{x \in \mathbb{R}^n : Ax = b\}$ : let  $\xi$  denote first  $n - m$  components of affine feasible  $x$ . Note that  $\xi = \mathbf{0}$  at the  $LP$  optimum  $x^*$ . Fixing  $\mathcal{B} = \{n - m + 1, n - m + 2, \dots, n\}$ ,  $x_{\mathcal{B}} \in \mathbb{R}^m$  corresponds to last  $m$  components of  $x$ ; note  $x_{\mathcal{B}}^*$  is a vector of (non-zero) basic components of  $x^*$ , compare this notation with the example in Section 3. Similarly, we denote  $\delta$  to be first  $n - m$  components of hyperbolicity direction vector  $d$ , and  $d_{\mathcal{B}}$  its last  $m$  components.

Note that if  $x$  is affine feasible, we may re-write  $Ax = b$  as  $x_{\mathcal{B}} = \tilde{A}\xi + x_{\mathcal{B}}^*$  for some  $\tilde{A} \in \mathbb{R}^{m \times n - m}$ ; similarly  $d_{\mathcal{B}} = \tilde{A}\delta + x_{\mathcal{B}}^*$ . Recall that ODE 3.2.1 is affine invariant; thus, to understand  $d(t)$  we may equivalently analyze trajectories  $\delta(t)$  of

$$\begin{aligned} \dot{\delta} &= \xi(\delta) - \delta, \\ \delta|_{t=0} &= \delta(0). \end{aligned} \tag{4.1.1}$$

**Definition 4.1.** An open linear segment  $\mathcal{L} \subset \{x \in \mathbb{R}_{++}^n : Ax = b\}$  whose closure contains  $x^*$  is called *the central line* if for any  $d \in \mathcal{L}$  we have  $x(d) = x^*$ , and  $\mathcal{L}$  is not a proper subset of any other linear segment with the above properties.

Since we will be mostly working with first  $n - m$  coordinate parametrization of  $\{x \in \mathbb{R}^n : Ax = b\}$  and, in particular, ODE 4.1.1, we allow for a minor abuse of notation by using the same symbol  $\mathcal{L}$  for the central line whether when referring to a subset of  $\mathbb{R}^n$  as in the definition above, or its projection onto first  $n - m$  coordinates.

**Proposition 4.2.** *The central line exists.*

*Proof.* Rewriting the first equation of conditions 3.1.1 in the first  $n - m$  coordinates

$$[I; \tilde{A}]^T \text{Diag}(\mathbf{1}/d) \nabla_z E_{m+1}(z)|_{z=x./d} = \tau [I; \tilde{A}]^T c,$$

and observing that  $(\nabla_z E_{m+1}(z))_i = E_m(z_{-i}), i = 1, \dots, n$ , at  $x = x^*$  we get

$$E_m(d_{\mathcal{B}}) \mathbf{1}/\delta = \tau [I; \tilde{A}]^T c, \quad (4.1.2)$$

recalling that  $x^*$  has only last  $m$  non-zeros.

Since  $x^*$  is a unique minimizer for  $LP$ , we must have that

$$\xi^T [I; \tilde{A}]^T c > 0, \forall \xi \in \mathbb{R}_+^{n-m},$$

and so  $[I; \tilde{A}]^T c \in \mathbb{R}_{++}^{n-m}$  by elementary LP conic duality.

Set  $\tilde{\delta} = \mathbf{1}/([I; \tilde{A}]^T c) \in \mathbb{R}_{++}^{n-m}$  and observe that  $\Delta_{\max} > 0$  may be chosen such that the linear segment  $\mathcal{L} = \{d \in \mathbb{R}_{++}^n : d = x^* + [I; \tilde{A}] \tilde{\delta} \cdot \Delta, \Delta \in (0, \Delta_{\max})\}$  is the largest possible. In turn, any  $\delta$  corresponding to  $d \in \mathcal{L}$  will result in positive  $\tau$  in 4.1.4; moreover, clearly  $x^* \in \partial \mathcal{K}_{r,d}$  since, again,  $x^*$  has precisely  $m$  zeros, and so 3.1.1 is satisfied at  $x^*$ . Therefore, for any  $d \in \mathcal{L}$  we have  $x(d) = x^*$ .  $\square$

Due to affine invariance of ODE 3.2.1 for the purpose of its analysis, without loss of generality, we assume that  $[I; \tilde{A}]^T c = \mathbf{1}$  and consequently  $\delta = \Delta \mathbf{1}, \Delta > 0$ , when  $d \in \mathcal{L}$ : if not, simply re-scale the first  $n - m$  coordinates accordingly.

Observe that the elementary symmetric polynomial in  $x = [\xi; x_{\mathcal{B}}] \in \mathbb{R}^n$  satisfies

$$E_{m+1}(x) = E_1(\xi) E_m(x_{\mathcal{B}}) + E_2(\xi) E_{m-1}(x_{\mathcal{B}}) + E_3(\xi) E_{m-2}(x_{\mathcal{B}}) + \dots \quad (4.1.3)$$

**Proposition 4.3.** *The Jacobian of  $\xi(\delta)$  for  $\delta \in \mathcal{L}$  is of the form*

$$J_{\xi}(\delta) = -\frac{E_m(x_{\mathcal{B}}^*/d_{\mathcal{B}})}{E_{m-1}(x_{\mathcal{B}}^*/d_{\mathcal{B}})} \left( I - \frac{\mathbf{1}\mathbf{1}^T}{n-m} \right).$$

*Proof.* In order to compute the derivative of  $\xi(\delta)$  for  $\delta \in \mathcal{L}$  we implicitly differentiate 3.1.1. Consider a vector  $\dot{\xi}_{\delta_1}$  of partial derivatives  $\frac{\partial \xi(\delta)}{\partial \delta_1}$  – the first column of  $J_{\xi}(\delta)^T$ .

Differentiating second equation of 3.1.1 and re-writing it terms of  $\delta, \xi$ , recalling that 4.1.4 implies  $\nabla_{\xi} E_{m+1}(x./d)|_{\xi=\mathbf{0}}$  is a positive multiple of  $\mathbf{1}$  since  $\delta$  is also a positive multiple of  $\mathbf{1}$ , it follows that  $\dot{\xi}_{\delta_1}$  is orthogonal to  $\mathbf{1}$ , that is,

$$\mathbf{1}^T \dot{\xi}_{\delta_1} = 0.$$

In order to differentiate the first equation in 3.1.1, we first revisit the expression of the gradient of  $E_{m+1}(x./d)$  in coordinates  $\delta, \xi$ : note that 4.1.3 implies

$$\begin{aligned} \nabla_{\xi} E_{m+1}(x./d) &= \nabla_{\xi} E_{m+1}([\xi; x_{\mathcal{B}}] ./ [\delta; d_{\mathcal{B}}]) \\ &= \nabla_{\xi} (E_1(\xi./\delta) E_m(x_{\mathcal{B}}./d_{\mathcal{B}}) + E_2(\xi./\delta) E_{m-1}(x_{\mathcal{B}}./d_{\mathcal{B}}) + \dots) \\ &= \text{Diag}(\mathbf{1}/\delta) \mathbf{1} E_m(x_{\mathcal{B}}./d_{\mathcal{B}}) + \\ &\quad E_1(\xi./\delta) \tilde{A}^T \text{Diag}(\mathbf{1}/d_{\mathcal{B}}) \nabla_z E_m(z)|_{z=x_{\mathcal{B}}./d_{\mathcal{B}}} + \\ &\quad \text{Diag}(\mathbf{1}/\delta) \nabla_z E_2(z)|_{z=\xi./\delta} E_{m-1}(x_{\mathcal{B}}./d_{\mathcal{B}}) + \\ &\quad E_2(\xi./\delta) \tilde{A}^T \text{Diag}(\mathbf{1}/d_{\mathcal{B}}) \nabla_z E_{m-1}(z)|_{z=x_{\mathcal{B}}./d_{\mathcal{B}}} + \dots \end{aligned} \quad (4.1.4)$$

Differentiating the above and evaluating at  $\xi = \mathbf{0}$  we get

$$\begin{aligned} \frac{\partial}{\partial \delta_1} (\text{Diag}(1./\delta) \mathbf{1} E_m(x_{\mathcal{B}\cdot}/d_{\mathcal{B}})) &= \text{Diag}([-1./\delta_1^2; \mathbf{0}]) \mathbf{1} E_m(x_{\mathcal{B}\cdot}^*/d_{\mathcal{B}}) + \\ &\quad \text{Diag}(1./\delta) \mathbf{1} \nabla_z E_m(z)|_{z=x_{\mathcal{B}\cdot}^*/d_{\mathcal{B}}}^T \left( (\tilde{A} \dot{\xi}_{\delta_1}) ./ d_{\mathcal{B}} \right) + \\ &\quad \text{Diag}(1./\delta) \mathbf{1} \nabla_z E_m(z)|_{z=x_{\mathcal{B}\cdot}^*/d_{\mathcal{B}}}^T \left( -x_{\mathcal{B}\cdot}^*/d_{\mathcal{B}}.^2 \cdot \tilde{A}_{:,1} \right), \end{aligned}$$

$$\frac{\partial}{\partial \delta_1} \left( E_1(\xi./\delta) \tilde{A}^T \text{Diag}(1./d_{\mathcal{B}}) \nabla_z E_m(z)|_{z=x_{\mathcal{B}\cdot}/d_{\mathcal{B}}} \right) = \mathbf{1}^T \left( \dot{\xi}_{\delta_1} ./ \delta \right) \tilde{A}^T \text{Diag}(1./d_{\mathcal{B}}) \nabla_z E_m(z)|_{z=x_{\mathcal{B}\cdot}^*/d_{\mathcal{B}}},$$

$$\frac{\partial}{\partial \delta_1} (\text{Diag}(1./\delta) \nabla_z E_2(z)|_{z=\xi./\delta} E_{m-1}(x_{\mathcal{B}\cdot}/d_{\mathcal{B}})) = \text{Diag}(1./\delta) (\mathbf{1}^T - I) \text{Diag}(1./\delta) \dot{\xi}_{\delta_1} E_{m-1}(x_{\mathcal{B}\cdot}^*/d_{\mathcal{B}}),$$

and

$$\frac{\partial}{\partial \delta_1} \left( E_2(\xi./\delta) \tilde{A}^T \text{Diag}(1./d_{\mathcal{B}}) \nabla_z E_{m-1}(z)|_{z=x_{\mathcal{B}\cdot}/d_{\mathcal{B}}} \right) = \mathbf{0}$$

with all the remaining ‘‘higher-order’’ in  $\xi$  terms in the expression for  $\frac{\partial}{\partial \delta_1} \nabla_{\xi} E_{m+1}(x./d)$  being zero. As a result, at  $\delta = \Delta \mathbf{1} \in \mathcal{L}$  where  $\Delta > 0$  and corresponding  $\xi = \mathbf{0}$ , the first equation of differentiated 3.1.1 becomes

$$\begin{aligned} \frac{\partial \tau}{\partial \delta_1} [I; \tilde{A}]^T c &= [-1/\Delta^2; \mathbf{0}] E_m(x_{\mathcal{B}\cdot}^*/d_{\mathcal{B}}) + \\ &\quad \frac{1}{\Delta} \nabla_z E_m(z)|_{z=x_{\mathcal{B}\cdot}^*/d_{\mathcal{B}}}^T \left( (\tilde{A} \dot{\xi}_{\delta_1}) ./ d_{\mathcal{B}} - x_{\mathcal{B}\cdot}^*/d_{\mathcal{B}}.^2 \cdot \tilde{A}_{:,1} \right) \mathbf{1} - \\ &\quad \frac{1}{\Delta^2} \dot{\xi}_{\delta_1} E_{m-1}(x_{\mathcal{B}\cdot}^*/d_{\mathcal{B}}), \end{aligned} \quad (4.1.5)$$

observing the cancelations due to the orthogonality condition  $\mathbf{1}^T \dot{\xi}_{\delta_1} = 0$ ; note that the affine feasibility requirement is satisfied by the choice of coordinates.

Finally, to compute  $\dot{\xi}_{\delta_1}$  we need to solve 4.1.5 together with  $\mathbf{1}^T \dot{\xi}_{\delta_1} = 0$  – a system of  $n - m + 1$  equations in  $n - m + 1$  variables  $\dot{\xi}_{\delta_1}, \frac{\partial \tau}{\partial \delta_1}$ . Pre-multiplying both sides of the expression by  $\mathbf{1}^T$ , recalling  $[I; \tilde{A}]^T c = \mathbf{1}$ , we obtain

$$\frac{\partial \tau}{\partial \delta_1} = \frac{-E_m(x_{\mathcal{B}\cdot}^*/d_{\mathcal{B}})}{(n - m)\Delta^2} + \frac{\omega}{\Delta}.$$

where

$$\omega = \nabla_z E_m(z)|_{z=x_{\mathcal{B}\cdot}^*/d_{\mathcal{B}}}^T \left( (\tilde{A} \dot{\xi}_{\delta_1}) ./ d_{\mathcal{B}} - x_{\mathcal{B}\cdot}^*/d_{\mathcal{B}}.^2 \cdot \tilde{A}_{:,1} \right).$$

Now, using the expression for  $\frac{\partial \tau}{\partial \delta_1}$  we may re-write 4.1.5 as

$$\frac{-E_m(x_{\mathcal{B}\cdot}^*/d_{\mathcal{B}})}{(n - m)\Delta^2} \mathbf{1} = [-1/\Delta^2; \mathbf{0}] E_m(x_{\mathcal{B}\cdot}^*/d_{\mathcal{B}}) - \frac{1}{\Delta^2} \dot{\xi}_{\delta_1} E_{m-1}(x_{\mathcal{B}\cdot}^*/d_{\mathcal{B}}),$$

resulting in

$$\dot{\xi}_{\delta_1} = -\frac{E_m(x_{\mathcal{B}\cdot}^*/d_{\mathcal{B}})}{E_{m-1}(x_{\mathcal{B}\cdot}^*/d_{\mathcal{B}})} \left( e_{(1)} - \frac{\mathbf{1}}{n - m} \right)$$

where  $e_{(1)} = [1; \mathbf{0}] \in \mathbb{R}^{n-m}$  is the first unit vector.

Similarly, we derive the expressions for  $\frac{\partial \xi(\delta)}{\partial \delta_i}$ ,  $i = 2, \dots, n - m$ .  $\square$

The Jacobian of  $\xi(\delta)$  for  $\delta \in \mathcal{L}$  may be interpreted as a negative projection onto the null space of  $\mathbf{1}^T$  with a corresponding multiple  $\frac{E_m(x_{\mathcal{B}}^*/d_{\mathcal{B}})}{E_{m-1}(x_{\mathcal{B}}^*/d_{\mathcal{B}})} > 0$  – recall that  $d = [\delta; d_{\mathcal{B}}] \in \mathbb{R}_{++}^n$  for  $\delta \in \mathcal{L}$ ; note that  $\frac{E_m(x_{\mathcal{B}}^*/d_{\mathcal{B}})}{E_{m-1}(x_{\mathcal{B}}^*/d_{\mathcal{B}})}$  is finite for all  $\delta \in \mathcal{L}$ . In turn, this implies that, up to first order, a small deviation of  $\delta$  from  $\mathcal{L}$  in the direction orthogonal to  $\mathbf{1}$ , that is, orthogonal to the central line, results in the displacement of the corresponding  $\xi(\delta)$  in precisely the opposite direction, see Figure 5.

The last observation suggests that  $\mathcal{L}$  might be an attractor set: when considering the dynamics of 4.1.1, note that small deviations of  $\delta$  away from  $\mathcal{L}$  appear to be counteracted by corresponding changes in  $\xi(\delta)$  away from  $\mathbf{0}$ , thus, forcing  $\delta(t)$  to cross-over the central line. In what follows we will see that indeed this is the case.

## 4.2 Trajectories near central line

It is convenient to introduce the following orthogonal decomposition of  $\delta \in \mathbb{R}_{++}^{n-m}$ :

$$\delta = \delta_{\parallel} + \delta_{\perp}, \text{ where } \delta_{\parallel} = \Delta \mathbf{1}, \Delta > 0, \text{ and } \mathbf{1}^T \delta_{\perp} = 0.$$

Intuitively, if

$$\begin{cases} \dot{\delta}_{\parallel} & \approx -1 \cdot \delta_{\parallel}, \\ \dot{\delta}_{\perp} & \approx -(1 + \theta) \cdot \delta_{\perp}, \end{cases}$$

for some  $\theta > 0$  and the approximation above is “accurate enough”, we expect

$$\begin{cases} \delta_{\parallel}(t) & \approx \delta_{\parallel}(0) \cdot e^{-t}, \\ \delta_{\perp}(t) & \approx \delta_{\perp}(0) \cdot e^{-(1+\theta)t}, \end{cases}$$

and so

$$\left\| \frac{\delta_{\perp}(t)}{\delta_{\parallel}(t)} \right\| \approx \left\| \frac{\delta_{\perp}(0)}{\delta_{\parallel}(0)} \right\| \cdot e^{-\theta t} \rightarrow 0 \text{ as } t \rightarrow \infty.$$

Note that the Jacobian of  $\xi(\delta)$  for  $\delta \in \mathcal{L}$  suggests that the system 4.1.1 indeed assumes the form of ODE as above, at least in some vicinity of the central line. However, as we witness in this subsection, although our intuition proves to be correct, we have to be quite careful since  $\xi(\delta)$  governing 4.1.1 might easily fail to be differentiable at  $\delta = \mathbf{0}$ .

For the next lemma we allow for a slight abuse of notation using  $\delta_{\parallel}$  to denote the first coordinate  $\delta_1$  of a vector  $\delta$ , and  $\delta_{\perp}$  to denote the vector of the remaining coordinates  $\delta_{-1}$  in some orthonormal basis; note that this is consistent with, say, equipping  $\mathbb{R}^{n-m}$  with a system of orthonormal coordinates where the first coordinate axis is aligned with  $\mathbf{1}$ . The quality of the approximation in the ODE above that suffices for our purposes may be characterized by the following statement.

**Lemma 4.4.** *Let  $\delta$  be governed by the following ODE with locally Lipschitz continuous right-hand side*

$$\begin{cases} \dot{\delta}_{\parallel} & = -1 \cdot \delta_{\parallel} + O\left(\frac{\|\delta_{\perp}\|^2}{\delta_{\parallel}} \mathbf{1}\right), \\ \dot{\delta}_{\perp} & = -(1 + \theta) \cdot \delta_{\perp} + O\left(\frac{\|\delta_{\perp}\|^2}{\delta_{\parallel}} \mathbf{1}\right), \end{cases}$$

for some  $\theta > 0$ . Then for any fixed  $\Delta_1 > 0$  there exists  $\epsilon > 0$  such that for any initial  $\delta(0) = \delta_{\parallel}(0) + \delta_{\perp}(0)$  in the central wedge

$$\mathcal{W} = \{\delta : \|\delta_{\perp}\| < \delta_{\parallel} \cdot \epsilon \text{ and } \Delta \in (0, \Delta_1)\}$$

we have

$$\delta_{\parallel}(t) \leq \delta_{\parallel}(0) e^{-\nu t}$$

for some  $\nu > 0$ , and

$$\left\| \frac{\delta_{\perp}(t)}{\delta_{\parallel}(t)} \right\| \leq \left\| \frac{\delta_{\perp}(0)}{\delta_{\parallel}(0)} \right\| e^{-\omega t},$$

for some  $\omega > 0$ , and so  $\delta(t) \in \mathcal{W}$  for all  $t \geq 0$ ; moreover,  $\omega \rightarrow \theta, \nu \rightarrow 1$  as  $\left\| \frac{\delta_{\perp}(0)}{\delta_{\parallel}(0)} \right\| \rightarrow 0$ .

*Proof.* Since the right-hand side of the ODE above is locally Lipschitz continuous, the unique and continuously-differentiable solution  $\delta(t)$  exists for any choice of initial  $\delta_{\parallel}(0) \neq 0$  and arbitrary  $\delta_{\perp}(0)$ , at least on some open interval of  $t$  containing 0. Consider

$$\frac{1}{2} \frac{d}{dt} \left\| \frac{\delta_{\perp}}{\delta_{\parallel}} \right\|^2 = \left( \frac{\dot{\delta}_{\perp} \delta_{\parallel} - \dot{\delta}_{\parallel} \delta_{\perp}}{\delta_{\parallel}^2} \right)^T \frac{\delta_{\perp}}{\delta_{\parallel}} = -\theta \frac{\delta_{\perp}^T \delta_{\perp}}{\delta_{\parallel}^2} - \frac{\delta_{\perp}^T O\left(\frac{\|\delta_{\perp}\|^2}{\delta_{\parallel}} \mathbf{1}\right)}{\delta_{\parallel}^2} - O\left(\frac{\|\delta_{\perp}\|^2}{\delta_{\parallel}}\right) \frac{\delta_{\perp}^T \delta_{\perp}}{\delta_{\parallel}^3}$$

and note that by Cauchy-Schwarz inequality

$$\omega \left\| \frac{\delta_{\perp}}{\delta_{\parallel}} \right\|^2 \Big|_{t=0} \leq -\frac{1}{2} \frac{d}{dt} \left\| \frac{\delta_{\perp}}{\delta_{\parallel}} \right\|^2 \Big|_{t=0},$$

where

$$\omega = \left( \theta - K_1 \left\| \frac{\delta_{\perp}}{\delta_{\parallel}} \right\| - K_2 \left\| \frac{\delta_{\perp}}{\delta_{\parallel}} \right\|^2 \right) \Big|_{t=0}$$

and the constants  $K_1, K_2 > 0$  satisfy

$$\left\| O\left(\frac{\|\delta_{\perp}\|^2}{\delta_{\parallel}} \mathbf{1}\right) \right\| \leq K_1 \frac{\|\delta_{\perp}\|^2}{|\delta_{\parallel}|}$$

and

$$\left| O\left(\frac{\|\delta_{\perp}\|^2}{\delta_{\parallel}}\right) \right| \leq K_2 \frac{\|\delta_{\perp}\|^2}{|\delta_{\parallel}|}.$$

Clearly,  $\omega > 0$  provided  $\left\| \frac{\delta_{\perp}(0)}{\delta_{\parallel}(0)} \right\|$  is small enough, e.g.,  $\delta(0) \in \mathcal{W}$  for sufficiently small  $\epsilon$ .

Continuity of  $\delta(t)$  implies  $\frac{d}{dt} \left\| \frac{\delta_{\perp}}{\delta_{\parallel}} \right\|^2 < 0$  for  $t \in [0, \tau)$  for some  $\tau > 0$ , and so  $\left\| \frac{\delta_{\perp}}{\delta_{\parallel}} \right\|^2$  is decreasing on  $[0, \tau)$ ; therefore, if  $\delta(0) \in \mathcal{W}$  and, in addition,  $\delta_{\parallel}(t)$  is non-increasing, then  $\delta(t) \in \mathcal{W}$  for all  $t \in [0, \tau)$ . Moreover, for any fixed  $\kappa > 0$  we may choose  $\tau$  such that for all  $t \in [0, \tau]$  we have

$$0 < \frac{\omega}{1 + \kappa} \left\| \frac{\delta_{\perp}}{\delta_{\parallel}} \right\|^2 \Big|_{t=0} \leq -\frac{1}{2} \frac{d}{dt} \left\| \frac{\delta_{\perp}}{\delta_{\parallel}} \right\|^2,$$

and so

$$\left\| \frac{\delta_{\perp}}{\delta_{\parallel}} \right\|^2 \Big|_{t=\tau} - \left\| \frac{\delta_{\perp}}{\delta_{\parallel}} \right\|^2 \Big|_{t=0} = \int_{t=0}^{\tau} \frac{d}{dt} \left\| \frac{\delta_{\perp}}{\delta_{\parallel}} \right\|^2 dt \leq -\frac{2\omega}{1+\kappa} \left\| \frac{\delta_{\perp}}{\delta_{\parallel}} \right\|^2 \Big|_{t=0} \tau.$$

Similarly, differentiating  $\delta_{\parallel}^2$  and choosing  $\epsilon$  small enough in  $\mathcal{W} \ni \delta(0)$ , we may show that for sufficiently small  $\tau > 0$  we have

$$-\frac{1}{2} \frac{d}{dt} \delta_{\parallel}^2 = -\dot{\delta}_{\parallel} \delta_{\parallel} = \delta_{\parallel}^2 - \delta_{\parallel} O\left(\frac{\|\delta_{\perp}\|^2}{\delta_{\parallel}} \mathbf{1}\right) \geq \delta_{\parallel}^2 \left(1 - K_2 \left\| \frac{\delta_{\perp}}{\delta_{\parallel}} \right\|^2\right) > 0$$

for  $t \in [0, \tau]$ , and so  $\delta_{\parallel}$  is monotone-decreasing on  $[0, \tau]$  implying  $\delta(t) \in \mathcal{W}$ , and

$$\delta_{\parallel}^2 \Big|_{t=\tau} - \delta_{\parallel}^2 \Big|_{t=0} \leq -\frac{2\nu}{1+\kappa} \delta_{\parallel}^2 \Big|_{t=0} \tau$$

where

$$\nu = \left(1 - K_2 \left\| \frac{\delta_{\perp}}{\delta_{\parallel}} \right\|^2\right) \Big|_{t=0}.$$

Noting that since  $\delta(\tau) \in \mathcal{W}$ , the argument above may be repeated at  $t = \tau$  treating it as  $t = 0$ , we observe that the solution  $\delta(t) \in \mathcal{W}$  with the above properties may be extended to any  $t \geq 0$ . Finally, it is left to recognize the exponents in the bounds for  $\left\| \frac{\delta_{\perp}}{\delta_{\parallel}} \right\|^2 \Big|_{t=\tau} - \left\| \frac{\delta_{\perp}}{\delta_{\parallel}} \right\|^2 \Big|_{t=0}$  and  $\delta_{\parallel}^2 \Big|_{t=\tau} - \delta_{\parallel}^2 \Big|_{t=0}$  while letting  $\tau \rightarrow 0$ , followed by  $\kappa \rightarrow 0$ .  $\square$

Observing that our proof relies on the big- $O$  form of the ODE only in some central wedge  $\mathcal{W}$ , that  $\theta$  only needs to be bounded away from 0 on  $\mathcal{W}$ , and choosing the coordinate system for  $\delta \in \mathbb{R}^{n-m}$  so that the first coordinate is aligned with  $\delta_{\parallel}$ , we may state the following result; recall  $\delta = \delta_{\parallel} + \delta_{\perp}$  forms orthogonal decomposition of  $\delta$ .

**Corollary 4.5.** *If in some central wedge*

$$\widetilde{\mathcal{W}} = \{\delta \in \mathbb{R}^{n-m} : \delta = \delta_{\parallel} + \delta_{\perp}, \delta_{\parallel} = \Delta \mathbf{1}, \mathbf{1}^T \delta_{\perp} = 0, \|\delta_{\perp}\| < \|\delta_{\parallel}\| \cdot \tilde{\epsilon}, \text{ and } \Delta \in (0, \Delta_1)\}$$

$\xi(\delta)$  is locally Lipschitz continuous, and the ODE 4.1.1 may be re-written as

$$\dot{\delta} = -\delta - \theta \cdot \delta_{\perp} + O\left(\frac{\|\delta_{\perp}\|^2}{\|\delta_{\parallel}\|} \mathbf{1}\right) \quad (4.2.1)$$

where  $\theta = \theta(\delta) > 0$  is bounded away from 0 on  $\widetilde{\mathcal{W}}$ , then there is a possibly smaller central wedge  $\mathcal{W} \subseteq \widetilde{\mathcal{W}}$  corresponding to  $\epsilon \leq \tilde{\epsilon}$ ,

$$\mathcal{W} = \{\delta \in \mathbb{R}^{n-m} : \delta = \delta_{\parallel} + \delta_{\perp}, \delta_{\parallel} = \Delta \mathbf{1}, \mathbf{1}^T \delta_{\perp} = 0, \|\delta_{\perp}\| < \|\delta_{\parallel}\| \cdot \epsilon, \text{ and } \Delta \in (0, \Delta_1)\},$$

such that for some fixed  $\nu, \omega > 0$  we have

$$\begin{aligned} \|\delta_{\parallel}(t)\| &\leq \|\delta_{\parallel}(0)\| e^{-\nu t}, \\ \left\| \frac{\delta_{\perp}(t)}{\delta_{\parallel}(t)} \right\| &\leq \left\| \frac{\delta_{\perp}(0)}{\delta_{\parallel}(0)} \right\| e^{-\omega t}, \end{aligned}$$

for any  $\delta(0) \in \mathcal{W}$ .



We say that  $\delta$  converges exponentially to  $\mathcal{L}$  if  $\left\| \frac{\delta_{\perp}(t)}{\delta_{\parallel}(t)} \right\| \leq \left\| \frac{\delta_{\perp}(0)}{\delta_{\parallel}(0)} \right\| e^{-\omega t}$ ,  $\omega > 0$ , and  $\|\delta(t)\| \leq \|\delta(0)\| e^{-\eta t}$ ,  $\eta > 0$ , see Figure 5; we say that  $\xi = \xi(\delta)$  converges exponentially to  $\mathbf{0}$  if  $\|\xi(t)\| \leq \|\xi(0)\| e^{-\varpi t}$ ,  $\varpi > 0$ . The **main result** of this section is as follows.

**Theorem 4.6.** *For any  $\Delta_1 \in (0, \Delta_{\max})$ , there is a corresponding central wedge  $\mathcal{W}$  such that if  $\delta(0) \in \mathcal{W}$  then  $\delta(t)$  converges exponentially to the central line  $\mathcal{L}$ . Moreover, the corresponding  $\xi(t) = \xi(\delta(t))$  converges exponentially to  $\mathbf{0}$ .*

Observe that to prove the theorem, by Corollary 4.5 it is left to exhibit that indeed the ODE 4.1.1 may be written in the form 4.2.1 in some central wedge  $\widetilde{\mathcal{W}}$ .

We start by investigating the behavior of  $\xi(\delta)$  for  $\delta$  near the central line. Recall that the necessary and sufficient conditions 3.1.1 for  $x(d)$  may be re-written in terms of  $\delta, \xi$  to characterize  $\xi(\delta)$  by

$$\begin{cases} \nabla_{\xi} E_{m+1}([\xi; x_{\mathcal{B}}] ./ [\delta; d_{\mathcal{B}}]) - \tau \mathbf{1} = \mathbf{0}, \\ E_{m+1}([\xi; x_{\mathcal{B}}] ./ [\delta; d_{\mathcal{B}}]) = 0, \end{cases}$$

where the expression for  $\nabla_{\xi} E_{m+1}([\xi; x_{\mathcal{B}}] ./ [\delta; d_{\mathcal{B}}])$  may be found in 4.1.4,  $\tau > 0$ , and, additionally,  $[\xi; x_{\mathcal{B}}] \in \mathcal{K}_{n-m-1, d}$  captured, for example, via Corollary 2.16; note that  $\tau > 0$  guarantees that  $\xi$  corresponds to the minimum and not the maximum in  $HP_{r, d}$ .

First, we drop the positivity requirement on  $\tau$  and consider the conditions for the extremum of  $HP_{r, d}$ , treating  $\delta$  as a fixed parameter, which may be written as

$$f(\xi) = \begin{pmatrix} \text{proj}_{\mathbf{1}^{\perp}}(\nabla_{\xi} E_{m+1}([\xi; x_{\mathcal{B}}] ./ [\delta; d_{\mathcal{B}}])) \\ E_{m+1}([\xi; x_{\mathcal{B}}] ./ [\delta; d_{\mathcal{B}}]) \end{pmatrix} = \mathbf{0} \in \mathbb{R}^{n-m}$$

where  $\text{proj}_{\mathbf{1}^{\perp}}$  is a projection onto the subspace orthogonal to  $\mathbf{1}$  in some suitable basis, e.g.,  $\text{proj}_{\mathbf{1}^{\perp}}(\omega) = P^T \omega$ ,  $P = [\mathbf{1}^T; -I] \in \mathbb{R}^{(n-m) \times (n-m-1)}$ . That is, for a fixed  $\delta$ ,  $\xi(\delta)$  corresponds to a root of  $f(\xi)$  and the above produces  $n - m$  polynomial equations in  $n - m$  variables. Precisely for this reason we do not hope to obtain a closed-form algebraic expression for  $\xi(\delta)$ , as it is well known that even a single-variate polynomial of degree five and higher in general is not solvable in radicals. Instead, we attempt to approximate  $\xi(\delta)$ . The two main tools that we rely on are the Implicit Function Theorem and Newton's method.

For fixed  $\delta \in \mathbb{R}$  corresponding to strictly  $LP$ -feasible  $d$ , the Jacobian of  $f(\xi)$  at  $\mathbf{0}$ ,

$$J_f(\mathbf{0}) = \begin{pmatrix} P^T \nabla_{\xi}^2 E_{m+1}([\xi; x_{\mathcal{B}}] ./ [\delta; d_{\mathcal{B}}]) \\ \nabla_{\xi} E_{m+1}([\xi; x_{\mathcal{B}}] ./ [\delta; d_{\mathcal{B}}])^T \end{pmatrix} \Big|_{\xi=\mathbf{0}}$$

may be inverted by solving

$$J_f(\mathbf{0}) \cdot \Delta_{\xi} = -f \tag{4.2.2}$$

for an arbitrary vector  $f \in \mathbb{R}^{n-m}$ . Observe that just as the first equation in  $f(\xi) = \mathbf{0}$ ,

$$\text{proj}_{\mathbf{1}^{\perp}}(\nabla_{\xi} E_{m+1}([\xi; x_{\mathcal{B}}] ./ [\delta; d_{\mathcal{B}}])) = \mathbf{0},$$

is satisfied if and only if there is  $\tau$  such that

$$\nabla_{\xi} E_{m+1}([\xi; x_{\mathcal{B}}] ./ [\delta; d_{\mathcal{B}}]) - \tau \mathbf{1} = \mathbf{0},$$

same holds true for the linearization of this equation with respect to  $\xi$ . That is, while solving  $J_f(\mathbf{0}) \cdot \Delta_\xi = -f$  for  $\Delta_\xi$ , we may equivalently consider

$$\begin{cases} \nabla_\xi^2 E_{m+1}([\xi; x_{\mathcal{B}}]./[\delta; d_{\mathcal{B}}]) \cdot \Delta_\xi - \tau \mathbf{1} = -P(P^T P)^{-1} f_{-(n-m)}, \\ \nabla_\xi E_{m+1}([\xi; x_{\mathcal{B}}]./[\delta; d_{\mathcal{B}}])^T \cdot \Delta_\xi = -f_{n-m}, \end{cases}$$

where the gradient and Hessian are evaluated at  $\xi = \mathbf{0}$ , which, in turn, becomes

$$\begin{cases} E_{m-1}(x_{\mathcal{B}}^*/d_{\mathcal{B}}) \cdot (\mathbf{1}./\delta (\zeta./\delta)^T + \zeta./\delta (\mathbf{1}./\delta)^T) \cdot \Delta_\xi + \\ E_{m-1}(x_{\mathcal{B}}^*/d_{\mathcal{B}}) \cdot \text{Diag}(\mathbf{1}./\delta)(\mathbf{1}\mathbf{1}^T - I)\text{Diag}(\mathbf{1}./\delta) \cdot \Delta_\xi - \tau \mathbf{1} = -P(P^T P)^{-1} f_{-(n-m)}, \\ E_m(x_{\mathcal{B}}^*/d_{\mathcal{B}}) (\mathbf{1}./\delta)^T \cdot \Delta_\xi = -f_{n-m}, \end{cases}$$

with

$$\zeta = \frac{1}{E_{m-1}(x_{\mathcal{B}}^*/d_{\mathcal{B}})} \text{Diag}(\delta) \left( \widetilde{A}^T \text{Diag}(\mathbf{1}./d_{\mathcal{B}}) \nabla_z E_m(z)|_{z=x_{\mathcal{B}}^*/d_{\mathcal{B}}} \right) \quad (4.2.3)$$

and  $E_{m-1}(x_{\mathcal{B}}^*/d_{\mathcal{B}}) \neq 0$ . Noting that the second rank-1 term,  $\zeta./\delta (\mathbf{1}./\delta)^T$ , of the Hessian in the equation for  $\Delta_\xi$  above may be replaced by  $\frac{-f_{n-m}}{E_m(x_{\mathcal{B}}^*/d_{\mathcal{B}})} \zeta./\delta$  due to the second equation in the above, pre-multiplying the first equation by  $\text{Diag}(\delta)$ , we get

$$\begin{cases} E_{m-1}(x_{\mathcal{B}}^*/d_{\mathcal{B}}) (\mathbf{1}\zeta^T + \mathbf{1}\mathbf{1}^T - I) \cdot \widetilde{\Delta}_\xi = \tau \delta + \widetilde{f}, \\ E_m(x_{\mathcal{B}}^*/d_{\mathcal{B}}) \mathbf{1}^T \cdot \widetilde{\Delta}_\xi = -f_{n-m}, \end{cases} \quad (4.2.4)$$

where

$$\widetilde{\Delta}_\xi = \text{Diag}(\mathbf{1}./\delta) \Delta_\xi, \quad (4.2.5)$$

and

$$\widetilde{f} = -\text{Diag}(\delta) P(P^T P)^{-1} f_{-(n-m)} + \frac{f_{n-m} E_{m-1}(x_{\mathcal{B}}^*/d_{\mathcal{B}})}{E_m(x_{\mathcal{B}}^*/d_{\mathcal{B}})} \zeta. \quad (4.2.6)$$

Pre-multiplying the first equation by  $\mathbf{1}^T$  and using the second equation, we get

$$E_{m-1}(x_{\mathcal{B}}^*/d_{\mathcal{B}}) \left( (n-m) \zeta^T \widetilde{\Delta}_\xi - \frac{(n-m) f_{n-m}}{E_m(x_{\mathcal{B}}^*/d_{\mathcal{B}})} + \frac{f_{n-m}}{E_m(x_{\mathcal{B}}^*/d_{\mathcal{B}})} \right) = \tau \mathbf{1}^T \delta + \mathbf{1}^T \widetilde{f}$$

and so

$$\tau = \frac{1}{\mathbf{1}^T \delta} \left( E_{m-1}(x_{\mathcal{B}}^*/d_{\mathcal{B}}) \left( (n-m) \zeta^T \widetilde{\Delta}_\xi - \frac{(n-m) f_{n-m}}{E_m(x_{\mathcal{B}}^*/d_{\mathcal{B}})} + \frac{f_{n-m}}{E_m(x_{\mathcal{B}}^*/d_{\mathcal{B}})} \right) - \mathbf{1}^T \widetilde{f} \right).$$

Substituting the expression for  $\tau$  back into the first equation of 4.2.4 we have

$$D \cdot \widetilde{\Delta}_\xi = \frac{\delta}{\mathbf{1}^T \delta} \left( -\frac{(n-m) f_{n-m}}{E_m(x_{\mathcal{B}}^*/d_{\mathcal{B}})} + \frac{f_{n-m}}{E_m(x_{\mathcal{B}}^*/d_{\mathcal{B}})} - \frac{\mathbf{1}^T \widetilde{f}}{E_{m-1}(x_{\mathcal{B}}^*/d_{\mathcal{B}})} \right) + \frac{\widetilde{f}}{E_{m-1}(x_{\mathcal{B}}^*/d_{\mathcal{B}})}$$

where

$$D = \left( \mathbf{1} - \frac{(n-m)}{\mathbf{1}^T \delta} \delta \right) \zeta^T + (\mathbf{1}\mathbf{1}^T - I).$$

In turn, the above may be resolved relying on the Sherman-Morrison formula for the rank-1 update for the inverse of  $D$ , noting that  $(\mathbf{1}\mathbf{1}^T - I)^{-1} = -I - \frac{\mathbf{1}\mathbf{1}^T}{1-(n-m)}$ :

$$D^{-1} = -I - \frac{\mathbf{1}\mathbf{1}^T}{1-(n-m)} + \frac{(-\mathbf{1}^T\delta\mathbf{1} + (n-m)\delta) \cdot \left(\zeta + \frac{\mathbf{1}^T\zeta}{1-(n-m)}\mathbf{1}\right)^T}{\rho} \quad (4.2.7)$$

provided

$$\rho = \mathbf{1}^T\delta - \mathbf{1}^T\delta\mathbf{1}^T\zeta + (n-m)\zeta^T\delta \neq 0, \quad (4.2.8)$$

and so, assuming 4.2.8, we may compute  $\widetilde{\Delta}_\xi$  and, consequently,  $\Delta_\xi$ ; finally, this allows us to recover the inverse of  $J_f(\mathbf{0})$  from the solution of 4.2.2. Note that if we write  $\delta = \delta_{\parallel} + \delta_{\perp}$ ,  $\delta_{\parallel} = \Delta\mathbf{1}$ ,  $\mathbf{1}^T\delta_{\perp} = 0$ , the expression for  $\rho$  becomes

$$\rho = (n-m) (\Delta + \zeta^T\delta_{\perp}) = (n-m) \left(1 + \zeta^T\frac{\delta_{\perp}}{\Delta}\right) \Delta, \quad (4.2.9)$$

and thus 4.2.8 may be easily satisfied by choosing  $\delta$  with  $\|\delta_{\perp}\|/\Delta$  small enough, that is, by choosing  $\delta$  close enough to  $\mathcal{L}$ .

Recall that according to our assumptions  $\mathcal{L} = \{\delta \in \mathbb{R}^{n-m} : \delta = \Delta\mathbf{1}, \Delta \in (0, \Delta_{\max})\}$ . One may formulate the following simple technical proposition.

**Proposition 4.7.** *For any fixed  $(\Delta_0, \Delta_1) \subset (0, \Delta_{\max})$  there exists  $\epsilon > 0$  such that for any  $\delta$  in the truncated central wedge*

$$\mathcal{T} = \{\delta \in \mathbb{R}^{n-m} : \delta = \delta_{\parallel} + \delta_{\perp}, \delta_{\parallel} = \Delta\mathbf{1}, \mathbf{1}^T\delta_{\perp} = 0, \|\delta_{\perp}\| < \|\delta_{\parallel}\| \cdot \epsilon, \text{ and } \Delta \in (\Delta_0, \Delta_1)\}$$

$\xi(\delta)$  is smooth and we have

$$\xi(\delta) = J_\xi(\delta_{\parallel}) \cdot \delta_{\perp} + O(\|\delta_{\perp}\|^2\mathbf{1}).$$

*Proof.* For a moment, consider  $f(\xi)$  as a function  $f(\delta; \xi)$  of two vector variables  $\delta$  and  $\xi$ ; note that  $f$  is  $C^\infty$  with respect to both  $\delta$  and  $\xi$  on the interior of  $LP$  feasible region. Since  $\xi(\delta_{\parallel}) = \mathbf{0}$  and  $J_f(\mathbf{0})$  is non-singular on  $\mathcal{L}$ , by the Implicit Function Theorem for any  $\Delta \in [\Delta_0, \Delta_1]$  there is a smooth function  $\xi_\Delta(\delta)$  such that  $f(\delta; \xi_\Delta(\delta)) = 0$  for  $\delta$  in some open ball  $B_\epsilon(\delta_{\parallel})$  of radius  $\epsilon > 0$  centered around  $\delta_{\parallel} = \Delta\mathbf{1}$ ; clearly, the union of such balls over all  $\Delta \in [\Delta_0, \Delta_1]$  forms an open cover of  $[\Delta_0, \Delta_1]$ . By compactness of  $[\Delta_0, \Delta_1]$ , we may choose an open finite sub-cover  $\mathcal{U} = \bigcup_{i=2,k} B_{\epsilon_i}(\delta_{\parallel,i}) \supset [\Delta_0, \Delta_1]$  and since  $B_{\epsilon_i}(\delta_{\parallel,i})$  overlap with one another, we may construct a smooth function  $\xi_{\mathcal{U}}(\delta)$  for  $\delta$  in an open neighborhood  $\mathcal{U}$  of  $[\Delta_0, \Delta_1]$ . In particular,  $\xi_{\mathcal{U}}(\delta)$  is twice continuously differentiable and  $\epsilon > 0$  may be chosen small enough so that the truncated wedge  $\mathcal{T} \subset \mathcal{U}$ . The result follows from Taylor's expansion of  $\xi_{\mathcal{U}}(\delta)$ .

Finally, observe that  $\xi = \xi_{\mathcal{U}}(\delta)$  indeed corresponds to the minimizer of  $HP_{r,d}$  for some fixed  $d = [\delta; d_{\mathbf{B}}]$ , and is not an arbitrary root of  $f$ . To show that  $x = [\xi; x_{\mathbf{B}}] \in \mathcal{K}_{n-m-1,d}$  note that Proposition 2.17 implies that the branches of  $E_{m+1}(x./d) = 0$  are distinct except for at the faces of  $\mathbb{R}_+^n$ , and thus, if  $\xi_{\mathcal{U}}(\delta)$  switches branches, then it cannot be smooth or even continuous; therefore,  $\xi_{\mathcal{U}}(\delta)$  must result in  $x(d)$  that

additionally satisfies the conditions of Corollary 2.16. Similarly, since the feasible region of  $LP$  is assumed to have a non-empty interior, and so, in particular contains an open ball of some radius  $\varepsilon > 0$ ,  $\xi_{\mathcal{U}}(\delta)$  cannot switch from being a minimizer at  $\xi(\mathbf{0}) = \mathbf{0}$  to being a maximizer at some other  $\delta \in \mathcal{T}$  and yet stay smooth, because  $HP_{r,d}$  is a relaxation of  $LP$  and consequently  $c^T x(d)$  must be smaller than the maximum of  $HP_{r,d}$  by at least  $\|c\|\varepsilon > 0$ .  $\square$

*Remark 4.8.* Strictly speaking, when discussing the Jacobian of  $\xi(\delta)$  in previous subsection, we should have justified the existence of differentiable  $\xi(\delta)$  first as in the above proposition. We intentionally delayed this discussion till the present subsection in an attempt to keep our motivation more transparent.

The above and Proposition 4.3 result in the following straightforward consequence.

**Corollary 4.9.** *For any  $(\Delta_0, \Delta_1) \subset (0, \Delta_{\max})$ , the truncated central wedge  $\mathcal{T}$  may be chosen so that  $\xi(\delta)$  is continuously differentiable for  $\delta \in \mathcal{T}$  and*

$$\xi(\delta) = -\theta(\delta) \cdot \delta_{\perp} + O\left(\frac{\|\delta_{\perp}\|^2}{\|\delta_{\parallel}\|} \mathbf{1}\right).$$

for some  $\theta(\delta) \geq \theta > 0$ .

Note that the big- $O$  constant in the above might depend on the choice of  $\Delta_0, \Delta_1$ .

If we could show that  $\xi(\delta)$  is continuously differentiable in some neighborhood  $\mathcal{U}$  of  $\delta = \mathbf{0}$ , by combining  $\mathcal{U}$  with  $\mathcal{T}$  the last corollary would imply that for any  $0 < \Delta_1 < \Delta_{\max}$  we may choose the central wedge  $\widetilde{\mathcal{W}} \subset \mathcal{U} \cup \mathcal{T}$  as in Corollary 4.5, where  $\xi(\delta)$  is continuously differentiable, and so is locally Lipschitz continuous. Moreover, if  $\xi(\delta)$  was well-behaved on  $\mathcal{U}$  in a sense of 4.2.1, this would imply our main result.

That is, currently, not only we cannot guarantee that the quality of big- $O$  approximation in the above corollary for  $\delta \in \mathcal{T}$  does not deteriorate too fast as  $\Delta_0$  gets closer and closer to 0, we are not even guaranteed that  $\xi(\delta)$  is smooth enough in any central wedge  $\widetilde{\mathcal{W}}$  to guarantee the existence of the solution to ODE 4.1.1 near  $\delta = \mathbf{0}$ .

In particular, recall that the existence of the inverse of  $J_f(\mathbf{0})$  depends on 4.2.8, and so, potentially may be compromised in the limit as  $\delta \rightarrow \mathbf{0}$ , preventing us from being able to extend  $\mathcal{T}$  in the above proposition and corollary to enclose  $\delta = \mathbf{0}$ . Indeed, as the following example illustrates,  $\xi(\delta)$  may fail to be differentiable at  $\mathbf{0}$ .

Example:

- considering the same problem as at the beginning of Section 3 with its relaxation,  $\min_x \{(1, 1, 0)^T x : \mathbf{1}^T x = 3, x \in \mathbb{R}_+^3\}$  and  $\min_x \{(1, 1, 0)^T x : \mathbf{1}^T x = 3, x \in \mathcal{K}_{1,d}\}$ , we derive the explicit expression for  $\xi(\delta)$ .

$LP$  optimum is  $x^* = (0, 0, 3)$ , so  $\mathcal{B} = \{3\}$  and  $\delta = (d_1, d_2), \xi = (x_1, x_2)$ . Recall that the boundary satisfies  $\frac{1}{2}\xi^T Q \xi + r^T \xi + s = 0$  with  $Q, r, s$  as before, namely,

$$Q = \frac{6}{\delta_1 \delta_2 (3 - \delta_1 - \delta_2)} \begin{pmatrix} -2\delta_2 & 3 - 2(\delta_1 + \delta_2) \\ 3 - 2(\delta_1 + \delta_2) & -2\delta_1 \end{pmatrix}, \quad r = \frac{6}{\delta_1 \delta_2 (3 - \delta_1 - \delta_2)} \begin{pmatrix} \delta_2 \\ \delta_1 \end{pmatrix}.$$

The optimality conditions for  $\xi(\delta)$  correspond to

$$\nabla_{\xi} \left( \frac{1}{2} \xi^T Q \xi + r^T \xi + s \right) = Q \xi + r = \tau \mathbf{1}, \quad \tau > 0,$$

and recalling  $\det(\tilde{Q}) = -9 + 12(\delta_1 + \delta_2) - 4(\delta_1^2 + \delta_2^2) - 4\delta_1\delta_2$ , for small enough  $\delta \in \mathbb{R}_{++}^2$  may be equivalently re-written with  $\tilde{\tau} > 0$  as

$$\xi = \frac{1}{\det(\tilde{Q})} \begin{pmatrix} -2\delta_1 & 2(\delta_1 + \delta_2) - 3 \\ 2(\delta_1 + \delta_2) - 3 & -2\delta_2 \end{pmatrix} \cdot \left( \tilde{\tau} \mathbf{1} - \begin{pmatrix} \delta_2 \\ \delta_1 \end{pmatrix} \right).$$

Substituting  $\xi$  back into the boundary condition to get  $\tilde{\tau}$  we get

$$\tilde{\tau}^2 \mathbf{1}^T \tilde{Q}^{-1} \mathbf{1} - \tilde{\tau}^T \tilde{Q}^{-1} \tilde{\tau} = 0,$$

with  $\tilde{\tau} = \frac{\delta_1 \delta_2 (3 - \delta_1 - \delta_2)}{6} r$ , and so

$$\tilde{\tau} = \sqrt{\delta_1 \delta_2}$$

as out of the two quadratic roots we are interested in positive  $\tilde{\tau}$ . Finally, observe that  $\tilde{\tau}$  results in  $\xi(\delta)$  not being differentiable at  $\delta = \mathbf{0}$ . The figure below illustrates a position of  $\xi(\delta)$  in relationship to its Jacobian-based approximation for one particular  $\delta$ .

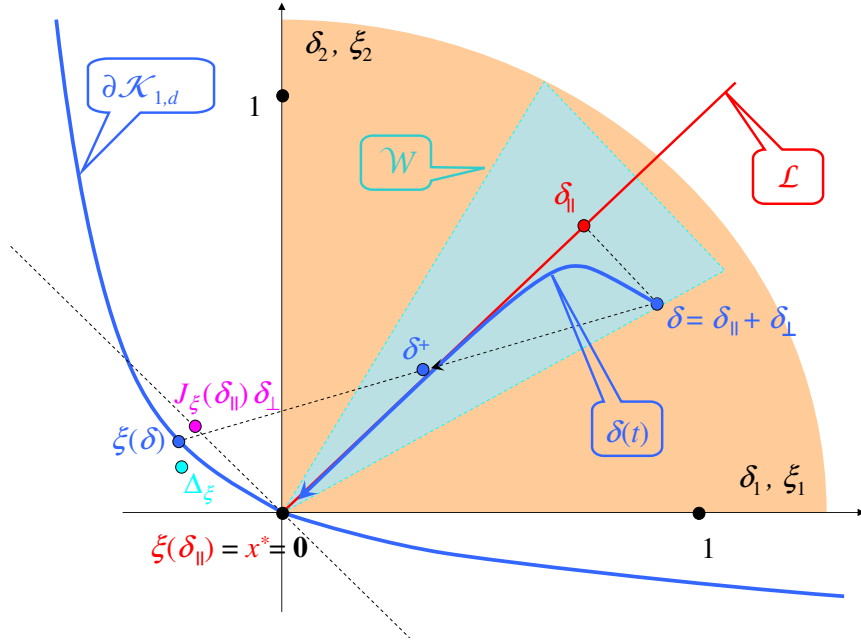


Figure 5: Shrink-Wrapping dynamics close-up

*Remark 4.10.* Non-differentiability of  $\xi(\delta)$  at  $\delta = \mathbf{0}$  also prevents us from relying on a standard ODE *sink*-type argument [1], as clearly, in the way it is defined,  $\xi(\delta)$  does not even exist beyond the nonnegative orthant. It is conceivable that from purely

algebraic point of view one may extend  $\xi(\delta)$  beyond  $\mathbb{R}_{++}^{n-m}$  as, say, a solution to the polynomial system of equations. However, the basic problem of non-differentiability at  $\delta = \mathbf{0}$  is still likely to persist if we continue using Euclidian coordinates for  $\xi, \delta$ . Along the latter lines, in [23] it has been suggested that perhaps a non-linear change of coordinates, namely, spherical coordinates, might be a more suitable choice to address the problem; in particular, such a choice allows to overcome this difficulty in the example above and subsequently permits the usage of a sink. To justify the existence of a continuously differentiable  $\xi(\delta)$  in spherical coordinates beyond nonnegative orthant one may attempt to use the Implicit Function Theorem. However, here we choose to follow Newton's method-based analysis as, hopefully, it may subsequently be used to lay down the ground work for the path-following in the actual optimization algorithm.

To remedy the situation, we rely on a different approximation to  $\xi(\delta)$  for  $\delta$  near  $\mathbf{0}$ , namely, we use the first iterate of Newton's method and its error analysis as in [5].

Fix  $\tilde{\delta} \in \mathcal{L}$  so that the corresponding  $\xi(\tilde{\delta}) = \mathbf{0}$  and consider  $\delta \in \mathbb{R}_{++}^{n-m}$ ,  $\delta \neq \tilde{\delta}$ . If  $\delta$  is chosen close to  $\tilde{\delta}$ , we may attempt to approximate  $\xi(\delta)$  by finding an approximate root  $\xi(\tilde{\delta}) + \Delta_\xi = \Delta_\xi$  of  $f(\xi)$  based on linearization at  $\mathbf{0}$ . That is, we solve the following equation for the Newton step  $\Delta_\xi$ :

$$f(\xi) \approx f(\mathbf{0}) + J_f(\mathbf{0}) \cdot \Delta_\xi = \mathbf{0},$$

where  $J_f(\mathbf{0})$  is the Jacobian of  $f(\xi)$  at  $\xi = \mathbf{0}$ .

Intuitively, in the limit as  $\delta \rightarrow \tilde{\delta}$  the Newton step  $\Delta_\xi$  must resemble the first-order approximation to  $\xi(\delta)$  obtained with the Jacobian  $J_\xi(\tilde{\delta})$ : both rely on linearizations of  $\xi(\delta)$  but at ever so slightly different points  $\delta$  and  $\tilde{\delta}$ . The latter provides a key motivation for working with Newton iterates, as we hope to obtain a usable approximation to  $\xi(\delta)$  that takes on a nearly-projection form similar to  $J_\xi(\tilde{\delta})$  acting on  $\delta - \tilde{\delta}$ .

To compute the Newton step  $\Delta_\xi$  we specialize  $f$  to  $f(\mathbf{0})$  in 4.2.2, that is,

$$f = \begin{pmatrix} f_{-(n-m)} \\ f_{n-m} \end{pmatrix} = \begin{pmatrix} P^T \nabla_\xi E_{m+1}([\xi; x_{\mathcal{B}}] \cdot / [\delta; d_{\mathcal{B}}]) \\ 0 \end{pmatrix} \Big|_{\xi=\mathbf{0}} = \begin{pmatrix} P^T E_m(x_{\mathcal{B}}^* \cdot / d_{\mathcal{B}}) \mathbf{1} \cdot / \delta \\ 0 \end{pmatrix}.$$

With the above in mind, we have

$$\begin{aligned} \tilde{f} &= -\text{Diag}(\delta) P (P^T P)^{-1} P^T E_m(x_{\mathcal{B}}^* \cdot / d_{\mathcal{B}}) \mathbf{1} \cdot / \delta = \\ &= -E_m(x_{\mathcal{B}}^* \cdot / d_{\mathcal{B}}) \text{Diag}(\delta) \left( I - \frac{\mathbf{1} \mathbf{1}^T}{n-m} \right) \mathbf{1} \cdot / \delta = \\ &= -E_m(x_{\mathcal{B}}^* \cdot / d_{\mathcal{B}}) \left( \mathbf{1} - \frac{\mathbf{1}^T \mathbf{1} \cdot / \delta}{n-m} \delta \right), \end{aligned}$$

and

$$\frac{\delta}{\mathbf{1}^T \delta} \left( -\frac{\mathbf{1}^T \tilde{f}}{E_{m-1}(x_{\mathcal{B}}^* \cdot / d_{\mathcal{B}})} \right) + \frac{\tilde{f}}{E_{m-1}(x_{\mathcal{B}}^* \cdot / d_{\mathcal{B}})} = \frac{E_m(x_{\mathcal{B}}^* \cdot / d_{\mathcal{B}})}{E_{m-1}(x_{\mathcal{B}}^* \cdot / d_{\mathcal{B}})} \left( -\mathbf{1} + \frac{n-m}{\mathbf{1}^T \delta} \delta \right).$$

Thus, using the earlier expression for  $D^{-1}$ , distributing all the terms and simplifying, we get the following expression for the scaled Newton step  $\tilde{\Delta}_\xi$ :

$$\begin{aligned} \tilde{\Delta}_\xi &= -\frac{E_m(x_{\mathcal{B}}^* \cdot / d_{\mathcal{B}})}{E_{m-1}(x_{\mathcal{B}}^* \cdot / d_{\mathcal{B}})} \left( -\mathbf{1} + \frac{n-m}{\mathbf{1}^T \delta} \delta + \frac{(n-m) \zeta^T \delta - \mathbf{1}^T \delta \mathbf{1}^T \zeta}{\gamma} \left( \mathbf{1} - \frac{n-m}{\mathbf{1}^T \delta} \delta \right) \right) \\ &= -\frac{E_m(x_{\mathcal{B}}^* \cdot / d_{\mathcal{B}})}{E_{m-1}(x_{\mathcal{B}}^* \cdot / d_{\mathcal{B}})} \frac{1}{\gamma} \left( (n-m) \delta - \mathbf{1}^T \delta \mathbf{1} \right). \end{aligned}$$

Using  $\delta = \delta_{\parallel} + \delta_{\perp}$ ,  $\delta_{\parallel} = \Delta \mathbf{1}$ ,  $\mathbf{1}^T \delta_{\perp} = 0$ , and observing

$$\mathbf{1}^T \delta - \mathbf{1}^T \delta \mathbf{1}^T \zeta + (n - m) \zeta^T \delta = (n - m) (\Delta + \zeta^T \delta_{\perp}),$$

we get

$$\widetilde{\Delta}_{\xi} = -\frac{E_m(x_{\mathcal{B}}^*/d_{\mathcal{B}})}{E_{m-1}(x_{\mathcal{B}}^*/d_{\mathcal{B}})} \frac{\delta_{\perp}}{\Delta + \zeta^T \delta_{\perp}},$$

and so, re-scaling by  $\text{Diag}(\delta)$  we finally have

$$\Delta_{\xi} = -\frac{E_m(x_{\mathcal{B}}^*/d_{\mathcal{B}})}{E_{m-1}(x_{\mathcal{B}}^*/d_{\mathcal{B}})} \left( \frac{\Delta}{\Delta + \zeta^T \delta_{\perp}} \delta_{\perp} + \frac{1}{\Delta + \zeta^T \delta_{\perp}} (\delta_{\perp})^2 \right). \quad (4.2.10)$$

For real analytic  $f$ , it is well known that under mild non-degeneracy assumptions, namely the invertibility of the Jacobian of  $f$  at the root  $\xi$ , Newton's method converges quadratically to the associated root  $\xi$  if the initial iterate  $z$  is chosen close enough to  $\xi$ . To this extent we formulate a slightly more specialized and simple result following the analysis in [5], introducing two auxiliary quantities

$$\beta_z = \|f(z)^{-1} f(z)\|,$$

which corresponds to the length of the Newton step at  $z$ , and

$$\gamma_z = \sup_{k \geq 2} \left\| \frac{f'(z)^{-1} f^{(k)}(z)}{k!} \right\|^{\frac{1}{k-1}}.$$

**Lemma 4.11.** *There is a universal constant  $\alpha_1 > 0$  such that if*

$$\alpha_z = \beta_z \cdot \gamma_z < \alpha_1$$

*then the distance from  $z$  to the associated zero  $\xi$  decreases quadratically with each Newton iteration starting from  $z$ , that is, denoting  $z_{(0)} = z$  and*

$$z_{(i+1)} = z_{(i)} - f'(z_{(i)})^{-1} f(z_{(i)}), i > 0,$$

*for all  $i \geq 0$  we have*

$$\|z_{(i+1)} - \xi\| \leq \frac{4\gamma_z}{(5 - \sqrt{17})\Psi(2\alpha_z)(1 - 2\alpha_z)} \cdot \|z_{(i)} - \xi\|^2,$$

*where  $\Psi(u) = 2u^2 - 4u + 1$ , and, moreover,  $\|z - \xi\| \leq 2\beta_z$ .*

*Proof.* Pick  $\alpha_1 > 0$  so that  $2\alpha_1$  is less than the real root of  $2u^3 - 6u^2 + \left(5 + \frac{4}{5 - \sqrt{17}}\right)u - 1$ ; since  $\Psi(u)$  is monotone decreasing for  $u < 1 - \frac{\sqrt{2}}{2}$ , for  $u \in [0, 2\alpha_1)$  we have  $\frac{u}{\Psi(u)(1-u)} < \frac{5 - \sqrt{17}}{4}$ . By the cubic root formula it may be verified that the decimal expansion of the real root of the above polynomial, truncated to first five significant digits, is .11218.

Note that  $\alpha_1 < \alpha_0 = \frac{1}{4}(13 - 3\sqrt{17}) \approx .15767$ , where  $\alpha_0$  is the best known value for the constant in Theorem 2 in Section 8 of [5]; therefore, the theorem implies

$$\|z - \xi\| \leq 2\beta_z = \frac{2\alpha_z}{\gamma_z} < \frac{2\alpha_1}{\gamma_z}.$$

Since  $\|z - \xi\| \cdot \gamma_z < 2\alpha_1 < 1 - \frac{\sqrt{2}}{2}$ , Proposition 3 in Section 8 of [5] implies

$$\gamma_\xi \leq \frac{\gamma_z}{\Psi(2\alpha_z)(1 - 2\alpha_z)}.$$

Since  $\|z - \xi\| \cdot \gamma_\xi \leq \frac{2\alpha_z}{\gamma_z} \cdot \frac{\gamma_z}{\Psi(2\alpha_z)(1 - 2\alpha_z)} < \frac{5 - \sqrt{17}}{4}$ , by Proposition 1 in Section 8 of [5]

$$\|z_{(1)} - \xi\| \leq \frac{\gamma_\xi}{\Psi(\|z - \xi\|\gamma_\xi)} \cdot \|z - \xi\|^2 < \frac{4\gamma_z}{(5 - \sqrt{17})\Psi(2\alpha_z)(1 - 2\alpha_z)} \cdot \|z - \xi\|^2$$

follows. Observing that the above inequality, in particular, implies  $\|z_{(1)} - \xi\| < \|z - \xi\|$ , the last proposition may be re-applied to estimate  $\|z_{(2)} - \xi\|$  since  $\|z_{(1)} - \xi\| \cdot \gamma_\xi < \frac{5 - \sqrt{17}}{4}$  and so on, thus, completing the statement of our lemma.  $\square$

In particular, we may choose  $\alpha_1 = .11218$ , in which case

$$\|(z - f'(z)^{-1}f(z)) - \xi\| < 20\gamma_z \cdot \|z - \xi\|^2 < 80\gamma_z \cdot \beta_z^2. \quad (4.2.11)$$

**Proposition 4.12.** *For any fixed  $0 < \Delta_1 < \Delta_{\max}$  there exists  $\tilde{\epsilon} > 0$  such that for any  $\delta$  in the central wedge*

$$\widetilde{\mathcal{W}} = \{\delta \in \mathbb{R}^{n-m} : \delta = \delta_{\parallel} + \delta_{\perp}, \delta_{\parallel} = \Delta \mathbf{1}, \mathbf{1}^T \delta_{\perp} = 0, \|\delta_{\perp}\| < \|\delta_{\parallel}\| \cdot \tilde{\epsilon}, \text{ and } \Delta \in (0, \Delta_1)\}$$

$\xi(\delta)$  is smooth and we have

$$\xi(\delta) = \Delta_\xi + O\left(\frac{\|\Delta_\xi\|^2}{\|\delta_{\parallel}\|} \mathbf{1}\right).$$

*Proof.* We rely on the result of the previous lemma, namely, 4.2.11. Note that  $\zeta$ , as defined by 4.2.3, remains bounded from above on any  $LP$  strictly feasible closure of  $\widetilde{\mathcal{W}}$ . Consequently, the existence of the Newton step  $\Delta_\xi$  guaranteed by 4.2.8, recalling 4.2.9, may be ensured for any  $\delta \in \widetilde{\mathcal{W}}$  by choosing  $\tilde{\epsilon} > 0$  sufficiently small. So, for a moment, fix  $\tilde{\epsilon}$  such that  $\|\zeta\| < K$ ,  $K > 0$ , for all  $\delta \in \widetilde{\mathcal{W}}$ , and  $1 - K\tilde{\epsilon} > 1/2$ . Then for  $\delta = \delta_{\parallel} + \delta_{\perp} \in \widetilde{\mathcal{W}}$  by 4.2.10 we have  $\beta_{\mathbf{0}} = \|\Delta_\xi\| = \tilde{\epsilon}O(\|\delta_{\parallel}\|)$ . If necessary, we will refine our choice of  $\widetilde{\mathcal{W}}$  at a later point by further reducing  $\tilde{\epsilon}$ .

It is left to analyze  $\gamma_{\mathbf{0}}$ ; recall that for an operator  $F$  its (induced) norm is defined as  $\sup_{\chi \neq \mathbf{0}} \frac{\|F(\chi)\|}{\|\chi\|}$ . Since  $f$  is polynomial, for  $k > m + 1$  the differential  $f^{(k)}$  vanishes. For  $k \leq m + 1$ , the  $k$ -order differential of  $f$ , evaluated at a fixed  $k$ -tuple  $\chi$  is a vector whose first  $n - m - 1$  components are of order  $1/\|\delta\|^{k+1}$  with respect to  $\delta$ , and the last component is of order  $1/\|\delta\|^k$ . Recalling that  $f'(\mathbf{0})^{-1} = J_f(\mathbf{0})^{-1}$  may be recovered from the solution to 4.2.2, observing from 4.2.7 that  $\|D^{-1}\| = O(1)$  on  $\widetilde{\mathcal{W}}$ , and recalling the definition for  $\tilde{f}$  as in 4.2.6, particularly, that the first  $n - m$  components of  $\tilde{f}$  are scaled by  $\text{Diag}(\delta)$ , and the fact that from 4.2.5 we have  $\Delta_\xi = \text{Diag}(\delta) \widetilde{\Delta}_\xi$ , we conclude that the composite  $k$ -linear operator  $f'(z)^{-1}f^{(k)}(z)$  acting on a fixed  $k$ -tuple  $\chi$  results in a vector of order  $1/\|\delta\|^{k-1}$ . Now, applying the induced norm and taking  $k - 1$  root we conclude that  $\gamma_{\mathbf{0}} = O = (1/\|\delta\|) = O(1/\|\delta_{\parallel}\|)$  on  $\widetilde{\mathcal{W}}$ .



Combining our estimates for  $\beta_{\mathbf{0}}, \gamma_{\mathbf{0}}$ , we get  $\alpha_{\mathbf{0}} = \beta_{\mathbf{0}} \cdot \gamma_{\mathbf{0}} = \tilde{\varepsilon} O(1)$  on  $\widetilde{\mathcal{W}}$ . So, if needed,  $\tilde{\varepsilon}$  and the corresponding central wedge  $\widetilde{\mathcal{W}}$  may be further reduced to result in  $\alpha_{\mathbf{0}} < \alpha_1$  on  $\widetilde{\mathcal{W}}$ , completing our estimate on  $\xi(\delta)$ .

Finally, observe that  $\alpha_{\mathbf{0}} < \alpha_1$  on  $\widetilde{\mathcal{W}}$  in particular implies that  $J_f(\xi(\delta))$  is invertible since  $\gamma_{\xi(\delta)}$  is finite, see the above lemma. Invoking the argument similar to that of Proposition 4.7, considering a finite open cover of the closure of  $\widetilde{\mathcal{W}}$ , the Implicit Function Theorem implies the existence of a smooth  $\xi(\delta)$  defined on  $\widetilde{\mathcal{W}}$  that corresponds to the minimizers of  $HP_{r,d}$ .  $\square$

The above combined with 4.2.10 result in the following straightforward consequence.

**Corollary 4.13.** *For any  $0 < \Delta_1 < \Delta_{\max}$ , the central wedge  $\widetilde{\mathcal{W}}$  may be chosen so that  $\xi(\delta)$  is continuously differentiable for  $\delta \in \widetilde{\mathcal{W}}$  and*

$$\xi(\delta) = -\theta(\delta) \cdot \delta_{\perp} + O\left(\frac{\|\delta_{\perp}\|^2}{\|\delta_{\parallel}\|} \mathbf{1}\right).$$

for some  $\theta(\delta) \geq \theta > 0$ .

The last corollary completes the proof of our main result – Theorem 4.6; the behavior of  $\xi(t)$  is a straightforward consequence of exponential convergence of  $\delta(t)$  to  $\mathcal{L}$ .

*Remark 4.14.* The actual basin of exponential convergence to  $\mathcal{L}$ , that is, a subset of  $LP$  feasible region starting from which the trajectories  $\delta(t)$  converge exponentially to  $\mathcal{L}$ , and consequently, to the  $LP$  optimum at  $\delta = \mathbf{0}$ , might be far more complicated than simply a central wedge  $\mathcal{W}$ ; for once, such a set must necessarily contain the union of all the central wedges as in Theorem 4.6, each corresponding to different  $0 < \Delta_1 < \Delta_{\max}$ . Moreover, instead of relying on Newton’s method-based analysis of  $\xi(\delta)$ , alternatively we could combine the central wedge  $\mathcal{W}$  for small  $\|\delta\|$ , addressing the potential non-differentiability of  $\xi(\delta)$  at  $\mathbf{0}$ , and the truncated central wedge  $\mathcal{T}$  for  $\|\delta\|$  relatively large. Note that intuitively, for  $\delta = \delta_{\parallel} + \delta_{\perp}$  close to  $\mathcal{L}$  in a sense of small  $\|\delta_{\perp}\|/\|\delta_{\parallel}\|$ , the approximation to  $\xi(\delta)$  based on the Jacobian  $J_{\xi}(\delta_{\parallel})$  becomes

$$\xi(\delta) \approx J_{\xi}(\delta_{\parallel}) (\delta - \delta_{\parallel}) \approx -\frac{E_m(x_{\mathcal{B}}^*/d_{\mathcal{B}})}{E_{m-1}(x_{\mathcal{B}}^*/d_{\mathcal{B}})} \delta_{\perp},$$

while the Newton step approximation with small  $\|\delta\|, \|\delta_{\perp}\|/\|\delta_{\parallel}\|$  also results in

$$\xi(\delta) \approx \Delta_{\xi} \approx -\frac{E_m(x_{\mathcal{B}}^*/d_{\mathcal{B}})}{E_{m-1}(x_{\mathcal{B}}^*/d_{\mathcal{B}})} \delta_{\perp},$$

so we expect the two approximations to act alike, see Figure 5. In addition to the above, if we were to rely solely on Newton’s method, it is well known that the basin of convergence for the method alone may very well be extraordinarily complicated – see, for example, Mandelbrot set [5].

We conjecture that  $\delta(t)$  enters the central wedge  $\mathcal{W}$  for some  $t > 0$  if  $\xi(\delta(0))$  exists.

To illustrate the kind of implications continuous trajectories  $\delta(t), \xi(t), t \geq 0$  might have for the resulting optimization algorithm, which would most certainly operate

on discrete iterates  $\delta^{(i)}, \xi^{(i)}$ ,  $i \geq 0$ , consider the following proposition; as before, for simplicity we assume that  $\xi(\delta)$  is easily available given  $\delta$ . Once again, it is convenient to adapt the following notation:  $\delta_{\parallel}$  denotes the first coordinate of  $\delta$  where the first coordinate axis is aligned with  $\mathbf{1} \in \mathbb{R}^{(n-m)}$ ,  $\delta_{\perp}$  denotes the remaining  $(n-m) - 1$  orthonormal coordinates of the vector  $\delta$  in this new coordinate system.

**Proposition 4.15.** *Given the initial iterate  $\delta^{(0)}, \xi^{(0)} = \xi(\delta^{(0)})$ , consider a simple bisection-type scheme for determining the values of  $\delta$ :*

$$\delta^{(i+1)} = \delta^{(i)} + \frac{m}{m+1} (\xi^{(i)} - \delta^{(i)}), \quad i > 0,$$

where  $\xi^{(i)} = \xi(\delta^{(i)})$ . If  $\delta^{(0)}$  satisfies  $\|\delta_{\perp}^{(0)}\|/\delta_{\parallel}^{(0)} < \epsilon$ ,  $\delta_{\parallel}^{(0)} > 0$  for sufficiently small  $\epsilon > 0$ , i.e., is inside the properly chosen central wedge  $\mathcal{W}$ , and, in addition,  $\|\delta^{(0)}\|$  is sufficiently small, then the iterates  $\delta^{(i)}$  converge at least  $R$ -linearly and  $\xi^{(i)}$  converge  $R$ -super-quadratically to the LP optimum  $\mathbf{0}$ , in particular, for some  $K > 0$

$$\|\delta^{(i)}\| \leq \|\delta^{(0)}\| \left(\frac{1}{2}\right)^i \quad \text{and} \quad \|\xi^{(i)}\| \leq K \left(\frac{1}{2}\right)^{2^i+i}, \quad i \geq 0.$$

*Proof.* For brevity of notation we use  $\delta$  to denote  $\delta^{(0)}$ , and  $\delta^+$  to denote  $\delta^{(1)}$ . According to the previous corollary, choosing  $\delta \in \tilde{\mathcal{W}}$  we can write

$$\xi(\delta) = \begin{pmatrix} O\left(\frac{\|\delta_{\perp}\|^2}{\delta_{\parallel}}\right) \\ -\left(\frac{1}{m} + O(\|\delta\|)\right) \delta_{\perp} + O\left(\frac{\|\delta_{\perp}\|^2}{\delta_{\parallel}} \mathbf{1}\right) \end{pmatrix}$$

since the limit of differentiable function  $\frac{E_m(x_{\mathcal{B}}^*/d_{\mathcal{B}})}{E_{m-1}(x_{\mathcal{B}}^*/d_{\mathcal{B}})}$  is  $\frac{1}{m}$  as  $\delta \rightarrow \mathbf{0}$ , and so

$$\delta^+ = \delta + \frac{m}{m+1} (\xi(\delta) - \delta) = \frac{1}{m+1} \begin{pmatrix} \delta_{\parallel} \\ -mO(\|\delta\|) \delta_{\perp} \end{pmatrix} + \frac{m}{m+1} \begin{pmatrix} O\left(\frac{\|\delta_{\perp}\|^2}{\delta_{\parallel}}\right) \\ O\left(\frac{\|\delta_{\perp}\|^2}{\delta_{\parallel}} \mathbf{1}\right) \end{pmatrix}.$$

Clearly, we may choose  $\|\delta\|$  sufficiently small so that in the expression above we have

$$mO(\|\delta\|) < \frac{1}{3},$$

and thus, considering the first and the last  $(n-m) - 1$  components of  $\delta^+$  we can write

$$\begin{aligned} \delta_{\parallel}^+ &= \frac{\delta_{\parallel}}{m+1} (1 + O(\epsilon^2)), \\ \|\delta_{\perp}^+\| &= \frac{\delta_{\parallel}}{m+1} \left(\frac{\epsilon}{3} + O(\epsilon^2)\right). \end{aligned} \tag{4.2.12}$$

So, if necessary, we may further reduce  $\epsilon > 0$  in  $\|\delta_{\perp}\|/\delta_{\parallel} < \epsilon < 1$  to guarantee

$$\delta_{\parallel}^+ \leq \frac{1}{2} \delta_{\parallel}, \quad \text{and} \quad \frac{\|\delta_{\perp}^+\|}{\delta_{\parallel}^+} \leq \frac{\epsilon}{2}.$$

Repeating the argument at  $\delta = \delta^{(1)}, \delta^+ = \delta^{(2)}$ , and observing that now the quantity  $mO(\|\delta\|) < \frac{1}{3}$  also gets at least halved, from 4.2.12 we have

$$\delta_{\parallel}^{(2)} \leq \left(\frac{1}{2}\right)^2 \delta_{\parallel}^{(0)}, \text{ and } \frac{\|\delta_{\perp}^{(2)}\|}{\delta_{\parallel}^{(2)}} \leq \frac{1}{2} \left(\frac{1}{2}\right)^2 \epsilon,$$

and so on for  $i > 2$ , ultimately resulting in

$$\delta_{\parallel}^{(i)} \leq \left(\frac{1}{2}\right)^i \delta_{\parallel}^{(0)}, \text{ and } \frac{\|\delta_{\perp}^{(i)}\|}{\delta_{\parallel}^{(i)}} \leq \left(\frac{1}{2}\right)^{2^i-1} \epsilon.$$

The last two bounds combined with the expression for  $\xi(\delta)$  in the previous corollary give us  $R$ -super-quadratic bound on  $\xi^{(i)}$  as claimed; the bound on  $\|\delta^{(i)}\|$  follows trivially.  $\square$

Note that the above bisection scheme in fact does not require us to know the optimal basis  $\mathcal{B}$  a priori: replace  $\delta$  iterates with the corresponding  $d^{(i+1)} = d^{(i)} + \frac{m}{m+1}(x^{(i)} - d^{(i)})$ ,  $i > 0$ , where  $x^{(i)} = x(d^{(i)})$ . For an illustration, see Figure 5.

We fully anticipate the criticism of the last proposition as being reliant on very strong assumptions from any practical point of view, e.g., the availability of  $\xi(\delta)$ . However, it should be understood that the purpose of the latter proposition is, at this point, solely illustrative. We would like to add that in our limited computational experiments we observed that indeed  $\xi$  appears to be a much more promising candidate to follow numerically, as the iterates  $\xi^{(i)}$  seem to converge to the optimum much sooner than the corresponding  $\delta^{(i)}$ . This suggests that when designing the actual optimization algorithm based on the Shrink-Wrapping setting one might benefit from focusing on  $\xi^{(i)}$  rather than  $\delta^{(i)}$ ; in the subsequent section we will see that the iterates  $\delta^{(i)}$  have an existing analogue in the interior-point methods, while, in contrast,  $\xi^{(i)}$  appear to be quite unique to Shrink-Wrapping.

*Remark 4.16.* A natural direction in refining the last proposition towards making it more or less practically meaningful is to consider the Newton based approximation to  $\xi^{(i+1)}$  from the previous iterate  $\xi^{(i)}$ ; the latter is consistent with numerical path-following approach commonly employed by the interior-point methods. Also note that for large  $m$ , the ratio  $m/(m+1)$  is very close to 1, e.g., when  $m = 99$ , the Shrink-Wrapping iterates  $\delta^{(i)}$  would traverse at least 99% of the distance to the boundary of the  $LP$  feasible region with each step. This, again, is consistent with the so-called predictor-corrector-type interior-point methods. Moreover, in order to get fast convergence of  $\xi^{(i)}$  iterates, most probably we can get away with requiring the multiplier in front of  $(\xi^{(i)} - \delta^{(i)})$  to approach the value  $m/(m+1)$  only asymptotically. Lastly, amongst many other immediate potential research directions, developing an intrinsic proximity measure of an iterate to the central line appears to be of great importance. However, we believe that these questions go well beyond the scope of this paper.

## 5 Pathological central paths vs. Shrink-Wrapping

In this section, we contrast the behavior of the central path to the Shrink-Wrapping trajectories  $d(t), t \geq 0$ , for some known LP instances with large total curvature of the

central path. Namely, we consider the following three LP instances: *Megiddo-Shub simplex* [17], *DTZ snake* [12], and *redundant Klee-Minty cube* [10], [11].

The total curvature of a smooth curve—here, the central path—is defined as a definite integral over the total length of the curve of the norm of the curvature vector, where the latter corresponds to the second derivative of the curve equation parameterized by its arc-length, see, for example, [12]. In a sense, the total curvature tells us how far is the curve from being a straight line: for a straight line the total curvature is 0, for a planar curve that coincides with a  $\pi/2$ -segment of the boundary of the unit circle the total curvature is  $\pi/2$ , etc. Intuitively, if we were to attempt to follow the curve numerically using, say, a predictor-corrector type scheme, where one tries to make a predictor step as close to the curve’s tangent as possible, the total curvature gives us some idea of how difficult it might be to traverse such a curve. For example, one can traverse a linear segment of 0 total curvature with just one predictor step knowing the exact tangent, while on the opposite end of the spectrum, it might take many steps to follow the curve of large total curvature that makes many sharp turns.

In the context of path-following interior-point methods one typically attempts to follow the central path that leads us to the optimal solution, starting from the problem’s analytic center. As such, one may expect to witness many iterations of the optimization algorithm when dealing with an LP instance where the central path is known to have large total curvature, e.g., see [11].

Therefore, given the above motivation, our goal is to investigate the total curvature of the Shrink-Wrapping trajectories  $d(t)$  as compared to that of the central path, and get some feeling how the two differ at least from the numerical perspective. We hope that the latter would shed some light onto how efficient an algorithm based on the Shrink-Wrapping setting might turn out. We focus on  $d(t)$  rather than  $x(t) = x(d(t))$  as the dynamics for  $d$  defined by 3.2.1 seems immediately suitable for defining the corresponding discrete predictor-corrector scheme, see second subsection of Section 3, while it is not yet clear what would be the natural setup for tracing  $x(t)$  alone.

Due to the nature of the LP’s considered, it is convenient to re-write the problem in the so-called dual form

$$\max_y \{f^T y : Gy \leq h\}. \tag{5.0.13}$$

Note that this does not mean that we take the dual problem to the LP under consideration, but rather simply re-write its constraints in the inequality form. The central path  $\mathcal{P}$  corresponds to the standard log-barrier and may be parameterized as

$$\mathcal{P} = \{y \in \mathbb{R}^\ell : y(\mu) = \arg \max_y \mu f^T y + \sum_{i=1}^k \ln(h_i - G_{i,:}y) \text{ for some } \mu \in (0, \infty)\},$$

where  $G_{i,:}$  is the  $i^{\text{th}}$  row of  $G \in \mathbb{R}^{k \times \ell}$ .

For the sake of comparison  $\{d(t)\}_{t \geq 0}$  trajectories, developed for the LP in standard equality form, are mapped to the Shrink-Wrapping trajectories  $\mathcal{D}$  in the same space of  $y$ -variables as  $\mathcal{P}$ ; since the transformation of  $d(t)$  is affine, it does not change the qualitative nature of our conclusions. If we report  $x(t)$  or  $x(d)$ , we allow for a slight abuse of notation and use same symbols for equivalent points in  $y$ -basis. Both  $\mathcal{P}$  and

$\mathcal{D}$  are started at the analytic center

$$\chi = \arg \max_y \sum_{i=1}^k \ln(h_i - G_{i,:}y).$$

Basically, we aim to understand which of the two, the central path  $\mathcal{P}$  or the Shrink-Wrapping trajectory  $\mathcal{D}$ , appear to be more straight. The presented findings are mostly numerical and only suggest certain conclusions. Although, the subsequent exposition is fairly lengthy, we believe that it is important to provide enough details for the numerical experiments to be repeated by the reader independently from us, if desired.

## 5.1 Megiddo-Shub simplex

For sufficiently small  $\varepsilon > 0$ ,  $LP$  may be formulated as follows

$$\min_x \{c^T x : \mathbf{1}^T x = 1, x \in \mathbb{R}_+^n\}$$

where

$$c_i = \begin{cases} -(1 + \varepsilon)^{i-1} & , i < n, \\ 0 & , i = n, \end{cases}$$

and re-written in the dual or inequality form with  $f = -c_{-n}$  and  $y \in \mathbb{R}^{n-1}$  as

$$\max_y \{f^T y : [\mathbf{1}^T; -I]y \leq [1; \mathbf{0}]\}.$$

With  $e^{(j)}$  denoting the  $j^{\text{th}}$  unit vector, i.e.,  $e_j^{(j)} = 1$  and  $e_{-j}^{(j)} = \mathbf{0}$ , the optimal solution is  $y^* = e^{(n-1)} \in \mathbb{R}^{n-1}$ . For  $\varepsilon$  small enough, the central path  $\mathcal{P}$  is known to make  $n-2$  sharp nearly- $\pi/2$  turns. Let  $\mathcal{F}_j = \text{conv}\{e^{(j)}, e^{(j+1)}, \dots, e^{(n-1)}\}$  denote  $(n-j-1)$ -dimensional face of  $\{y \in \mathbb{R}^{n-1} : [\mathbf{1}^T; -I]y \leq [1; \mathbf{0}]\}$  spanned by  $e^{(j)}, \dots, e^{(n-1)}$ . The path starts at the analytic center  $\chi = \frac{1}{n}\mathbf{1}$  and first proceeds nearly orthogonal to the face  $\mathcal{F}_1$ . Next, the path moves almost inside  $\mathcal{F}_1$  and nearly orthogonal to  $\mathcal{F}_2$ , until it nearly reaches  $\mathcal{F}_3$ , at which point the path again makes a nearly- $\pi/2$  turn towards the next face  $\mathcal{F}_4$ , and so on, until  $\mathcal{P}$  reaches  $y^* = \mathcal{F}_{n-1}$ ; see Figure 6(a). Respectively, the total curvature of  $\mathcal{P}$  is of order  $n\pi/2$ ; the lower bound may be established using the technique of [11], the upper  $O(n)$  bound on the total curvature follows from the bound on the so-called average total curvature of  $\mathcal{P}$  established in [9].

The corresponding hyperbolic relaxation  $HP_{r,d}$  is a convex quadratic optimization problem, that is, since  $m = 1$  we have  $r = n - 2$ , and so the boundary of  $HP_{r,d}$  is characterized by  $E_2(x./d) = 0$ , and thus  $x(d)$  may be computed explicitly.

Renegar has observed that in case of  $m = 1, r = n - 2$ , the Shrink-Wrapping trajectory for the  $LP$  in equality form, started at a point on the central path, coincides with the portion of  $\mathcal{P}$  from that point on, namely, it can be shown that with  $d \in \mathcal{P}$ ,  $\dot{d}$  as in 3.2.1 produce a direction tangential to  $\mathcal{P}$ . From the characterization of the central path it follows that a tangent vector  $d'$  to  $\mathcal{P}$  at a point  $d$  is given by

$$\text{Diag}(\mathbf{1}/d.^2) d' = -\mu c + A^T u, \quad Ad' = \mathbf{0}, \quad (5.1.1)$$

for some  $0 \neq \dot{\mu} \in \mathbb{R}, u \in \mathbb{R}^m$ ; moreover,  $\dot{\mu} > 0$  corresponds to the direction of increasing  $\mu$ , that is, improving the objective value along  $\mathcal{P}$ . At the same time, the first of KKT conditions 3.1.1 for  $x = x(d)$  implies

$$x = \text{Diag}(d.^2) (\tau c + A^T v), \tau > 0, v \in \mathbb{R}^m,$$

while the second condition in 3.1.1 used to determine the precise value for  $\tau$  for now may be ignored. One may verify that the direction  $d' = \dot{d} = x(d) - d$  indeed solves 5.1.1:

$$\begin{aligned} \text{Diag}(\mathbf{1}/d.^2) d' &= \text{Diag}(\mathbf{1}/d.^2) (\text{Diag}(d.^2) (\tau c + A^T v) - d) \\ &= \tau c + A^T v - \mathbf{1}/d = (\tau - \mu)c + A^T(v + w), \end{aligned}$$

noting that  $d \in \mathcal{P}$  implies  $-\mathbf{1}/d = -\mu c + A^T w, \mu > 0$ . Note that  $\tau \neq \mu$ , as if it was, we could write  $\tau c = \mu c = \mathbf{1}/d - A^T w$  and so  $x./d.^2 = \tau c + A^T v = \mathbf{1}/d + A^T(v - w)$  resulting in  $x./d.^2 - \mathbf{1}/d = \text{Diag}(\mathbf{1}/d.^2)(x - d) = A^T(v - w)$ , that is, we could scale the vector  $x - d$ , which belongs to the null space of  $A$ , by pre-multiplying it with a positive-definite matrix  $\text{Diag}(\mathbf{1}/d.^2)$ , and obtain a vector in the range space of  $A^T$ ,  $A^T(v - w)$ , which is impossible as the null space of  $A$  and the range of  $A^T$  are orthogonal subspaces of  $\mathbb{R}^n$ . Furthermore, since the  $LP$  objective is monotone along both  $\mathcal{P}$  and  $\mathcal{D}$ , we must have  $\tau < \mu$ . Lastly,  $A\dot{d} = \mathbf{0}$  is trivial.

So, in this case,  $\mathcal{P} = \mathcal{D}$ , see Figure 6(a), and consequently the Shrink-Wrapping trajectory is bound to have relatively large total curvature on the order of  $n$ ; note that both the dimension of the ambient space  $\ell = n - 1$  containing the feasible region of the inequality-form problem and the number of corresponding inequality constraints  $k = n$  are almost the same.

## 5.2 DTZ snake

For this and the next subsection it is more natural to describe the optimization problem in its dual form 5.0.13. Since the Shrink-Wrapping trajectories were developed for LP in standard equality form, we start by describing the equivalent transformation between the two formulations. Namely, given 5.0.13 we explain how to formulate the *equivalent LP*, equivalent in a sense that any feasible point of 5.0.13 is uniquely mapped into  $LP$ -feasible point and vice-versa, including the optimal solutions. For simplicity we assume  $G \in \mathbb{R}^{k \times \ell}, k > \ell$ , to be full-rank.

Observe that  $Gy \leq h$  may be re-written as

$$x = h - Gy, x \in \mathbb{R}_+^k, \tag{5.2.1}$$

that is,  $(h - x)$  belongs to the column-space of  $G$  for some nonnegative  $x$ . Let rows of  $A \in \mathbb{R}^{(k-\ell) \times k}$  form a basis of the null space of columns of  $G$ , then

$$A(h - x) = AGy = \mathbf{0} \in \mathbb{R}^{k-\ell}$$

and thus  $Gy \leq h$  may be re-written as

$$Ax = b, x \in \mathbb{R}_+^k,$$

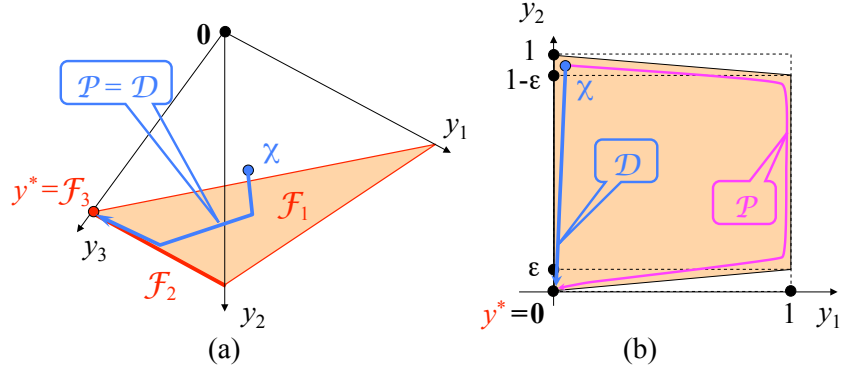


Figure 6: Shrink-Wrapping dynamics close-up

where  $b = Ah$ . Likewise, from  $h - x = Gy$ , given  $x$  we may easily recover  $y$  by pre-multiplying both sides with  $G^T$ :

$$y = (G^T G)^{-1} G^T (h - x), \quad (5.2.2)$$

and so minimizing  $-f^T y$  corresponds to minimizing  $-f^T (G^T G)^{-1} G^T (h - x) = -c^T h + c^T x$  with  $c = G(G^T G)^{-T} f$ ; note that  $c^T h$  is a constant term that does not depend on  $x$ . Therefore, 5.0.13 may be re-written as  $LP$  with  $A, b, c$  as above and  $m = k - \ell, n = k$ .

The detailed DTZ snake construction in inequality form and the subsequent analysis of the central path's geometry may be found in [12]. The equivalent  $LP$  may be constructed according to the procedure above. For illustration purposes we consider the case of  $k = 6, \ell = 2$ , in which case we have  $f = (0, -1)$ ,

$$G_{1,1} = 0, G_{1,2} = 1, G_{2,1} = 1, G_{2,2} = -1/10, G_{3,1} = -1, G_{3,2} = -1/3, \\ G_{i,1} = (-1)^i, G_{i,2} = -\frac{10^{i-2}}{11}, i \geq 4,$$

$$h_1 = 1, h_2 = 1/2, h_3 = 1/3, \\ h_i = \frac{5}{11} - \frac{10^{-4}i}{k^2}, i \geq 4.$$

and  $m = 4, n = 6$  for the equivalent  $LP$ .

For  $k$ -even,  $y^*$  is given by the intersection of the third and last inequality producing

$$-f^T y^* = y_2^* = \frac{\frac{26}{33} - \frac{10^{-4}}{k}}{-\frac{10^{k-2}}{11} - \frac{1}{3}}, y_2^* = -\frac{1}{3}(y_2^* + 1);$$

for  $k$ -odd, the solution corresponds to the intersection of  $k^{\text{th}}$  and  $(k-1)^{\text{th}}$  inequality,

$$-f^T y^* = y_2^* = \frac{1}{10^{k-3}} \left( -\frac{10}{11} + \frac{10^{-4}}{k^2} (2k-1) \right), \quad y_2^* = -\frac{10^{k-2}}{11} y_2^* - \frac{5}{11} + \frac{10^{-4}}{k}.$$

The optimal  $x^*$  may be computed according to 5.2.1; note in case  $k=6, \ell=2$ ,  $x^*$  has four basic and two non-basic variables, namely,  $x_3^* = x_6^* = 0$ . As  $k \rightarrow \infty$ , the central path  $\mathcal{P}$  is known to make almost  $k$  nearly- $\pi$  sharp turns, see Figure 7. Respectively, the total curvature of  $\mathcal{P}$  is at least of order  $k$ . As mentioned in [12], the construction may be easily generalized to arbitrary  $\ell$ ; also, DTZ-snake may be modified to make all the constraints non-redundant.

The corresponding hyperbolic relaxation  $HP_{r,d}$  corresponds to the first hyperbolic derivative cone of  $\mathbb{R}_{++}^n$ , that is,  $r=1$  and the boundary of  $HP_{r,d}$  corresponds to  $E_{n-1}(x./d) = 0$ , so no explicit formula for  $x(d)$  seems likely to exist.

Unfortunately, for DTZ-snake construction we could not establish an analytic relationship between the total curvature of  $\mathcal{P}$  and  $\mathcal{D}$  unlike for the case of Megiddo-Shub simplex. Instead, here we resort to numerics.

First, we describe our computational methodology for recovering  $\mathcal{P}$ . A seemingly natural choice would be to use a short-step path-following interior-point method, see, for example [18]. However, in our computational experiments we observed that this approach suffers heavily from numerical errors as the iterates approach the optimum, in part, due to inherent ill-conditioning and the large bit-input size of  $F$ . In turn, this causes significant problems while attempting to recover  $\mathcal{P}$  as for DTZ-snake the central path starts to exhibit its pathological behavior only very close to  $y^*$ , where the short-step method would typically fail due to round-off errors.

The numerical stability problem is resolved by re-parameterizing  $\mathcal{P}$  with level sets of  $f^T y$ :  $y(\nu) = \arg \max_{y: f^T y = \nu} \sum_{i=1}^k \ln(h_i - G_{i,:} y)$ , which results in univariate maximization problem on a fixed interval. The latter one-dimensional optimization problem for finding the point  $y(\nu)$  is handled with a simple bi-section method, thus, avoiding the ill-conditioning problems associated with the second derivative-based Newton's method; as a stopping criteria for the bi-section scheme we use the length of the interval containing  $y(\nu)$  falling below a prescribed threshold. Since we are interested in recovering the geometry of the path, the length of the interval measured with respect to the Euclidian norm appears to give us more accurate answer when approximating  $y(\nu)$ , as opposed to working with the norm induced by the self-concordant barrier typically used in the interior-point methods. The reason is the lack of scaling along any particular direction for the Euclidean norm unlike for the barrier-induced norm.

In order to traverse  $\mathcal{P}$ , we gradually increase the corresponding  $\nu$  parameter starting from the value  $f^T \chi$ , and generate a sequence of iterates  $\{y_i\}_{i=0,K}$  in close Euclidian proximity to the central path, until we reach the LP optimum. Furthermore, to speed up computations of each subsequent  $y_i$ , we warm-start the bi-section from  $y_{i-1}$ . Near the optimum the discrete stepping of  $\nu$  gets more and more refined to allow us to capture sharp turns of  $\mathcal{P}$ . The first iterate  $y_0$  corresponds to the approximate analytic center  $\chi$ , which is computed using MATLAB 'fsolve' routine: we attempt to zero out the gradient of the log-barrier, starting from the initial approximation that corresponds to the analytical center  $\left(0, \frac{k-3}{k-4}\right)$  of the perturbed LP with a feasible region corresponding to



$\left\{y \in \mathbb{R}^2 : \left[ I; -I; -e^{(2)^T}; \dots; -e^{(2)^T} \right] y \leq (1, 1, 1, 0, 0, \dots, 0) \right\}$ , i.e., a planar unit cube centered at  $(1/2, 1/2)$  with the bottom face repeated  $k - 3$  times. The last iterate in the sequence is  $y_K = y^*$ ;  $K$  is chosen so that  $y_{K-1}$  is close enough to  $y^*$ . The resulting *approximate central path*  $\tilde{\mathcal{P}}$  is a piece-wise linear interpolation of  $\mathcal{P}$  from  $\{y_i\}_{i=0,K}$ .

Next, we describe our computational methodology for recovering  $\mathcal{D}$ . We compute the approximate Shrink-Wrapping trajectory for  $LP$  and map both  $d(t)$  and  $x(t)$  onto the feasible region of 5.0.13 according to 5.2.2. To recover  $d(t), x(t)$ , we employ standard discrete predictor-corrector scheme for tracing the trajectory of the ODE given by 3.2.1: given some initial pair  $(d_i, x_i), x_i \approx x(d_i)$ , we set the next iterate  $d_{i+1} = d_i + \alpha(x_i - d_i)$  and  $x_{i+1} \approx x(d_{i+1})$ , where  $\alpha > 0$  is some small constant. The predictor-corrector scheme is known to converge to the true ODE trajectory when  $\alpha \rightarrow 0$  under some mild assumptions. We experimented with several choices of  $\alpha$ . We found that the most numerically stable approach is to normalize the predictor step length along  $(x_i - d_i)$  to have a prescribed length  $\tilde{\alpha}$ , where  $\tilde{\alpha}$  is either fixed on the order of  $10^{-2} - 10^{-3}$ , or is gradually decreasing as  $d_i$  approach  $x^*$  to enforce  $LP$  feasibility of  $d_i$ . Both step normalization choices appear to attain virtually indistinguishable numerical results. We generate the sequence  $\{d_i\}_{i=0,K}$  with  $d_0$  approximating the analytic center of  $LP$  and  $d_K = x^*$ , similar to the case of  $\mathcal{P}$ . The *approximate Shrink-Wrapping trajectory*  $\tilde{\mathcal{D}}$  is a piece-wise linear interpolation from  $\{d_i\}_{i=1,K}$ .

In order to compute  $x_{i+1} \approx x(d_{i+1})$  we use Newton's method to find the root of  $f(\xi)$  as defined in the previous section, warm-started at  $x_i$ , with termination criteria being the Euclidian norm of the gradient of  $f(\xi)$  falling below a certain threshold. The corresponding function evaluations and derivative information may be computed using the FFT approach outlined in [19]. Given  $d_0$  –equivalently,  $y_0 \approx \chi^-$ – we recover the initial point  $x_0 \approx x(d_0)$  by performing a linear homotopy from another point on the central line. That is, we numerically follow  $x(d)$  using Newton's method as  $d$  traverses  $[\tilde{d}, d_0]$ , starting at  $\tilde{d} \in \mathcal{L}$ . Recall that at least in the vicinity of  $\mathcal{L}$  the Newton iterates are well defined. As  $d$  gets gradually changed from  $\tilde{d}$  to  $d_0$ , MATLAB does not encounter any problems with ill-conditioning or non-invertibility of derivative matrices. The latter and the homotopy path  $x(d), d \in [\tilde{d}, d_0]$  appearing rather smooth, see Figure 7, indicates that we indeed did not switch branches of  $f(\xi)$  and recovered the correct approximate to  $x(d_0)$ ; if desired, we may further confirm the validity of our approximation by checking that  $x(d)$  is in or close enough to  $\mathcal{K}_{r,d}$ .

Note that unlike the central path iterates  $y_i$ , we do not use any low-order method to recover  $x_i$  because there appears to be no suitable re-parametrization of  $x(d)$  readily available. Thus, hypothetically, our computations for  $\mathcal{D}$  are more susceptible to round-off errors. However, we are still fairly confident in the results of our numerical findings due to the following two reasons.

- Computational safeguard procedure: to make sure our numerical approach produces no obvious nonsense results, we re-compute an approximate central path relying on the equivalence of  $\mathcal{P}$  and  $\mathcal{D}$  for  $r = n - 2$ , using the outlined numerical approach for computing  $\tilde{\mathcal{D}}$  with  $r = n - 2$  as above. We compare our results with the first approximation  $\tilde{\mathcal{P}}$  to make sure both paths are consistent with one another. Indeed, both methods seem to recover visually indistinguishable approximate central paths. Moreover, we are not overly concerned with approximating

$x(d_i)$  with  $x_i$  due to the fact that numerical ill-conditioning of Newton's method, resulting from the ill-conditioning of the derivative matrix, as reported by MATLAB, manifests itself for the iterates  $d_i$  only well past the last sharp turn of the central path with respect to the LP objective value. That is, by the time MATLAB begins to report the numerical ill-conditioning for locating  $x_i \approx x(d_i)$ , the respective points on the central path that correspond to the LP objective level sets with values  $c^T d_i$  are located well past the last sharp turn of  $\tilde{\mathcal{P}}$ .

- Central line: since the transformation 5.2.2 is linear, the existence and the attractor-like properties of the invariant central line persist through the equivalent transformation between the LP formulations. In particular, for our example, in the basis of  $y$ -variables the central line extends from  $y^* \approx (-0.333, -0.000866)$  and passes through a point with approximate coordinates  $(.0528, -.0000171)$  – coincidentally, the point which we start the linear homotopy from to recover  $x_0$ , see Figure 7; the procedure to recover  $\mathcal{L}$  given  $x^*$  is outlined in Proposition 4.2. By Theorem 4.6, if the trajectory  $\mathcal{D}$  at some point gets sufficiently close to the central line, from that point on  $\mathcal{D}$  gets pulled into the line very quickly, and, most certainly, the central line may not be crossed over. Examining our numerical results we see that indeed  $\tilde{\mathcal{D}}$  appears to get very close to the central line and straightens out from that point on, see Figure 7, concurring to our intuition.

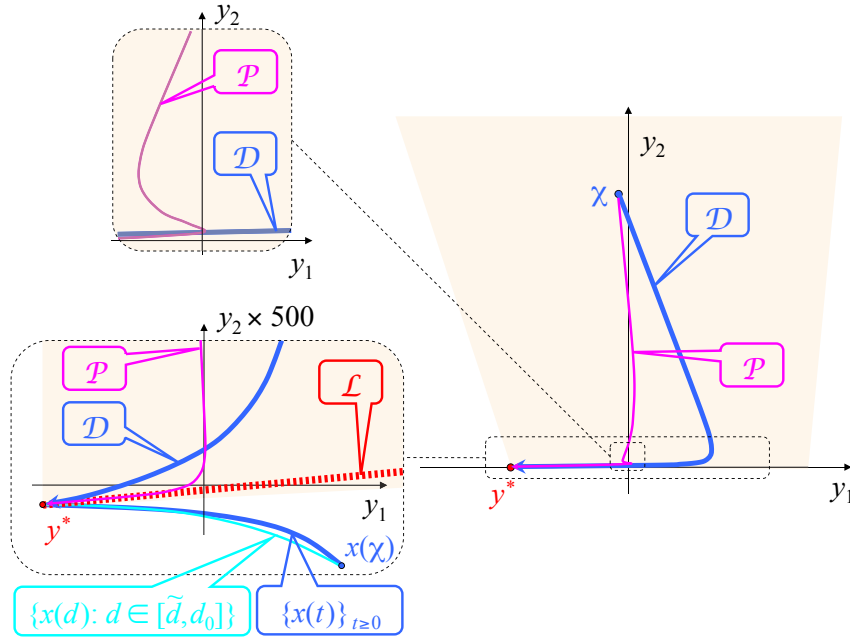


Figure 7: Dynamics close-up for DTZ snake

As the purpose of this section is mostly to gain some qualitative insight into the behavior of Shrink-Wrapping trajectories comparative to the central path, we do not attempt to further refine or justify our numerical approach for tracing  $\mathcal{D}$ .

In summary, for DTZ construction, the Shrink-Wrapping trajectory does not seem to exhibit any pathological behavior as compared to the central path; both  $d(t)$  and  $x(t)$  trajectories appear to be fairly straight and thus are likely to have small total curvature, with  $d(t)$  making only one turn. Unlike the case of  $\mathcal{P}$ , where the source of the large total curvature is the constant zigzagging of the central path, similar behavior for  $\mathcal{D}$  is less likely due to the existence of the central line.

### 5.3 Redundant Klee-Minty cube

The detailed problem formulation in inequality form and the subsequent analysis of the central path's geometry may be found in [11]. With properly chosen parameters the central path is known to make at least  $2^\ell - 2$  sharp nearly- $\pi/2$  turns closely following the standard simplex method pivot sequence, resulting in large total curvature of  $\mathcal{P}$ ;  $k$  is exponential as a function of  $\ell$ . In particular, we use the *geometrically-decaying distance* model with  $k = O(\ell^3 2^{2\ell})$  and rely on Corollary 7.2 of [11] that guarantees exponential order of the total curvature of  $\mathcal{P}$ . For our illustration we consider planar redundant Klee-Minty cube with  $\ell = 2$  and  $k \approx 14,000$ , given by  $f = (0, 1)$ ,

$$\begin{aligned} G_{1,1} &= -1, G_{1,2} = 0, G_{2,1} = 1, G_{2,2} = 0, G_{3,1} = \varepsilon, G_{3,2} = -1, G_{4,1} = -\varepsilon, G_{4,2} = 1, \\ G_{i,1} &= -1, G_{i,2} = 0, \quad i \in [5, 4 + h_1], \\ G_{i,1} &= \varepsilon, G_{i,2} = -1, \quad i \in [5 + h_1, 4 + h_1 + h_2], \\ h_1 &= 0, h_2 = 1, h_3 = 0, h_4 = 1, \\ h_i &= r_1, \quad i \in [5, 4 + h_1], \\ h_i &= r_2, \quad i \in [5 + h_1, 4 + h_1 + h_2], \end{aligned}$$

where  $\varepsilon = .1$ ,  $\delta = .05$  and  $r_1 = 8$ ,  $r_2 = 4$ ,  $h_1 = 2963$ ,  $h_2 = 10766$  are computed according to [11]. Clearly, the optimal solution is  $y^* = \mathbf{0}$ . We intentionally reduce  $\varepsilon, \delta$  to get sharper turns of  $\mathcal{P}$ : the central path makes two sharp nearly- $\pi/2$  turns near vertices  $(1, 1 - 2\varepsilon)$  and  $(1, \varepsilon)$ , see Figure 6(b). The corresponding LP has  $m = 13731$ ,  $n = 13733$ .

The corresponding hyperbolic relaxation  $HP_{r,d}$  corresponds to the first hyperbolic derivative cone of  $\mathbb{R}_{++}^n$  with  $r = 1$ . Similar to DTZ construction, we cannot analyze the setting analytically and resort to numerics: most of the numerical considerations above may be carried over to the case of redundant Klee-Minty construction. We implement several changes to better address the nature of the problem.

- For the construction, the short-step path-following interior-point method produces stable numerical results which are consistent with theoretical findings in [11], therefore, the method may be used to recover  $\tilde{\mathcal{P}}$  for comparative purposes.
- When recovering  $\tilde{\mathcal{D}}$ , it is much more efficient to re-cast Newton's method for tracing  $x(d)$  into the basis of  $y$ -variables, which gives us much smaller, and thus, less prone to numerical errors, linear system that we need to work with.
- Lastly, due to high degree of the  $HP_{r,d}$ -underlying hyperbolic polynomial, the FFT approach seems not as effective as for DTZ snake, mostly due to round-off

errors. Instead, we use the ratio  $\frac{E_{n-1}(x./d)}{E_n(x./d)}$  to characterize the boundary of  $\mathcal{K}_{r,d}$  outside of  $\partial\mathbb{R}_+^n$ . The latter allows for an explicit and simple form of the derivatives needed to implement Newton's method; also, see the subsequent discussion.

Instead of directly computing the central line, which in this case seems to exhibit its attractor properties only towards the very end of the Shrink-Wrapping trajectory, we claim that  $HP_{r,d}$  produces a very tight relaxation to  $LP$  itself due to the high degree of the underlying hyperbolic polynomial and the presence of many remotely-positioned redundant constraints. In other words, for any  $LP$ -strictly feasible  $d$ ,  $x(d)$  may not be far from  $x^*$ ; consequently,  $d(t)$  gets driven to  $x^*$  almost along the straight line, see Figure 6(b). For brevity we only sketch the argument.

It is convenient to switch back and forth between the domains of 5.0.13 and  $LP$ ; to this end we introduce three pairs of vector variables in  $\mathbb{R}^\ell$  and  $\mathbb{R}^n$  spaces respectively,  $y \equiv d, \gamma \equiv \Delta, y(t) = y + \gamma t \equiv x(t)$  with  $t \in \mathbb{R}$ , where  $\equiv$  is the equivalence relationship given by 5.2.1, 5.2.2. We allow for a slight abuse of notation referring with  $HP_{r,d}$  to both the primal and  $y$ -space re-formulation of the hyperbolic relaxation problem.

Fix  $y$  in the interior of Klee-Minty cube defined by the first four constraints of  $Gy \leq h$ ; denote the corresponding 1-dimensional faces –hyperplanes– by  $\mathcal{F}_1, \mathcal{F}_2, \mathcal{F}_3, \mathcal{F}_4$ . In order to understand how close is  $HP_{r,d}$  to  $LP$ , consider when

$$q(t) = \frac{E_{n-1}(x(t)./d)}{E_n(x(t)./d)} = \frac{d_1}{x_1(t)} + \frac{d_2}{x_2(t)} + \dots + \frac{d_n}{x_n(t)}$$

crosses 0, that is, when  $E_{n-1}(x(t)./d) = 0$ ; recall that the feasible region of  $HP_{r,d}$  touches  $LP$ -feasible region precisely at the vertices of Klee-Minty cube. In other words, we ask how far along the ray  $y(t) = y + \gamma t$  one needs to travel outside of the Klee-Minty cube before encountering the boundary of  $HP_{r,d}$ -feasible region.

A simple root  $t$  of  $E_{n-1}(x(t)./d) = 0$  in the vicinity of the boundary of Klee-Minty cube may occur only past the point when  $y(t)$  crosses either  $\mathcal{F}_1, \mathcal{F}_2, \mathcal{F}_3, \mathcal{F}_4$ , and only one of these faces at a time, i.e., past  $t^*$  when only one of the corresponding  $x_1(t^*), x_2(t^*), x_3(t^*), x_4(t^*)$  becomes zero. By the root interlacing property of polynomials with all real roots applied to  $E_n, E_{n-1}$  we know that  $E_n, E_{n-1} > 0$  inside  $LP$ -feasible region, and  $E_n < 0, E_{n-1} > 0$  just on the outside. So

$$q(t) = \frac{d_1}{x_1(t)} + \frac{d_2}{x_2(t)} + \dots + \frac{d_n}{x_n(t)} < 0$$

just outside of  $LP$ -feasible region; in fact,  $q(t) \rightarrow -\infty$  as  $t \rightarrow -\frac{d_1}{\Delta_1}, -\frac{d_2}{\Delta_2}, -\frac{d_3}{\Delta_3}$  or  $-\frac{d_4}{\Delta_4}$  from the left, while  $y(t)$  remains feasible with respect to the remaining three faces. Re-writing

$$q(t) = \sum_{i=1}^4 \frac{d_i}{d_i + \Delta_i t} + \sum_{i=5}^n \frac{d_i}{d_i + \Delta_i t}$$

we note that for the second summand, recalling the redundant constraints, we have

$$M = h_1 \frac{8}{8 + (1 + 2 \cdot .1)} + h_2 \frac{4}{4 + (1 + 2 \cdot .1)} < \sum_{i=5}^n \frac{d_i}{d_i + \Delta_i t}$$

for all  $y(t)$  within .1 or lesser Euclidian distance from Klee-Minty cube.

Since only one  $\mathcal{F}_i$ ,  $i = 1, 4$ , is being crossed-over, say,  $\mathcal{F}_1$ , we can write

$$0 \leq q(t) \leq \frac{d_1}{d_1 + \Delta_1 t} + M$$

as long as

$$t \geq -\frac{d_1}{\Delta_1} \left(1 + \frac{1}{M}\right),$$

noting that  $t$  is such that  $d_1 + \Delta_1 t < 0$  and assuming the remaining  $\mathcal{F}_2, \mathcal{F}_3, \mathcal{F}_4$  feasible – note that two faces of the cube may not be consecutively traversed by  $y(t)$  without encountering a root of  $q(t)$  – a root of  $E_{n-1}$ . So,  $q(t)$  changes sign from minus to plus as  $t$  goes through  $\left(-\frac{d_1}{\Delta_1} \left(1 + \frac{1}{M}\right), -\frac{d_1}{\Delta_1}\right)$ . So, from any  $LP$ -strictly feasible  $y$  along any  $\gamma$  one needs to traverse precisely  $t = -\frac{d_1}{\Delta_1}$  to get to the boundary of  $LP$ -feasible region, and at most  $t = -\frac{d_1}{\Delta_1} \left(1 + \frac{1}{M}\right)$  to reach the boundary of  $HP_{r,d}$ -feasible region.

In other words,  $HP_{r,d}$ -feasible region is a “slightly inflated version” of Klee-Minty cube, “inflated” by a factor of at most  $1 + \frac{1}{M} \approx 1.0001$ , so, indeed  $y(t)$  remains in close proximity to the cube, particularly, is not farther than .1 in Euclidian distance. Moreover, recall that  $HP_{r,d}$  is convex and touches  $LP$ -feasible region only at the vertices of Klee-Minty cube. Simple geometric considerations may be used to complete the claim, resulting in  $x(d) \approx x^*$ . Note that the ratio  $q$  is the reciprocal of the concave ratio functional briefly mentioned in Section 3.

Going back to our numerical results, again, unlike  $\mathcal{P}$ ,  $\mathcal{D}$  appears to be much more straight which suggests it having much lower total curvature than the central path, see Figure 6(b). Note that the redundant constraints –the source of large total curvature for the central path– are handled exceptionally well in the Shrink-Wrapping setting, as effectively they do not play any negative role in determining the dynamics of  $d(t)$ . In fact, in this example, the presence of the remotely-positioned redundant constraints does the opposite and helps to straighten out  $\mathcal{D}$ . Also, recall that the central line, which in turn seems to drive the limiting behavior of  $d(t)$ , is defined only by the active constraints, so redundancy does not negatively affect us here either.

## 6 Conclusion

Following the idea of Renegar, we introduce the Shrink-Wrapping setting for solving linear programming problems based on hyperbolic relaxations of the nonnegative orthant. We analyze the local behavior of the Shrink-Wrapping trajectories that lead to the LP optimum, provided a suitable choice of the initial point. A striking difference between the standard path-following interior-point methods and the Shrink-Wrapping setting is the existence of the invariant with respect to dynamics of the trajectory set – the central line – in the latter case. The central line acts, at least locally, as an attractor set for the Shrink-Wrapping trajectories, which in turn guarantees extremely quick, i.e.,  $R$ -super-quadratic local convergence of a simple bi-section type discretization scheme based on Shrink-Wrapping.

We attempt to analyze the behavior of the Shrink-Wrapping trajectories comparative to the central path for three known pathological linear programming instances, where the central path has large total curvature. Partial theoretical analysis is substantiated with numerics. Although, we encounter a negative example when the Shrink-Wrapping trajectory and the central path look identical, in most cases (2 out of 3) Shrink-Wrapping trajectories appear to be much more straight than the central paths. This suggests that the Shrink-Wrapping approach may result in more efficient predictor-corrector type algorithms for solving the underlying optimization problems.

A possible explanation to this distinctive difference between the behavior of the central path and the Shrink-Wrapping trajectories lies in a seemingly more appropriate choice of the degree of the hyperbolic relaxation problem. While one may think of the central path as the Shrink-Wrapping with degree fixed permanently, the setting suggests that the degree should be chosen adaptively. Namely, the proper choice of the relaxation degree results in the dynamics of the trajectory being driven by a simple root of a polynomial system of equations, giving rise to a number of favorable properties, such as the earlier mentioned central line, while for the central path such a root is almost always multiple. As the choice of the degree of Shrink-Wrapping suggests much tighter fit of the relaxation to the original problem, we expect the trajectories to converge to the optimum sooner – an intuition confirmed by the numerics.

When the linear programming problem is re-written in inequality form, optimistically, we hope that in case of Shrink-Wrapping the total curvature of the trajectory is driven by the dimensionality of the ambient space, rather than the number of constraints unlike for the central path. Again, the investigated numerics support our bold conjecture. We present the initial analysis of the newly proposed setting. Much work remains to be done to convert these ideas into an actual optimization algorithm.

As a side result, we provide the first, to our knowledge, proof of convexity of hyperbolicity cones which does not rely on complex variables.

## Acknowledgement

I would like to thank James Renegar for his invaluable suggestions while supervising my Ph.D. thesis, which served as a foundation for Sections 3–4 and was supported by NSF Grant #CCF-0430672.

## References

- [1] V. Arnold, *Ordinary differential equations*, The MIT Press, 1978.
- [2] H. Bauschke, O. Guler, A. Lewis, and H. Sendov, *Hyperbolic polynomials and convex analysis*, *Can. J. Math.* **53** (2001), 470–488.
- [3] A. Ben-Tal, A. Nemirovski, *Lectures on modern convex optimization: analysis, algorithms, and engineering applications*, MPS-SIAM, 2001.
- [4] D. Bertsimas, I. Popescu, *On the relation between option and stock prices: an optimization approach*, *Oper. Res.* **50** (2002), 358–374.

- [5] L. Blum, F. Cucker, M. Shub, and S. Smale, *Complexity and real computation*, Springer-Verlag, 1998.
- [6] M. Chu, Y. Zinchenko, S. Henderson, and M. Sharpe, *Robust optimization for intensity modulated radiation therapy treatment planning under uncertainty*, Phys. Med. Biol. **50** (2005), 5463–5478.
- [7] C. Chua, *Relating homogeneous cones and positive definite cones via  $T$ -algebras*, SIAM J. Opt. **14** (2003), 500–506.
- [8] V. Chvatal, *Linear programming*, W. H. Freeman & Company, 1983.
- [9] J-P. Dedieu, G. Malajovich, M. Shub, *On the curvature of the central path of linear programming theory*, Found. Comp. Math. **5** (2005), 145–171.
- [10] A. Deza, E. Nematollahi, T. Terlaky, *How good are interior point methods? Klee-Minty cubes tighten iteration-complexity bounds*, Math. Pro. **113** (2008), 1–14.
- [11] A. Deza, T. Terlaky, Y. Zinchenko, *Central path curvature and iteration-complexity for redundant Klee-Minty cubes*, Advances in Mechanics and Mathematics 17 (D. Gao and H. Serali eds.), Springer, 2009, pp. 223–256.
- [12] A. Deza, T. Terlaky, Y. Zinchenko, *Polytopes and arrangements: diameter and curvature*, Oper. Res. Let. **36** (2008), 215–222.
- [13] L. Garding, *An inequality for hyperbolic polynomials*, J. Math. Mech. **8** (1959), 957–965.
- [14] M. Goemans, D. Williamson, *Improved approximation algorithms for maximum cut and satisfiability problems using semidefinite programming*, J. ACM **42** (1995), 1115–1145.
- [15] O. Guler, *Hyperbolic polynomials and interior point methods for convex programming*, Math. Oper. Res. **22** (1997), 350–377.
- [16] J. Lasserre, *Global optimization with polynomials and the problem of moments*, SIAM J. Opt. **11** (2001), 796–817.
- [17] N. Megiddo, M. Shub, *Boundary behavior of interior point algorithms in linear programming*, Math. Oper. Res. **14** (1989), 97–146.
- [18] J. Renegar, *A mathematical view of interior-point methods in convex optimization*, MPS-SIAM, 2001.
- [19] J. Renegar, *Hyperbolic programs, and their derivative relaxations*, Found. Comp. Math. **6** (2006), 59–79.
- [20] J. Renegar, *Central swaths (a generalization of the central path)*, Opt. Online (June 2010).
- [21] J. Sun, S. Boyd, L. Xiao, and P. Diaconis, *The fastest mixing Markov process on a graph and a connection to a maximum variance unfolding problem*, SIAM Rev. **48** (2006), 681–699.
- [22] Y. Zinchenko, *On hyperbolicity cones associated with elementary symmetric polynomials*, Opt. Let. **2** (2007), 389–402.
- [23] Y. Zinchenko, *The local behavior of the Shrink-Wrapping algorithm for linear programming*, Ph.D. thesis, Cornell University, 2005.