

EVOLUTION OF MASSIVE STARS WITH PULSATION-DRIVEN SUPER-WINDS DURING THE RED SUPERGIANT PHASE

SUNG-CHUL YOON^{1,2} AND MATTEO CANTIELLO²

Draft version October 24, 2018

ABSTRACT

Pulsations driven by partial ionization of hydrogen in the envelope are often considered important for driving winds from red supergiants (RSGs). In particular, it has been suggested by some authors that the pulsation growth rate in a RSG can be high enough to trigger an unusually strong wind (or a super-wind), when the luminosity to mass ratio becomes sufficiently large. Using both hydrostatic and hydrodynamic stellar evolution models with initial masses ranging from 15 to 40 M_{\odot} , we investigate 1) how the pulsation growth rate depends on the global parameters of supergiant stars, and 2) what would be the consequences of a pulsation-driven super-wind, if it occurred, for the late stages of massive star evolution. We suggest that such a super-wind history would be marked by a runaway increase, followed by a sudden decrease, of the winds mass loss rate. The impact on the late evolution of massive stars would be substantial, with stars losing a huge fraction of their H-envelope even with a significantly lower initial mass than previously predicted. This might explain the observed lack of Type II-P supernova progenitors having initial mass higher than about 17 M_{\odot} . We also discuss possible implications for a subset of Type IIn supernovae.

Subject headings: stars: evolution, stars: mass-loss, stars: massive, supergiants, supernovae:general

1. INTRODUCTION

Mass loss due to stellar winds is one of the governing factors that determine the evolution of massive stars. Great improvements in our understanding of line-driven winds from massive hot stars (i.e., O-Type stars or Wolf-Rayet stars) have been achieved over the last three decades, and they are well reflected in recent stellar evolution models (see Puls et al. 2008, for a recent review). However, the driving mechanism for cool-star winds remains elusive. Note that many of the authors still rely on the empirical mass-loss rate given by de Jager et al. (1988) (hereafter, JNH88), which is more than 20 years old, for modeling cool giant stars, while some alternative prescriptions have been considered by some authors (e.g. Salasnich et al. 1999; van Loon et al. 2005; Vanbeveren et al. 2007). Late stages of massive star evolution during and after core helium burning are therefore relatively difficult to study, which is a major obstacle to theoretical investigation on supernova progenitors and their environments.

One of the key factors that should be taken into account for the study of the red supergiant (RSG) evolution is pulsation. It is well known that RSGs are unstable to radial pulsations driven by partial ionization of hydrogen in the outermost layers of the envelope (e.g. Li & Gong 1994), and pulsation is one of the most commonly invoked mechanisms for driving winds from cool stars (cf. Bowen 1988; Höfner et al. 2003; Neilson & Lester 2008). Although the detailed mechanisms for driving mass loss by pulsations are not well understood, simple arguments based on the gain of pulsation energy suggest that RSGs might experience a stronger mass loss for a higher growth rate of the pulsational instability (e.g. Appenzeller 1970). In particular, Heger et al. (1997) found that RSG pulsations can achieve large amplitudes that may be

comparable to those in AGB stars when the pulsation periods become close to the thermal time scale of the envelope. They therefore suggested that such strong pulsations might lead to a "superwind" if the luminosity to mass ratio in a RSG were sufficiently high. This idea might be supported by observations. For example, van Loon et al. (2005) found that the dust-enshrouded RSGs in the Large Magellanic Cloud have a very high mass loss rate, which appears to be related to strong RSG pulsation (van Loon et al. 2008).

In the present study, we explore possible consequences of such a superwind in the evolution of supernova progenitors. Our approach to this topic is as follows. First, we investigate the properties of RSG pulsations using our new stellar evolution models that follow the non-linear evolution of pulsation (Sect. 2). This allows us to derive a relation between the pulsation growth rate and the structure of RSGs. Second, we assume that the mass loss rate due to RSG winds should be significantly enhanced compared to that of JNH88, when the growth rate of pulsation becomes sufficiently large. The consequent evolution of massive stars can be very different from the standard picture given in previous work (Sect. 3). Note that here we apply the modified mass loss prescription only to very unstable RSGs, while Salasnich et al. (1999) and Vanbeveren et al. (2007) considered overall enhancement of RSG mass loss rate for all types of RSGs. Also, our mass loss prescription is more directly related to the pulsational properties of RSGs than the others that rely on surface luminosity and temperature. Finally, we conclude the paper by discussing implications for supernova progenitors (Sect. 4).

2. PROPERTIES OF RSG PULSATIONS

RSG pulsations are not usually found in stellar evolution models even if one uses a hydrodynamic code, for two reasons. First, in most stellar evolution calculations, the evolutionary time steps are much larger than the pulsation periods in RSGs, which are comparable to the dynamical time scale of the envelope. Second, pulsations tend to be numerically damped out with the implicit method adopted in stellar evolution codes. However, the study by Heger et al. (1997) shows

¹ UCO/Lick Observatory, Department of Astronomy and Astrophysics, University of California, Santa Cruz, CA 95064, USA

² Argelander Institute for Astronomy, University of Bonn, Auf dem Hugel 71, D-53121, Germany, scyoona@astro.uni-bonn.de, cantiello@astro.uni-bonn.de

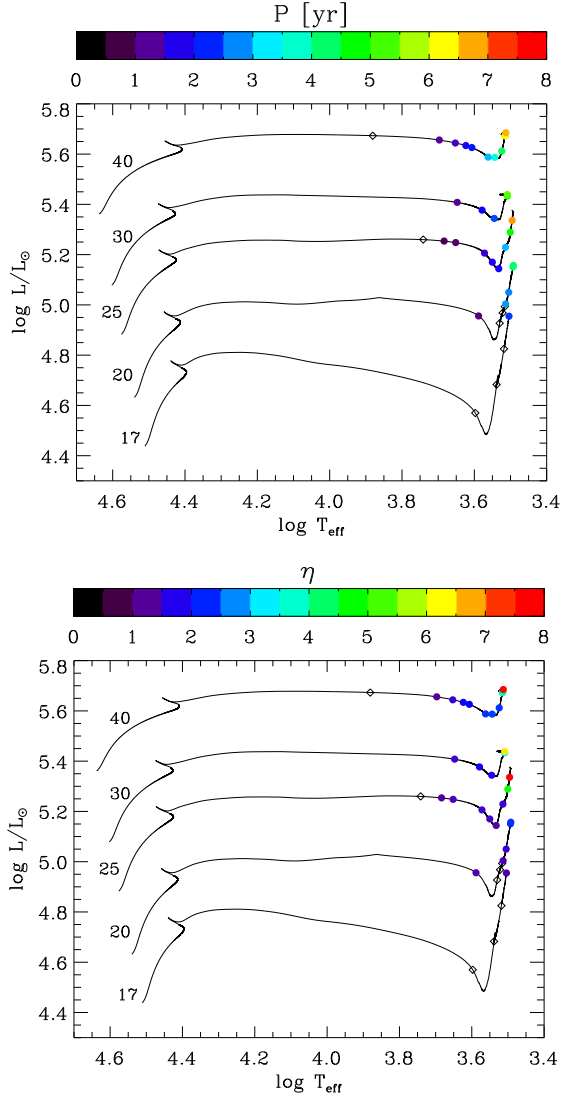


FIG. 1.— Evolutionary tracks of hydrostatic reference models with initial masses of 17, 20, 25, 30 and 40 M_{\odot} , on the HR diagram. The color shading gives pulsation periods (upper panel) and growth rates (lower panel; see the text for the definition), obtained with the hydrodynamic calculations that are performed at the given reference points. The open diamonds mark the reference points where no pulsation is detected with our code.

that the predictions of linear stability analysis for basic pulsational properties (i.e., pulsation period and growth rate) can be accurately reproduced in non-linear evolutionary calculations of RSGs by a hydrodynamic stellar evolution code, if the growth rate is sufficiently large and if the adopted time steps are sufficiently small. On the other hand, non-linear evolutionary calculations do not require the condition of complete thermal and hydrostatic equilibrium of the star, in contrast to the case of linear stability analysis. We therefore decide to use an existing hydrodynamic stellar evolution code for our analysis of RSG pulsations. Details of our implicit hydrodynamic code are described in Yoon et al. (2006) and references therein.

To start with, we construct non-rotating hydrostatic models at solar metallicity for 11 different initial masses (15, 16, 17, 18, 19, 20, 21, 23, 25, 30, 40 M_{\odot}). Since the hydrodynamic term in the momentum equation is switched off, pulsations do not appear in these model sequences. The HR diagrams for

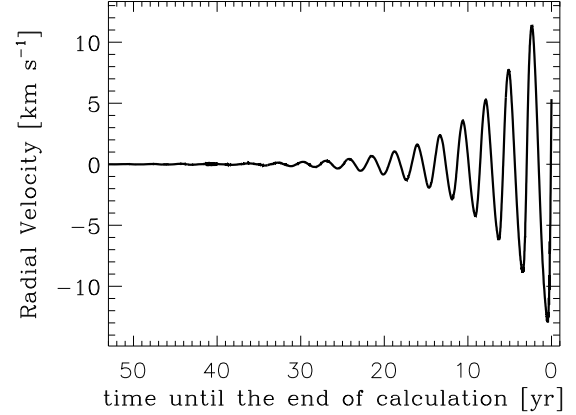


FIG. 2.— Radial velocity at the surface in a hydrodynamic RSG model sequence with $M_{\text{init}} = 20 M_{\odot}$. The surface luminosity and the effective temperature at the reference point are $\log L/L_{\odot} = 5.05$ and $T_{\text{eff}} = 3198$ K, respectively.

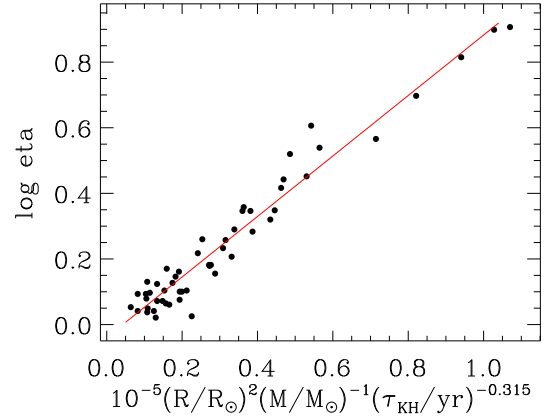


FIG. 3.— Pulsation growth rate versus some physical quantities of RSGs. The solid line gives the best fit, as expressed in Eq. (1). See the text for more details.

some model sequences are shown in Fig. 1.

Then, we turn on the hydrodynamic term and restart the calculation from the reference models chosen at various evolutionary epochs during the supergiant phase for each model sequence. In total, 71 reference models are selected as starting points. In Fig. 1, some of the starting points are shown, marked by filled circles and open diamonds. To guarantee enough time resolution for describing pulsations in the hydrodynamic calculations, we limit the time steps such that $\Delta t \leq 0.01 [R/(1000R_{\odot})]^2 [(15M_{\odot})/M]$ yr. This choice is based on the fact that pulsations of a RSG with $M_{\text{init}} > 15 M_{\odot}$ have a period of the order of 1000 days (e.g. Heger et al. 1997), and obey the relation of $P \propto R^2/M$, where P is the pulsation period, R the radius and M the total mass of a RSG (Gough et al. 1965).

An example of such calculations is given in Fig. 2. As the pulsation amplitude grows gradually, the surface velocity eventually reaches the sound speed. Since our code cannot describe shock waves, we investigate the pulsation properties only with the sub-sonic results. Fig. 1 shows the pulsation period P and the growth rate η of the fundamental mode at different reference points on the HR diagram. Here, the growth rate is defined as $\eta = |v(t_0 + P)/v(t_0)|$, where $v(t_0)$ denotes a local maximum of the surface velocity located at a certain time $t = t_0$. According to this definition, pulsational instability means $\eta > 1$.

The growth rate obtained here should be considered only indicative, given the limitations of our adopted numerical method. For example, in our calculations, no pulsation is detected from some reference points. This does not mean that the considered RSGs are stable against the pulsational instability, but that the growth rate is too small for our code to follow. Also, in our calculations, instant adjustment of convective flux during pulsation is assumed, which is not physical given the similar time scales of convection and pulsation³. Despite these uncertainties, our results are qualitatively in good agreement with those of previous studies: the growth rate is generally higher for a larger luminosity to mass ratio (L/M), and/or for a smaller thermal time scale of the envelope. Specifically, as shown in Fig. 3, we find the following relation between the pulsation growth rate and the stellar structure from our results with the hydrodynamic model sequences:

$$\log \eta = C_1 \left(\frac{R}{R_\odot} \right)^2 \left(\frac{M}{M_\odot} \right)^{-1} \left(\frac{\tau_{\text{KH,env}}}{\text{yr}} \right)^{-0.315} - C_2, \quad (1)$$

where $\tau_{\text{KH,env}}$ ($:= GM_{\text{tot}}M_{\text{env}}/LR$) denotes the Kelvin-Helmoltz time scale of the hydrogen-rich envelope, $C_1 = 9.219 \times 10^{-6}$ and $C_2 = 0.0392844$.

We confirm that RSGs are generally more susceptible to the pulsation instability for larger initial masses. Fig. 1 indicates that for $M_{\text{init}} > 20 M_\odot$, pulsations can become strong enough to be detected with our code even before the star reaches the Hayashi line, while pulsations are only found after neon burning for $M_{\text{init}} = 17 M_\odot$. We do not find any signature of pulsation for $M_{\text{init}} = 15 M_\odot$ ⁴. Therefore, if a super-wind could be induced by strong pulsations, it would occur in an earlier evolutionary epoch for a higher mass star.

3. THE EVOLUTION OF SUPERGIANTS WITH SUPER-WINDS

If the mass loss rate were dramatically enhanced due to strong pulsations, how would it affect the evolution of supergiants, and what would be the observational consequences?

To address this issue in more detail, we perform an experiment as the following. We assume that the mass loss rate of a supergiant is significantly enhanced compared to the rate of JNH88, if pulsations are strong enough to be detected with our hydrodynamic stellar evolution code, i.e. if $\eta > 1$ in Eq. (1):

$$\dot{M} = \eta^\alpha \dot{M}_{\text{JNH88}}, \quad (2)$$

where \dot{M}_{JNH88} is the mass loss rate of JNH88, and α a free parameter. New evolutionary model sequences are constructed, with this modified mass loss rate. Here, the hydrodynamic term is switched off again, and normal evolutionary time steps are used.

It should be kept in mind that the empirical mass loss rate of RSGs of JNH88 might already reflect the role of pulsations. However, as implied by the growth rates shown in Fig. 1, only very unstable massive stars with $M_{\text{init}} \gtrsim 19 M_\odot$ are significantly affected by this modification. Given the paucity of RSGs with $M_{\text{init}} > 20 - 25 M_\odot$ in our galaxy and nearby galaxies (e.g. Massey et al. 2009), our assumption that the mass

³ Note, however, non-linear calculations by Heger et al. (1997) give quite consistent results with those of their linear stability analysis that assumes a frozen-in convective flux

⁴ Heger et al. (1997) found pulsations for the same initial mass. The reason for this difference is that their models consider rotationally enhanced mass loss, resulting in a higher L/M than in our non-rotating models.

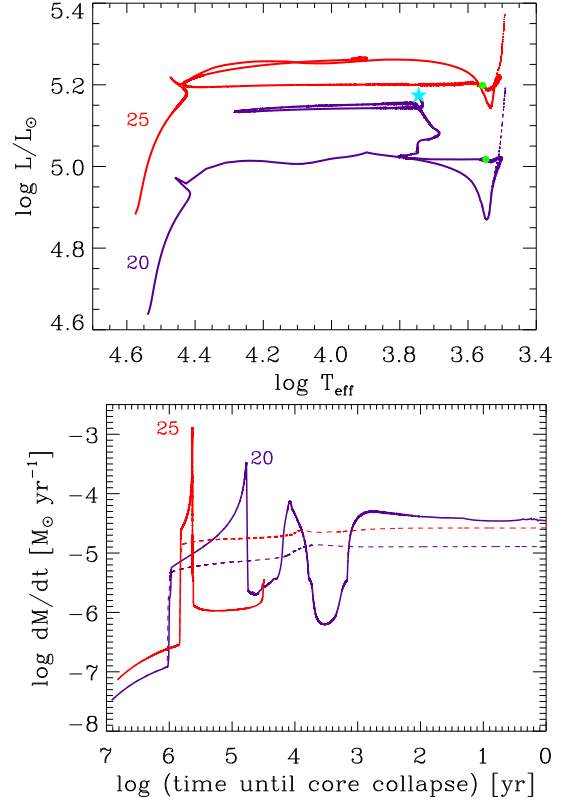


FIG. 4.— *Upper panel:* The evolution of 20 and 25 M_\odot stellar models on the HR diagram. The thick solid lines and the thin dashed lines give the evolutionary tracks with $\alpha = 1.75$ (i.e., with pulsation-induced mass loss enhancement), and $\alpha = 0.0$ (i.e., no enhancement of mass loss) in Eq. (2), respectively. The calculation was terminated at a point close to the end of helium burning (central helium mass fraction equal to 0.0013) for the 25 M_\odot model sequence with $\alpha = 1.75$, while the evolution is followed up to neon burning for the other sequences. The filled circle on each track with $\alpha = 1.75$ marks the position when the mass loss rate reaches its peak. The filled star gives the position of the pre-supernova star for the 20 M_\odot sequence $\alpha = 1.75$. *Lower panel:* The mass loss rates of the corresponding stellar models.

loss history of such very unstable RSGs can be qualitatively different from that of most RSGs in the sample of JNH88 does not necessarily cause an inconsistency.

Fig. 4 shows the evolutionary tracks and the mass loss rates of model sequences with $\alpha = 1.75$ (this choice for α is rather arbitrary), compared to the corresponding ones with $\alpha = 0$, for two different masses ($M_{\text{init}} = 20$ and $25 M_\odot$). Two important points are worthy of notice here.

First, as the star gradually loses mass, the L/M ratio and the pulsation growth rate increase accordingly. If the value of α is large enough (as adopted here), this leads to a runaway increase in the mass loss rate as shown in the lower panel of the figure. Second, the mass loss rate decreases very rapidly when the star moves away from the pulsationally unstable regime on the HR diagram. The peak of the mass loss rate is reached when the helium mass fraction at the centre decreases to 0.54 (0.031), and the total mass to $9.35 M_\odot$ ($6.50 M_\odot$), for 25 M_\odot ($20 M_\odot$) model sequence. As shown for the 20 M_\odot sequence, such a mass loss history of runaway increase followed by sudden decrease can be repeated as the star moves in and out the unstable regime. The 20 M_\odot star finally ends its life as a yellow supergiant of $M_{\text{tot}} = 6.1 M_\odot$, with only a small amount of hydrogen of about $0.5 M_\odot$. The most likely outcome of the death of such a star would be a Type IIb supernova. The 25 M_\odot star has a hydrogen envelope of $0.22 M_\odot$ at core he-

lium exhaustion, and would produce either a Type Ib or a IIb supernova depending on the subsequent history of mass loss.

When the mass loss rate reaches the maximum, the growth rate given by Eq. (1) becomes as high as 11.3 and 10.6 for 25 and 20 M_{\odot} models, respectively. We checked if non-linear evolutionary calculations also give such high growth rates, given that the relation of Eq. (1) is only based on the result with $\eta \lesssim 8.0$ (Fig. 3). We find that, at the reference points marked by the filled circles in Fig. 4, the hydrodynamic calculations give $\eta = 9.9$ and 9.0 for 25 and 20 M_{\odot} models respectively, which are comparable to the values given by Eq. (1).

4. DISCUSSION

If a pulsationally-driven super-wind (PDSW) phase could be induced by strong pulsations, this would have very important implications for supernova progenitors. As implied by our model sequences presented above, such a PDSW can significantly reduce the critical ZAMS mass (M_{crit}) above which a huge fraction of the stellar envelope is removed before core collapse, thus producing no Type II-P supernova. Based on our results, we suggest $M_{\text{crit}} \sim 19\text{--}20M_{\odot}$ with a PDSW (see Figs. 1 and 4), while the models with the JNH88 mass loss rate predict SN II-P progenitors up to $\sim 25M_{\odot}$. Interestingly, this value of M_{crit} is comparable to what other alternative prescriptions of RSG winds mass loss predict (Salasnich et al. 1999; Vanbeveren et al. 2007). Note that M_{crit} could be even further reduced by rotation, as implied by the result of Heger et al. (1997) (see also Meynet & Maeder 2003).

This might provide a plausible solution to the so-called RSG problem, i.e. the observed lack of type II-P progenitors with $M_{\text{init}} \gtrsim 16.5 \pm 1.5M_{\odot}$ (Smartt et al. 2009). Such observation could also result from the presence of dusty circumstellar material around the stars, as an obscured progenitor would be estimated to have a lower initial mass in pre-SN images. However Smartt et al. (2009) also noted that the number of SNe type II-P in their sample is consistent with the expected number of stars in the range 8.5-16.5 M_{\odot} assuming a Salpeter IMF. This could be a possible indication of the fact that stars with higher initial mass do actually lose most of their hydrogen envelope, which cannot be easily understood with the canonical mass loss rate of JNH88.

The PDSW is expected to significantly affect the circumstellar medium around a RSG (van Veelen, in prep.). When the star dies, the shock produced by the collision between the SN ejecta and the circumstellar material transforms kinetic energy into thermal energy. This energy can be radiated away at different wavelengths, resulting in brightening the supernova remnant for long times (Chevalier 1977). If the collision occurs directly after the SN explosion, the emission can even alter the spectrum and light curve of the SN. This scenario is usually invoked to explain the sub-class of Type IIIn supernovae (Schlegel 1990; Filippenko 1997). To reproduce the light curve of the most luminous Type IIIn supernovae (SNe

IIIn) like SN 2006gy and SN 2006tf, very massive shells are required, which need to be ejected in eruptive events a few years before core collapse (e.g., van Marle et al. 2010). Pulsational pair instability (Woosley et al. 2007) and LBV-like eruptions (e.g., Smith et al. 2007) have been discussed to explain the presence of shells of 10-25 M_{\odot} around the progenitors of luminous SNe IIIn. A PDSW phase is an unlikely explanation for such extreme environments. However it might be interesting for those type IIIn where the required mass in the stellar vicinity is of the order of a few solar masses or less.

In this context it is interesting to consider the circumstellar medium around the RSG VY CMa. The stellar surrounding appears shaped by episodic mass ejections which occurred about 500-1000 yr ago (Smith et al. 2009). The complex morphology of the CSM is suggestive of a possible interaction between convection and pulsation (see Fig. 13 in Smith et al. 2009), which for these stars are predicted to occur on similar timescales (e.g., Heger et al. 1997). The mass loss rate of $1-2 \times 10^{-3} M_{\odot}\text{yr}^{-1}$ derived by Smith et al. (2009) is comparable to the one expected during the PDSW phase (see Fig. 4). Even if the mass loss prescription for PDSW we used is somewhat arbitrary, we want to stress that the energy available from the growth of pulsation is enough to drive mass loss rates up to $\sim 10^{-2} M_{\odot}\text{yr}^{-1}$. Smith et al. (2009) state that an extreme RSG like VY CMa would produce a Type IIIn event like SN 1988Z if it were to explode in its current state. Therefore the occurrence of pulsation-driven super-winds in RSG might explain moderately luminous SN IIIn if the enhanced mass loss takes place less than about $\sim 10^3$ years before core collapse. With the mass loss prescription of Eq. 2 with a sufficiently large α (~ 2), this would occur in a narrow range around $\sim 19M_{\odot}$ for non-rotating stars. An accurate determination of the expected rate of type IIIn due to PDSW requires a more realistic mass loss prescription.

To conclude, if a pulsationally-driven super-wind phase could be induced by strong pulsations, we would expect a substantial change in the late evolution of single massive stars. The mass loss rate during the RSG phase would increase dramatically for stars with $M_{\text{init}} \gtrsim M_{\text{crit}}$ compared to the JNH88 rate, and the PDSW phase should start earlier in the evolution of more massive stars. The resulting pre-supernova structure of these stars is affected, as well as their CSM. For single stars, this suggests the following sequence in supernova types as function of increasing initial mass: II-P \rightarrow II-L \rightarrow IIIn \rightarrow IIb \rightarrow Ib \rightarrow Ic. Detailed estimate for the mass range of each supernova requires a better prescription for the pulsationally enhanced mass loss, which deserves further study.

We are grateful to Stan Woosley, Bob van Veelen and Norbert Langer for many useful discussions. S.C.Y. is supported by the DOE SciDAC Program (DOE DE-FC02-06ER41438).

REFERENCES

- Appenzeller, 1970, A&A, 9, 216
 Bowen, G.H., 1988, ApJ, 329, 299
 Chevalier, R.A., 1977, ARA&A, 15, 175
 Filippenko, A.V., 1997, ARA&A, 35, 309
 Gough, D.O., Ostriker, J.P., & Stobie, R.S., 1965, ApJ, 142, 1649
 Heger, A., Jeannin, L., Langer, N., & Baraffe, I., 1997, A&A, 327, 224
 Höfner, S., Gautshy-Loidl, R., Aringer, B., & Jørgensen, U.G., 2003, A&A, 399, 589
 de Jager, C., Nieuwenhuijzen, H., & van der Hucht, K.A., 1988, A&AS, 72, 259
 Li, Y., & Gong, Z.G., 1004, A&A, 289, 449
 Massey, Ph., Silva, D., & Levesque, E. et al., 2009, ApJ, 703, 420
 Meynet, G., & Maeder, A., 2003, A&A, 404, 975
 Neilson, H.R., & Lester, J.B., 2008, ApJ, 684, 569
 Puls, J., Vink, J. S., & Najarro, F., 2008, A&A Rev., 16, 209
 Salasnich, B., Bressan, A., & Chiosi, C., 1999, A&A, 342, 131
 Schlegel, E.M., 1990, MNRAS, 244, 269
 Smartt, S.J., Eldridge, J.J., Crockett, R.M., & Maund, J.R., 2009, MNRAS, 395, 1409
 Smith, N. et al., 2007, ApJ, 666, 1116

- Smith, N., Hinkle, K.H., & Ryde, N., 2009, *AJ*, 137, 3558
VanBeveren, D., Van Bever, J., & Belkus, H., 2007, *ApJ*, 662, 107
van Loon, J.Th., Cioni, M.-R.L., Zijlstra, A.A., & Loup, C., 2005, *A&A*,
438, 273
van Loon, J.Th., Chohen, M., & Oliveira, J.M. et al., 2008, *A&A*, 487, 1055
van Marle, A.J., Smith, N., Owocki, S.P., & van Veelen, B., 2010,
[arXiv:1004.2791]
Woosley, S.E., Blinnikov, S., & Heger, A., 2007, *Nature*, 450, 390
Yoon, S.-C., Langer, N. & Norman, C., 2006, *A&A*, 460, 199