

# Testing the Distance-Duality Relation with Galaxy Clusters and Type Ia Supernovae

R. F. L. Holanda and J. A. S. Lima

Departamento de Astronomia, Universidade de São Paulo–USP,  
05508-900 São Paulo, SP, Brazil

M. B. Ribeiro

Instituto de Física, Universidade Federal do Rio de Janeiro–UFRJ,  
Rio de Janeiro, RJ, Brazil

limajas@astro.iag.usp.br

Received \_\_\_\_\_; accepted \_\_\_\_\_

## ABSTRACT

In this letter we propose a new and model-independent cosmological test for the distance-duality (DD) relation,  $\eta = D_L(z)(1+z)^{-2}/D_A(z) = 1$ , where  $D_L$  and  $D_A$  are, respectively, the luminosity and angular diameter distances. For  $D_L$  we consider two sub-samples of SNe type Ia taken from Constitution data (2009) whereas  $D_A$  distances are provided by two samples of galaxy clusters compiled by De Fillipis et al. (2005) and Bonamente et al. (2006) by combining Sunyaev-Zeldovich effect (SZE) and X-ray surface brightness. The SNe Ia redshifts of each sub-sample were carefully chosen to coincide with the ones of the associated galaxy cluster sample ( $\Delta z < 0.005$ ) thereby allowing a direct test of DD relation. Since for very low redshifts,  $D_A(z) \cong D_L(z)$ , we have tested the DD relation by assuming that  $\eta$  is a function of the redshift parametrized by two different expressions:  $\eta(z) = 1 + \eta_0 z$  and  $\eta(z) = 1 + \eta_0 z/(1+z)$ , where  $\eta_0$  is a constant parameter quantifying a possible departure from the strict validity of the reciprocity relation ( $\eta_0 = 0$ ). In the best scenario (linear parametrization) we obtain  $\eta_0 = -0.28_{-0.44}^{+0.44}$  ( $2\sigma$ , statistical + systematic errors) for de Fillipis et al. sample (elliptical geometry), a result only marginally compatible with the DD relation. However, for Bonamente et al. sample (spherical geometry) the constraint is  $\eta_0 = -0.42_{-0.34}^{+0.34}$  ( $3\sigma$ , statistical + systematic errors) which is clearly incompatible with the duality-distance relation.

*Subject headings:* cosmic microwave radiation distance scale galaxies:clusters:general supernovae:general X-rays:galaxies:clusters

## 1. Introduction

The Etherington’s reciprocity relation (Etherington 1933) is of fundamental importance in cosmology. Its most useful version in the astronomical context, sometimes referred as *distance-duality relation*, relates the *luminosity distance*  $D_L$  with the *angular diameter distance*  $D_A$  by means of the following expression,

$$\frac{D_L}{D_A}(1+z)^{-2} = 1. \quad (1)$$

This equation is *completely general*, valid for *all* cosmological models based on Riemannian geometry, being dependent neither on Einstein field equations nor the nature of matter-energy content. It only requires that source and observer are connected by null geodesics in a Riemannian spacetime and that the number of photons are conserved. Therefore, it is valid for spatially homogeneous and isotropic (anisotropic) cosmologies, as well as for inhomogeneous cosmological models (Ellis 2007).

The distance-duality (DD) relation plays an essential role in modern cosmology, ranging from gravitational lensing studies (Schneider et al. 1999) to analyzes from galaxy clusters observations (Cunha et al. 2007, Mantz et al. 2009), as well as the plethora of cosmic consequences from primary and secondary temperature anisotropies of the cosmic microwave blackbody radiation (CMBR) observations (Komatsu et al. 2010). Even the the temperature shift equation  $T_o = T_e/(1+z)$ , where  $T_o$  is the observed temperature and  $T_e$  is the emitted temperature, a key result for analyzing CMBR observations, as well as the optical theorem that surface brightness of an extended source does not depend on the angular diameter distance of the observer from the source (an important result for understanding lensing brightness), are both consequences of Etherington’ reciprocity relation (Ellis 1971, 2007).

The Etherington law, as it is also sometimes called, has so far been taken for granted

by virtually all analyzes of cosmological observations. Despite this, the distance-duality relation is in principle testable by means of astronomical observations. If one is able to find cosmological sources whose intrinsic luminosities are known (standard candles) as well as their intrinsic sizes (standard rulers), one can determine both  $D_L$  and  $D_A$ , and after measuring the common redshifts, to test directly the above Etherington’s result. Note that ideally both quantities must be measured in a way that does not utilize any relationship coming from a cosmological model, that is, they must be determined by means of intrinsic astrophysically measured quantities.

The method described above for testing the reciprocity law is very difficult to carry out in practice due to limitations in our current understanding of galaxy evolution and, hence, one must still rely on less than ideal methods for seeking observational falsification of the reciprocity law. These less-than-ideal methods usually assume a cosmological model suggested by a set of observations, apply this model in the context of some astrophysical effect and attempt to see if the reciprocity relation remains valid. In this way, Uzan, Aghanim & Mellier (2004) showed that observations from Sunyaev-Zeldovich effect (SZE) and X-ray surface brightness from galaxy clusters offer a test for the distance-duality relation. It was argued that the SZE + X-ray technique for measuring the angular diameter distances (ADD) (Sunyaev and Zeldovich 1972, Cavaliere and Fusco-Fermiano 1978) is strongly dependent on the validity of this relation. When the relation does not hold, the ADD determined from observations is  $D_A^{cluster}(z) = D_A(z)\eta^2$  (actually, multiplied by  $\eta^{-2}$  in their notation). Such a quantity reduces to the angular diameter distance only when the reciprocity relation is strictly valid, i.e., when  $\eta = 1$ . They considered 18 ADD galaxy clusters from Reese et al. sample (2002) for which a spherically symmetric cluster geometry has been assumed. Their analysis carried out in a  $\Lambda$ CDM model (Spergel et al. 2003) shows that no violation of the distance-duality is only marginally consistent.

Later on, De Bernardis, Giusarma & Melchiorri (2006) also searched for deviations from the distance-duality relation by using the ADD from galaxy clusters provided by the sample of Bonamente *et al.* (2006). They obtained a non violation of the distance-duality in the framework of the cosmic concordance  $\Lambda$ CDM model. Recently, Avgoustidis *et al.* (2010) used the distance relation,  $d_L = d_A(1+z)^{2+\epsilon}$ , in a flat  $\Lambda$ CDM model for constraining the cosmic opacity by combining recent SN Type Ia data compilation (Kowalski *et al.* 2008) with the latest measurements of the Hubble expansion at redshifts on the range  $0 < z < 2$  (Stern *et al.* 2010). They found  $\epsilon = -0.04_{-0.07}^{+0.08}$  ( $2\sigma$ ). However, what was really being tested in the quoted works was the consistency between the assumed cosmological model and some results provided by a chosen set of astrophysical phenomena.

Following another route, Holanda, Lima & Ribeiro (2010) discussed the consistency between the strict validity of the distance-duality relation and the assumptions about the geometry, elliptical and spherical  $\beta$  models, used to describe the galaxy clusters. They used the function  $\eta(z)$  parametrized in two distinct forms,  $\eta = 1 + \eta_0 z$  and  $\eta = 1 + \eta_0 z/(1+z)$ , thereby recovering the equality between distances only for very low redshifts, in order to test possible deviations. By comparing the De Filippis *et al.* (2005) (elliptical  $\beta$  model) and Bonamente *et al.* (2006) (spherical  $\beta$  model) samples with theoretical  $D_A^{Th}$  obtained from  $\Lambda$ CDM (Komatsu *et al.* 2010), they showed that the elliptical geometry is more consistent ( $\eta_0 = 0$  in  $1\sigma$ ) with no violation of the distance-duality relation in the context of  $\Lambda$ CDM (WMAP7).

The possibility to test new physics with basis on the validity of DD relation was first discussed by Basset & Kuns (2004). They used current supernovae Ia data as measurements of  $D_L$  and estimated  $D_A$  from FRIIb radio galaxies (Daly & Djorgovski 2003) and ultra compact radio sources (Gurvitz 1994, 1999; Lima & Alcaniz 2000, 2002, Santos & Lima 2008). A moderate violation ( $2\sigma$ ) caused by the brightening excess of SNe Ia at  $z > 0.5$

was found. In the same vein, De Bernardis, Giusarma & Melchiorri (2006) also compared the ADD from galaxy clusters with luminosity distance data from supernovae to obtain a model independent test. In order to compare the data sets they considered the weighted average of the data in 7 bins and found that  $\eta = 1$  is consistent in 68% confidence level ( $1\sigma$ ). However, one needs to be careful when using SZE + X-ray technique for measuring angular diameter distances to test the DD relation because such a technique is also dependent of its validity. In fact, when the relation does not hold, the ADD determined from observations is in general  $D_A^{cluster}(z) = D_A(z)\eta^2$ , which reduces to  $D_A$  only if  $\eta = 1$ . So, their work did not test DD relation, at least not in a consistent way. In addition, both authors binned their data, and, as such, their results may have been influenced by the particular choice of redshift binning.

In this context, the aim of this paper is to propose a consistent cosmological-model-independent test for equation (1) by using two sub-samples of SNe Ia chosen from Constitution data (M. Hicken et al. 2009) and two angular diameter distance (ADD) samples from galaxy clusters obtained through Sunyaev-Zeldovich effect and X-ray measurements with different assumptions concerning the geometry used to describe the clusters: elliptical  $\beta$  model and spherical  $\beta$  model. Following Holanda, Lima & Ribeiro (2010), our analysis here will be based on two parametric representations for a possible redshift dependence of the distance duality expression, namely,

$$\frac{D_L}{D_A}(1+z)^{-2} = \eta(z), \quad (2)$$

where

I.  $\eta(z) = 1 + \eta_0 z$ ,

II.  $\eta(z) = 1 + \eta_0 z/(1+z)$ .

For a given pair of data set (SNe Ia, galaxy clusters), one should expect a likelihood of  $\eta_0$  peaked at  $\eta_0 = 0$ , in order to satisfy the DD relation. It is also worth noticing that in our approach the data do not need to be binned as assumed in some analyses involving DD relation. As we shall see, for the Bonamente et al. sample (2006), where a spherical geometry was assumed, our results show a strong violation ( $> 3\sigma$ ) DD relation when the SNe Ia and galaxy clusters data are confronted. However, when the elliptical geometry is assumed (de Filippis et al. 2005), the results are marginally compatible within  $2\sigma$  with the distance duality relation.

## 2. Samples

In order to constrain the possible values of  $\eta_0$  let us now consider two samples of ADD from galaxy clusters obtained by combining their SZE and X-ray surface brightness observations. The first one is formed by 25 galaxy clusters from De Filippis et al. (2005) sample. Since *Chandra* and *XMM* observations of clusters in the past few years have shown that in general clusters exhibit elliptical surface brightness maps, De Filippis et al. (2005) studied and corrected, using an isothermal elliptical  $\beta$  model to describe the clusters, the  $\mathcal{D}_A$  measurements for two samples for which combined X-ray and SZE analysis has already been reported using a isothermal spherical  $\beta$  model. One of the samples, compiled by Reese *et al.* (2002), is a selection of 18 galaxy clusters distributed over the redshift interval  $0.14 < z < 0.8$ . The other one, the sample of Mason *et al.* (2001), has 7 clusters from the X-ray limited flux sample of Ebeling *et al.* (1996). The second is defined by the 38 ADD galaxy clusters from Bonamente et al. (2006) sample, where the cluster plasma and dark matter distributions were analyzed assuming hydrostatic equilibrium model and spherical symmetry, thereby accounting for radial variations in density, temperature and abundance. This sample consists of clusters that have both X-ray data from the *Chandra*

*Observatory* and SZE data from the BIMA/OVRO SZE imaging project, which uses the Berkeley-Illinois-Maryland Association (BIMA) and Owens Valley radio observatory (OVRO) interferometers to image the SZE. For the luminosity distances, we choose two sub-samples of SNe Ia from Constitution SNe Ia data set whose redshifts coincide with the ones appearing in the galaxy cluster samples. In Fig. (1a) we plot  $D_A$  multiplied by  $(1+z)^2$  from galaxy clusters sample compiled by De Filippis et al. (2005) (the errors bars contain statistical and systematic contributions) and  $D_L$  from our first SNe Ia sub-sample. In Fig. (1b) we plot the subtraction of redshift between clusters and SNe Ia. We see that the biggest difference is  $\Delta z \approx 0.01$  for 3 clusters (open squares) while for the remaining 22 clusters we have  $\Delta z < 0.005$ . In order to avoid the corresponding bias, the 3 clusters will be removed from all the analyzes presented here so that  $\Delta z < 0.005$  for all pairs.

Similarly, in Fig. (2a) we plot  $D_A$  multiplied by  $(1+z)^2$ , but now for the Bonamente et al. (2006) sample (errors bars also include statistical and systematic contributions) and  $D_L$  from our second SNe Ia sub-sample. In Fig. (2b) we display the redshift subtraction between clusters and SNe Ia. Again, we see that for 35 clusters  $\Delta z < 0.005$ . The biggest difference is  $\Delta z \approx 0.01$  also for 3 clusters, and, for consistency, they will also be removed from our analysis (next section).

### 3. Analysis and Results

Let us now estimate the  $\eta_0$  parameter for each sample in both parametrization for  $\eta(z) = D_L(z)(1+z)^{-2}/D_A(z)$ , namely,  $\eta(z) = 1 + \eta_0 z$  and  $\eta(z) = 1 + \eta_0 z/(1+z)$ . It should be stressed that in general the SZE + X-ray surface brightness observations technique do not give  $D_A(z)$ , but  $D_A^{cluster}(z) = D_A(z)\eta^2$ . So, if one wishes to test equation (1) with SZE + X-ray observations from galaxy clusters, the angular diameter distance  $D_A(z)$  must be replaced by  $D_A^{cluster}(z)\eta^{-2}$  in equation (2). In this way, we have access to



$$\eta(z) = D_A^{cluster}(z)(1+z)^2/D_L(z).$$

Following standard lines, the likelihood estimator is determined by  $\chi^2$  statistics

$$\chi^2 = \sum_z \frac{[\eta(z) - \eta_{obs}(z)]^2}{\sigma_{\eta_{obs}}^2}, \quad (3)$$

where  $\eta_{obs}(z) = (1+z)^2 D_A^{cluster}(z)/D_L(z)$  and  $\sigma_{\eta_{obs}}^2$  are the errors associated with the observational techniques. For the galaxy cluster samples the common statistical contributions are: SZE point sources  $\pm 8\%$ , X-ray background  $\pm 2\%$ , Galactic  $N_H \leq \pm 1\%$ ,  $\pm 15\%$  for cluster asphericity,  $\pm 8\%$  kinetic SZ and for CMB anisotropy  $\leq \pm 2\%$ . Estimates for systematic effects are as follow: SZ calibration  $\pm 8\%$ , X-ray flux calibration  $\pm 5\%$ , radio halos  $+3\%$  and X-ray temperature calibration  $\pm 7.5\%$ . We stress that typical statistical errors amounts for nearly 20% in agreement with other works (Mason et al. 2001; Reese et al. 2002, Reese 2004), while for systematics we also find typical errors around  $+ 12.4\%$  and  $- 12\%$  (see also table 3 in Bonamente et al. 2006). In the present analysis we have combined the statistical and systematic errors in quadrature for the angular diameter distance from galaxy clusters (D’Agostino 2004).

On the other hand, after nearly 500 Ia SNe discovered, the constraints on the cosmic parameters from luminosity distance are now limited by systematics rather than by statistical errors. In principle, there are two main sources of systematic uncertainty in SNe cosmology which are closely related to photometry and possible corrections for light-curve shape (Hicken et al 2009). However, at the moment it is not so neat how to estimate the overall systematic effects for this kind of standard candles (Komatsu et al. 2010), and, therefore, we will neglect them in the following analysis. The basic reason is that systematic effects from galaxy clusters seems to be larger than the ones of SNe observations, but their inclusion do not affect appreciably the results concerning the validity of the distance-duality relation.

In figures (3a) and (3b) we plot the likelihood distribution function for each sample.

For De Filippis et al. we obtain  $\eta_0 = -0.28_{-0.44}^{+0.44}$  ( $\chi_{d.o.f.}^2 = 1.02$ ) and  $\eta_0 = -0.43_{-0.6}^{+0.6}$  ( $\chi_{d.o.f.}^2 = 1.03$ ) in  $2\sigma$  (statistical + systematic errors). For Bonamente et al. we obtain  $\eta_0 = -0.42_{-0.34}^{+0.34}$  ( $\chi_{d.o.f.}^2 = 0.88$ ) and  $\eta_0 = -0.66_{-0.5}^{+0.5}$  ( $\chi_{d.o.f.}^2 = 0.86$ ) in  $3\sigma$  (statistical + systematic errors). We can see that the confrontation between the ADD from the former sample with SNe Ia data, points to a moderate violation of the reciprocity relation (the DD relation is marginally satisfied in  $2\sigma$ ). This result remains valid even when only clusters with  $z > 0.1$  are considered. In this case we obtain  $\eta_0 = -0.29_{-0.34}^{+0.34}$  ( $\chi_{d.o.f.}^2 = 0.91$ ) within  $2\sigma$  (statistical + systematic errors). However, for the Bonamente et al. sample, where a spherical  $\beta$  model was assumed to describe the clusters, we see that DD relation is not obeyed even at  $3\sigma$ .

#### 4. Conclusions

In this letter, we have discussed a new and model-independent cosmological test for the distance-duality relation,  $\eta(z) = D_L(1+z)^{-2}/D_A$ . The basic idea of our statistical test is very simple. We consider the angular diameter distances from galaxy clusters (two samples) which are obtained by using SZE and X-ray surface brightness together the luminosity distances given by two sub-samples of SNe Ia taken from the Constitution data. The key aspect is that the SNe Ia sub-samples were carefully chosen in order to have the same redshifts of the galaxy clusters ( $\Delta z < 0.005$ ). For the sake of generality, the  $\eta(z)$  parameter was also parameterized in two distinct forms, namely,  $\eta = 1 + \eta_0 z$  and  $\eta = 1 + \eta_0 z/(1+z)$ , thereby recovering the equality between distances only for very low redshifts. It should be noticed that in our method the data do not need to be binned. Interestingly, although independent of any cosmological scenario, our analysis depends on the starting physical hypotheses describing the galaxy clusters.

By comparing the De Filippis et al. (2005) (elliptical  $\beta$  model) and Bonamente et

al. (2006) (spherical  $\beta$  model) samples with two sub-samples of SNe Ia, we show that the elliptical geometry is more consistent with no violation of the distance-duality relation. In the case of De Filippis et al. (2005) sample (see Fig. 3a) we find  $\eta_0 = -0.28_{-0.44}^{+0.44}$  and  $\eta_0 = -0.43_{-0.6}^{+0.6}$  for linear and non-linear parametrization in  $2\sigma$  (statistical + systematic errors), respectively. On the other hand, the spherical  $\beta$  model (see Fig. 3b) is not compatible with the validity of the distance-duality relation. For this case we obtain  $\eta_0 = -0.42_{-0.34}^{+0.34}$  and  $\eta_0 = -0.66_{-0.5}^{+0.5}$  for linear and non-linear parameterizations in  $3\sigma$  (statistical + systematic errors), respectively.

Finally, it is also interesting to compare the present results with the ones of Holanda, Lima & Ribeiro (2010). Their analysis revealed that the isothermal elliptical  $\beta$  model is compatible with the Etherington theorem at  $1\sigma$  moduli the  $\Lambda$ CDM model while the non isothermal spherical model is only marginally compatible at  $3\sigma$ . Here as there, the sphericity assumption for the cluster geometry resulted in a larger incompatibility with the validity of the duality relation in comparison with an isothermal non spherical cluster geometry.

## REFERENCES

- Avgoustidis, A., Burrage, C., Redondo, J., Verde, L. and Jimenez, R. arXiv:1004.2053 [astro-ph.CO]
- Basset, B. A. and Kunz, M. 2004, PRD, 69, 101305
- Bonamente, M., Joy, M. K., La Roque, S. J., Carlstrom, J. E., Reese, E. D., & Dawson, K. S. 2006, ApJ, 647, 25
- Cavaliere, A. and Fusco-Fermiano, R. 1978, A&A, 667, 70
- Cunha J. V., Marassi L., Lima, J. A. S. 2007, MNRAS, 379, L1 arXiv:0611934 [astro-ph.CO]
- Daly, R. A. and Djorgovski, S.G. 2003, ApJ, 597, 9
- D’Agostini, G. 2004, arXiv:physics/0403086v2 [physics.data-an]
- De Bernardis, F., Giusarma, E. and Melchiorri, A. 2006, IJMPD, 15, 759
- Ebeling, H., Voges, W., Bohringer, H., Edge, A. C., Huchra, J. P., & Briel, U. G. 1996, MNRAS, 281, 799
- De Filippis, E., Sereno, M., Bautz, M.W. and Longo, G. 2005, ApJ, 625, 108
- Ellis, G. F. R. 1971, “Relativistic Cosmology”, Proc. Int. School Phys. Enrico Fermi, R. K. Sachs (ed.), pp. 104-182, (Academic Press: New York); reprinted in GRG, 41, 581, (2009)
- Ellis, G. F. R. 2007, GRG, 39, 1047
- Etherington, I. M. H. 1933, Phil. Mag. 15, 761; reprinted in 2007, GRG, 39, 1055
- Gurvitz, L. I. 1994, ApJ, 425, 442

- Gurvitz, L. I., Kellermann, K. I., & Frey, S. 1999, *A&A*, 342, 378
- Hicken, M. et al., 2009, *ApJ*, 700, 1097
- Holanda, R. F. L., Lima, J. A. S. & Ribeiro, M. B. 2010, arXiv:1003.5906 [astro-ph.CO]
- Komatsu, E. et al. 2010 (WMAP collaboration), *ApJS*, in press, arXiv:1001.4538 [astro-ph.CO]
- Kowalski et al., 2008, *ApJ*, 749, 686
- Lima, J. A. S. and Alcaniz, J. S. 2000, *A&A*, 357, 393 arXiv:0003189 [astro-ph.CO]
- Lima, J. A. S. and Alcaniz, J. S. 2002, *ApJ*, 566, 15 arXiv:0109047 [astro-ph.CO]
- Mantz, A. et al, 2010, *MNRAS* 406, 1759
- Mason, B. S., Myers, S. T., & Readhead, A. C. S. 2001, *ApJ*, 555, L11
- Reese, E. D., et al., 2002, *ApJ*, 581, 53
- Reese, E. D. 2004, in *Measuring and Modeling the Universe*, ed. W. L. Freedman (CUP) p. 138 arXiv:0306073 [astro-ph.CO]
- Santos, R. C. and Lima, J. A. S. 2008, *PRD*, 77, 083505, arXiv:0803.1865 [astro-ph.CO]
- Schneider, P., Ehlers, J. & Falco, E. E. 1999, *Gravitational Lenses*, Springer, New York
- Spergel D. N. et al., 2003, *ApJS*, 148, 175
- Stern, D., Jimenez, R., Kamionkowski, M. & Stanford, S. A. 2010, *JCAP*, 1002, 008
- Sunyaev, R. A. and Zel'dovich, Ya. B. 1972, *Comments Astrophys. Space Phys.*, 4, 173
- Uzan, J.P., Aghanim, N. and Mellier, Y. 2004, *PRD*, 70, 083533

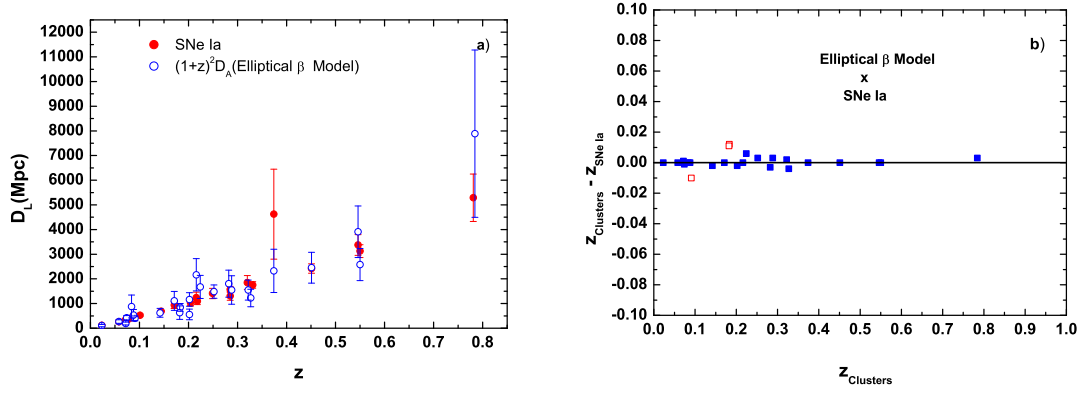


Fig. 1.— a) Galaxy clusters and SNe Ia data. The open (blue) and filled (red) circles with the associated error bars stand, respectively, for the De Filippis et al. (2005) and SNe Ia samples. b) The redshift subtraction for the same pair of cluster-SNe Ia samples. The open squares represent the pairs of points for which  $\Delta z \approx 0.01$ .

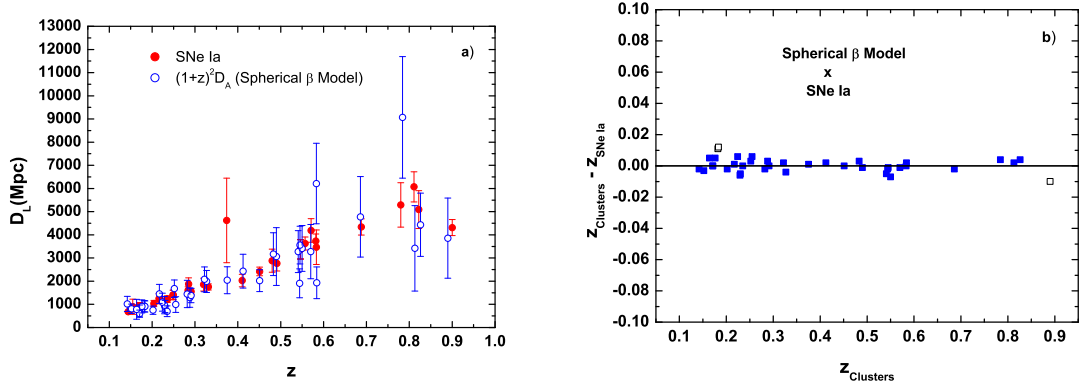


Fig. 2.— a) Galaxy clusters and SNe Ia data. The open (blue) and filled (red) circles with the associated error bars stand, respectively, for the Bonamente et al. (2006) and SNe Ia samples. b) The redshift subtraction for the same pair of cluster-SNe Ia samples. As in Fig. 1b, the open squares represent the pairs of points with the biggest difference in redshifts ( $\Delta z \approx 0.01$ ).

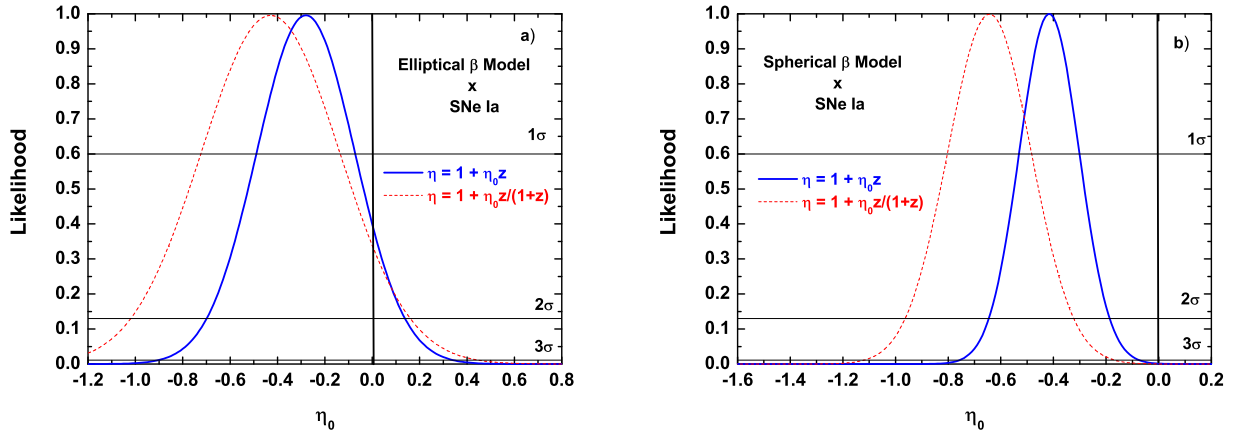


Fig. 3.— a) The likelihood distribution functions for De Filippis et al. sample for both parametrizations. b) The likelihood distribution functions for Bonamente et al. sample. Note that the elliptical model is compatible with the Etherington theorem at  $2\sigma$  while the spherical model is not compatible.